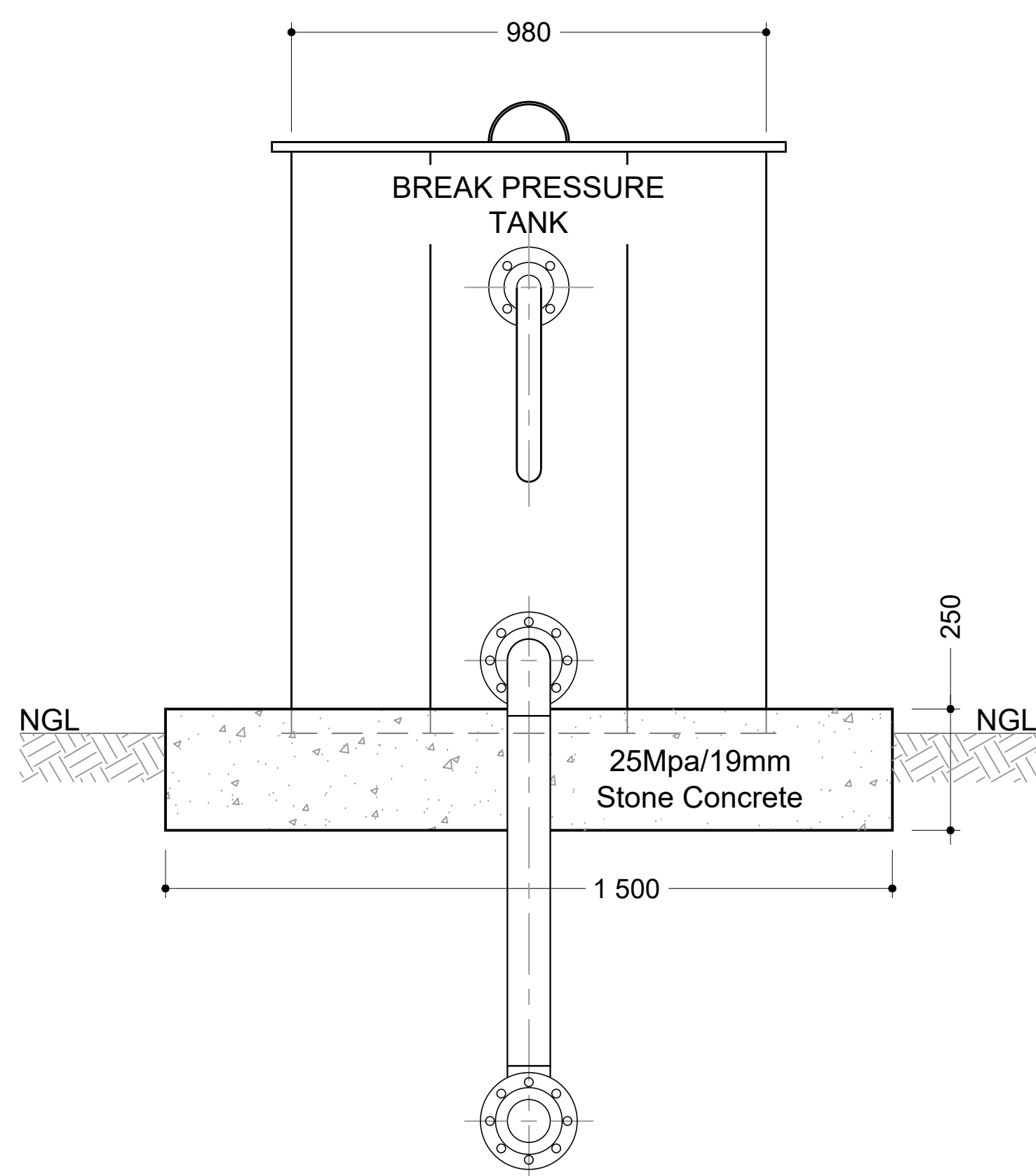
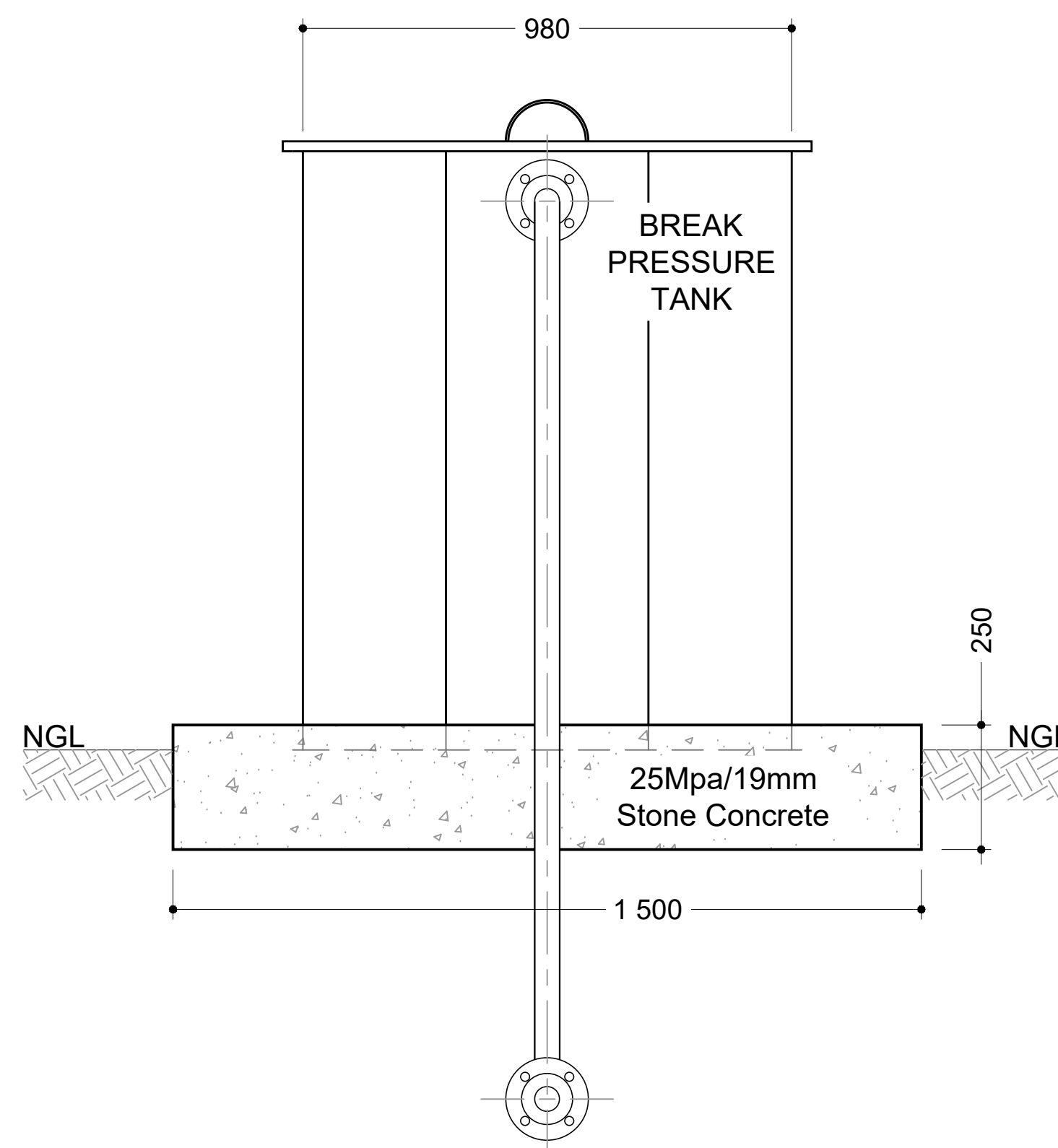


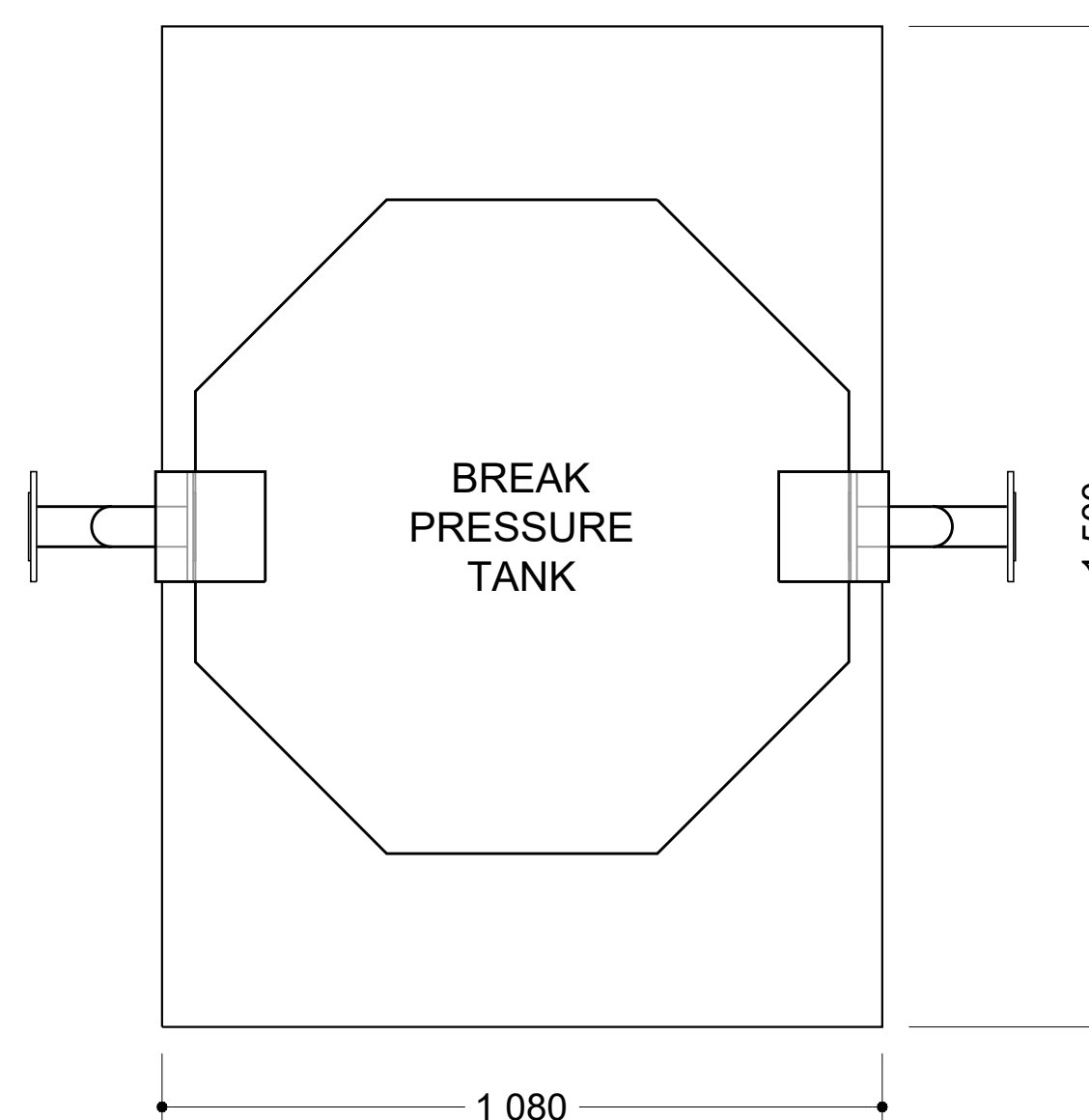
BREAK PRESSURE TANK TYPICAL SECTION
Scale 1:20
2 No.OFF



BREAK PRESSURE TANK TYPICAL ELEVATION
Scale 1:20



BREAK PRESSURE TANK TYPICAL ELEVATION
Scale 1:20



BREAK PRESSURE TANK PLAN
Scale 1:20

Item No.	No Off.	Dia(mm) ND	Description	Drawing
01a	04	75Ø	75mmØ×3" HDPE flanged adaptor.	
01b	02	50Ø	50mmØ - 80mmØ Concentric Reducer, T16 flanged.	
02	02	50Ø	50Ø Straight with 2×90° bend, 2×T16 flange.	
03	02	50Ø	50Ø BERMAD Strainer model 70F.	
04	02	50Ø	50mm Ø Wafer rubber lined butterfly valve.	
05	02	-	50mmØ Diaphragm level control valve	
06	02	80Ø	80Ø Straight with 2×90° bend, 2×T16 flange.	
07	02	50Ø	50Ø 90° bend with T16 flange to one end.	

NOTE:

1. All steel, piping, brackets,bolts, flanges etc. to be manufactured from Gr 304 stainless steel.
- 2.Plate thickness 3,00mm minimum on side panels.
3. Plate thickness 5,00mm minimum on lid and base panels.

NOTES



IZINGA HOLDINGS (Pty) Ltd
UNIT 2, LINCOLNS INN
7 MAXWELL STREET
EMPANGENI
3880
TEL: 035 772 1211
FAX: 035 459 4537
EMAIL: INFO@IZINGALABEZI.CO.ZA



UMKHANDYAKUDE DISTRICT MUNICIPALITY
STAND 13433
KINGFISHER ROAD
MKUZE
3965

REFERENCE DRAWINGS

FOR TENDER	
REGISTERED ENGINEER APPROVAL	
NAME: H.A.D. KIRSTEN	Pr. Eng No: 870583
SIGNATURE	DATE: 8/09/2020

REV	DR	CH	DATE	DESCRIPTION

PROJ. NO: UKDM 1-2020
DWG NO: UM-G2-2020-007-BPT-00

PROJECT : GREATER INGWAYUMA WATER SUPPLY SCHEME ZONE10: PHASE 2

TITLE : BREAK PRESSURE VALVE DETAILS

SCALE: AS SHOWN DRAWN BY: SK

DATE: 16/03/2020 CHECKED BY: NOK

PAPER SIZE: A2 APPROVED BY: BK

ISSUED FOR TENDER