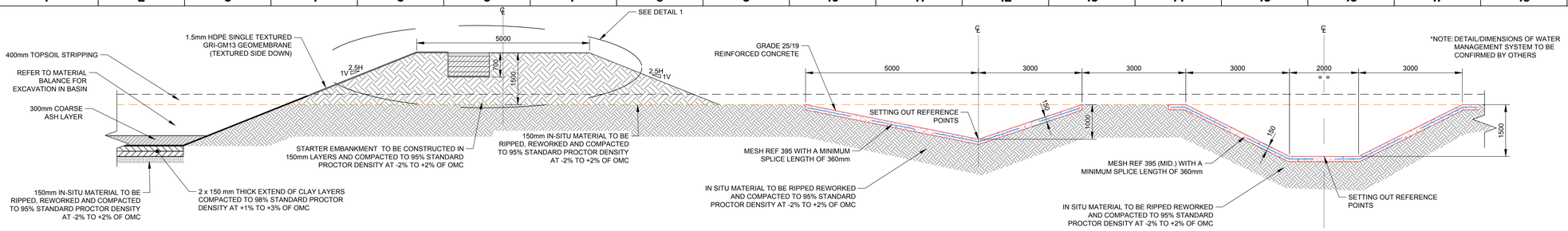

SCALE 1:50 A 01 SECTION - NORTHERN CHANNELS AND STARTERWALL

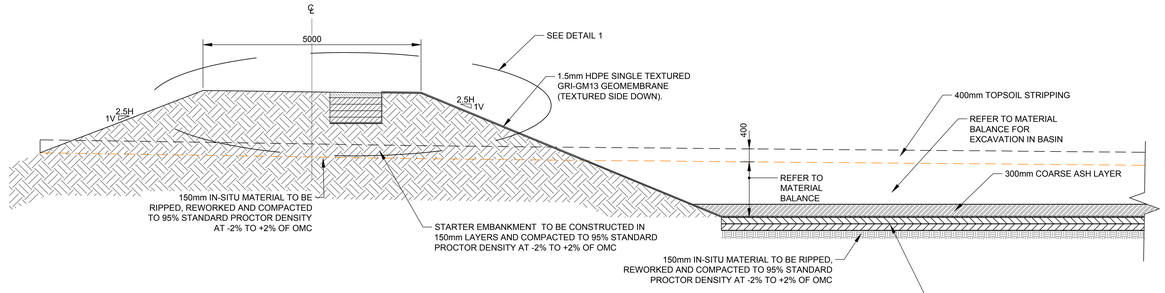

SCALE 1:50 B 04/05 SECTION - WESTERN STARTER EMBANKMENT

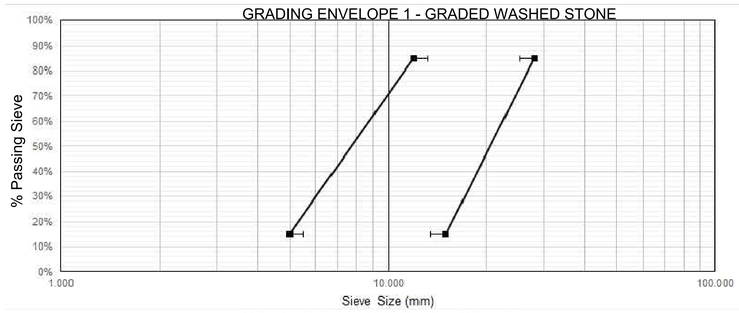

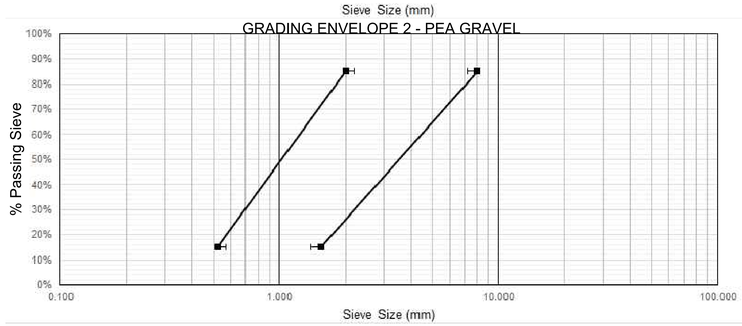

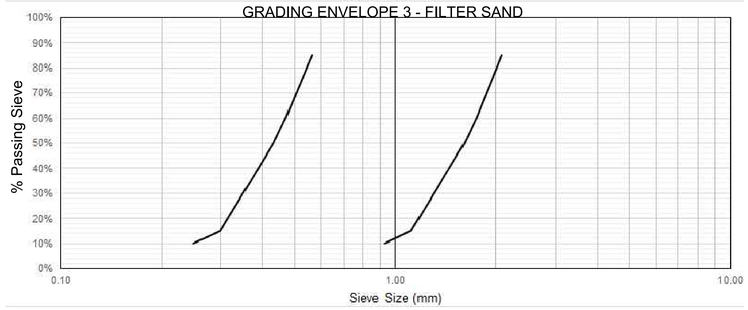

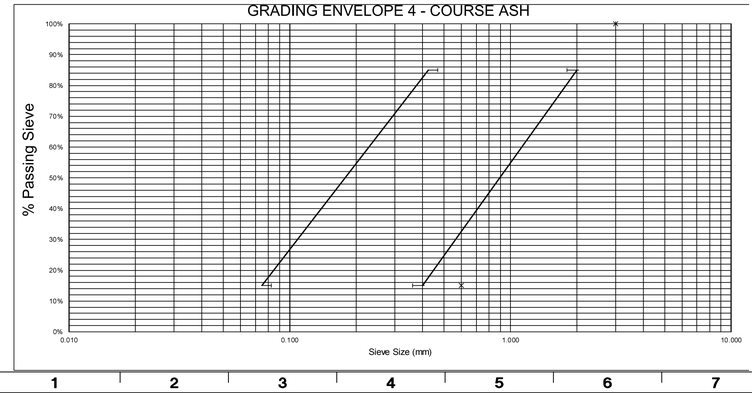

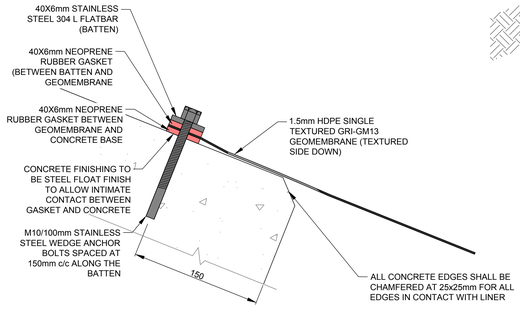

DETAIL 2 - BATTEN ANCHOR DETAIL
SCALE 1:2,5

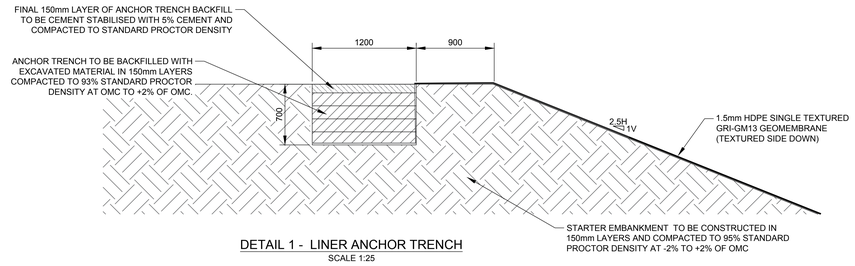

DETAIL 1 - LINER ANCHOR TRENCH
SCALE 1:25

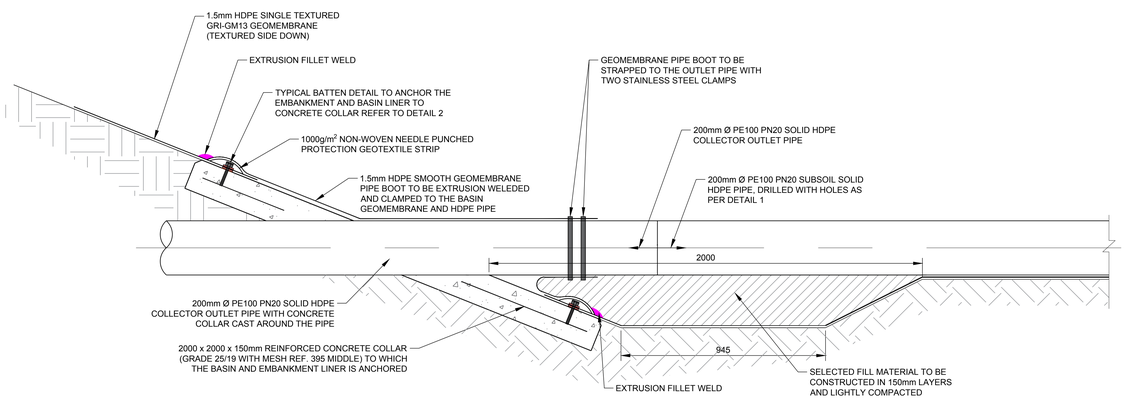

PIPE PENETRATION DETAIL OF OVER LINER DRAINAGE OUTFALL PIPE
SCALE 1:10

ISSUED FOR
INFORMATION

Franco Small
Pr.Eng. 20170153

Lo 29
SOUTH AFRICAN SURVEY GRID
WGS84 DATUM
FEBRUARY 2021

THIS DRAWING HAS BEEN CREATED ON A C.A.D. SYSTEM. ANY AMENDMENT MUST BE EFFECTED ON THE SAME SYSTEM.

O.D.	REV	DATE	INDEX REFERENCE:	REV BY	CHKD BY	AUTH BY	KKS APP	REFERENCE DWG. No.	REFERENCE DRAWINGS
	A	21/06/10	ISSUED FOR INFORMATION	MPM	DL	FS			

DRG REGISTERED	DT 12 17		AUTHORISED FOR ESKOM BY:	EK	DATE 02/03/18
DESIGN APPROVED	DT 12 17	FS			
KKS APP			AUTHORISED FOR ESKOM BY:	AK	DATE 02/03/18
AUTH BY	DT 12 17	FS	ESKOM HOLDINGS LTD. REG. No. 2002/015527/06		
CHKD BY	DT 12 17	DL			
DRAWN BY	DT 12 17	MPM			
SCALE	AS SHOWN				

Eskom Enterprises

TUTUKA ASH DUMP VOLUME INCREASE PROJECT
PHASE 1 DETAILED DESIGN
PRE-DEPOSITION EARTHWORKS AND DRAINAGE DETAILS
SHEET 1 OF 3

0,61 /96775 | SHEET 11 | REV A

SIZE GROOTTE A0L

B:\Eskom\Tutuka\99_PROJECTS\1791142-Tutuka_AshIncrease_Standerton\02_PRODUCTION\DRAWINGS\Phase 1 - Standby\34-PRE-DEPOSITION WORKS DETAILS SHEET 1 OF 2.dwg Sep 14, 2021 - 12:43pm