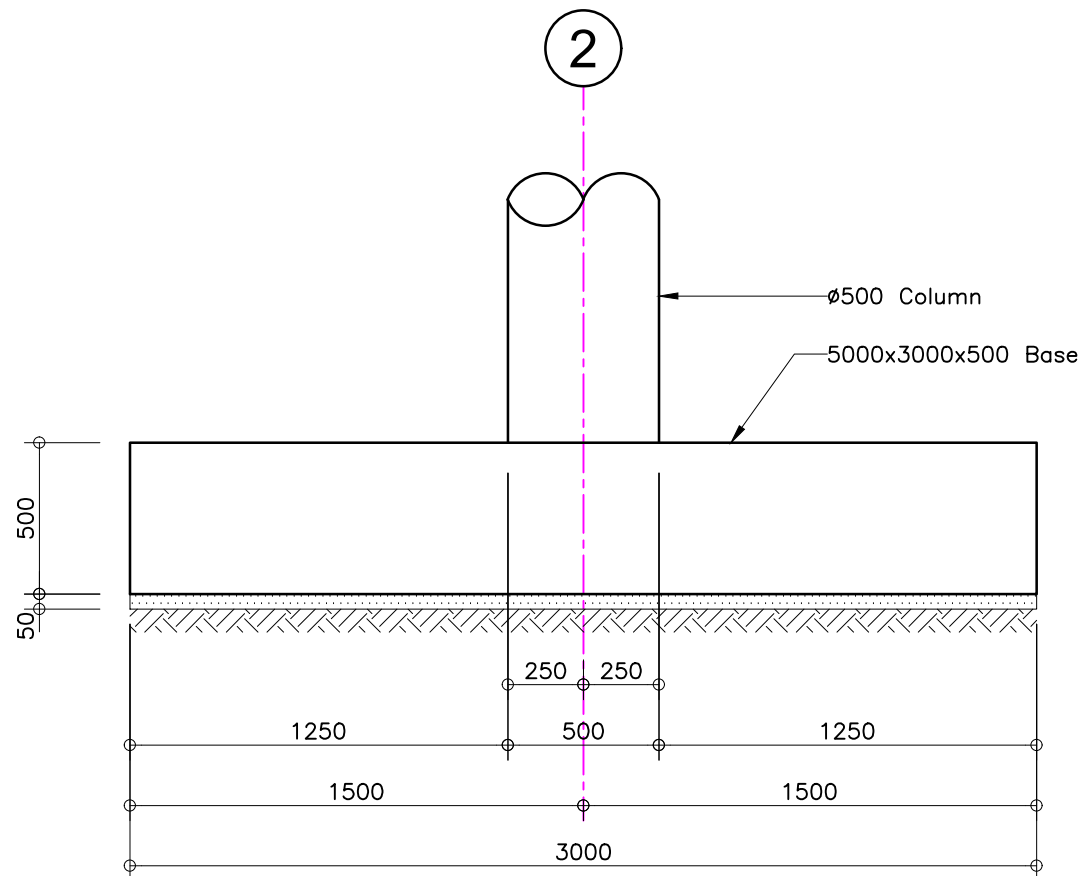
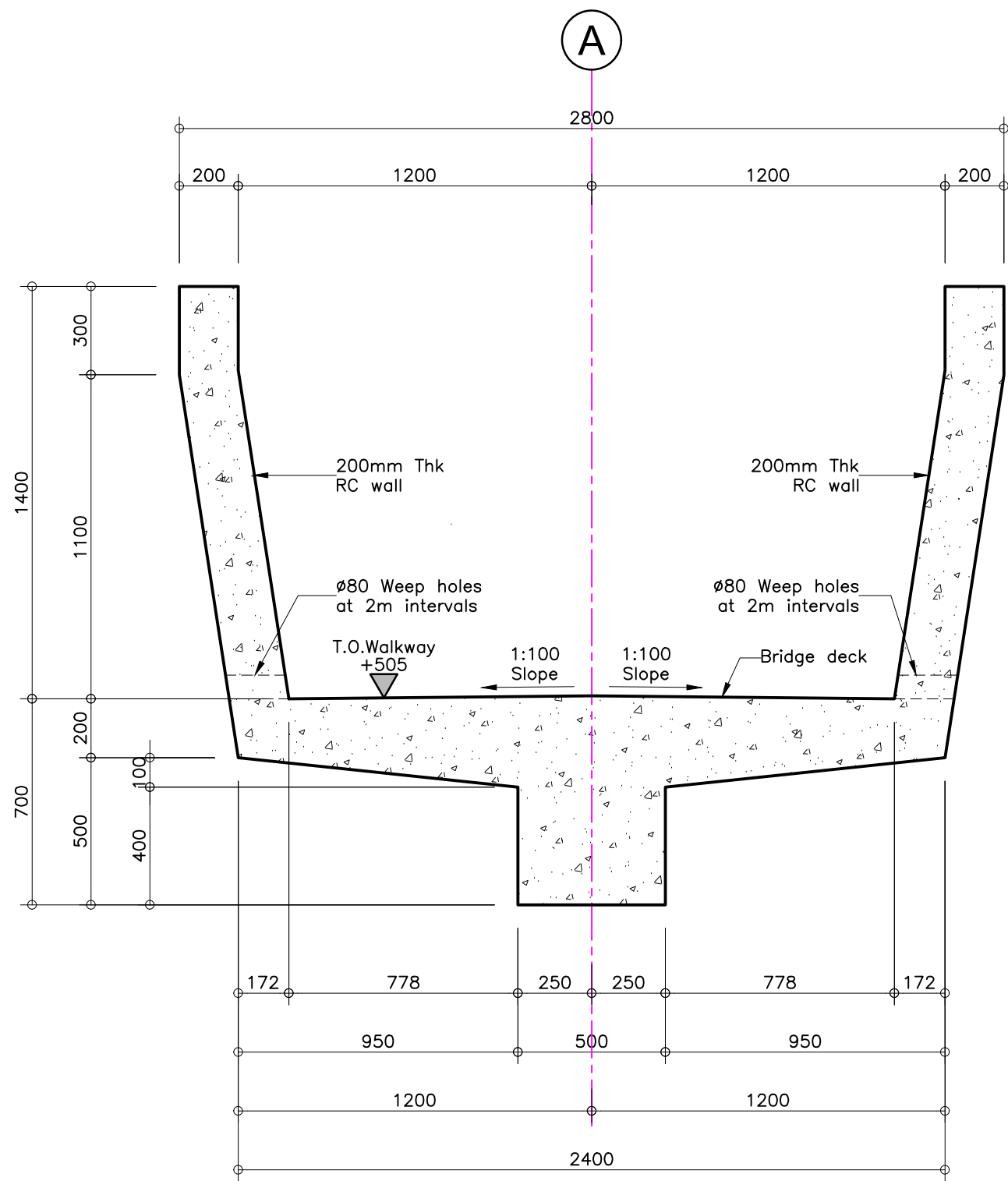


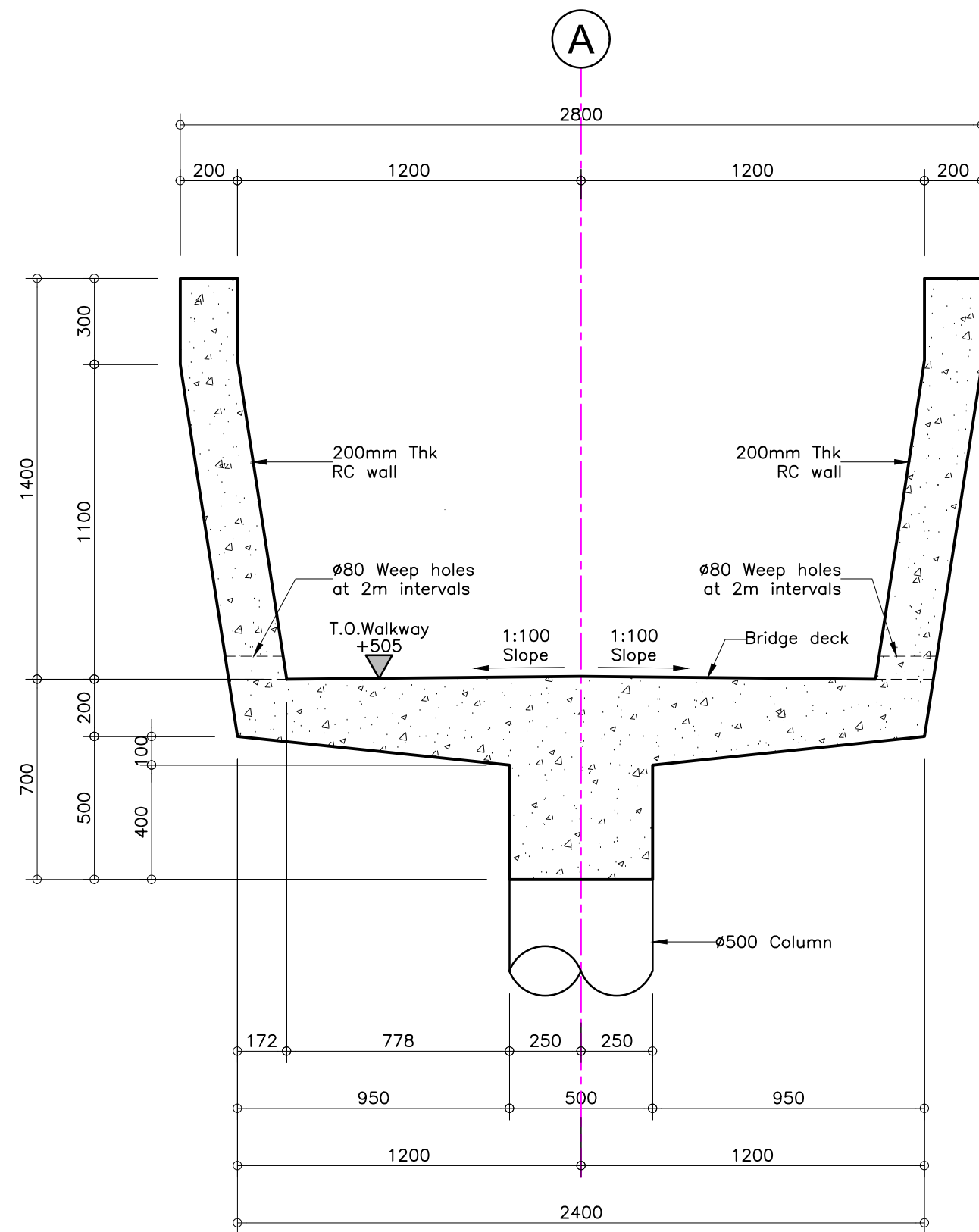
5000x3000x500 Base Plan
Scale: 1:25



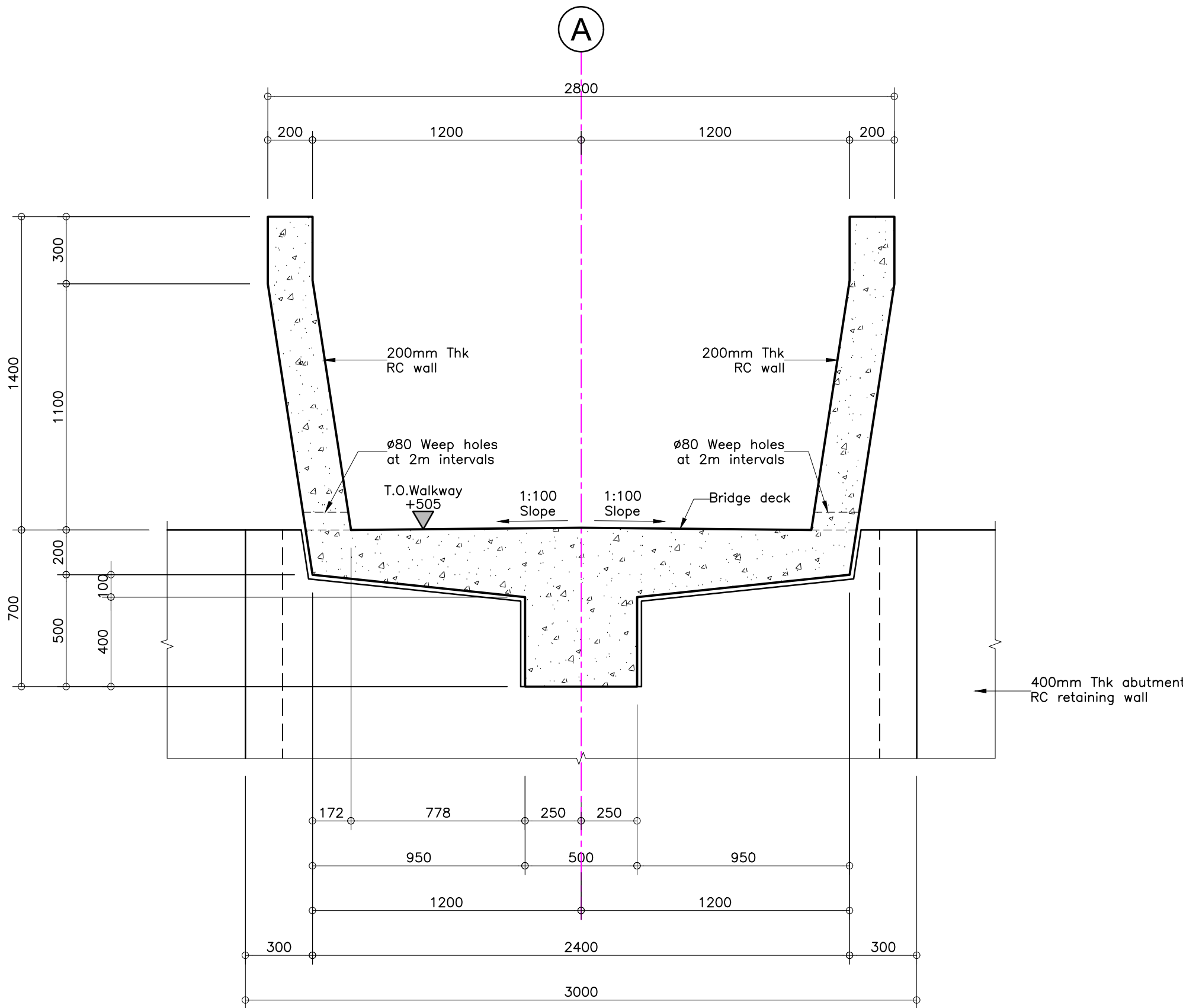
5000x3000x500 Base Elevation
Scale: 1:25



Section A-A
Scale: 1:20 1001



Section B-B
Scale: 1:20 1001



Section C-C
Scale: 1:20 1001

CLIENT'S DETAILS



PRIVATE BAG X101
MALELANE
1320

CITY OF MBOMBELA
INFRASTRUCTURE DEPARTMENT

REVISIONS

NR	DATE	APPROVED	DESCRIPTION	PAR
A	20/12/2019		ISSUE FOR INFORMATION	SM
B	11/02/2020		DECK SLOPE & WEEP HOLES ADDED	SM
C	28/07/2020		BRIDGE SIZE REVISED	
D	01/08/2020		COLUMNS AND BASES REVISED	SM
E	25/08/2020		BRIDGE DESIGN REVISED	SM
F	07/12/2020		BRIDGE LENGTH REVISED	SM
G	02/02/2021		BRIDGE LENGTH REVISED	SM

NOTES:

- THIS DRAWING IS TO BE READ IN CONJUNCTION WITH SABS 1200 STANDARDIZED SPECIFICATIONS AND THE PROJECT SPECIFICATIONS
- PRIOR TO THE START OF CONSTRUCTION, ALL SERVICES WHICH ARE TO BE CROSSED MUST BE EXPOSED BY HAND TO CONFIRM THEIR POSITIONS AND LEVELS. ANY DISCREPANCY IS TO BE IMMEDIATELY REPORTED TO THE ENGINEER
- A FULL SET OF MATERIAL TESTS(COMPACTON,CBR & UCS) REFLECTING COMPLIANCE WITH THE SPECIFICATIONS IS TO BE SUBMITTED TO THE ENGINEER FOR ONWARD TRANSMISSION TO THE EMPLOYER
- INTERSECTION SERVICES TO BE EXPOSED POSITIONS RECORDED AND ANY CLASHES IN POSITION WITH THE WORKS TO BE REPORTED TO THE ENGINEER PRIOR TO THE COMMENCEMENT OF CONSTRUCTION.

CONSULTANT'S DETAIL



KABE CONSULTING ENGINEERS
218 Dr VAN DER MERWE DRIVE
MONTANA PARK
0182
Tel: 087 809 0982
Fax: 086 516 4728
e-mail: info@kabe.co.za

DESIGNED

NAME: B NKOKO Prof Reg No: 2011 0357
SIGNATURE:..... DATE:.....

DRAWN

NAME: S MASOMBUKA
SIGNATURE:..... DATE:.....

CHECKED

NAME: B NKOKO Prof Reg No: 2011 0357
SIGNATURE:..... DATE:.....

INFORMATION OFFICE CHECKED

NAME:..... DATE:.....
SIGNATURE:.....

DESIGN OFFICE APPROVAL

NAME:..... Prof Reg No:.....
SIGNATURE:..... DATE:.....

CONTRACT

No.
43/2019

PROJECT No.

MBO/2019/20

SHEET No.

01 of 01

PAPER SIZE

A1

SCALE

DATE:
20/12/2019

LOCATION OF PROJECT

NYONGANE RDP SECTION: HAZY VIEW, MPUMALANGA

DESCRIPTION OF PROJECT:

CONSTRUCTION OF FOOT BRIDGE AT NYONGANE
RDP SECTION

DRAWING DESCRIPTION

SECTIONS & DETAILS 1

DRAWING No.
MBO/1003

PROJECT STATUS



PROJECT ENGINEER OF CITY OF MBOMBELA

NAME SIGNATURE

Prof Reg No. DATE

INSPECTOR OF WORKS OF CITY OF MBOMBELA

NAME SIGNATURE

DATE