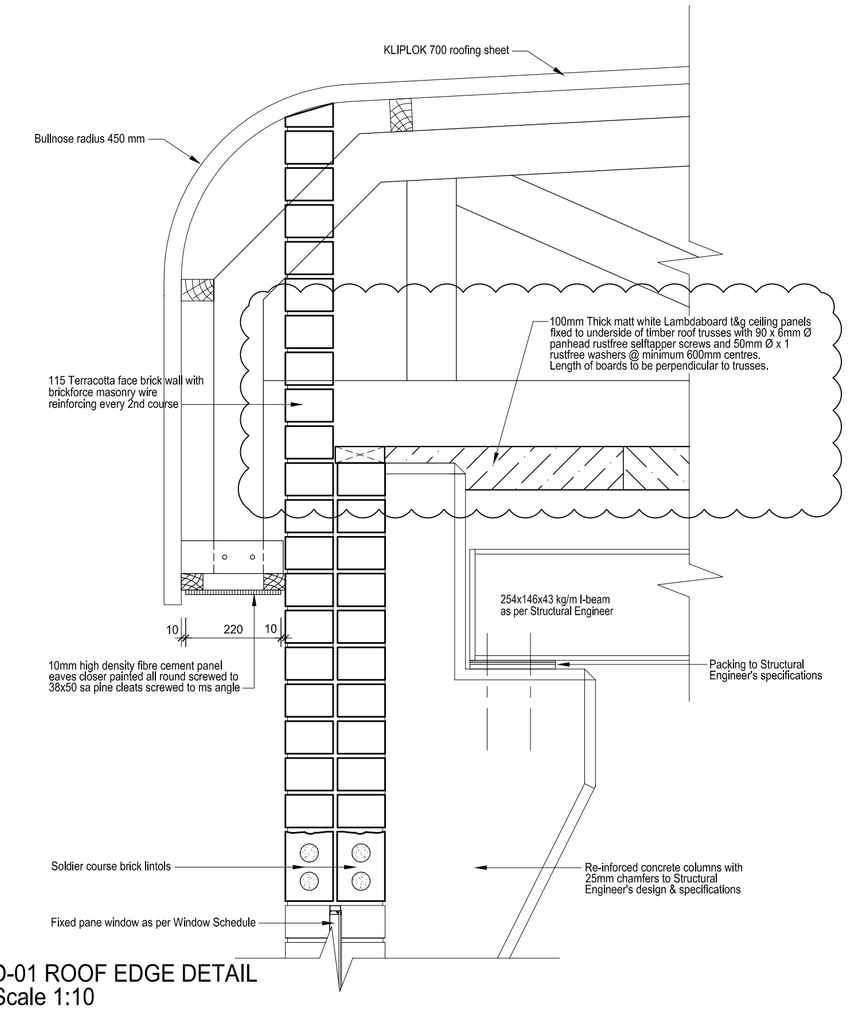

D-01 ROOF EDGE DETAIL
Scale 1:10

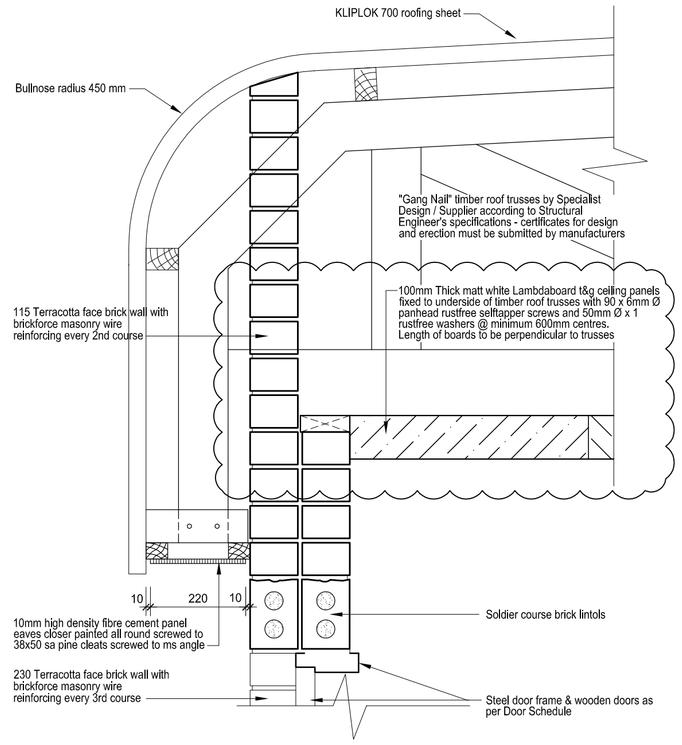

D-02 ROOF EDGE DETAIL
Scale 1:10

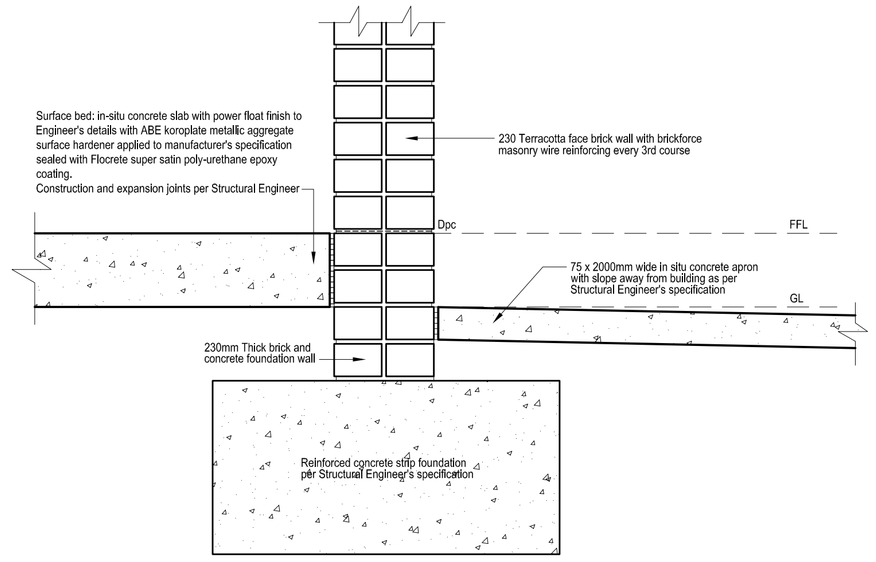

D-05 CONCRETE APRON, SURFACE BED & FOUNDATION WALL DETAILS
Scale 1:10

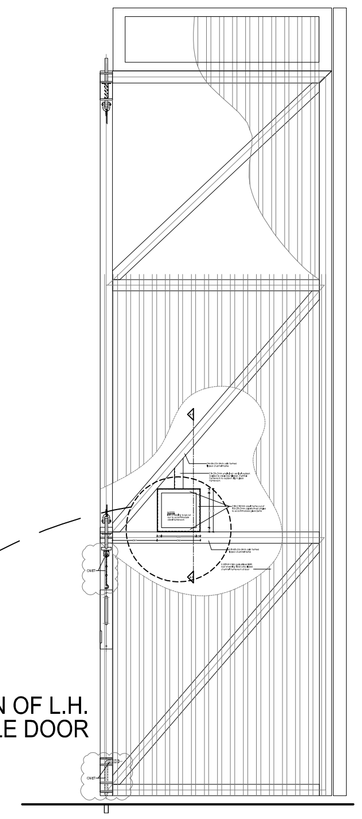

D-07 ELEVATION OF L.H. LEAF OF DOUBLE DOOR (INSIDE)
Scale 1:25

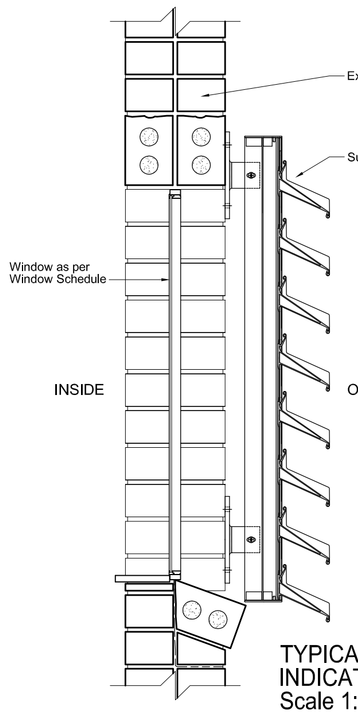

SPECIFICATIONS:
Product : Hunter Douglas® Sun Louvre System 132S
System : Fixed system, vertical applications
Shape : Z-shaped panels with backrolled rounded edges
Panel section 132S: 105,5 x 132 mm, thickness 0,6 mm
Panel length : max. 6000 mm
Alloy : EN-AW 3005
Surface treatment : Frontside: Luxacoat® finish, 3 layer, 40 my, colour: **Charcoal colour** to match **VP 7007 Matt Powder coated**. Backside : polyester coating, standard white
Panel fixing : Panel bracket 132S extruded, anodised aluminium
Spacers : 48, 63 and 88 mm extruded, anodised aluminium spacers for different panel modules
Panel modules 132S: Spacer Module Shadow angle: **88 mm 132 mm 0°**
Support fixation : Support fixed to façade by means of hot dip galvanised steel console, with extra aluminium top brace as an option
Support system : Aluminium extruded supporting rail for panels and spacers
Rail support : Railclamp with washer set
Fixing : Clip system
Installation : Spacers and panel brackets are sliding into support rail which is fixed with rail clamp to substructure (not Hunter Douglas® program)

NOTE: Sun louvre system to be provided and fixed to all **four windows**, **two on Western side and two on Eastern side**

TYPICAL SECTION THROUGH WINDOW INDICATING ALUMINIUM SUN LOUVRES
Scale 1:10

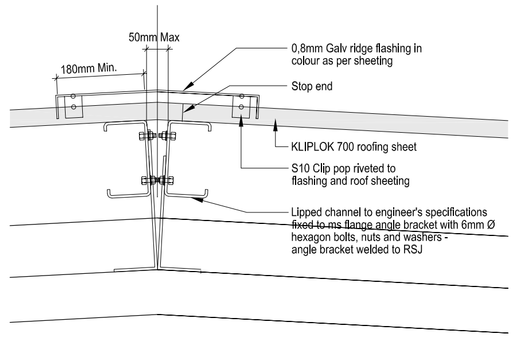

D-03 RIDGE CAP & PURLIN DETAIL
Scale 1:10

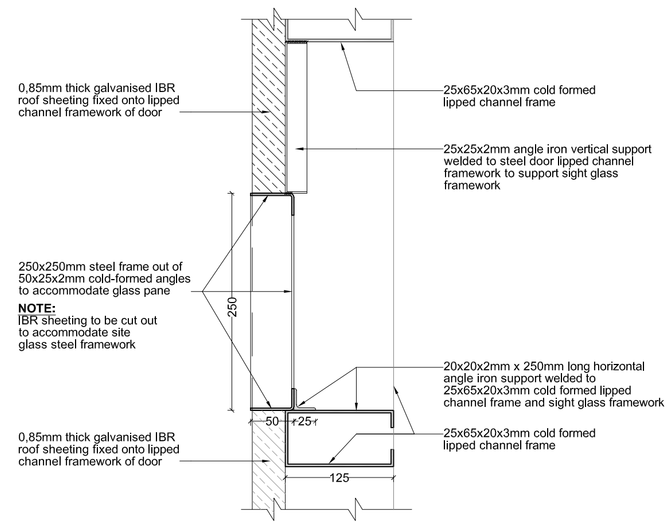

D-07 SIGHT / ACCESS DETAILS IN R.H. DOUBLE DOOR - SECTION A1-A1
Scale 1:5

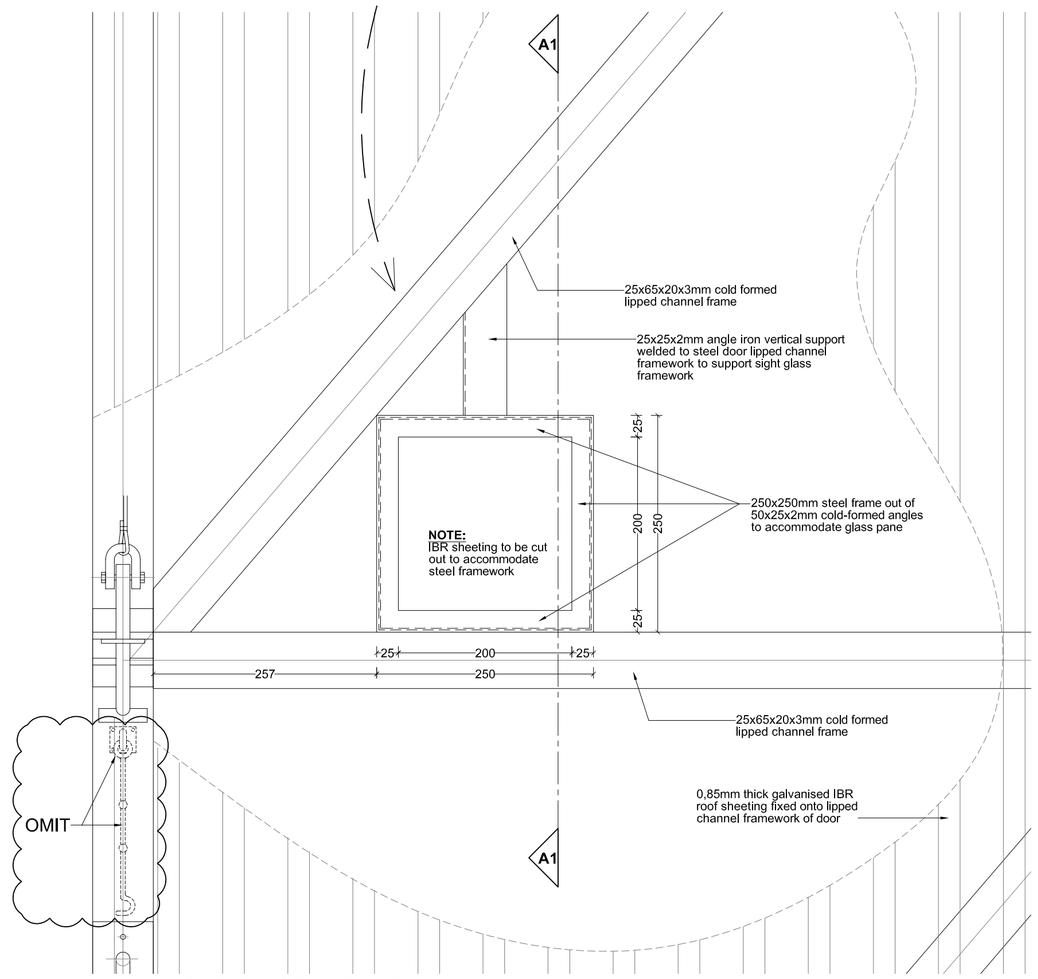

D-07 SIGHT GLASS DETAILS IN L.H. DOUBLE DOOR - ELEVATION (INSIDE)
Scale 1:5

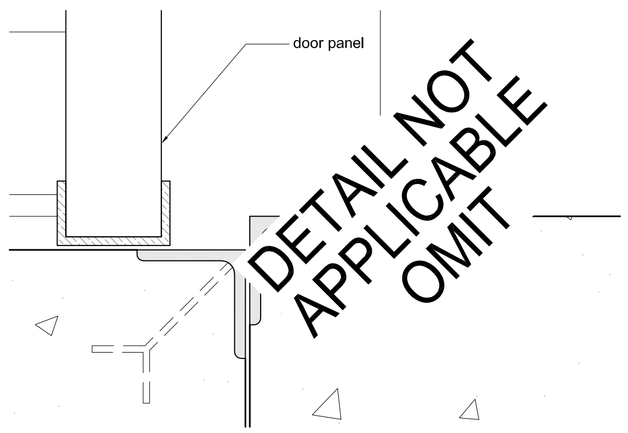

D-06 THRESHOLD DETAIL
Scale 1:2

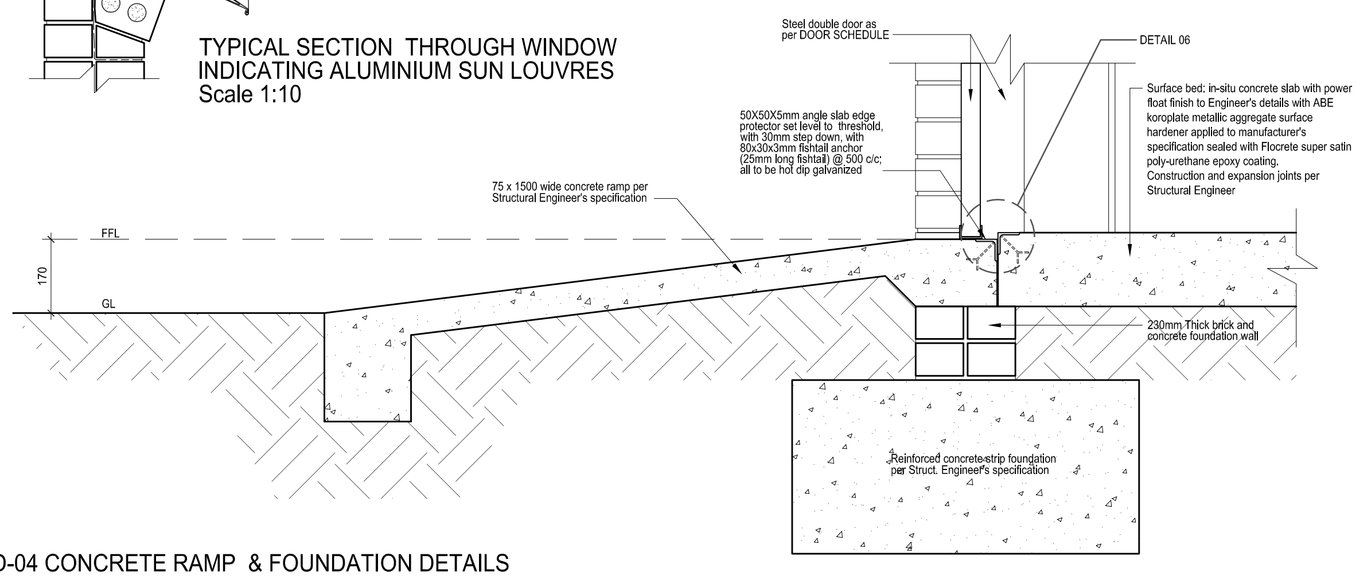

D-04 CONCRETE RAMP & FOUNDATION DETAILS
Scale 1:10

ISSUED FOR CONSTRUCTION

KKS STRUCTURAL CODE: 0 0UGC

REMARKS

Copyright reserved in favour of the undermentioned architects

All dimensions are to be checked on site. Only figured dimensions are to be used.
Any references to specialist work, items, finishes etc. are normally covered under preliminary amounts or PC items, if not the contractor must still price these specialized work, items or finishes.
Any contradictions must be settled beforehand with architect.
This drawing to be read in conjunction with Structural, Civil, Electrical and Mechanical Engineers drawings
All materials to be paint finished as specified where supplied without factory finish
Building work to comply with SANS 10400 National Building regulations
Glass installation to comply with SANS 10137, National Building regulations and SAGI (South African Glass Institute)
Safety glass in doors must be marked with visible band.

TABEL - DIMENSIONS OF GLASS

Nominal thickness of glass, mm	Maximum size of glass, meter
3	0,75
4	1,5
5	2,1
6	3,2

D.O.	REV	DATE	** REVISION ** INDEX REFERENCE :	REV BY	CHKD BY	AUTH BY	KKS APP	REFERENCE DRAWINGS
-	7	2017.04.07	Lambda Board ceiling added & cabin hook on door omitted	CHB	IDLR	WGB	-	-
-	6	2015.01.29	Details of sight glass window in double door and sun louvres at windows added	CHB	IDLR	WGB	-	-
-	5	2013.06.21	Omit; text description, rc beam Modify; Detail 04, beam filling masonry	WVDW	IDLR	WGB	-	-
-	4	2012.11.13	ISSUED FOR CONSTRUCTION - KKS code added	WVDW	IDLR	WGB	-	-
-	3	2010.08.13	ISSUED FOR CONSTRUCTION	NJ	IDLR	WGB	-	-
-	2	2010.06.14	ISSUED For Review - Eskom comments incorporated	hk	idlr	WGB	-	-
-	1	2010.05.14	ISSUED FOR REVIEW - duct omitted	hk	idlr	WGB	-	0,84/915/18 PLAN, SECTIONS & ELEVATIONS
-	0	2010.03.08	ISSUED FOR REVIEW	CHB	IDLR	WGB	-	-

DRG REGISTR	-	-	AUTHORISED FOR ESKOM BY / DATE
DESIGN APPROVED	2010-05-19	IDLR	WG BEETGE / 2009-04-30
KKS APP	-	-	
DO AUTH	2010-05-19	IDLR	
CHKD BY	2010-05-19	IDLR	
DRAWN BY	2010-02-11	CHB	
SCALE	AS SHOWN		

WMS Architects
Nyeleti Engineering
Eskom Enterprises

MEDUPI POWER STATION
WATER TREATMENT PLANT
CHLORINATION BUILDING
CONSTRUCTION DETAILS

07015-T-29.200

0.84/915 | SHEET 20 | REV 7

SIZE A1L