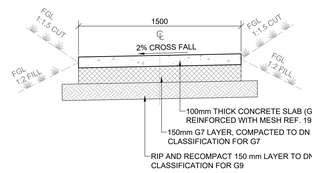

TYPICAL 1500mm WIDE FOOTPATH CROSS SECTION - TYPE A

SCALE 1 : 20

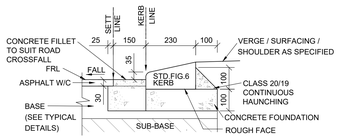

TYPE A: MOUNTABLE KERB WITH CAST IN SITU FILLET

SCALE 1 : 10

NOTE:- WEARING COURSE LAID & THEN CUT BACK TO 150mm FROM FRONT TO KERB PRIOR TO THE FILLET BEING CAST.

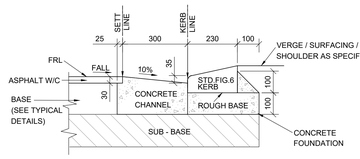

TYPE B : MOUNTABLE KERB & CAST IN SITU CHANNEL

SCALE: 1 : 10

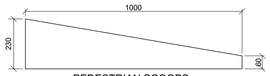

PEDESTRIAN SCOOPS

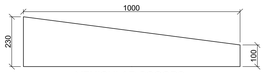

VEHICULAR SCOOPS

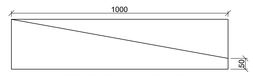

BARRIER TO MOUNTABLE

PRECAST CONCRETE STD TRANSITION KERBS USED WITH TYPES A,B,C,D & E KERBING.

TRANSITION KERBS

SCALE 1 : 10

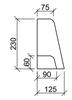

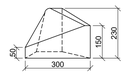

FIG. 6 KERB

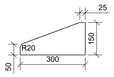

FIG.8 KERB

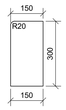

FIG. 1 KERB

LOW PROFILE KERB

KERB DETAILS

SCALE 1:10

KERB GENERAL NOTES:-

1. ALL CAST IN SITU CONCRETE IS TO BE GRADE 20 / 13.
2. THE SURFACES OF THE CAST IN SITU CHANNEL / FILLET ARE TO HAVE A STEEL FLOAT FINISH.
3. EXPANSION JOINTS TO BE FORMED THROUGH THE KERBING, CHANNEL / FILLET AND FOUNDATIONS AT INTERVALS NOT EXCEEDING 18.0m.
4. CONSTRUCTION JOINTS TO BE FORMED THROUGH THE CHANNEL / FILLET AT 2.0m INTERVALS.
5. WHERE KERB RADIUS IS LESS THAN 25m THE KERB LENGTH SHALL BE 300mm. WHERE THE KERB RADIUS IS LESS THAN 2m THE KERBING SHALL BE CAST IN SITU.
6. PRECAST KERBS ARE TO BE LAID WITH A 13mm GAP BETWEEN KERBS,WHICH SHALL THEN BE FILLED WITH A CEMENT MORTAR.

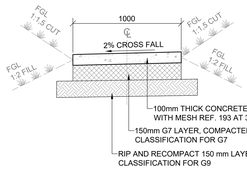

TYPICAL 1000mm WIDE FOOTPATH CROSS SECTION - TYPE B (ONLY WHERE SPACE IS CONSTRAINED)

SCALE 1 : 20

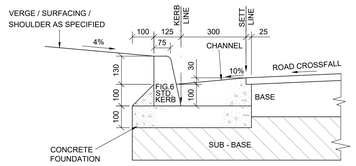

TYPE C : BARRIER KERB AND CAST IN SITU CHANNEL

SCALE:- 1 : 10

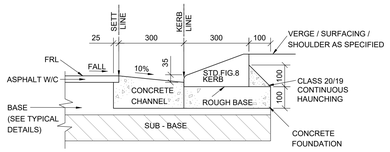

TYPE D : MOUNTABLE KERB & CAST IN SITU CHANNEL

SCALE: 1 : 10

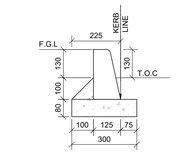

TYPICAL FIG. 6 KERB DETAIL FOR FOOTPATHS

SCALE 1 : 10

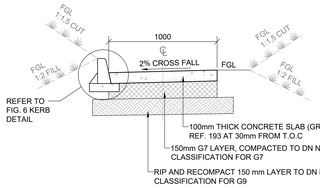

TYPICAL 1000mm WIDE FOOTPATH WITH KERB CROSS SECTION - TYPE C (ONLY WHERE SPACE IS CONSTRAINED)

SCALE 1 : 20

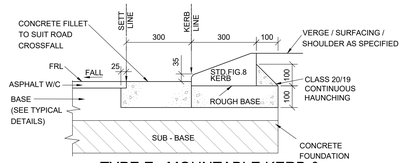

TYPE E : MOUNTABLE KERB & CAST IN SITU FILLET

SCALE: 1 : 10

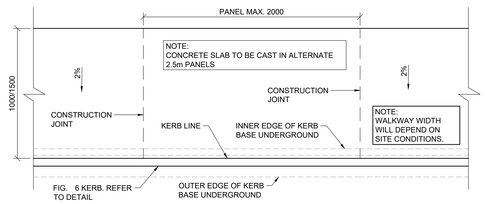

PLAN ON TYPICAL 1000mm / 1500mm WIDE FOOTPATH

SCALE 1:25

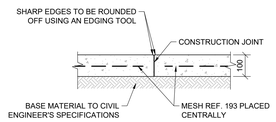

NOTE:

- CAST CONCRETE FOOTPATH IN 2000mm LONG ALTERNATE PANELS. REFER TO ENGINEER'S DETAILS AND SPECIFICATIONS.
- APPLY 'DOW CORNING' SILICON SEALANT TO SEAL CONSTRUCTION JOINT

CONSTRUCTION JOINT DETAIL FOR CONCRETE FOOTPATH

SCALE 1:10

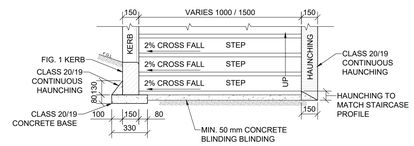

SECTION A-A
SHOWING TYPICAL STAIRCASE KERBING AND HAUNCHING DETAIL

SCALE 1 : 20

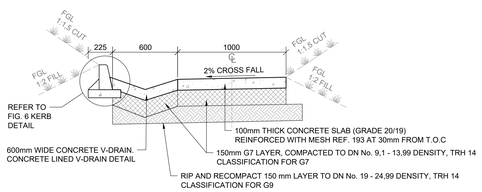

TYPICAL 1000mm WIDE FOOTPATH WITH V-DRAIN AND KERB CROSS SECTION - TYPE D

SCALE 1 : 20

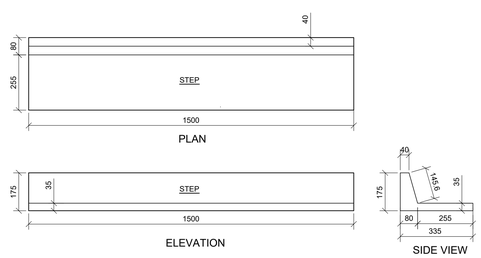

1500mm WIDE PRECAST STEP DETAILS

SCALE 1:10

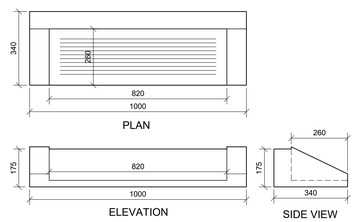

1000mm WIDE PRECAST STEP DETAILS

SCALE 1:10

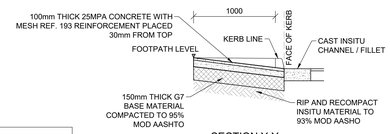

SECTION Y-Y

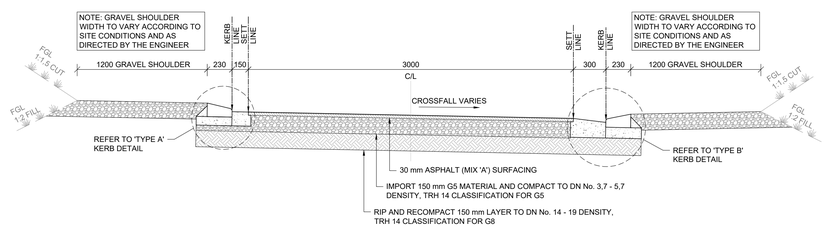

TYPICAL ROAD CROSS SECTION TYPE 1

SCALE 1 : 20

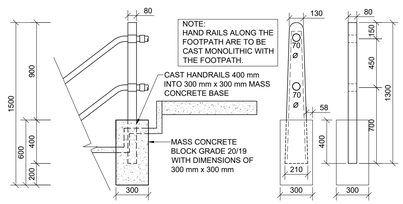

HAND RAIL CONNECTION DETAIL AT STAIRCASE

SCALE 1:20

NOTES :

1. IN-SITU MATERIAL BENEATH SUBBASE TO BE COMPACTED TO 93% MOD AASHTO.
2. SUBBASE TO BE G7 QUALITY MATERIAL AND COMPACTED TO 95% MOD AASHTO.
3. CONCRETE TO BE CLASS 25/19, BRASS BROOM STIPPLE FINISH.
4. SCOOP WIDTH TO BE DETERMINED ON SITE BY THE ENGINEER.

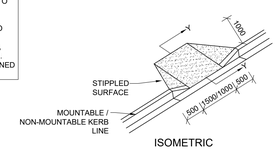

ISOMETRIC

PEDESTRIAN SCOOP DETAILS

N.T.S

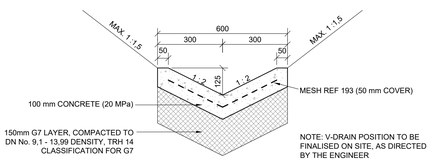

CONCRETE LINED V-DRAIN DETAIL

SCALE 1 : 10

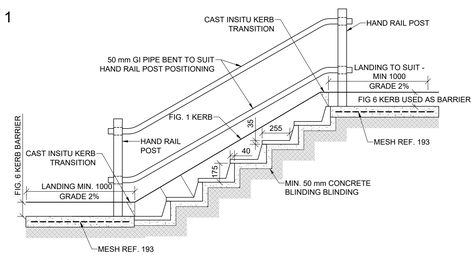

LONGITUDINAL SECTION FOR PRE-CAST STAIRCASE WITH > 5 RISERS

SCALE 1 :20

STAIRCASE NOTES:

1. STAIRCASE WIDTH MAY VARY DUE TO SITE CONSTRAINTS.
2. HAND RAILS TO BE POSITIONED AS INSTRUCTED BY THE ENGINEER ON SITE.
3. HAUNCHING OR KERBING TO BE POSITIONED AS INSTRUCTED BY THE ENGINEER ON SITE.
4. SOILCRETE (2% OF TOTAL MASS OF SOIL EXCAVATED) TO BE USED, ON INSTRUCTION BY THE ENGINEER, WHERE THE MINIMUM COMPACTION OF 95% MOD AASHTO CANNOT BE ACHIEVED ON THE IN-SITU MATERIAL.

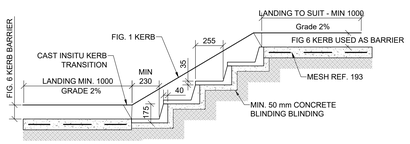

LONGITUDINAL SECTION FOR PRE-CAST STAIRCASE WITH < 5 RISERS

SCALE 1:20

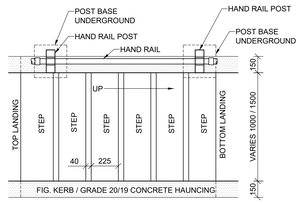

PLAN ON STAIRCASE WITH HANDRAIL ONE SIDE

SCALE 1:20

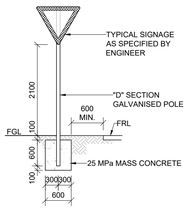

TYPICAL REGULATORY SIGNS INSTALLATION DETAIL

N.T.S.

FOR TENDER

NOTES

GENERAL :

1. PROVE ALL SERVICES PRIOR TO CONSTRUCTION.
2. ALL LEVELS AND DIMENSIONS TO BE VERIFIED ON SITE.
3. ALL SETTING OUT TO BE UNDERTAKEN BY A REGISTERED PROFESSIONAL LAND SURVEYOR.
4. ALL SURVEY AND SETTING OUT DATA PROVIDED IS BASED ON (WGS 84).
5. ALL WORK AREAS TO BE REINSTATED (PREMIX, CONCRETE, ETC.).
6. MUNICIPALITY TO EXECUTE ALL CONNECTIONS INTO MUNICIPAL LINES.
7. UNLESS OTHERWISE AGREED WITH ENGINEER, CONTRACTOR TO SUPPLY ENGINEER WITH RESULTS OF COMPACTION TESTS, AND WHEN APPLICABLE, PERCENTAGE STABILIZATION TESTS ON BACKFILL.
8. ALL WORKS IN ACCORDANCE WITH CITY OF DURBAN SPECIFICATIONS AND SANS 1200
9. THE ENGINEER REQUIRES 24 HOURS NOTICE FOR ALL INSPECTIONS.

MATERIAL COMPLIANCE TESTING :

1. RESULTS OF COMPACTION AND CBR TESTS ON INSITU SUB-BASE MATERIAL AND FILLED SUB-BASE MATERIAL MUST BE SUBMITTED TO THE ENGINEER FOR APPROVAL BEFORE THE UPPER LAYER WORKS ARE IMPORTED TO THE SITE AND PLACED.

FREQUENCY OF TESTS :

1. CBR TESTS 1 PER 300m².
2. COMPACTION TESTS 1 PER 200m² NOTE : COMPACTION TESTS WILL BE REQUIRED FOR EACH OF THE VARYING LAYER THAT IS IMPORTED AND COMPACTED IN PLACE.

ROADS AND FOOTPATHS :

1. ALL LEVELS, DIMENSIONS AND SETTING OUT DETAILS TO BE VERIFIED BY CONSULTANT AND CONTRACTORS ON SITE PRIOR TO CONSTRUCTION.
2. THE POSITIONS OF ACCESSES ARE TO BE DETERMINED IN CONSULTATION WITH THE LOCAL COMMUNITY. DAYLIGHT REQUIREMENTS ARE TO BE DECIDED BY THE ENGINEER ON SITE. CONCRETE WEDGES ACCORDING TO CIVIL ENGINEERS DETAILS AND SPECIFICATIONS MAY BE USED IN PLACE OF SURFACED BELL-MOUTHS FOR ACCESSES SERVING SINGLE RESIDENTIAL PROPERTIES.
7. EXISTING ROAD SIGNS, SERVICES AND FENCING AFFECTED BY CONSTRUCTION ARE TO BE REMOVED/RELOCATED ON INSTRUCTION BY THE CIVIL ENGINEER.
8. UNDERGROUND SERVICE CROSSINGS AND MARKERS ARE TO BE ACCORDING TO CIVIL ENGINEERS DETAILS AND SPECIFICATIONS.
9. ALL NEW ROAD SIGNS AND ROAD MARKING REQUIREMENTS ARE TO CONFORM TO THE SOUTHERN AFRICAN DEVELOPMENT COMMUNITY ROAD TRAFFIC SIGNS MANUAL (SADC - RTSM).
10. ALL WORK IS TO BE CARRIED OUT IN ACCORDANCE WITH "COLTO SPECIFICATIONS FOR ROAD AND BRIDGE WORKS FOR STATE ROAD AUTHORITIES".
11. NEW FILLS AND EXPOSED CUTS ARE TO BE TOP-SOILED AND VEGETATED IMMEDIATELY AFTER CONSTRUCTION TO PREVENT EROSION.

SCALE (mm)

No.	REFERENCE DRAWINGS

REV	DESCRIPTION	BY	DATE
P1	FOR TENDER	K.G	2024.03.28

Professional person | Registration

CLIENT

eTHEKWINI MUNICIPALITY

PROJECT

eTHEKWINI: PROVISION OF INCREMENTAL SERVICES TO INFORMAL SETTLEMENTS: ISITHUNDU HILL WARD 13

DETAILS

TYPICAL DETAILS

MAP AFRICA CONSULTING

SUITE ESS106 STRATHMORE PARK, 305 MUSGRAVE ROAD, MUSGRAVE, DURBAN
e-mail : admin@mapafrica.co.za
website : www.mapafrica.co.za
FAX (031) 3092929 TEL. (031) 3095831

DESIGNED	L.S	COPYRIGHT RESERVED	SCALES
DRAWN	K.G		AS SHOWN
APPROVED	L.S	PL	DATE 2024.03.28
CONTRACT No.	4V-28990		
DRAWING No.	557/ISIT/903		REV. P1