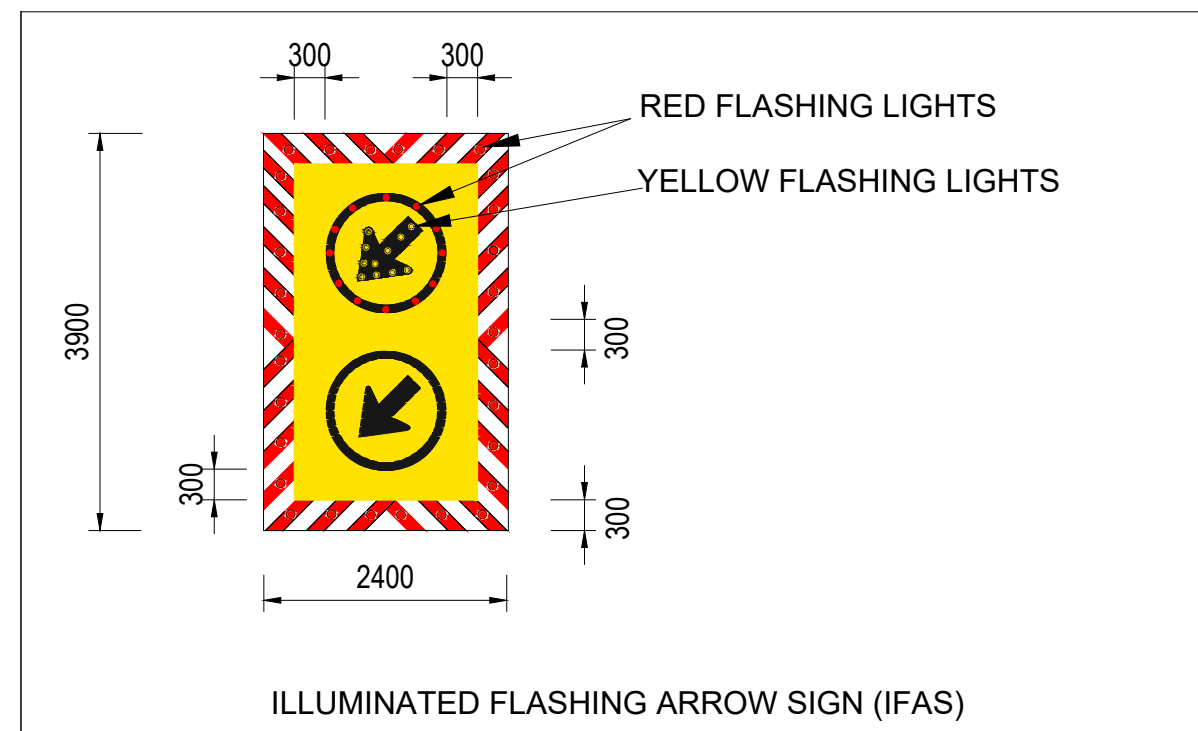













- NOTES:
1. ALL ROAD SIGNS AND WORKER'S CLOTHING SHALL COMPLY WITH THE REQUIREMENTS AS SET OUT IN THE PROJECT SPECIFICATIONS, THE SADC ROAD TRAFFIC SIGNS MANUAL AND NATIONAL ROAD TRAFFIC REGULATIONS, 2000.
 2. THE ACCOMMODATION OF TRAFFIC (AOT) LAYOUTS DEPICTED ON THIS PLAN SHALL BE USED AS GUIDANCE TO THE CONTRACTOR IN PREPARATION OF HIS AOT PLAN.
 3. THE CONTRACTOR SHALL IMPLEMENT HIS AOT PLANS ONLY AFTER THE APPROVAL THEREOF BY THE ENGINEER.
 4. ALL ROAD SIGNS SHALL BE REMOVED OR COVERED WITH NON-TRANSPARENT MATERIAL WHEN IT IS NOT IN USE.
 5. ALL PORTABLE ROAD SIGNS SHALL BE SECURED WITH SANDBAGS.
 6. ALL DELINEATORS SHALL BE PROVIDED WITH EITHER WEIGHTED RUBBER FOOT PLATES OR PLASTIC FOOT PLATES SECURED TO THE ROADWAY WITH SANDBAGS. ALL ROADWORK DELINEATORS SHALL BE MANUFACTURED FROM A FLEXIBLE MATERIAL AND MUST COMPLY WITH SANS 1555. DELINEATORS SHALL BE AT LEAST 200 x 800mm NOMINAL SIZE WITH CLASS III YELLOW RETROREFLECTIVE MATERIAL ON THE BLADE FACING THE ONCOMING TRAFFIC.
 7. ALL VEHICLES SHALL BE EQUIPPED WITH THE REQUIRED SAFETY EQUIPMENT AS DESCRIBED IN THE PROJECT SPECIFICATIONS.
 8. ROAD SIGNS WITHIN THE MEDIAN AREA MAY BE PLACED OVER THE MEDIAN BARRIER IF NECESSARY, WITH ITS FACES TURNED SLIGHTLY TOWARDS THE ON-COMING TRAFFIC.
 9. TW336-WA SIGNS SHALL BE FITTED WITH TWO (2) AMBER FLASHING STROBE LIGHTS, WHERE INDICATED ON THE DRAWING.
 10. ALL ROAD SIGNS SHALL BE CLASS III MATERIAL.



INSTALLATION INVENTORY	QUANTITY	2	2	4	2	4	2	2	4	1	2	1	2	2	2	3	2	2	@ 5m CENTRES ON TAPERS AND 10m CENTRES ON STRAIGHTS	2	6	3	2	2
	Size (mm)	2400 x 1800	2400 x 1800	1500 SIDES	1500 x 400	2400 x 1800	1200 Ø	1200 Ø	1200 Ø	1800 x 600	1200 Ø	1500 x 400	1200 Ø	200 x 800	2400 x 400	1200	3900 x 2400	2400 x 1800	2400 x 400					
	No.	TW336-WA WITH 2 AMBER FLASHING LIGHTS	TW336 -WA	TW336	TIN11.2	TGS108	TR201-100	TR201-60	TR201-80	TIN11.3	TR214	TIN11.4	R201-120	TW401 + TW402	TW411	TR103	IFAS	TGS107	TW407					
	SIGN																							

CONSTRUCTION RECORD (AS-BUILT)		WORKS CONTRACT ENGINEER	
		Name	
		Prof. Reg. No.	202020471
		Date	
ORIGINAL VERSION		SANRAL PROJECT MANAGER	
		Name	
		Prof. Reg. No.	20080328
		Date	
		DRAWN BY	
		NAME	LC NGWAGA
		CONSULT. ENG.	



DESIGNED BY		CONSULTANT APPROVAL	
		Name	
		Prof. Reg. No.	
		Date	
		NAME	LC NGWAGA

HEAD OFFICE
48 Tambotie Avenue
Val de Grace
Pretoria
0184
PO Box 415
Pretoria 0001
South Africa
Tel: (012) 844 8000

SANRAL
SOUTH AFRICAN NATIONAL ROADS AGENCY SOC LTD
BUILDING SOUTH AFRICA
THROUGH BETTER ROADS

NORTHERN REGION
38 Ida Street
Menlo Park
Pretoria
0081
Private Bag X17
Lynnwood Ridge
0040
Tel: (012) 426 6200

ACCEPTANCE
THIS ACCEPTANCE IS FOR PROCEDURAL AND ADMINISTRATIVE REVIEW PURPOSES ONLY AND DOES NOT ATTRACT LEGAL LIABILITY OR LIABILITY OF ANY KIND FROM WHATSOEVER CAUSE OR HOWEVER ARISING
for the SA NATIONAL ROADS AGENCY SOC LTD.
Date:

PROJECT DESCRIPTION		PROJECT NUMBER	
REPAIR AND RESURFACING OF NATIONAL ROUTE N12 SECTION 20 BETWEEN DELMAS (KM 0.00) AND PETROPORT (KM 20,0)		N.012-200-2019/1F	
DRAWING DESCRIPTION		DRAWING LOCATION DATA	
ACCOMMODATION OF TRAFFIC TWO-LANE CARRIAGEWAY		ROUTE	N12
		SECTION	20
		DRAWING km DISTANCE	0.00
		DRAWING TYPE	ROADS - TRAFFIC ACCOM
		BRIDGE/STRUCTURE No.	
		CONSULTANT DRAWING No.	N12-AOT01-00
		SANRAL DOCUMENT #	17530922

SCALE: SCHEMATIC		SHEET 01 OF 01	
		FOR TENDER ONLY	
		VER V1	