REFERENCE NO: D1 ; D7

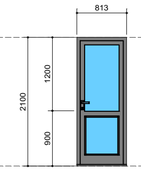

DESCRIPTION: **Side Hung door with clear safety glass panel. CHARCOAL Anodized Aluminium. Palace material**

GENERAL NOTES: **This schedule to be read in conjunction with GENERAL NOTES and FLOOR PLANS.**

GLAZING NOTES: **All to comply with SANS 10400-N, SANS 10400-XA and SANS 204**

HOME STOREY: **Ground Storey**

REFERENCE NO: D2 ; D4 ; D7 ; D8 ; D9 ; D10 ; D11 ; D12 ; D13 ; D15 ; D17 ; D18 ; D19 ; D20 ; D21 ; D22 ; D23 ; D24 ; D25 ; D26 ; D27 ; D28

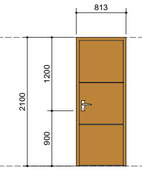

DESCRIPTION: **Semi solid SA Pine flushdoor with 2 concealed edging. Meranti door frame with no cill. 2x100mm alum. hinges with washers. Morter lock With GIS Door handles.**

GENERAL NOTES: **This schedule to be read in conjunction with GENERAL NOTES and FLOOR PLANS.**

GLAZING NOTES: **All to comply with SANS 10400-N, SANS 10400-XA and SANS 204**

HOME STOREY: **Ground Storey + First Floor**

REFERENCE NO: D35

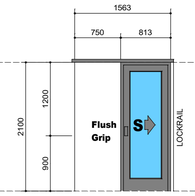

DESCRIPTION: **Horisontal sliding door with clear safety glass panel.**

GENERAL NOTES: **This schedule to be read in conjunction with GENERAL NOTES and FLOOR PLANS.**

GLAZING NOTES: **All to comply with SANS 10400-N, SANS 10400-XA and SANS 204**

HOME STOREY: **First Floor**

REFERENCE NO: D8

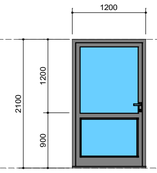

DESCRIPTION: **Side Hung door with clear safety glass panel. CHARCOAL Anodized Aluminium. Palace material**

GENERAL NOTES: **This schedule to be read in conjunction with GENERAL NOTES and FLOOR PLANS.**

GLAZING NOTES: **All to comply with SANS 10400-N, SANS 10400-XA and SANS 204**

HOME STOREY: **Ground Storey**

REFERENCE NO: D30

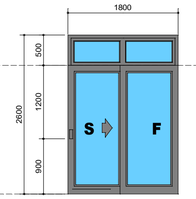

DESCRIPTION: **Horisontal sliding door with clear safety glass panel. CHARCOAL Anodized Aluminium. Palace material**

GENERAL NOTES: **This schedule to be read in conjunction with GENERAL NOTES and FLOOR PLANS.**

GLAZING NOTES: **All to comply with SANS 10400-N, SANS 10400-XA and SANS 204**

HOME STOREY: **First Floor**

REFERENCE NO: D36

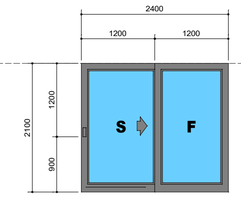

DESCRIPTION: **Horisontal sliding door with clear safety glass panel. CHARCOAL Anodized Aluminium. Palace material**

GENERAL NOTES: **This schedule to be read in conjunction with GENERAL NOTES and FLOOR PLANS.**

GLAZING NOTES: **All to comply with SANS 10400-N, SANS 10400-XA and SANS 204**

HOME STOREY: **Ground Storey**

REFERENCE NO: D3 ; D6

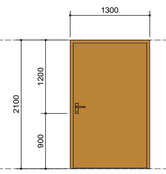

DESCRIPTION: **Solid Fire door with 2 concealed edging. With 1/2 fire rating as per SANS 2x100mm alum. hinges with washers. Morter lock With GIS Door handles.**

GENERAL NOTES: **This schedule to be read in conjunction with GENERAL NOTES and FLOOR PLANS.**

GLAZING NOTES: **All to comply with SANS 10400-N, SANS 10400-XA and SANS 204**

HOME STOREY: **Ground Storey**

REFERENCE NO: D14 ; D35

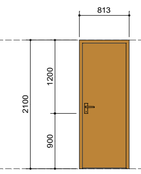

DESCRIPTION: **Solid Fire door with 2 concealed edging. With 1/2 fire rating as per SANS 2x100mm alum. hinges with washers. Morter lock With GIS Door handles.**

GENERAL NOTES: **This schedule to be read in conjunction with GENERAL NOTES and FLOOR PLANS.**

GLAZING NOTES: **All to comply with SANS 10400-N, SANS 10400-XA and SANS 204**

HOME STOREY: **Ground Storey**

REFERENCE NO: D9

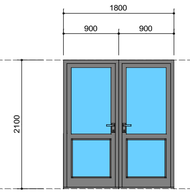

DESCRIPTION: **Side Hung door with clear safety glass panel. CHARCOAL Anodized Aluminium. Palace material**

GENERAL NOTES: **This schedule to be read in conjunction with GENERAL NOTES and FLOOR PLANS.**

GLAZING NOTES: **All to comply with SANS 10400-N, SANS 10400-XA and SANS 204**

HOME STOREY: **Ground Storey**

REFERENCE NO: D16

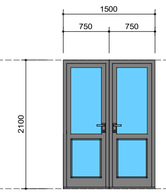

DESCRIPTION: **Side Hung door with clear safety glass panel. CHARCOAL Anodized Aluminium. Palace material**

GENERAL NOTES: **This schedule to be read in conjunction with GENERAL NOTES and FLOOR PLANS.**

GLAZING NOTES: **All to comply with SANS 10400-N, SANS 10400-XA and SANS 204**

HOME STOREY: **First Floor**

REFERENCE NO: D32 ; D33 ; 34

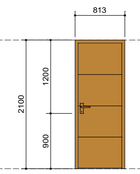

DESCRIPTION: **Solid External door with 2 concealed edging. 2x100mm alum. hinges with washers. Morter lock With GIS Door handles.**

GENERAL NOTES: **This schedule to be read in conjunction with GENERAL NOTES and FLOOR PLANS.**

GLAZING NOTES: **All to comply with SANS 10400-N, SANS 10400-XA and SANS 204**

HOME STOREY: **Ground Storey**

TENDER DOCUMENTATION

Important notes:

1. The copyright of this drawing and any part of it is the property of the respected Architects and may not be copied or produced in any way without written consent.
2. Written measurements enjoy preference above scaled measurements.
3. This drawing must be read in conjunction with the approved plan and any discrepancies must be reported immediately to the architect before construction proceeds.
4. The contractor must check all measurements and levels on site and any discrepancies must be reported immediately to the architect before construction proceeds.
5. All drawings to be printed / copied in colour. Important information may be lost if printed / copied in black and white.
6. No building work to encroach over erf boundaries.
7. Any information contained within this document does NOT indemnify the contractor from regulations as set out in SANS 10400 and NHBRC codes.
8. All products and materials specified must be installed strictly in accordance with the manufacturer's details and specifications. Any discrepancies with this documentation must be reported to the Architect.

ALL PRODUCTS TO BE USED TO BE S.A.B.S. UNLESS OTHERWISE DECIDED BY BY OWNER .
ALL WORK TO BE AS PRESCRIBED BY NATIONAL BUILDING REGULATIONS OF SOUTH AFRICA SANS 10400 WITH MIXTURES ECT. AS BY CSIR .
ALL NEW FOUNDATIONS TO COMPLY WITH PART "H" OF NBR.SANS 10400-A-2010-H
ALL NEW FLOORS TO COMPLY WITH PART "J" OF NBR.SANS 10400-A-2010-J
ALL NEW WALLS TO COMPLY WITH PART "K" OF NBR.SANS 10400-A-2010-K
ALL NEW ROOFS TO COMPLY WITH PART "L" OF NBR.SANS 10400-A-2010-L
ALL NEW GLAZING TO COMPLY WITH PART "N" OF NBR.SANS 10400-A-2010-N
ALL NEW STAIRS & RAILINGS,BALUSTRADES TO COMPLY WITH PART "M" OF NBR.SANS 10400-A-2010-N
ALL NEW CHIMNEYS/FIREPLACES & BRAAI TO COMPLY WITH PART "V" OF NBR.SANS 10400-A-2010-V
NEW TRUSSES TO BE PRE-FABRICATED "GANGNAIL"/"MITEK" AND WHERE ADDITIONS ARE TO BE DONE TO EXIST. TRUSS MANUFACTURER IS TO MEASURE EXIST.TRUSSES ON SITE BEFORE MANUFACTURING NEW TRUSSES AS TO EN SURE EXACT FIT AND MATCHING PITCH/COVERING TO MATCH EXIST.OR AS PRE-SCRIBED BY MANUFACTURERS ENGINEERS AND AS TO NBR COMPLETION REQUIREMENTS.
ALL LEVELS , DIMENSIONS , HEIGHT OF PLINTHS , NUMBER OF STEPS ECT. TO BE CHECKED BY CONTRACTOR AND FINALLY DETERMINED ON SITE .
READ FIGURED DIMENSIONS IN PREFERENCE TO SCALING BUT WHERE WORK TO BE UNDERTAKEN IS TO BE DNTO THE "AS BUILT " NOTE SHOULD BE TAKEN AS TO ADJUST MEASUREMENTS AND WALL THICKNESS AND COMPOSITION AS TO MATCH UP WITH THE "AS BUILT ".
DIRECT ALL QUERIES TO THE ARCHITECNOLOGIST TIMEOUSLY AS TO ENSURE THE SUCESSFUL COMPLETION OF PROPOSED PROJECT.
ALL INFORMATION SUPPLIED IN THESE ARCHITECTURAL DRAWINGS REMAINS THE INTELECTUAL PROPERTY OF LLEWELLYN GABRIEL ARCHITECTURE AND CAN ONLY BE USED IN THE CONTEX OF THE COMPLETION OF REFERRED BUILDING PROJECT .
COPYING OR PHOTOSTATING ANY PART OF THESE DRAWINGS WILL BE REGARDED AS PLAGIARISM AND LEGAL ACTION WILL BE TAKEN IN THIS REGARD .
ALL WORK TO BE UNDERTAKEN BY SUITABLY QUALIFIED AND EXPERIENCED CONTRACTOR OR COMPANY WITH SUITABLY EXPERIENCED AND QUALIFIED ARTISANS TO COMPLETE BUILDING WORK SATISFACTORY.
ALL SETTING OUT OF PROPOSED WORK , CAST OF STRIP FOUNDATIONS AND FOOTINGS,RE-INFORCING OF FOUNDATIONS,FOOTINGS,BEAMS AND WALLS TO BE OVERSEEN BY SUITABLY QUALIFIED WORKS FOREMAN AS WELL AS DEMOLISHING OF BEARER WALLS AND STACKING OF PRE-CAST DECKING SLAB).
FOUDATIONS CAN ONLY BE CAST AFTER APPROVAL BY LOCAL AUTHORITY BUILDING INSPECTOR AND DECK SLAB AND BEARER COLLUMS FOOTING BY STRUCTURAL ENGINEER.
FOUNDATIONS
TRENCHES TO BE 900/700 mm WIDE WITH EXCAVATIONS CLEAN AND SIDES TRIMMED NEAT AND SQUARE WITH BASE OF TRENCHES LEVEL & CLEAN ,FREE FROM LOOSE RUBBLE , DAMP ECT.
APPLY 4 # Y-12 RODS ALONG LENGTH OF FOUNDATION WHERE NATURAL GROUND IS NOT SOLID AND FIRM AND APPLY 10 mm BUILDERS SAND LAYER WHERE TRENCHES ARE DAMP AND SOGGY .
CONCRETE MIXTURES FOR CAST FOUNDATIONS TO BE 1 PART CEMENT ON 4 PARTS SAND ON 5 PARTS 25/19 mm STONE @ 20 Mpa AFTER 28 DAYS .
DAHGA TO BE 1 PART CEMENT ON 3.5 PARTS SAND .
FOUNDATION WALLS
280,230 & 140/190 mm TO BE BUILT WITH APPLICABLE BRICKFORCE (140/115& 76 mm) APPLIED AS SPESCIFIED :CAVITIES OF 280 mm WALL TO BE FILLED WITH CONCRETE TILL FLOOR LEVEL AND MUST BE DONE BEFORE COMPACTION OF FILLING.
FILLING
USE CLEAN BUILDING SAND COMPACTED IN 150 mm LAYERS WITH BACKFILL TO BE APPLIED TO TRENCHES , COMPACTED TO NSL AND THEN APPLY FILLING TO BE COMPACTED. IN ALL INSTANCES A PLATE COMPACTOR SHOULD BE USED BUT FOR LARGE SURFACES A ROLLER COMPACTOR WOULD BE MORE SUITABLE .
FLOOR CONSTRUCTION
FLOOR COVERING AS SPESCIFIED ON 25 mm CEMENT TOPPING ON 75 mm CONCRETE SLAB ON 250 MICRON S.A.B.S. DAMP PROOF COURSE/MEMBRANE ON SANDY FILLING AS COMPACTED AS SPESCIFIED .
SKIRTINGS FOR DOUBLE VOLUME & SITTING ROOM : 108X18 mm PAINTED HARDWOOD
WALL CONSTRUCTION TO COMPLY WITH PART " K" NBR.
ALL WALLS TO BE BUILT ON 375 MICRON S.A.B.S. DAMP PROOF MEMBRANE (BRICKGRIP) TO FIT APPROPRIATE WALL SIZE :
230 mm CAVITY WALL :
APPLY 76 mm BRICK FORCE TO EVERY 90 mm WALL OF 230 mm WALL , APPLIED EVERY 5 BRICK LAYER .
APPLY 4 # BUTTERFLY TYPE OR Z-TYPE WALL TIES EVERY 1 SQ. m WALL SURFACE ,MAKE SURE THAT WALL TIES AND CAVITIES , ESPESCIALLY AROUND WINDOWS ARE FREE OF DAHGA SPILLAGE.
FILL HOLLOWS OF CEMENT BLOCKS WITH CONCRETE WHERE BLOCKS ARE NEXT TO DOORS AND ARE LOADBEARING .
APPLY 1 WEEPHOLE EVERY 1,5 m , JUST ABOVE FLOOR LEVEL.
230 mm WALLS TO BE BUILT WITH 140 mm BRICKFORCE APPLIED EVERY 5 LAYERS.

REVISION

NO	DATE	NO	DISCRIPTION

CHECKERFLAG PROJECTS
COST EFFECTIVE SUSTAINABLE DESIGN

QUINTON FISHER
Registration number : (T 1200) ND MECH ENG.

CHISOMO PHIRI
Registration number : PR ARCH 27995490

Project :

ALTERATIONS AND ADDITIONS TO EXISTING BUILDING REMAINDER PORTION 22 OF FARM 486 BOLAND ROAD PAARL

CAPE WINELANDS DISTRICT MUNICIPALITY

MUNICIPAL SUBMISSION
NIEUWEDRIFT FIRE STATION

SCALE 1:100/1:50	SIGNATURES	DATE DRAWN JUNE 2024
DESIGNED QF		PLOT DATE MARCH 2022
DRAWN GS		PRINTING DATE JUNE 2023
CHECKED CP		2024/ 06-26

DOOR SCHEDULE

SCALE 1:50

SAFETY GLAZING REQUIREMENTS

SANS 10137 – the installation of glazing in buildings

552 identification of safety glazing and security glazing material.
All safety material (individual panes) shall be permanently marked.
Such marking to be visible after installation (glazing)
NOTE: the onus rests with the installer of the safety glazing material to Ensure that the permanent mark is applied.

556 Horizontal and sloped glazing (inter alia)
Safety glazing materials are to be used in horizontal and sloped glazing Applications. Toughened safety glass or wired glass panes may be used when Individual panes are formed all round. Wired glass with two-edge support may be used in vertical glazing saw-tooth roofs.
NOTE: wired glass is not a safety glass unless it comes to sans 1263-1

The permanent markings on safety glass materials

GLASS CODE 1 Human Impact	GLASS CODE 2 Burglary & Vandalism	GLASS CODE 3 Armed Attack
TYPES OF GLAZING MATERIALS		
NS PVB Laminate HPR PVB Laminate Resin Laminate Toughened Safety Glass Any other glazing materials complying with the requirements of SANS 1263 Part 1	HI PVB Laminate Any other glazing materials complying with the requirements of SANS 1263 Part 1	Multi Laminate Bullet Resisting Glass of PVB and / or Resin Laminates Any other glazing materials complying with the requirements of SANS 1263 Part 1

NOTE: toughened safety glass is permanently marked. Refer matrix of glass manufacturers for relevant identification markings.

NOTE: laminated glass is marked by etching, engraving or sand blasting. The mark consists of the glaziers name or initials together with the relevant glass code.

WINDOW & DOOR NOTE

WINDOW SILLS:

External: Fibre Cement board (Nutec). Angled at 15° to form drip. Painted (to match existing sills)

Internal: Plastered and painted.

ALL ALUMINIUM WINDOWS AND EXTERNAL ALUMINIUM DOORS TO BE NATURAL ANODISED BRONZE (GRADE AA25 - 25µ THICK) ALUMINIUM.

GLAZING SHALL BE EXECUTED STRICTLY IN CONFORMANCE WITH GLASS MANUFACTURER'S RECOMMENDATIONS AND ALL IN ACCORDANCE WITH THE NATIONAL BUILDING REGULATIONS PARTS B, N, SANS 10137, SANS 10400 AND SANS 1263, FITTED IN ACCORDANCE WITH MANUFACTURER'S RECOMMENTDATIONS.

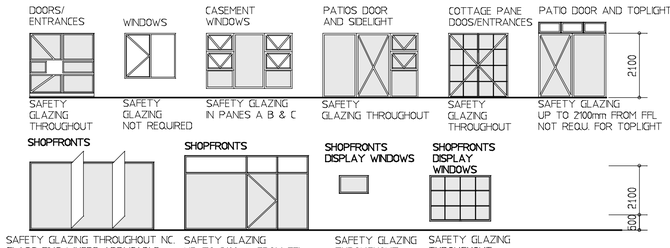

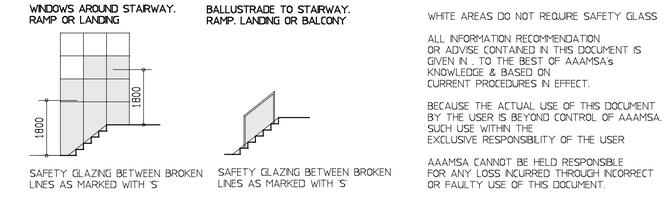

WHITE AREAS DO NOT REQUIRE SAFETY GLASS

ALL INFORMATION RECOMMENDATION OR ADVISE CONTAINED IN THIS DOCUMENT IS GIVEN IN _TO THE BEST OF AAAMSA's KNOWLEDGE & BASED ON CURRENT PROCEDURES IN EFFECT.

BECAUSE THE ACTUAL USE OF THIS DOCUMENT BY THE USER IS BEYOND CONTROL OF AAAMSA. SUCH USE WITHIN THE EXCLUSIVE RESPONSIBILITY OF THE USER

AAAMSA CANNOT BE HELD RESPONSIBLE FOR ANY LOSS INCURRED THROUGH INCORRECT OR FAULTY USE OF THIS DOCUMENT.