Balustrade + Railing Details

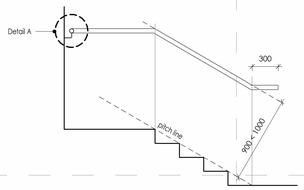

Railing Section
1 : 25

Drawings of Railing to comply with SANS 10400-S:2011 4.10 requirements

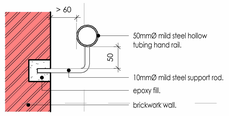

Detail A - Railing Detail
1 : 5

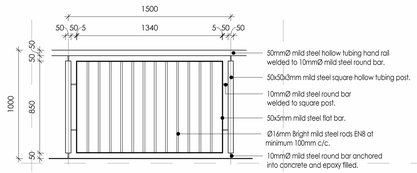

Balustrade Detail
1 : 20

Balustrade & Handrail Procurement & Testing:

All balustrades & handrails to be procured through a Design & Supply methodology, based on details shown here.

The supplier is to prepare working drawings for approval by the Architects and Structural Engineers. On approval, the supplier is to fabricate one typical modular panel inclusive of two posts to the full height of the balustrade/handrail between those posts. This is to be fixed into position using chemical anchors approved by the Structural Engineer. The sample panel of the balustrade is then to be sand-bag tested strictly in accordance with SANS 10160-2. The full length of balustrading can only go into production should the sample panel pass the testing, and with the written approval of the Structural Engineers and the Architects. Any lengths fabricated without the relevant approvals will be considered defective.

Balustrade & Handrail Compliance Notes:

All Balustrades to comply with the various SANS regulations that relate to them, including (but not limited to):

- SANS 10400-M:2011 Stairways
-
  a. Clause 4.3.2 - Any flight >5 risers to have a continuous handrail on its full length
  b. Where a flight is >1.1m wide a handrail will be required on both sides of the stairs (4.3.3).
  c. The top of the handrail is to be securely fixed at 850-1000mm above the pitch line.
  d. etc.

- SANS 10400-S:2011 Facilities for Persons with Disabilities

  a. Clause 4.10:
     - Circular profile 35-50mm diameter (elliptical as indicated)
     - Height to top of rail 900-1000mm
     - Adjacent surfaces free of sharp & abrasive surfaces
     - Clear space between handrail & wall to be >60mm
     - **Handrails shal extend 300mm horizontally beyond the top and bottom of the ramp or stairway.**
     - Handrails shal be supported centrally from below, with >50mm between the underside of the handrail and the top of the support.
     - Where the Stairway is >2.4m, a handrail shall be provided at <2.4m intervals.

  b. etc.

Living Quarters Staircase + Ramp

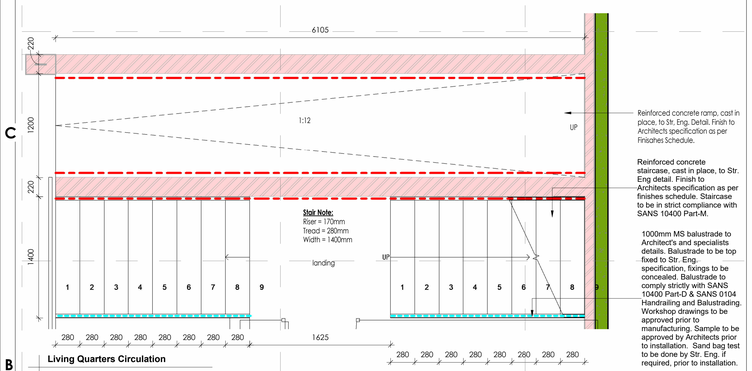

Reinforced concrete ramp, cast in place, to Str. Eng. Detail. Finish to Architects specification as per Finishes Schedule.

Reinforced concrete staircase, cast in place, to Str. Eng detail. Finish to Architects specification as per finishes schedule. Staircase to be in strict compliance with SANS 10400 Part-M.

1000mm MS balustrade to Architect's and specialists details. Balustrade to be top fixed to Str. Eng. specification, fixings to be concealed. Balustrade to comply strictly with SANS 10400 Part-D & SANS 0104 Handrailing and Balustrading. Workshop drawings to be approved prior to manufacturing. Sample to be approved by Architects prior to installation. Sand bag test to be done by Str. Eng. if required, prior to installation.

Living Quarters Circulation
1 : 25

Vertical Circulation - Staircase

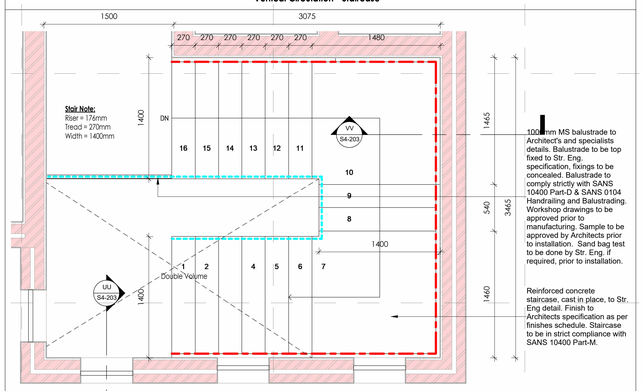

1000mm MS balustrade to Architect's and specialists details. Balustrade to be top fixed to Str. Eng. specification, fixings to be concealed. Balustrade to comply strictly with SANS 10400 Part-D & SANS 0104 Handrailing and Balustrading. Workshop drawings to be approved prior to manufacturing. Sample to be approved by Architects prior to installation. Sand bag test to be done by Str. Eng. if required, prior to installation.

Reinforced concrete staircase, cast in place, to Str. Eng detail. Finish to Architects specification as per finishes schedule. Staircase to be in strict compliance with SANS 10400 Part-M.

First Floor Plan - Vertical Circulation
1 : 25

Legend	
	Line of Balustrade
	Line of Railing

Vertical Circulation - Ramp

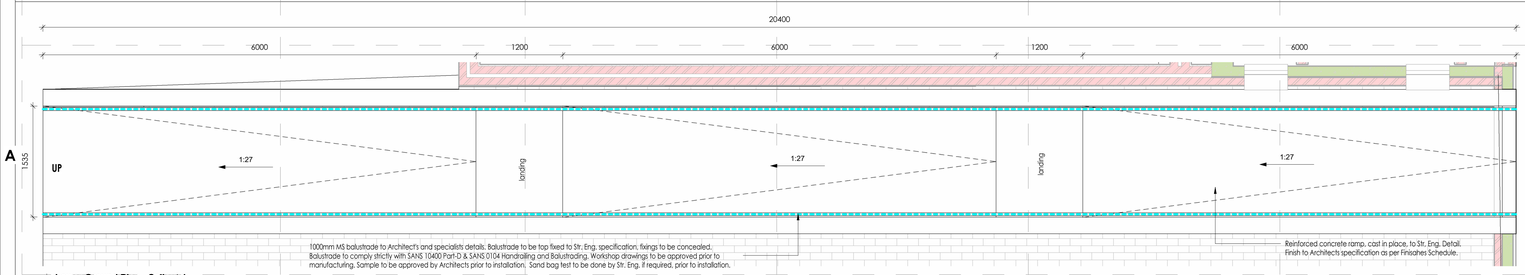

Lower Ground Plan - Callout 1
1 : 30

GENERAL DRAWING NOTES

- THE DESIGN ON THIS DRAWING IS COPYRIGHT AND REMAINS THE PROPERTY OF THE ARCHITECTS.
- ALL WORK TO BE CARRIED OUT STRICTLY IN ACCORDANCE WITH MUNICIPAL REGULATIONS.
- DRAWINGS NOT TO BE SCALED, ONLY ANNOTATED DIMENSIONS TO BE USED.
- ALL RELEVANT DATUM, LEVELS, DIMENSIONS TO BE CHECKED ON SITE BEFORE COMMENCEMENT OF WORK.
- ALL DRAWINGS ARE TO BE CHECKED BY THE MAIN CONTRACTOR AND ANY DISCREPANCIES ON THE DRAWINGS OR BETWEEN THE DRAWINGS ARE TO BE REFERRED TO THE ARCHITECT.
- CONTRACTOR TO CHECK ALL QUANTITIES PRIOR TO ORDERING AND MANUFACTURE.
- CONTRACTOR TO PROVIDE SHOP DRAWINGS FOR APPROVAL BY ARCHITECT PRIOR TO MANUFACTURE.

Revision:

No.	Description	Date

Client

Signature: Date:

Project Title:
Proposed New Msinsini Police Station for the South African Police Service on Portion 4 of the farm Clifton Park No.9219

First IssueDate: **04/03/25**	Scale: **As indicated**
Drawn: **KLN, JN, CM**	Checked: **BS**

Drawing Description:
Balustade & Railing Detail

Job no.:	Drawing no.:	Rev. no.:
s571	**S4-608**	

ISSUED FOR APPROVAL	
ISSUED FOR INFORMATION	
ISSUED FOR SUBMISSION	
ISSUED FOR TENDER	
ISSUED FOR CONSTRUCTION	