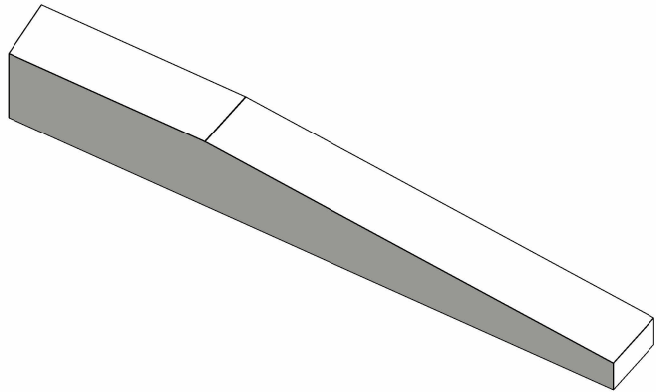
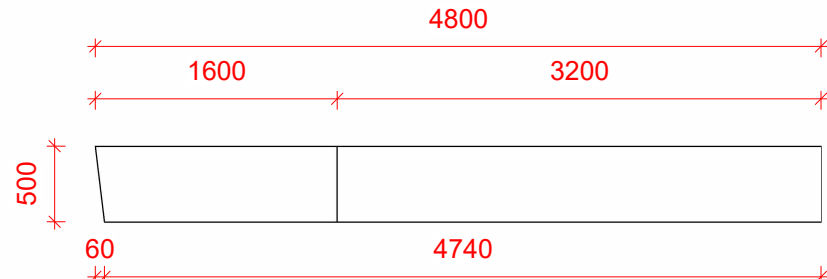
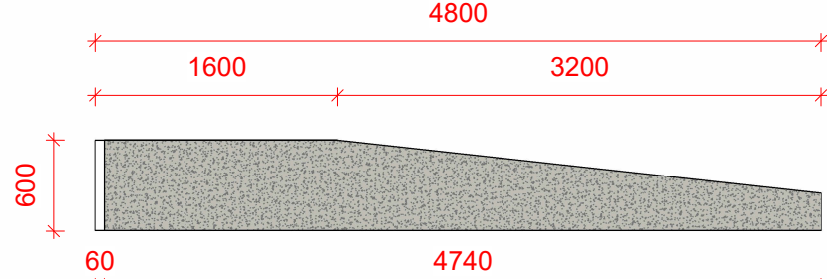
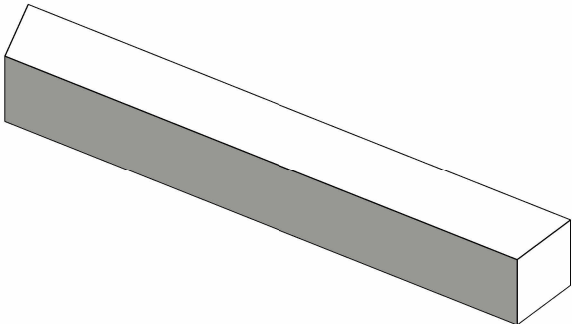
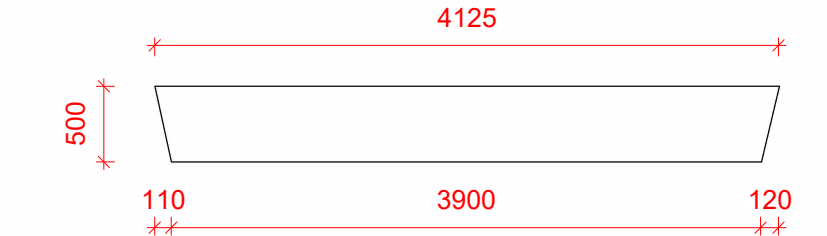
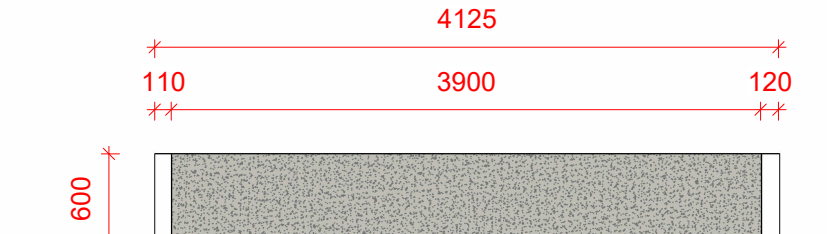
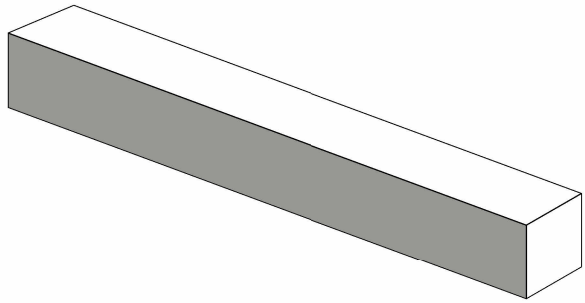
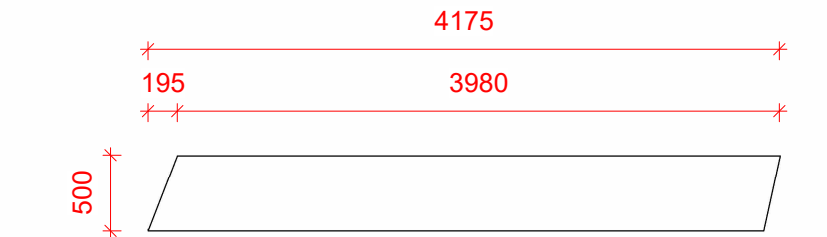
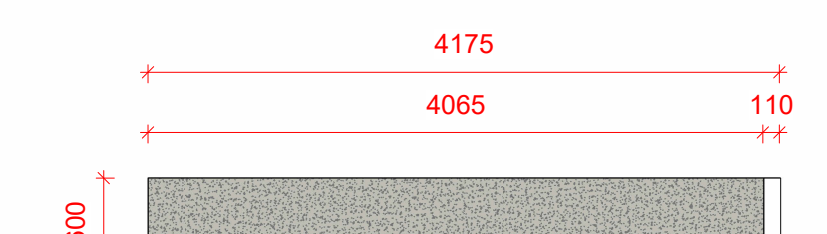
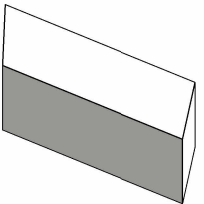
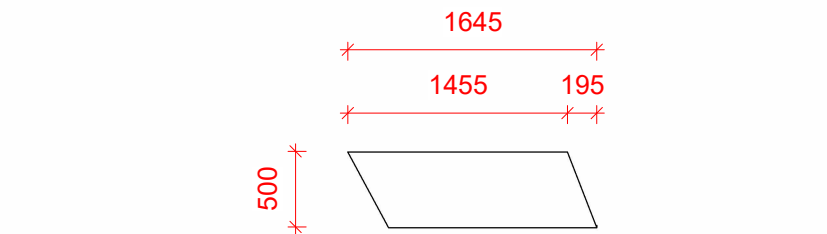

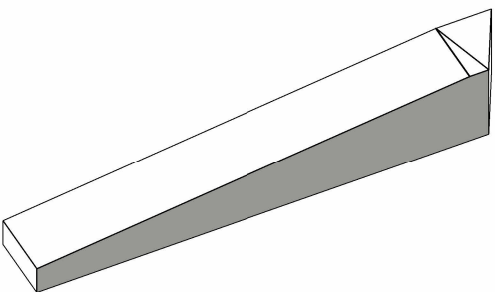

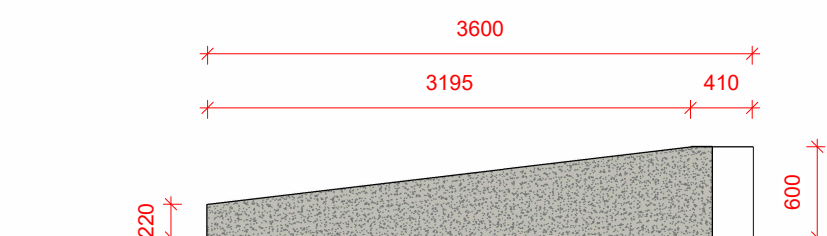
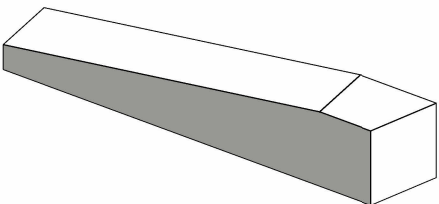
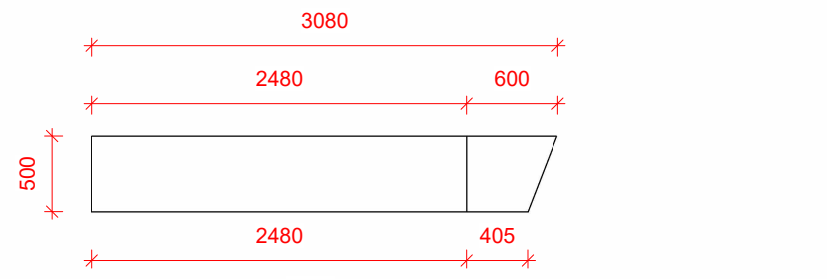
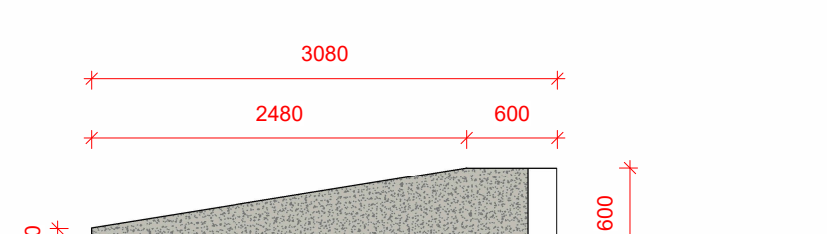
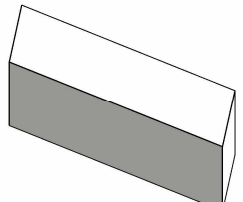
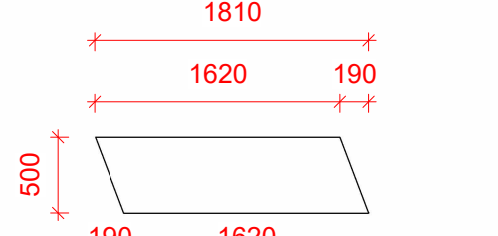

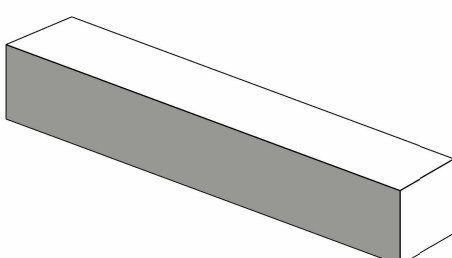
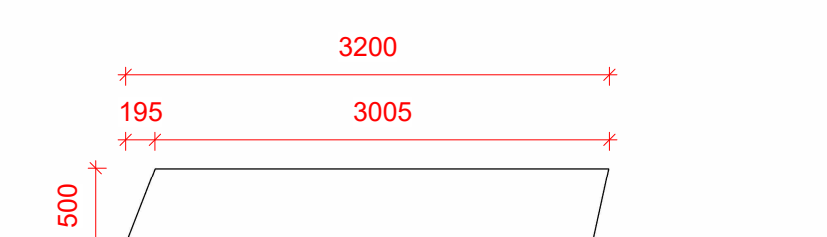

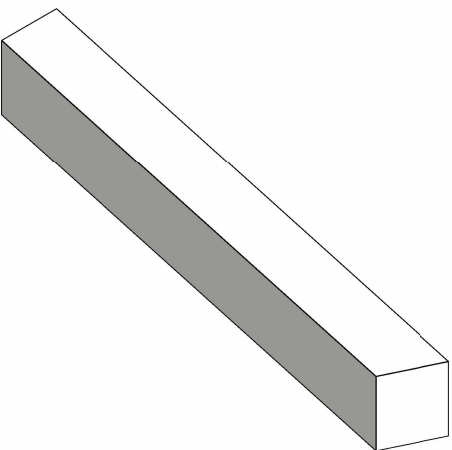
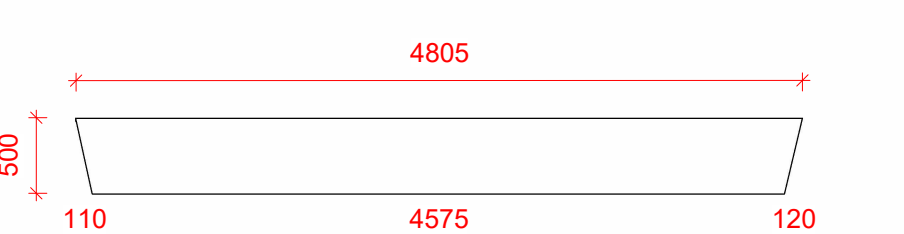

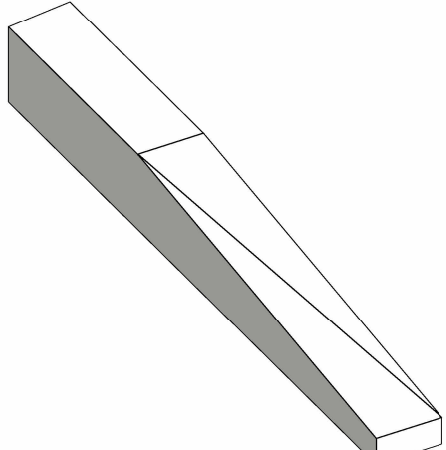
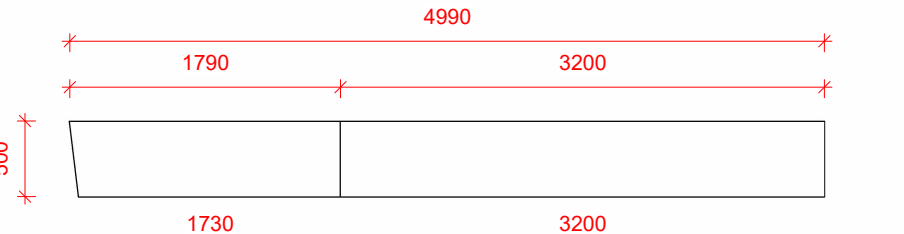
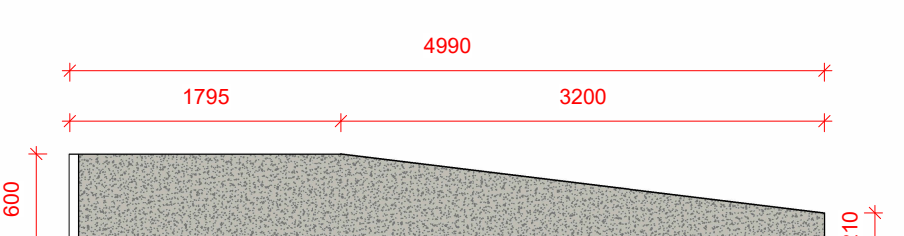


LOWER LEVEL BENCHES

CODE	3D AXO	DIMENSIONS	SECIFICATION
S-01		 PLAN 1:50	<p>Sandstone seating blocks to be supplied, cut to shape and installed by stone mason as per drawings provided by landscape architect. Segements to be divided based on stone availability and workability to stone mason's development and shop drawings to Prof. landscape architect's approval.</p> <p>Installation: To be installed by stone mason and placed as per PR landscape architect's detail and layout drawings LA-T-400 Stone Amphitheatre Benches To be placed on concrete foundation laid by others prior to installation.</p>
		 ELEVATION 1:50	
S-02		 PLAN 1:50	<p>Sandstone seating blocks to be supplied, cut to shape and installed by stone mason as per drawings provided by landscape architect. Segements to be divided based on stone availability and workability to stone mason's development and shop drawings to Prof. landscape architect's approval.</p> <p>Installation: To be installed by stone mason and placed as per PR landscape architect's detail and layout drawings LA-T-400 Stone Amphitheatre Benches To be placed on concrete foundation laid by others prior to installation.</p>
		 ELEVATION 1:50	
S-03		 PLAN 1:50	<p>Sandstone seating blocks to be supplied, cut to shape and installed by stone mason as per drawings provided by landscape architect. Segements to be divided based on stone availability and workability to stone mason's development and shop drawings to Prof. landscape architect's approval.</p> <p>Installation: To be installed by stone mason and placed as per PR landscape architect's detail and layout drawings LA-T-400 Stone Amphitheatre Benches To be placed on concrete foundation laid by others prior to installation.</p>
		 ELEVATION 1:50	
S-04		 PLAN 1:50	<p>Sandstone seating blocks to be supplied, cut to shape and installed by stone mason as per drawings provided by landscape architect. Segements to be divided based on stone availability and workability to stone mason's development and shop drawings to Prof. landscape architect's approval.</p> <p>Installation: To be installed by stone mason and placed as per PR landscape architect's detail and layout drawings LA-T-400 Stone Amphitheatre Benches To be placed on concrete foundation laid by others prior to installation.</p>
		 ELEVATION 1:50	
S-05		 PLAN 1:50	<p>Sandstone seating blocks to be supplied, cut to shape and installed by stone mason as per drawings provided by landscape architect. Segements to be divided based on stone availability and workability to stone mason's development and shop drawings to Prof. landscape architect's approval.</p> <p>Installation: To be installed by stone mason and placed as per PR landscape architect's detail and layout drawings LA-T-400 Stone Amphitheatre Benches To be placed on concrete foundation laid by others prior to installation.</p>
		 ELEVATION 1:50	

UPPER LEVEL BENCHES

CODE	3D AXO	DIMENSIONS	SECIFICATION
S-06		 PLAN 1:50	<p>Sandstone seating blocks to be supplied, cut to shape and installed by stone mason as per drawings provided by landscape architect. Segements to be divided based on stone availability and workability to stone mason's development and shop drawings to Prof. landscape architect's approval.</p> <p>Installation: To be installed by stone mason and placed as per PR landscape architect's detail and layout drawings LA-T-400 Stone Amphitheatre Benches To be placed on concrete foundation laid by others prior to installation.</p>
		 ELEVATION 1:50	
S-07		 PLAN 1:50	<p>Sandstone seating blocks to be supplied, cut to shape and installed by stone mason as per drawings provided by landscape architect. Segements to be divided based on stone availability and workability to stone mason's development and shop drawings to Prof. landscape architect's approval.</p> <p>Installation: To be installed by stone mason and placed as per PR landscape architect's detail and layout drawings LA-T-400 Stone Amphitheatre Benches To be placed on concrete foundation laid by others prior to installation.</p>
		 ELEVATION 1:50	
S-08		 PLAN 1:50	<p>Sandstone seating blocks to be supplied, cut to shape and installed by stone mason as per drawings provided by landscape architect. Segements to be divided based on stone availability and workability to stone mason's development and shop drawings to Prof. landscape architect's approval.</p> <p>Installation: To be installed by stone mason and placed as per PR landscape architect's detail and layout drawings LA-T-400 Stone Amphitheatre Benches To be placed on concrete foundation laid by others prior to installation.</p>
		 ELEVATION 1:50	
S-09		 PLAN 1:50	<p>Sandstone seating blocks to be supplied, cut to shape and installed by stone mason as per drawings provided by landscape architect. Segements to be divided based on stone availability and workability to stone mason's development and shop drawings to Prof. landscape architect's approval.</p> <p>Installation: To be installed by stone mason and placed as per PR landscape architect's detail and layout drawings LA-T-400 Stone Amphitheatre Benches To be placed on concrete foundation laid by others prior to installation.</p>
		 ELEVATION 1:50	
S-10		 PLAN 1:50	<p>Sandstone seating blocks to be supplied, cut to shape and installed by stone mason as per drawings provided by landscape architect. Segements to be divided based on stone availability and workability to stone mason's development and shop drawings to Prof. landscape architect's approval.</p> <p>Installation: To be installed by stone mason and placed as per PR landscape architect's detail and layout drawings LA-T-400 Stone Amphitheatre Benches To be placed on concrete foundation laid by others prior to installation.</p>
		 ELEVATION 1:50	

GENERAL NOTES
All work is to be done in accordance with the National Building Regulations.
Quality of all materials and workmanship to comply with the relevant S.A.N.S. specifications and/or specified international codes where applicable in the Architectural specifications. The recommendations and requirements of such documents to be considered a minimum standard for the works.

The contractor shall in all aspects of the works comply with the provisions of the Occupational Health and Safety Act, 1993 (Act No. 85 of 1993) and any regulations promulgated in terms of that Act.
This drawing must be read in conjunction with all the relevant drawings, schedules and specifications from YES AND STUDIO and all other consultants related to the project.
This drawing is not to be scaled. Figured dimensions to be used. All dimensions are in millimeters and Levels are in meters, unless otherwise stated.
All dimensions and levels must be checked on site by the contractor. Any discrepancies between consultant's documentation are to be verified before putting any work in hand.
All work to be executed by competent person qualified for the specific trade.

IMPORTANT PLANTING NOTES
Please refer to Yes& Studio's Landscape Specification Document and Tree Management document for detailed notes on planting.
All plant material to be checked and approved by Landscape Architect once delivered to site, prior to planting.
A sample of planting setting out to be done under supervision or approved by the Landscape Architect.
When working in the existing and proposed tree root zone, all work to be carried out with care using hand tools only.

ALL ARCHITECTURAL DRAWINGS AND SKETCHES REMAIN THE PROPERTY OF THE AUTHOR/DESIGNER/ARCHITECT AS MENTIONED BELOW.
NO DRAWING MAY BE COPIED OR REVISED IN ANY MANNER UNLESS AUTHORISED BY COMPANY OR PROJECT TEAM MEMBER.



Project Name:
LANDSCAPING FOR THE 200 YEARS COMMEMORATION OF THE IZIKO SOUTH AFRICAN MUSEUM

Client Name:
Iziko South Africa

Project Address:
Iziko South African Museum, 25 Queen Victoria Street, Gardens, Cape Town 8001

TENDER

Drawing Purpose

STONE AMPHITHEATRE BENCH SCHEDULE

Drawing Name

Author <i>Drawn by</i>	LA-T-401 <i>Drawing Number</i>	
Checker <i>Checked by</i>	2513 <i>Project Number</i>	<i>Revision</i>
As indicated <i>Scale</i>	05/09/2025 <i>Date</i>	
<i>Paper Size:</i> A1		