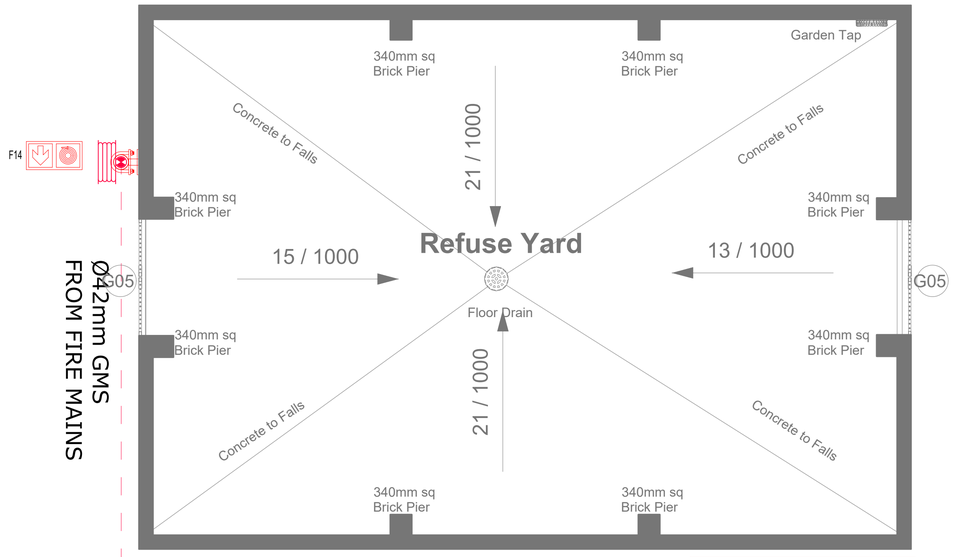

Fire Equipment Amounts:

Standpipe	- 1
Fire Hose Reel	- 1

Refuse Yard Protection

Scale 1 : 50

GENERAL FIRE NOTES: OCCUPANCY - A3

1. QUICK RELEASE COUPLING FIRE HOSE OUTLET:
QUICK RELEASE COUPLING TO BE INSTALLED TO POSITION AS INDICATED TO BE FED BY Ø32mm HDPE UNDERGROUND PIPE.
2. PORTABLE FIRE EXTINGUISHERS
5 KG DRY CHEMICAL POWDER FIRE EXTINGUISHERS TO BE INSTALLED AS PER PLAN SECURELY TO WALLS OR PURPOSE MADE BOARDS OR FRAMES, ALL FIRE EXTINGUISHERS TO BE INSTALLED IN ACCORDANCE WITH SANS 0105 AND 4.37.
3. FIRE EXITS:
ESCAPE DOORS TO BE IN A PROMINENT POSITION AS INDICATED ON PLAN. TIMBER FRAMED, LEDGED AND BATTENED DOORS TO ALL EXTERNAL PARTS OF BUILDING ESCAPE DOORS MAY ONLY BE FITTED WITH APPROVED LOCKING DEVICES (NO KEYS).
4. SIGNAGE
ALL FIRE FIGHTING EQUIPMENT AND FIRE EXISTS TO BE CLEARLY MARKED WITH PHOTOLUMINESCENCE SYMBOLIC SIGNAGE, AND TO BE SECURELY MOUNTED WITH SUITABLE FIXING METHODS (NO ADHESIVE) TO BE INSTALLED IN ACCORDANCE WITH SANS 1186.
5. ALL WORK TO COMPLY AND TO BE CARRIED OUT TO SANS 10400 OF 2011
6. BUILDING AND PROPERTY TO COMPLY WITH SANS 10400 4.55
7. ALL STRUCTURAL ELEMENTS AND COMPONENTS TO COMPLY TO SANS 10400 4.7
8. FIRE HYDRANT TO COMPLY TO SANS 10400 AND PIPE WORK TO COMPLY TO SANS 10400 PART W.
9. ALL FIRE WATER RETICULATION TO BE TESTED BY THE FIRE DEPARTMENT AND WATER DEPARTMENT
10. INSULATION TO COMPLY TO SANS 0428
11. VENTILATION TO COMPLY TO SANS 4.42
12. FIRE DOORS TO COMPLY WITH SANS 1253
13. FLOOR COVERING TO COMPLY WITH 4.14 AND TO BE CLASS 3 OR LOWER
14. WALL COVERINGS TO COMPLY WITH 4.15 AND TO BE CLASS 3 OR LOWER
15. MIN 1.5m ESCAPE ROUTE

REV	DATE	DESCRIPTION	ISSUED BY	APPR. BY	SIGNATURE
A	02-08-21	ISSUED FOR TENDER	JM	KH	
B	11-08-21	ISSUED FOR CONSTRUCTION	JM	KH	
C	14-09-21	ISSUED FOR CONSTRUCTION	JM	KH	
D	01-10-21	ISSUED FOR TENDER	JM	KH	

Signage Note:

Any building that has emergency routes or escape routes shall be clearly marked and signposted to indicate the direction of travel in the case of an emergency.

All exits will be marked by an approved sign readily visible from any direction of exit access.

Sign placement will be such that that no point in the exit access is more than 30 meters from the nearest visible sign.

Such signs are to be minimum size of 190 x 190mm and are to be SABS approved photo luminescent signs. Signs to comply to SANS 101186.

Every sign will be located and of such size, distinctive colour and design as to be readily visible. All signage must stand out from the surroundings and be visible.

Externally and internally illuminated signs will be visible in both the normal and emergency lighting mode.

Every sign required will provide evenly illuminated letters having a minimum luminance of 0.21cd/m².

Exit signs will be illuminated by the emergency lighting facilities.

Signage Legend:

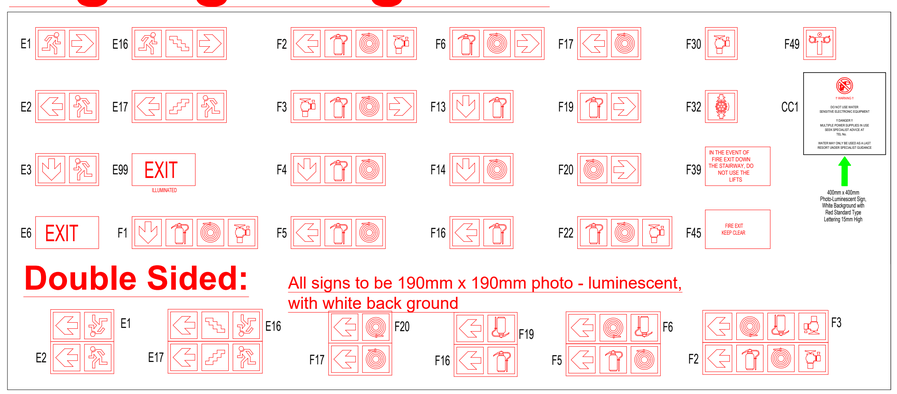

Double Sided:

All signs to be 190mm x 190mm photo - luminescent, with white back ground

LEGEND

- UNDERGROUND FIRE PIPEWORK
- 30m FIRE HOSE REEL
- FE - 4.5 kg DCP FIRE EXTINGUISHER
- FE - 5 kg CO2 FIRE EXTINGUISHER
- 60min FIRE RATED WALL
- CLASS A - 30min FIRE RATED DOOR

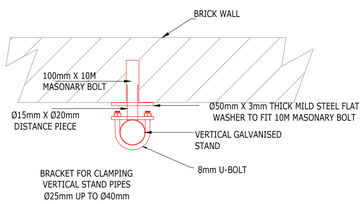

SCALE 1 : 30

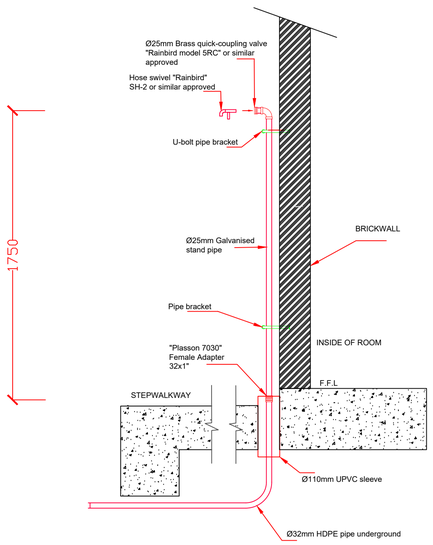

STANDPIPE DETAIL c/w QUICK RELEASE COUPLING VALVE

SCALE 1 : 20

FOR TENDER

CLIENT:

public works & infrastructure
Department of Public Works & Infrastructure
FREE STATE PROVINCE

CONSULTANT:

GladAfrica

Gauteng Office (Head Office)

GladAfrica House,Hertford Office Park
90 Bekker Road,Vorna Valley,Midrand,1686
P.O. Box 6723 Halfway House 1685
Tel: +27 11 312 2537/2584
Fax +27 11 805 1950
www.gladafrica.com

	NAME	REG. NO.	SIGNATURE	DATE
DRAWN	MANALA JD	M10037		
DESIGNED	TUGWETE BP	200970301		
APPROVED	K.Hlatshwayo	201570273		

PROJECT DESCRIPTION

TROMPSBURG SPECIAL SCHOOL : **SCHOOL SECTION**

DRAWING TITLE

REFUSE YARD FIRE PROTECTION

STATUS LEGEND
I = INFORMATION
CV = CONCEPT AND VIABILITY
D = DESIGN DEVELOPMENT
T = TENDER
C = CONSTRUCTION
AB = AS BUILT

SHEET SIZE: A1

SCALE: AS SHOWN

DISCIPLINE	DRAWING NUMBER	STATUS	REVISION
MECHANICAL	92-ME-FP-RY	T	D