
	SCOPE OF WORK	Unique Identifier	
		Revision	Rev. 0
		Revision Date	

## 1. SCOPE OF WORK


**SUPPLY AND DELIVERY OF ESKOM APPROVED CLAMPS AND ESKOM MARKED CONDUCTOR AS PER ESKOM IDENTIFIED REQUIREMENTS ON VARIOUS SUBSTATIONS / SITES ACROSS ALL SOUTH AFRICAN PROVINCES.**

Eskom Rotek Industries require the following for SUBSTATIONS DEPARTMENT (VARIOUS PROJECTS) as per Eskom identified requirements on substations across all South African Provinces.

Supply and delivery of Eskom approved Substation Clamps and Eskom marked AAAC Conductor			
<p>1) THE SUPPLY AND DELIVERY OF ESKOM APPROVED CLAMPS AND ESKOM MARKED CONDUCTOR AS PER ESKOM IDENTIFIED REQUIREMENTS ON VARIOUS SUBSTATIONS / SITES ACROSS ALL SOUTH AFRICAN PROVINCES.</p> <p>2) Supplier to comply with all Eskom SHEQ standards and requirements at all times.</p> <p>3) Supplier to contact SITE MANAGER for information and directions prior to delivery being made.</p> <p>4) Supplier Vehicles to comply to all relevant Eskom and Site specifications and regulations.</p> <p>5) All products to fully comply with applicable Eskom / SABS Specifications.</p>			
ITEM	NEW TYPE DESIGNATION	OLD TYPE DESIGNATION	UoM
<b>1</b>	<b>EUT TYPE INCLUDING ANY COMBINATION OF THE BELOW</b>	<b>UT YPE INCLUDING ANY COMBINATION OF THE BELOW</b>	<b>EA</b>
1.1	EUT-A	UT-1	
1.2	EUT-B	UT-2	
1.3	EUT-C	UT-3	
1.4	EUT-D	UT-4	
1.5	EUT-E	UT-5	
1.6	EUT-F	UT-6	
	<i>All clamps supplied with M12 Galvanised U-bolts, nuts and washers</i>		
<b>2</b>	<b>EXC YPE INCLUDING ANY COMBINATION OF THE BELOW</b>	<b>KC YPE INCLUDING ANY COMBINATION OF THE BELOW</b>	<b>EA</b>
2.1	EXC – A	KC1	
2.2	EXC – B	KC2	
2.3	EXC – C	KC3	
2.4	EXC – D	KC4	
2.5	EXC – E	KC5	
2.6	EXC – F	KC6	
2.7	EXC – G	KC7	
2.8	EXC – H	KC8	

	<b>SCOPE OF WORK</b>	Unique Identifier	
		Revision	Rev. 0
		Revision Date	

2.9	EXC – J	KC9	
2.10	EXC – K	KC10	
2.11	EXC – L	KC11	
2.12	EXC – M	KC12	
2.13	EXC – N	KC13	
2.14	EXC – P	KC14	
2.15	EXC – Q	KC15	
2.16	EXC – R	KC16	
	<i>All clamps supplied with M12 HDG, nuts and washers</i>		
<b>3</b>	<b>EX TYPE INCLUDING ANY COMBINATION OF THE BELOW</b>	<b>K TYPE INCLUDING ANY COMBINATION OF THE BELOW</b>	<b>EA</b>
3.1	EX – A	K1	
3.2	EX – B	K2	
3.3	EX – C	K3	
3.4	EX – D	K4	
3.5	EX – E	K5	
3.6	EX – F	K6	
3.7	EX – G	K7	
3.8	EX – H	K8	
3.9	EX – J	K9	
3.10	EX – K	K10	
	<i>All clamps supplied with M10/12 HDG bolts, nuts and washers</i>		
<b>4</b>	<b>ETC TYPE INCLUDING ANY COMBINATION OF THE BELOW</b>	<b>TC TYPE INCLUDING ANY COMBINATION OF THE BELOW</b>	<b>EA</b>
4.1	ETC – A	TC 1	
4.2	ETC – B	TC 2	
4.3	ETC – C	TC 3	
4.4	ETC – D	TC 4	
4.5	ETC – E	TC 5	
4.6	ETC – F	TC 6	
4.7	ETC – G	TC 7	
4.8	ETC – H	TC 8	
4.9	ETC – J	TC 9	
4.10	ETC – K	TC 10	
4.11	ETC – L	TC 11	
4.12	ETC – M	TC 12	
4.13	ETC – N	TC 13	
4.14	ETC – P	TC 14	
4.15	ETC – Q	TC 15	
4.16	ETC – R	TC 16	
4.17	ETC – S	TC 17	

	SCOPE OF WORK	Unique Identifier	
		Revision	Rev. 0
		Revision Date	


4.18	ETC – T	TC 18	
4.19	ETC – U	TC 19	
4.20	ETC – V	TC 20	
4.21	ETC – W	TC 21	
4.22	ETC – X	TC 22	
4.23	ETC – Y	TC 23	
4.24	ETC – Z	TC 24	
4.25	ETC – AA	TC 25	
4.26	ETC – AB	TC 26	
4.27	ETC – AC	TC 27	
4.28	ETC – AD	TC 28	
4.29	ETC – AE	TC 29	
	All clamps supplied with M12 HDG bolts, nuts and washers		
5	EYC TYPE INCLUDING ANY COMBINATION OF THE BELOW	YC TYPE INCLUDING ANY COMBINATION OF THE BELOW	EA
5.1	EYC – A	YC1	
5.2	EYC – B	YC2	
5.3	EYC – C	YC3	
5.4	EYC – D	YC4	
5.5	EYC – E	YC5	
5.6	EYC – F	YC6	
5.7	EYC – G	YC7	
5.8	EYC – H	YC8	
5.9	EYC – J	YC9	
5.10	EYC – K	YC10	
5.11	EYC – L	YC11	
5.12	EYC – M	YC12	
5.13	EYC – N	YC13	
5.14	EYC – P	YC14	
5.15	EYC – Q	YC15	
5.16	EYC – R	YC16	
5.17	EYC – S	YC17	
5.18	EYC – T	YC18	
5.19	EYC – U	YC19	
5.20	EYC – V	YC20	
5.21	EYC – W	YC21	
5.22	EYC – X	YC22	
5.23	EYC – Y	YC23	
5.24	EYC – Z	YC24	
5.25	EYC – AA	YC25	
5.26	EYC – AB	YC26	

	<b>SCOPE OF WORK</b>	Unique Identifier	
		Revision	Rev. 0
		Revision Date	



5.27	EYC – AC	YC27	
	<i>All clamps supplied with M12 HDG, nuts and washers</i>		
<b>6</b>	<b>EY 3 TYPE INCLUDING ANY COMBINATION OF THE BELOW</b>		<b>EA</b>
6.1	EY 3 – A		
6.2	EY 3 – B		
	<i>All clamps supplied with M12 HDG bolts, nuts and washers</i>		
<b>7</b>	<b>EY TYPE INCLUDING ANY COMBINATION OF THE BELOW</b>	<b>Y TYPE INCLUDING ANY COMBINATION OF THE BELOW</b>	<b>EA</b>
7.1	EY – A	Y 1	
7.2	EY – B	Y 2	
7.3	EY – C	Y 3	
7.4	EY – D	Y 4	
7.5	EY – E	Y 5	
7.6	EY – F	Y 6	
7.7	EY – G	Y 7	
7.8	EY – H	Y 8	
7.9	EY – J	Y 9	
	<i>All clamps supplied with M12 HDG bolts, nuts and washers</i>		
<b>8</b>	<b>EYC 3TYPE INCLUDING ANY COMBINATION OF THE BELOW</b>	<b>3YC TYPE INCLUDING ANY COMBINATION OF THE BELOW</b>	<b>EA</b>
8.1	EYC 3 – A	3YC1	
8.2	EYC 3 – B	3YC2	
8.3	EYC 3 – C	3YC3	
8.4	EYC 3 – D	3YC4	
8.5	EYC 3 – E	3YC5	
8.6	EYC 3 – F	3YC6	
8.7	EYC 3 – G	3YC7	
8.8	EYC 3 – H	3YC8	
8.9	EYC 3 – J	3YC9	
	<i>All clamps supplied with M12 HDG bolts, nuts and washers</i>		
<b>9</b>	<b>EPC TYPE INCLUDING ANY COMBINATION OF THE BELOW</b>	<b>SPC TYPE INCLUDING ANY COMBINATION OF THE BELOW</b>	<b>EA</b>
9.1	EPC – A	SPC1	
9.2	EPC – B	SPC2	
9.3	EPC – C	SPC3	
9.4	EPC – D	SPC4	
9.5	EPC – E	SPC5	
9.6	EPC – F	SPC6	
9.7	EPC – G	SPC7	
9.8	EPC – H	SPC8	



	<b>SCOPE OF WORK</b>	Unique Identifier	
		Revision	Rev. 0
		Revision Date	

9.9	EPC – J	SPC9	
9.10	EPC – K	SPC10	
9.11	EPC – L	SPC11	
9.12	EPC – M	SPC12	
9.13	EPC – N	SPC13	
9.14	EPC – P	SPC14	
10	EXP TYPE INCLUDING ANY COMBINATION OF THE BELOW	STP TYPE INCLUDING ANY COMBINATION OF THE BELOW	EA
10.1	EXP – A	STP 26	
10.2	EXP – B	STP 38	
	All clamps supplied with M12 HDG, nuts and washers		
11	EXCP TYPE INCLUDING ANY COMBINATION OF THE BELOW		EA
11.1	EXCP – A		
11.2	EXCP – B		
11.3	EXCP – C		
11.4	EXCP – D		
	All clamps supplied with M12 HDG bolts, nuts and washers		
12	EYBC TYPE INCLUDING ANY COMBINATION OF THE BELOW	YBC TYPE INCLUDING ANY COMBINATION OF THE BELOW	EA
12.1	EYBC – A	YBC26/26/15	
12.2	EYBC – B	YBC26/28/33	
12.3	EYBC – C	YBC38/26/15	
12.4	EYBC – D	YBC38/38/15	
12.5	EYBC – E	YBC38/38/33	
	All clamps supplied with M12 HDG bolts, nuts and washers		
13	ES TYPE INCLUDING ANY COMBINATION OF THE BELOW	S TYPE INCLUDING ANY COMBINATION OF THE BELOW	EA
13.1	ES – A	S1	
13.2	ES – B	S2	
13.3	ES – C	S3	
13.4	ES – D	S4	
13.5	ES – E	S5	
	Fittings supplied with HDG M12 bolts, nuts and washers		
14	EPT TYPE INCLUDING ANY COMBINATION OF THE BELOW		EA
14.1	EPT – A		
14.2	EPT – B		
	All clamps supplied with M12 HDG bolts, nuts and washers		
15	MISCELLANEOUS CLAMPS		
15.1	Bracket Control Cable		EA

	<b>SCOPE OF WORK</b>	Unique Identifier	
		Revision	Rev. 0
		Revision Date	

15.2	Ball Joint Portable Earth	EA
15.3	Lug AL Hornet 1B M12 ODG 1/C	EA
<b>16</b>	<b>CONDUCTOR</b>	
16.1	Hornet AAAC	m
16.2	Covered Hornet AAAC	m
16.3	Centipede AAAC	m
16.4	Covered Centipede AAAC	m
16.5	Bull AAAC	m
16.6	Covered Bull AAAC	m
<b>17</b>	<b>DELIVERY</b>	
17.1	Delivery to site per LDV ≤1000kg	km
17.2	Delivery to Site per Truck ≥1000kg	km

<b>Compiled by:</b>	<b>Supported by:</b>
	
<b>Egbert J Bosman</b>	<b>Anthony Japtha</b>
Project Manager (Acting)	Senior Project Manager (Acting)
Construction Services – Substations	Construction Services – Substations

<b>Supported by:</b>	<b>Supported by:</b>
	
<b>Tshepo Dikgale</b>	<b>Nkululeko Nkabinde</b>
Quantity Surveyor	Head of Department (Acting)
Construction Services – Substations	Construction Services – Substations