

PRIVATE SPECIFICATION

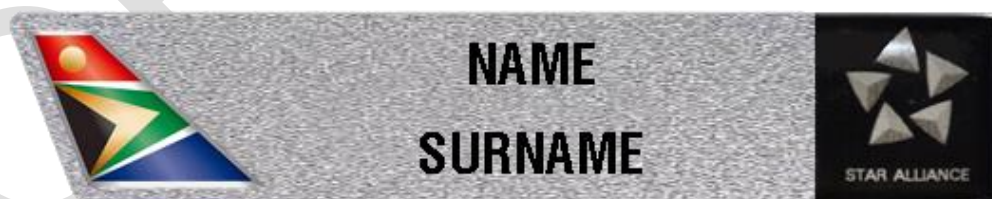
Prepared for the



SOUTH AFRICAN AIRWAYS

A STAR ALLIANCE MEMBER 

FDC GOLD NAME BADGE & CABIN CREW NAME BADGE



Item Number: CO13
Document Number: SAA 915
Version 02.0/April 2014

1. Scope

This specification¹ covers the material and design of name badges for personnel of the South African Airways. The variations covered by this specification are as follows:

Table 1 – Badge variations

	Designation	Item Number
1.1	Flight Deck Crew	-
1.2	Ground and Cabin Crew	CO13

2. Definitions and Abbreviations

For the purposes of this specification, the following definitions apply:

Acceptable:	Acceptable to the South African Airways.
Nominal:	Subject to the tolerances normal to good manufacturing practice.
SANS:	South African National Standard.
Significant surface:	The visible face side of the badge, when the badge is attached to the relevant uniform item.

3. General

No component materials will be supplied by the South African Airways.

4. Illustrations

Illustrations are not to scale and all measurements are nominal.

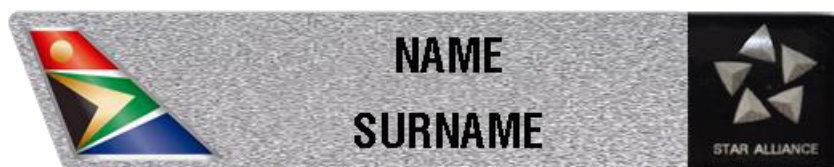


Figure 1 – Significant surface: Ground and Cabin Crew

¹ This private specification has been compiled by National Private Specifications (Pty) Ltd. privatespecs@vodamail.co.za

Doc No	Item No	Date	Version	Page	No of pages
SAA 915	CO13	April 2014	02.0	2	11



Figure 2 – Significant surface: Flight Deck crew (Pilots)



NOTE: Brooch pin above is an example of an acceptable pin.

Figure 3 – Reverse: All badges

5. Component requirements

5.1 Base material

- ◆ ABS (Acrylonitrile Butadiene Styrene) plastics
- ◆ shall not crack or become brittle with time
- ◆ of nominal thickness 1.5 mm
- ◆ colour to be black

5.2 Brooch Pin

- ◆ commercially available brass brooch pin
- ◆ of nominal length 37 mm
- ◆ sharp point shall be free from burrs
- ◆ all attachment materials used shall be clean, strong and free from excess

5.3 Glazing

- ◆ to be a polyurethane that is a semi-rigid clear elastomer
- ◆ to be appropriate for doming applications
- ◆ end-product to be clear, water white and bubble free
- ◆ after curing it has to:
 - be waterproof
 - scratch resistant

5.4 Vinyl

- ◆ an acceptable adhesive vinyl that is fit for purpose
- ◆ adhesive compound at the back of the vinyl shall comply with the following
 - never become tacky

Doc No	Item No	Date	Version	Page	No of pages
SAA 915	CO13	April 2014	02.0	3	11

- shall not peel away from the area by itself where it has been applied to for the whole duration of the expected lifespan of the badge
- such that it can withstand the glazing process without losing its integrity

6. Design and construction of badge

6.1 Design

- ♦ shape to comply with the image as given in figure 1
- ♦ be such that the significant surface shall incorporate
 - a printed vinyl-cut decal that is glazed
 - glazing which shall be as follows:
 - be confined to the area prescribed by the design
 - when viewed at a distance of 350 mm, be free from the following defects: bubbles, spots, inclusions, cracks, crazing
- ♦ be supplied in one size with dimensions as given in figures 4 and 5
- ♦ reverse to be fitted with a brooch pin
 - brooch pin to be centrally positioned in the length of the badge and as given in figure 3

6.2 Printed vinyl-cut decal

NOTE: *The SAA shall supply lists of the names of the relevant staff members (see Annex A, Table A1).*

6.2.1 General (applicable to all badges)

- ♦ positioning onto the allocated space shall be done impeccably
- ♦ to include the SAA tail logo to the far left of each badge WITH graded effect (see figure 6)
 - colours to comply with those specified in section 8
- ♦ to include the registered “STAR ALLIANCE” logo to the far right of each badge (see figure 1 and figure 7)
- ♦ name and surnames shall be centred between the SAA tail logo and the STAR ALLIANCE logo
 - in instances where names and/or surnames are too long to fit onto the allocated space, the successful bidder shall consult SAA for the required abbreviation
 - evenly spaced capital letters
 - the first name of the relevant staff member to be printed at the top
 - the surname of the relevant staff member to be printed below his/her first name
- ♦ typeface for wording: Trade Gothic (Light)
- ♦ nominal height of letters to be 4 mm and colour of wording to be blue as given in section 8
- ♦ supplied in two variations as given in 6.2.2 and 6.2.3

NOTE 1: *The Trade Gothic font family is available for purchase online. The successful bidder shall purchase a licensed copy of the relevant font.*

NOTE 2: *The artwork for the SAA tail logo and STAR ALLIANCE logo are available on request.*

6.2.2 Ground and Cabin Crew

- ♦ background to be a metallic silver colour that shall comply with the sample held by the South African Airways

Doc No	Item No	Date	Version	Page	No of pages
SAA 915	CO13	April 2014	02.0	4	11

6.2.3 Flight Deck Crew (Pilots)

- ♦ background to be a metallic gold colour that shall comply with the sample held by the South African Airways (see figure 2 for guideline)

7. Dimensions

Diagrams are not to scale and all measurements given are nominal.




Figure 4 – Generic dimensions applicable to all badges

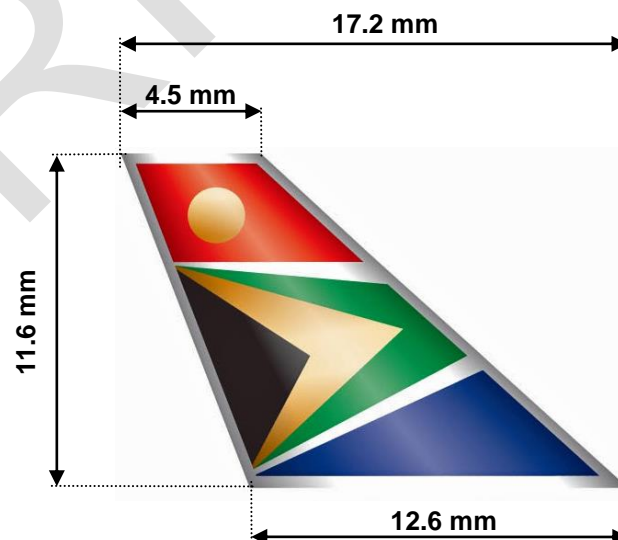


Figure 5 – Generic dimensions of SAA tail logo applicable to all badges

Doc No	Item No	Date	Version	Page	No of pages
SAA 915	CO13	April 2014	02.0	5	11



Figure 6 – SAA tail logo

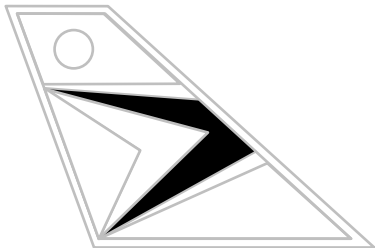



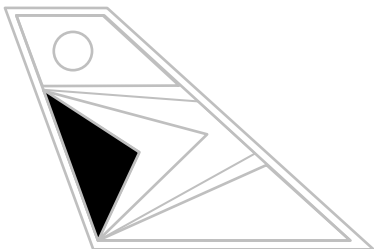

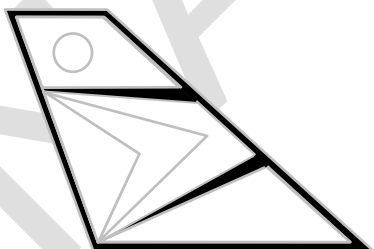

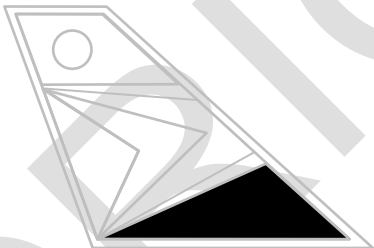

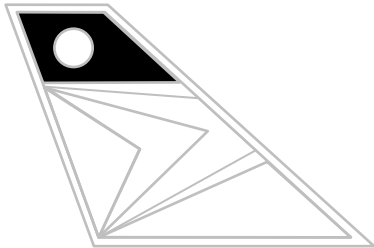



Figure 7 – Star Alliance logo

Doc No	Item No	Date	Version	Page	No of pages
SAA 915	CO13	April 2014	02.0	6	11

8. Application of colours for SAA Tail logo

NOTE: SAA tail logo shall include the graded effect.

 <p> Pantone® 348c “SAA Logo Green”</p>	 <p> Pantone® 154c “SAA Logo Ochre”</p>
 <p> Pantone® Black</p>	 <p> Pantone® White</p>
 <p> Pantone® 662c “SAA log Blue”</p>	 <p> Pantone® 1797c “SAA Logo Red”</p>
<p>WORDING ON BOTH BADGE VARIATIONS : Pantone® Black</p>	

Doc No	Item No	Date	Version	Page	No of pages
SAA 915	CO13	April 2014	02.0	7	11

9. Workmanship

Each badge shall be:

- ♦ made and finished with acceptable standards throughout
- ♦ of uniform and acceptable make, colour and finish

Shall be free from defects that:

- ♦ affect their appearance and/or affect their serviceability (or both)

The badge shall be free from:

- ♦ rough or sharp edges
- ♦ bubbles in the glazing

10. Packing and marking

10.1 Packing

10.1.1 General

The badges shall be:

- ♦ delivered in a commercially dry condition
- ♦ so packed that they will not be damaged in transit or in storage
- ♦ individually packed in a plastics envelope with a pull and press opening of suitable size and shape
 - **each relevant staff member shall receive two identical name badges**
 - **the plastic envelopes of these two identical name badges shall be stapled together**
- ♦ then be packed in a small box
- ♦ then, unless otherwise specified in the order or contract, acceptably packed for transportation in acceptable containers

10.1.2 Contents of small box:

- ♦ only badges of the same designation shall be packed together

11.0.3 Contents of bulk container:

- ♦ only badges of the same designation shall be packed together

10.2 Marking

10.2.1 Small box

Each small box to be clearly marked with the following information:

- ♦ the item description
- ♦ the Item Number
- ♦ the quantity

Doc No	Item No	Date	Version	Page	No of pages
SAA 915	CO13	April 2014	02.0	8	11

- ♦ the number of the box, e.g. No.1 of 10

In addition to the above, each SMALL box shall contain the list of all the names of the staff members whose badges are packed in the particular box

- ♦ duplicate lists shall be supplied, i.e. one copy on outside of the small box and one copy on the inside of the small box
- ♦ See Annex A (Table A2) for guidance

10.2.2 Bulk containers

Each bulk container shall have a label securely attached to the outside. This label shall be visible when the containers are stacked and shall provide the information in legible and indelible markings as follows:

- ♦ the manufacturer's name or trade mark or both
- ♦ the order number or contract number
- ♦ the item description (designation)
- ♦ the quantity
- ♦ the year of manufacture
- ♦ the Item Control Number (ICN)
- ♦ the invoice number(s)
- ♦ the total mass of the packed container
- ♦ the SABS Inspection Certificate Number
- ♦ the VAT number of the contractor
- ♦ the number of the container, e.g. No.1 of 10

In addition to the above, each BULK container shall contain the list of all the names of the staff members whose badges are packed in the particular container

- ♦ the list shall refer to the number marked on the small box AND number marked on the bulk container
- ♦ duplicate lists shall be supplied, i.e. one copy on outside of the bulk container and one copy on the inside of the bulk container
- ♦ See Annex A (Table A2) for guidance

10.3 Additional marking

When so required by the South African Airways, badges, plastics envelopes, small boxes or bulk containers (or any combination of these) to bear information additional to that specified above.

Doc No	Item No	Date	Version	Page	No of pages
SAA 915	CO13	April 2014	02.0	9	11

ANNEX A

(Informative)

Supplied name lists

The South African Airways shall supply the relevant list of names in MS Excel (xls, xlsx, csv, tab delimited) format.

An example of the layout of such a list shall be as given in table A-1 below:

Table A1 – Name list supplied by SAA

First Name	Last Name	Designation
CLAUDINE	MEYER	CABIN CREW
NEO	THOLO	FLIGHT DECK

An example of the layout of a list supplied by the manufacturer shall be as given in table A-2 below:

Table A2 – Name list supplied by manufacturer

First Name	Last Name	Designation	Small container #	Bulk container #
CLAUDINE	MEYER	CABIN CREW	#2 of 10	#3 of 5

Doc No	Item No	Date	Version	Page	No of pages
SAA 915	CO13	April 2014	02.0	10	11

ANNEX B

(Normative)

Special conditions of tender

B-1 GENERAL

B-1.1 Unless otherwise stated, the South African Bureau of Standards shall be the inspecting authority.

Any applications for deviations from drawings or the specification, or any laid down process, treatment or procedures as set out in this specification, must be made to the SA Airways and verified by the SABS². All applications must be submitted in writing.

B-1.2 Three pre-production sample badges (of each type), shall have been inspected, tested and approved by the inspecting authority before bulk production is commenced. Each one of these samples shall be accompanied by a trim chart containing a sample of each component material (as given in 5) and the relevant certificates. It shall be the duty of the manufacturer to give adequate notice to the inspecting authority of the availability of these samples.

B-1.3 The badges shall be subject to inspection during the course of manufacture. The inspector shall, during normal working hours, be given all reasonable facilities for carrying out his duties and shall have the right of entry into the contractor's factory and the factory or works of any subcontractor where work on badges supplied to this specification may be in progress

B-1.4 The contractor shall inspect the finished badges for compliance with the specification before submitting them to the inspecting authority for final inspection.

B-1.5 Before acceptance, the badges shall have been inspected and tested by the inspecting authority and found to comply with the requirements of the specification.

B-2 DOCUMENTATION

One container of each consignment shall be marked "DOCUMENTS" and in addition to the badges, shall contain the following:

- a) The packaging slip or delivery note;
- b) where applicable the inspection certificate(s);
- c) a copy of the invoice containing the following information:
 - the order number
 - the financial authority number
 - a full description of the consignment, i.e. Item Number, quantity, etc

VERSION	DATE	AMENDMENTS	CHECKED
1	December 2011	First Release	
2	April 2014	Updated complete specification Names to be black	

² **SABS Inspection Authority: (Tel) 012 4287371.**

Doc No	Item No	Date	Version	Page	No of pages
SAA 915	CO13	April 2014	02.0	11	11