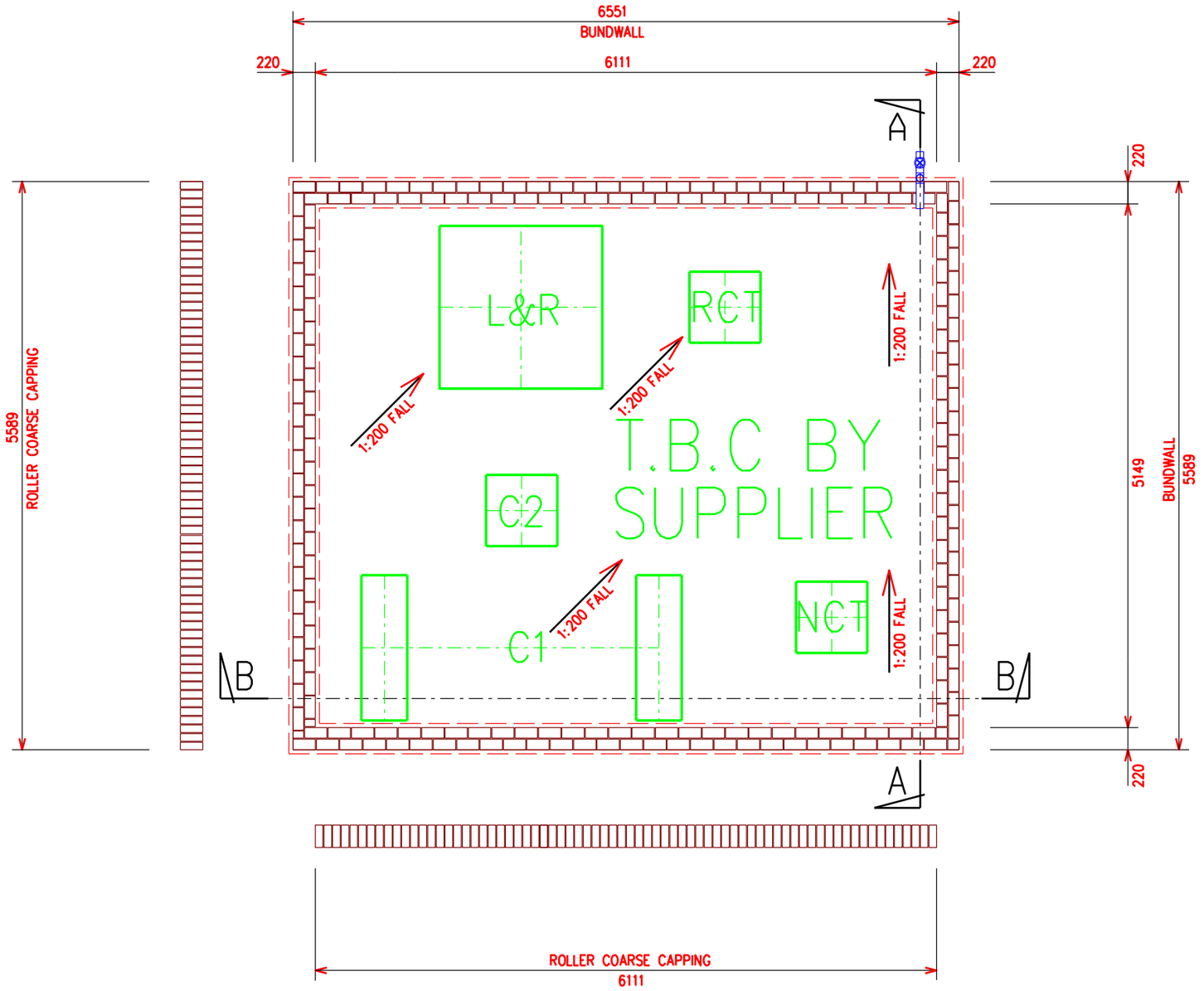

BUNDWALL PLAN

SCALE 1:50

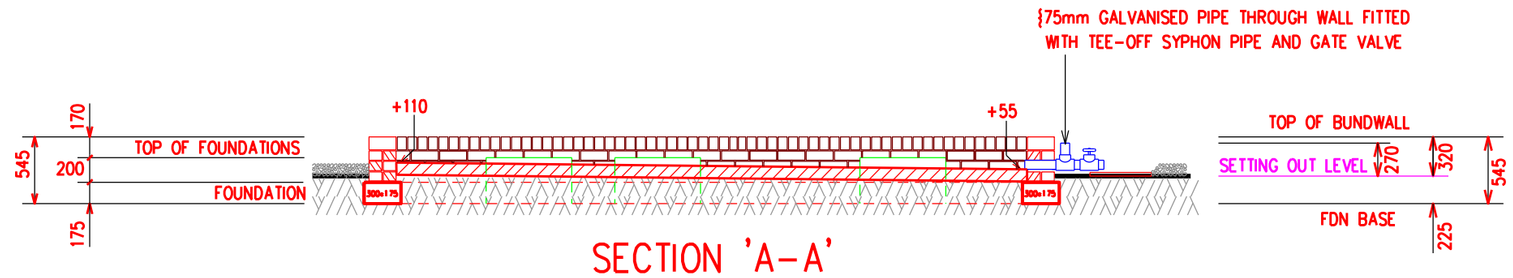

SECTION 'A-A'

SCALE 1:50

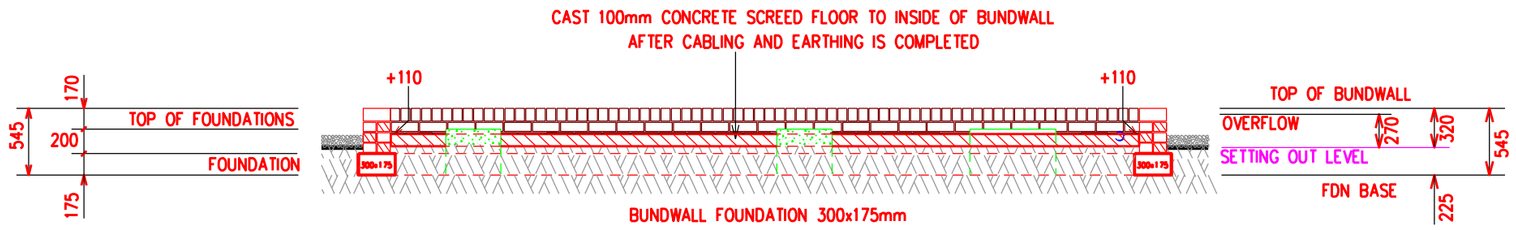

SECTION 'B-B'

SCALE 1:50

BUNDWALL NOTES

1. ALL CONCRETE WORK SHALL COMPLY WITH SANS 1200GA MINIMUM 28 DAYS COMPRESSION STRENGTH SHALL BE 20MPa NOMINAL AGGREGATE SIZE SHALL BE 19mm
2. THE SUBGRADE MATERIAL UNDER THE PLINTH SHALL BE COMPACTED TO 95% OF MOD AASHTO MAXIMUM DENSITY
3. * ALL CONSTRUCTION / EXPANSION JOINTS AND CABLE ENTRY POINTS SHALL BE SEALED USING EXPANDABLE INSERTS OR COMPOUND SYSTEMS. THIS SEALING SHALL HAVE A MINIMUM 2 HOUR FIRE RATING IN ACCORDANCE WITH SANS 10177.
4. USE FIRELIGHT SATIN' FACE BRICKS OR SIMILAR APPROVED PRODUCT BY ESKOM CIVIL ENGINEER FOR BUNDWALL. BRICKS TO BE 35MPA AND HAVE A 2 HOUR FIRE RATING
5. BUNDWALL TO COMPLY WITH SANS 227 AND APPROVED BY ESKOM. ALL JOINTS SHALL BE CONSTRUCTED WITH 10mm THICK MOTAR (1:4) CEMENT/SAND
6. 100mm THICK CONCRETE SCREED FLOOR TO INSIDE OF BUNDWALL, AFTER ALL CABLING AND AND EARTHING IS COMPLETED
7. ALL SCREED LEVELS ARE MEASURED RELATIVE TO FINAL TERRACE LEVEL
8. BUNDWALL VOLUMES: FOUNDATION = $1.4m^3$
   BRICKS = 2514
   SCREED = $3,18m^3$

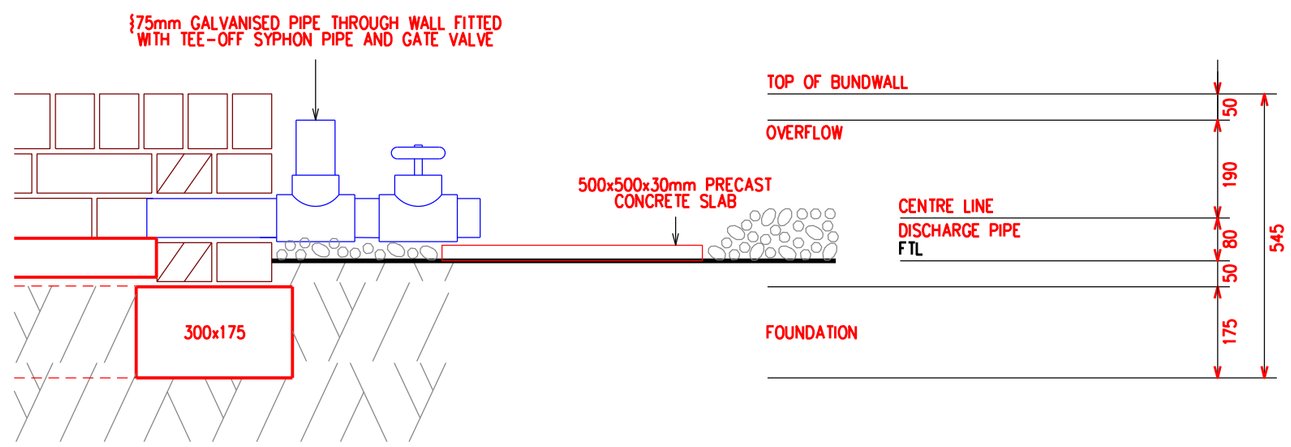

BUNDWALL DRAINAGE SECTION

NTS

REV	DRAWN	CHKD	APPROVED	DATE	REVISION DESCRIPTION
00	SN	--	--	--	FIRST ISSUE

CHECKED	AUTHORIZED
-- --	-- --
DRAWN	
S NSELE 05/05/2022	Eskom Distribution
SCALE 1:50	

MAKHATHINI SUBSTATION

CIVILS

22-kV CAPACITOR BANK 1 BUNDWALL PLAN, SECTION AND DETAILS

ER00024		
SET	SHEET	REVISION
20	09	00

A2