

Project Information

- Where access control and security products have been scheduled, they are only indicatively specified in this door hardware schedule. For full details and specifications refer to the separate Access Control Quotation. The electronic products included in this door hardware schedule should be checked and coordinated with the information shown on the separate Access Control Quotation to ensure adequate power and cabling has been allowed for. The builder is to confirm that the electronic products included in this door hardware schedule are to be part of the hardware distributor's package.
- Refer to individual doors, hardware sets and products for notes that will need to be addressed.

Abbreviations used, finishes and descriptions

CYL	Cylinder
MK	Master Keyed
GMK	Grand Master Keyed
KA	Keyed Alike
KD	Keyed to Differ
BT	Bolt Through
BTB	Back to Back
LH	Left Hand
RH	Right Hand
N/S	Narrow Stile
H/O	Hold Open
D/A	Delayed Action
DD	Double Door
SLD	Sliding Door
EAC	Electronic Access Control
PSS	Polished Stainless Steel
SSS	Satin Stainless Steel
SS	Stainless Steel
GAL	Galvanized
ZP	Zinc Plated
PB	Polished Brass
SB	Satin Brass
PCP	Polished and Chrome Plated
SCP	Satin Chrome Plated
PNP	Polished Nickel Plated
SNP	Satin Nickel Plated
PC	Powder Coated
EP	Electro-plating
PVD	Physical Vapor Disposition

Colouring Legend

	Door / Product has been added to this revision.
	Door / Product has changed since the last revision.
	Door / Product has been removed from this revision.

Control List

PROJECT NAME:

REPORT DATE:

26/03/2025

PROFESSIONAL:

REVISION DATE:

24/03/2025

CONSULTANT:

REVISION:

v 1

Door Number	Hardware Set	Area	Location	Handing
D01	T03	Bachelors	Patio	LH
D01	T03	Bachelors	Patio	RH
D01	T01	Bachelors	Kitchen	LH
D02	T02	Bachelors	Bathroom	LH
D02	T02	Bachelors	Bathroom	RH
D01	T01	Bachelors	Kitchen	RH
D02	T02	Cell Block	WC 2	RH
D03	T07	Cell Block	R. Visitors Room A	LH
D02	T08	Cell Block	Duct	LH
D3	T08	Cell Block	Duct	LH
D03	T07	Cell Block	R. Kitchen Yard	LH
D01	T07	Cell Block	S. Cleaners Rest Room 1	RH
D01	T07	Cell Block	S. Cleaners Rest Room - Change Room	RH
D02	T02	Cell Block	S. Cleaners Rest Room - WC	LH
D02	T02	Cell Block	S. Cleaners Rest Room - Shower	LH
D02	T07	Station Block	I. Section Office	LH
D02	T07	Station Block	I. Statement Office	RH
D02	T07	Station Block	G. Member Office	LH
D02	T07	Station Block	G. Member Office	RH
D02	T07	Station Block	E. Sub - Section Commander Office 1	LH
D02	T07	Station Block	E. Sub - Section Commander Office 3	RH
D02	T07	Station Block	E. Sub - Section Commander Office 4	LH
D02	T07	Station Block	H. Member Office 1	RH
D02	T07	Station Block	K Sub - section Commander	RH
D03	A01	Station Block	Circulation	DD
D02	T07	Station Block	J. Member Office 1	LH
D02	T07	Station Block	J. Member Office 2	RH
D03	A01	Station Block	Circulation	DD
D02	T07	Station Block	H. Member Office 2	RH
D02	T07	Station Block	J. Typist	LH
D02	T07	Station Block	J. Member Office	LH
D02	T07	Station Block	J. Data Typist	RH
D02	T07	Station Block	L. Member Office	LH
D02	T07	Station Block	M. Member Office	RH
D02	T07	Station Block	M. Member Office	LH
D02	T07	Station Block	D. Station Commander Office	RH

Control List

PROJECT NAME:

REPORT DATE:

26/03/2025

PROFESSIONAL:

REVISION DATE:

24/03/2025

CONSULTANT:

REVISION:

Door Number	Hardware Set	Area	Location	Handing
D02	T07	Station Block	M. Member Office	LH
SF09D01	A02	Station Block	Circulation	1.5
D02	T07	Station Block	Stationary Store	RH
SF07D01	A03	Station Block	Boardroom	DD
D02	T07	Station Block	Kitchen 2	RH
D02	T07	Station Block	Temp SAP 13 Store	LH
D02	T07	Station Block	N. member Office 3	LH
D02	T07	Station Block	M - Registration	RH
D03	A01	Station Block	Circulation	DD
D02	T11	Station Block	Female WC	RH
D02	T14	Station Block	WC	RH
D02	T14	Station Block	WC	RH
D02	T13	Station Block	MIP WC	LH
D02	T12	Station Block	Male WC	LH
D02	T14	Station Block	WC	RH
D02	T07	Station Block	Kitchen 2	LH
D02	T07	Station Block	J. Typist	RH
D02	T07	Station Block	E. Section Commander Office 2	RH
D03	A01	Station Block	Circulation	DD
D02	T07	Station Block	E. Section Commander	LH
RSD01	T18	Station Block	O. SAPS 13 Store (Large Items)	RS
D02	T07	Station Block	O. SAPS 13 Store (Large Items)	LH
D03	A01	Station Block	Circulation	DD
D02	T07	Station Block	O. Cleaning equipment	RH
D02	T07	Station Block	O. SAPS 13 Store (Small Items)	LH
D02	T07	Station Block	O. General Store	RH
D01	T09	Station Block	O. Docket Room	DD
D02	T07	Station Block	O. Walk in Area	LH
DS01	T16	Station Block	O. Fire Arm Safe	LH
DS01	T16	Station Block	O. Ammunition Safe	RH
D02	T07	Station Block	Server Room	LH
D04	T07	Station Block	O. Garden Store	RH
D02	T07	Station Block	O. Stationary store	RH
D03	A01	Station Block	Circulation	DD
D03	A01	Station Block	Circulation	DD
D03	A01	Station Block	Circulation	DD

Control List

PROJECT NAME:

REPORT DATE:

26/03/2025

PROFESSIONAL:

REVISION DATE:

24/03/2025

CONSULTANT:

REVISION:

v 1

Door Number	Hardware Set	Area	Location	Handing
D02	T07	Station Block	F. Member Office	RH
D02	T07	Station Block	Courtyard	RH
D02	T02	Station Block	C. Bathroom	RH
ALSD01	T21	Station Block	C.Bathroom Shower	PVT
D02	T07	Station Block	TREATMENT ROOM	RH
D02	T07	Station Block	C. Counselling Room	LH
D02	T07	Station Block	C. Reception and Waiting Room	LH
D03	A01	Station Block	RESTROOM FOYER	DD
D02	T02	Station Block	WC	LH
D02	T02	Station Block	SHOWER	LH
DSD01	T17	Station Block	A. REST ROOM ALUTION	SLD
D02	T07	Station Block	A. REST ROOM FOR SHIFT WORKERS	LH
D02	T07	Station Block	CASE TERMINAL OFFICE	RH
D02	T07	Station Block	CASE TERMINAL OFFICE	LH
D02	T07	Station Block	RADIO ROOM	LH
D02	T07	Station Block	A. FINGERPRINT AREA	RH
D02	T11	Station Block	FEMALE WC	RH
D02	T14	Station Block	WC	RH
D02	T12	Station Block	MALE WC	LH
D02	T14	Station Block	WC	LH
D02	T10	Station Block	A. WORK SPACE FRONT OF COUNTER	LH
D02	T07	Station Block	SENSITIVE STATEMENT DRAFTING AREA	LH
D02	T07	Station Block	SENSITIVE STATEMENT DRAFTING AREA	RH
D02	T07	Station Block	RESTROOM FOYER	RH
SRD01	T19	Station Block	MAIN DB	DD
SRD02	T20	Station Block	BROOM CLOSET	DD
D02	T07	Station Block	A. KITCHEN 1	RH
D02	T15	Station Block	A STATEMENT DRAFTING AREA 1	RH
SF02D02	A01	Station Block	A. WORK SPACE FRONT OF COUNTER	1.5
D02	T12	Station Block	B. MALE PUBLIC WC	LH
D02	T14	Station Block	WC	LH
D02	T13	Station Block	B. DISABLED WC	LH
D02	T12	Station Block	N. FEMALE PUBLIC ABLUTIONS	RH
D02	T14	Station Block	WC	RH
D02	T14	Station Block	WC	RH
D02	T08	Station Block	PUBLIC ABLUTION DUCT	RH

Control List

PROJECT NAME:

REPORT DATE:

26/03/2025

PROFESSIONAL:

REVISION DATE:

24/03/2025

CONSULTANT:

REVISION:

v 1








Door Number	Hardware Set	Area	Location	Handing
D01	T04	Marital Quarters	OPEN LIVING ROOM	RH
D02	T04	Marital Quarters	BEDROOM 1	LH
D02	T04	Marital Quarters	MAIN BEDROOM	LH
D02	T04	Marital Quarters	BEDROOM 2	RH
D02	T05	Marital Quarters	BATHROOM	LH
D01	T06	Marital Quarters	KITCHEN	LH
D01	T04	Marital Quarters	OPEN LIVING ROOM	LH
D01	T04	Marital Quarters	OPEN LIVING ROOM	LH
D02	T04	Marital Quarters	BEDROOM 1	RH
D02	T04	Marital Quarters	MAIN BEDROOM	RH
D02	T04	Marital Quarters	BEDROOM 2	LH
D02	T05	Marital Quarters	BATHROOM	RH
D01	T06	Marital Quarters	KITCHEN	RH
D01	T04	Marital Quarters	OPEN LIVING ROOM	RH

HARDWARE PER SET

REPORT DATE: 26/03/2025

REVISION DATE: 24/03/2025

REVISION: v 1








HARDWARE FOR SET:		A01			
Hardware Set Quantity :		1			
Notes					
Doors (10)		D03, D03, D03, D03, D03, D03, D03, D03, D03, SF02D02			
Product Image	Product Code	Description	Finish	Qty	Units
		BTS75 Adjustable size EN 1-4 NON HOLD OPEN, certified to EN1154, CF 127. SINGLE ACTION accessories, for 120kg door leaf weight. Adjustable closing and latching speeds, backcheck. [FOR ALUMINIUM DOORS] [NO COVER CAPS] Components - [Mech/Spindle/7510SS/7456/1/7411K/56E]	Stainless Steel (Cover)	2	Set
		382x32mm D Shaped Offset Tubular Pull Handle BTB (BTB Fixing Sets included)	Stainless Steel	2	Pair
		Narrow Stile Dead Lock Operating with European Profile Cylinder. Case dimensions (mm) 174H x 52D. Forend dimensions (mm) 238H x 22W. Backset 35mm. 20mm Throw	Stainless Steel	1	Each
		63mm - 31.5+31.5mm Europrofile Nickel Plated E-SP 5 Pin Knob Cylinder - Grand Master Keyed	Satin Nickel	1	Each
		Narrow Stile Cylinder escutcheon	Stainless Steel	1	Pair
		Flush Bolt as per Manufacturer		2	Each
		Dust Proof Strike	Stainless Steel	1	Each
		Floor Mounted Door Stop	Nickel Plated	2	Each

HARDWARE PER SET

REPORT DATE: 26/03/2025

REVISION DATE: 24/03/2025

REVISION: v 1


Hardware for Set:		A02			
Hardware Set Quantity :	1				
Notes					
Doors (1)	SF09D01				
Product Image	Product Code	Description	Finish	Qty	Units
		Hinges and flush bolts by aluminium door supplier		1	Each
		EN 3/4 Cam action door closer with standard NON HOLD OPEN slide channel arm. EN1154, certified to ISO 9001. Hydraulic speed control and backcheck. Standard pull side fixing, transom push-side fixing. EN3 suitable for door width 850-950mm, EN4 suitable for door width 950-1100mm. Fire rated: CERTI FIRE approved (CF 119) for door types ITT 120, MM/IMM 240. (Not certified on push face)	Silver	1	Each
		382x32mm D Shaped Offset Tubular Pull Handle BTB (BTB Fixing Sets included)	Stainless Steel	1	Pair
		Narrow Stile Dead Lock Operating with European Profile Cylinder. Case dimensions (mm) 174H x 52D. Forend dimensions (mm) 238H x 22W. Backset 35mm. 20mm Throw	Stainless Steel	1	Each
		63mm - 31.5+31.5mm Europrofile Nickel Plated E-SP 5 Pin Knob Cylinder - Grand Master Keyed	Satin Nickel	1	Each
		Narrow Stile Cylinder escutcheon	Stainless Steel	1	Pair
		Dust Proof Strike	Stainless Steel	1	Each
		Floor Mounted Door Stop	Nickel Plated	2	Each

HARDWARE PER SET

REPORT DATE: 26/03/2025

REVISION DATE: 24/03/2025

REVISION: v 1





HARDWARE FOR SET:		A03			
Hardware Set Quantity :	1				
Notes					
Doors (1)	SF07D01				
Product Image	Product Code	Description	Finish	Qty	Units
		Hinges and flush bolts by aluminium door supplier		1	Each
		382x32mm D Shaped Offset Tubular Pull Handle BTB (BTB Fixing Sets included)	Stainless Steel	2	Pair
		Narrow Stile Roller Dead Lock Operating with European Profile Cylinder. Case dimensions (mm) 174H x 52D. Forend dimensions (mm) 238H x 22W. Backset 35mm. 20mm Throw	Stainless Steel	1	Each
		63mm - 31.5+31.5mm Europrofile Nickel Plated E-SP 5 Pin Double Cylinder - Grand Master Keyed	Satin Nickel	1	Each
		Narrow Stile Cylinder escutcheon	Stainless Steel	1	Pair
		Dust Proof Strike	Stainless Steel	1	Each
		Floor Mounted Door Stop	Nickel Plated	2	Each

HARDWARE PER SET

REPORT DATE: 26/03/2025

REVISION DATE: 24/03/2025

REVISION: v 1





Hardware for Set:		T01			
Hardware Set Quantity :	1				
Notes					
Doors (2)	D01, D01				
Product Image	Product Code	Description	Finish	Qty	Units
		Hinges by door frame manufacturer		1	set
		Lever handle on plate with Cylinder cutout	Satin Chrome	1	Set
		Cylinder Sash Lock. Case dimensions (mm) 116.5H x 78D. Forend dimensions (mm) 168H x 22W. Backset 57mm. Centres 61mm.	Stainless Steel	1	Each
		63mm - 31.5+31.5mm Europrofile Nickel Plated E-SP 5 Pin Knob Cylinder - Grand Master Keyed	Satin Nickel	1	Each
		Floor Mounted Door Stop	Nickel Plated	1	Each

HARDWARE PER SET

REPORT DATE: 26/03/2025

REVISION DATE: 24/03/2025

REVISION: v 1





HARDWARE FOR SET:		T02			
Hardware Set Quantity :	1				
Notes					
Doors (8)	D02, D02, D02, D02, D02, D02, D02, D02				
Product Image	Product Code	Description	Finish	Qty	Units
		Hinges by door frame manufacturer		1	set
		Lever handle on plate with Cylinder cutout	Satin Chrome	1	Set
		Cylinder Sash Lock. Case dimensions (mm) 116.5H x 78D. Forend dimensions (mm) 168H x 22W. Backset 57mm. Centres 61mm.	Stainless Steel	1	Each
		65mm Euro-profile Bathroom / Privacy Cylinder	Satin Nickel	1	Each
		Floor Mounted Door Stop	Nickel Plated	1	Each

HARDWARE PER SET

REPORT DATE: 26/03/2025

REVISION DATE: 24/03/2025

REVISION: v 1






HARDWARE FOR SET:		T03			
Hardware Set Quantity :	1				
Notes					
Doors (2)	D01, D01				
Product Image	Product Code	Description	Finish	Qty	Units
		Hinges by door frame manufacturer		1	set
		Lever handle on plate with Cylinder cutout	Satin Chrome	1	Set
		Cylinder Sash Lock. Case dimensions (mm) 116.5H x 78D. Forend dimensions (mm) 168H x 22W. Backset 57mm. Centres 61mm.	Stainless Steel	1	Each
		63mm - 31.5+31.5mm Europrofile Nickel Plated E-SP 5 Pin Knob Cylinder - Grand Master Keyed	Satin Nickel	1	Each
		Other Cabin hook 150mm	Satin Chrome	1	Each

HARDWARE PER SET

REPORT DATE: 26/03/2025

REVISION DATE: 24/03/2025

REVISION: v 1






HARDWARE FOR SET:		T04			
Hardware Set Quantity :	1				
Notes					
Doors (10)	D01, D02, D02, D02, D01, D01, D02, D02, D02, D01				
Product Image	Product Code	Description	Finish	Qty	Units
		102x75x3mm, EN1935 Grade 13, Two ball bearing butt hinge. Fire rated. 120kg Carrying capacity per pair. Finish: Stainless Steel	Stainless Steel	1.5	Pair
		Lever handle on plate with Cylinder cutout	Satin Chrome	1	Set
		Cylinder Sash Lock. Case dimensions (mm) 116.5H x 78D. Forend dimensions (mm) 168H x 22W. Backset 57mm. Centres 61mm.	Stainless Steel	1	Each
		63mm - 31.5+31.5mm Europrofile Nickel Plated E-SP 5 Pin Knob Cylinder - Grand Master Keyed	Satin Nickel	1	Each
		Floor Mounted Door Stop	Nickel Plated	1	Each

HARDWARE PER SET

REPORT DATE: 26/03/2025

REVISION DATE: 24/03/2025

REVISION: v 1






HARDWARE FOR SET:		T05			
Hardware Set Quantity :	1				
Notes					
Doors (2)	D02, D02				
Product Image	Product Code	Description	Finish	Qty	Units
		102x75x3mm, EN1935 Grade 13, Two ball bearing butt hinge. Fire rated. 120kg Carrying capacity per pair. Finish: Stainless Steel	Stainless Steel	1.5	Pair
		Lever handle on plate with Cylinder cutout	Satin Chrome	1	Set
		Cylinder Sash Lock. Case dimensions (mm) 116.5H x 78D. Forend dimensions (mm) 168H x 22W. Backset 57mm. Centres 61mm.	Stainless Steel	1	Each
		65mm Euro-profile Bathroom / Privacy Cylinder	Satin Nickel	1	Each
		Floor Mounted Door Stop	Nickel Plated	1	Each

HARDWARE PER SET

REPORT DATE: 26/03/2025

REVISION DATE: 24/03/2025

REVISION: v 1





HARDWARE FOR SET:		T06			
Hardware Set Quantity :	1				
Notes					
Doors (2)	D01, D01				
Product Image	Product Code	Description	Finish	Qty	Units
		102x75x3mm, EN1935 Grade 13, Two ball bearing butt hinge. Fire rated. 120kg Carrying capacity per pair. Finish: Stainless Steel	Stainless Steel	1.5	Pair
		Lever handle on plate with Cylinder cutout	Satin Chrome	1	Set
		Cylinder Sash Lock. Case dimensions (mm) 116.5H x 78D. Forend dimensions (mm) 168H x 22W. Backset 57mm. Centres 61mm.	Stainless Steel	1	Each
		63mm - 31.5+31.5mm Europrofile Nickel Plated E-SP 5 Pin Knob Cylinder - Grand Master Keyed	Satin Nickel	1	Each
		Other Cabin hook 150mm	Satin Chrome	1	Each

HARDWARE PER SET

REPORT DATE: 26/03/2025

REVISION DATE: 24/03/2025

REVISION: v 1

HARDWARE FOR SET:		T08			
Hardware Set Quantity :	1				
Notes					
Doors (3)	D02, D3 , D02				
Product Image	Product Code	Description	Finish	Qty	Units
	HBDFM	Hinges by door frame manufacturer		1	set
		62x44mm Ring Flush Pull Handle	Stainless Steel	1	Each
		Cylinder Deadlock. Case dimensions (mm) 116.5H x 78D. Forend dimensions (mm) 168H x 22W. Backset 57mm.	Stainless Steel	1	Each
		40.5 - Europrofile Nickel Plated E-SP 5 Pin Single Cylinder - Grand Master Keyed	Satin Nickel	1	Each
		Round Cylinder escutcheon	Stainless Steel	0.5	Pair

HARDWARE PER SET

REPORT DATE: 26/03/2025

REVISION DATE: 24/03/2025

REVISION: v 1

HARDWARE FOR SET:		T09			
Hardware Set Quantity :	1				
Notes					
Doors (1)	D01				
Product Image	Product Code	Description	Finish	Qty	Units
		Hinges by door frame manufacturer		1	set
		Lever handle on plate with Cylinder cutout	Satin Chrome	1	Set
		Cylinder Sash Lock. Case dimensions (mm) 116.5H x 78D. Forend dimensions (mm) 168H x 22W. Backset 57mm. Centres 61mm.	Stainless Steel	1	Each
		63mm - 31.5+31.5mm Europrofile Nickel Plated E-SP 5 Pin Double Cylinder - Grand Master Keyed	Satin Nickel	1	Each
		Rebate conversion kit for Euro Profile locks D036S, D037D.	Nickel Plated	1	Each
		305mm Manual flush bolt with heel	Satin Chrome	1	Each
		153mm Manual flush bolt with heel	Satin Chrome	1	Each
		Dust Proof Strike	Stainless Steel	1	Each
		Floor Mounted Door Stop	Nickel Plated	2	Each

HARDWARE PER SET

REPORT DATE: 26/03/2025

REVISION DATE: 24/03/2025

REVISION: v 1








HARDWARE FOR SET:		T10			
Hardware Set Quantity :		1			
Notes					
Doors (1)		D02			
Product Image	Product Code	Description	Finish	Qty	Units
		Hinges by door frame manufacturer		1	set
		EN 3/4 Cam action door closer with standard NON HOLD OPEN slide channel arm. EN1154, certified to ISO 9001. Hydraulic speed control and backcheck. Standard pull side fixing, transom push-side fixing. EN3 suitable for door width 850-950mm, EN4 suitable for door width 950-1100mm. Fire rated: CERTI FIRE approved (CF 119) for door types ITT 120, MM/IMM 240. (Not certified on push face)	Silver	1	Each
		150x300x1.2mm thick Grade 430 stainless steel plate with cylinder cutout left. Stainless Steel Plate to have 6 countersunk holes for screw fixing. (Special Order)	430 Brushed Stainless Steel	1	Each
		DPH301C Pull Handle BT fixed on a 150x300x1.2mm thick Grade 430 stainless steel plate with cylinder cutout right. Stainless Steel Plate to have 6 countersunk holes for screw fixing. (Special Order)	430 Brushed Stainless Steel	1	Each
	Fixing Screws	M4 Patent Male / Female fixing screw pack (2 pairs per pack)	Stainless Steel	2	Pack
		Cylinder Deadlock. Case dimensions (mm) 116.5H x 78D. Forend dimensions (mm) 168H x 22W. Backset 57mm.	Stainless Steel	1	Each
		63mm - 31.5+31.5mm Europrofile Nickel Plated E-SP 5 Pin Double Cylinder - Grand Master Keyed	Satin Nickel	1	Each
		Floor Mounted Door Stop	Nickel Plated	1	Each
		200x(width of door)x1.2mm thick Grade 430 stainless steel kick plate. Stainless Steel Kick Plate to have 10 countersunk holes for screw fixing. (List price calculated on 813mm wide door)	430 Brushed Stainless Steel	2	Each

HARDWARE PER SET

REPORT DATE: 26/03/2025

REVISION DATE: 24/03/2025

REVISION: v 1








Hardware for Set:		T11			
Hardware Set Quantity :		1			
Notes					
Doors (2)		D02, D02			
Product Image	Product Code	Description	Finish	Qty	Units
		Hinges by door frame manufacturer		1	set
		EN 3/4 Cam action door closer with standard NON HOLD OPEN slide channel arm. EN1154, certified to ISO 9001. Hydraulic speed control and backcheck. Standard pull side fixing, transom push-side fixing. EN3 suitable for door width 850-950mm, EN4 suitable for door width 950-1100mm. Fire rated: CERTI FIRE approved (CF 119) for door types ITT 120, MM/IMM 240. (Not certified on push face)	Silver	1	Each
	Fixing Screws	M4 Patent Male / Female fixing screw pack (2 pairs per pack)	Stainless Steel	2	Pack
		150x300x1.2mm thick Grade 430 stainless steel plate. Stainless Steel Plate to have 6 countersunk holes for screw fixing. (Special Order)	430 Brushed Stainless Steel	1	Each
		Pull Handle BT fixed on a 150x300x1.2mm thick Grade 430 stainless steel plate with no cylinder cutout. Stainless Steel Plate to have 6 countersunk holes for screw fixing. (Special Order)	430 Brushed Stainless Steel	1	Each
		Floor Mounted Door Stop	Nickel Plated	1	Each
		200x(width of door)x1.2mm thick Grade 430 stainless steel kick plate. Stainless Steel Kick Plate to have 10 countersunk holes for screw fixing. (List price calculated on 813mm wide door)	430 Brushed Stainless Steel	2	Each
		150x150mm FEMALE sign	Stainless Steel	1	Each

HARDWARE PER SET

REPORT DATE: 26/03/2025

REVISION DATE: 24/03/2025

REVISION: v 1








Hardware for Set:		T12			
Hardware Set Quantity :		1			
Notes					
Doors (4)		D02, D02, D02, D02			
Product Image	Product Code	Description	Finish	Qty	Units
		Hinges by door frame manufacturer		1	set
		EN 3/4 Cam action door closer with standard NON HOLD OPEN slide channel arm. EN1154, certified to ISO 9001. Hydraulic speed control and backcheck. Standard pull side fixing, transom push-side fixing. EN3 suitable for door width 850-950mm, EN4 suitable for door width 950-1100mm. Fire rated: CERTI FIRE approved (CF 119) for door types ITT 120, MM/IMM 240. (Not certified on push face)	Silver	1	Each
		DPH301C Pull Handle BT fixed on a 150x300x1.2mm thick Grade 430 stainless steel plate with no cylinder cutout. Stainless Steel Plate to have 6 countersunk holes for screw fixing. (Special Order)	430 Brushed Stainless Steel	1	Each
		150x300x1.2mm thick Grade 430 stainless steel plate. Stainless Steel Plate to have 6 countersunk holes for screw fixing. (Special Order)	430 Brushed Stainless Steel	1	Each
	Fixing Screws	M4 Patent Male / Female fixing screw pack (2 pairs per pack)	Stainless Steel	2	Pack
		Floor Mounted Door Stop	Nickel Plated	1	Each
		200x(width of door)x1.2mm thick Grade 430 stainless steel kick plate. Stainless Steel Kick Plate to have 10 countersunk holes for screw fixing. (List price calculated on 813mm wide door)	430 Brushed Stainless Steel	2	Each
		150x150mm MALE sign	Stainless Steel	1	Each

HARDWARE PER SET

REPORT DATE: 26/03/2025

REVISION DATE: 24/03/2025

REVISION: v 1

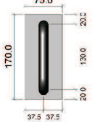

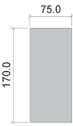


HARDWARE FOR SET:		T13			
Hardware Set Quantity :		1			
Notes					
Doors (2)		D02, D02			
Product Image	Product Code	Description	Finish	Qty	Units
		Hinges by door frame manufacturer		1	set
		EN 1-4 Rack and pinion door closer with standard NON HOLD OPEN scissor arm and parallel arm bracket. EN1154, certified to ISO 9001. Hydraulic speed control, backcheck and DELAYED ACTION. Standard push side fixing. EN 1 suitable for door width <850mm, EN2 suitable for door width 750-850mm, EN3 suitable for door width 850-950mm, EN4 suitable for door width 950-1100mm. Fire rated. Approved to AS1905 Part 1.	Silver	1	Set
		325x25mm Straight Tubular Pull Handle Flange Fixing	Stainless Steel	2	Each
		Bathroom Deadlock. Case dimensions (mm) 102H x 78D. Forend dimensions (mm) 155H x 22W. Backset 57mm.	Stainless Steel	1	Each
		Disabled WC indicator (Red & White) and turnknob for physically impaired	Stainless Steel	1	Set
		Floor Mounted Door Stop	Nickel Plated	1	Each
		200x(width of door)x1.2mm thick Grade 430 stainless steel kick plate. Stainless Steel Kick Plate to have 10 countersunk holes for screw fixing. (List price calculated on 813mm wide door)	430 Brushed Stainless Steel	2	Each
		150x150mm DISABLED PERSONS sign	Stainless Steel	1	Each

HARDWARE PER SET

REPORT DATE: 26/03/2025

REVISION DATE: 24/03/2025

REVISION: v 1

HARDWARE FOR SET:		T14			
Hardware Set Quantity :	1				
Notes					
Doors (8)	D02, D02, D02, D02, D02, D02, D02, D02				
Product Image	Product Code	Description	Finish	Qty	Units
		Hinges by door frame manufacturer		1	set
		Pull Handle BT fixed on a 75x170x1.2mm thick Grade 430 stainless steel plate with no cylinder cutout. Stainless Steel Plate to have 4 countersunk holes for screw fixing.	430 Brushed Stainless Steel	1	Each
	Fixing Screws	M4 Patent Male / Female fixing screw pack (2 pairs per pack)	Stainless Steel	2	Pack
		75x170x1.2mm thick Grade 430 stainless steel plate. Stainless Steel Plate to have 4 countersunk holes for screw fixing.	430 Brushed Stainless Steel	1	Each
		Bathroom Deadlock. Case dimensions (mm) 102H x 78D. Forend dimensions (mm) 155H x 22W. Backset 57mm.	Stainless Steel	1	Each
		Bathroom WC indicator (Red and White) and turnknob	Stainless Steel	1	Set
		Hat and Coat Hook with rubber buffer	Stainless Steel	1	Each

HARDWARE PER SET

REPORT DATE: 26/03/2025

REVISION DATE: 24/03/2025

REVISION: v 1

HARDWARE FOR SET:		T15			
Hardware Set Quantity :		1			
Notes					
Doors (1)		D02			
Product Image	Product Code	Description	Finish	Qty	Units
		Hinges by door frame manufacturer		1	set
		EN 3/4 Cam action door closer with standard NON HOLD OPEN slide channel arm. EN1154, certified to ISO 9001. Hydraulic speed control and backcheck. Standard pull side fixing, transom push-side fixing. EN3 suitable for door width 850-950mm, EN4 suitable for door width 950-1100mm. Fire rated: CERTI FIRE approved (CF 119) for door types ITT 120, MM/IMM 240. (Not certified on push face)	Silver	1	Each
	Fixing Screws	dormakaba M4 Patent Male / Female fixing screw pack (2 pairs per pack)	Stainless Steel	2	Pack
		150x300x1.2mm thick Grade 430 stainless steel plate with cylinder cutout right. Stainless Steel Plate to have 6 countersunk holes for screw fixing.(Special Order)	430 Brushed Stainless Steel	1	Each
		Pull Handle BT fixed on a 150x300x1.2mm thick Grade 430 stainless steel plate with cylinder cutout left. Stainless Steel Plate to have 6 countersunk holes for screw fixing. (Special Order)	430 Brushed Stainless Steel	1	Each
		Cylinder Deadlock. Case dimensions (mm) 116.5H x 78D. Forend dimensions (mm) 168H x 22W. Backset 57mm.	Stainless Steel	1	Each
		63mm - 31.5+31.5mm Europrofile Nickel Plated E-SP 5 Pin Double Cylinder - Grand Master Keyed	Satin Nickel	1	Each
		Floor Mounted Door Stop	Nickel Plated	1	Each
		200x(width of door)x1.2mm thick Grade 430 stainless steel kick plate. Stainless Steel Kick Plate to have 10 countersunk holes for screw fixing. (List price calculated on 813mm wide door)	430 Brushed Stainless Steel	2	Each

HARDWARE PER SET

REPORT DATE: 26/03/2025

REVISION DATE: 24/03/2025

REVISION: v 1


HARDWARE FOR SET:		T16			
Hardware Set Quantity :		1			
Notes					
Doors (2)		DS01, DS01			
Product Image	Product Code	Description	Finish	Qty	Units
		Ironmongery as per safe door manufacturer		1	set

HARDWARE PER SET

REPORT DATE: 26/03/2025

REVISION DATE: 24/03/2025

REVISION: v 1

HARDWARE FOR SET:		T17			
Hardware Set Quantity :		1			
Notes					
Doors (1)		DSD01			
Product Image	Product Code	Description	Finish	Qty	Units
		102x50mm Rectangular Flush Pull Handle	Stainless Steel	2	Each
		Sliding door gear by other		1	set

HARDWARE PER SET

REPORT DATE: 26/03/2025

REVISION DATE: 24/03/2025

REVISION: v 1









HARDWARE FOR SET:		T18			
Hardware Set Quantity :		1			
Notes					
Doors (1)		RSD01			
Product Image	Product Code	Description	Finish	Qty	Units
		dormakaba 8mm Stainless Steel Shackle 30mm Clearance - Grand Master Keyed	Satin Nickel	1	Each

HARDWARE PER SET

REPORT DATE: 26/03/2025

REVISION DATE: 24/03/2025

REVISION: v 1









HARDWARE FOR SET:		T19			
Hardware Set Quantity :		1			
Notes					
Doors (1)		SRD01			
Product Image	Product Code	Description	Finish	Qty	Units
		Hinges by door frame manufacturer		1	set
		62x44mm Ring Flush Pull Handle	Stainless Steel	2	Each
		Cylinder Deadlock. Case dimensions (mm) 116.5H x 78D. Forend dimensions (mm) 168H x 22W. Backset 57mm.	Stainless Steel	1	Each
		40.5 - Europrofile Nickel Plated E-SP 5 Pin Single Cylinder - Grand Master Keyed	Satin Nickel	1	Each
		Round Cylinder escutcheon	Stainless Steel	0.5	Pair
		Rebate conversion kit for Euro Profile locks D036S, D037D.	Nickel Plated	1	Each
		Barrel bolt heavy duty 150 x 32mm	Satin Chrome	1	Each
		Necked bolt heavy duty 150 x 32mm	Satin Chrome	1	Each
		150x150mm ELECTRICAL sign	Stainless Steel	1	Each

HARDWARE PER SET

REPORT DATE: 26/03/2025

REVISION DATE: 24/03/2025

REVISION: v 1

HARDWARE FOR SET:		T20			
Hardware Set Quantity :		1			
Notes					
Doors (1)		SRD02			
Product Image	Product Code	Description	Finish	Qty	Units
		Hinges by door frame manufacturer		1	set
		62x44mm Ring Flush Pull Handle	Stainless Steel	2	Each
		Cylinder Deadlock. Case dimensions (mm) 116.5H x 78D. Forend dimensions (mm) 168H x 22W. Backset 57mm.	Stainless Steel	1	Each
		40.5 - Europrofile Nickel Plated E-SP 5 Pin Single Cylinder - Grand Master Keyed	Satin Nickel	1	Each
		Round Cylinder escutcheon	Stainless Steel	0.5	Pair
		Rebate conversion kit for Euro Profile locks D036S, D037D.	Nickel Plated	1	Each
		Barrel bolt heavy duty 150 x 32mm	Satin Chrome	1	Each
		Necked bolt heavy duty 150 x 32mm	Satin Chrome	1	Each
		150x150mm CLEANER sign	Stainless Steel	1	Each

HARDWARE PER SET

REPORT DATE: 26/03/2025

REVISION DATE: 24/03/2025

REVISION: v 1

HARDWARE FOR SET:		T21			
Hardware Set Quantity :		1			
Notes					
Doors (1)		ALSD01			
Product Image	Product Code	Description	Finish	Qty	Units
		Ironmongery by shower door manufacturer		1	set