SD9 + 2DA

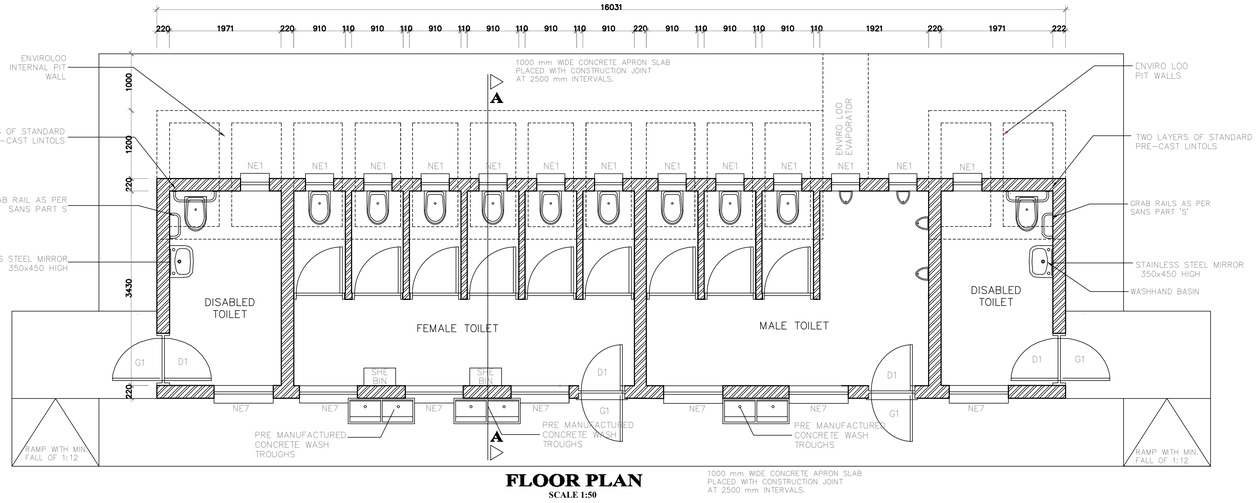

FLOOR PLAN
SCALE 1:50

1000 mm WIDE CONCRETE APRON SLAB PLACED WITH CONSTRUCTION JOINT AT 2500 mm INTERVALS.

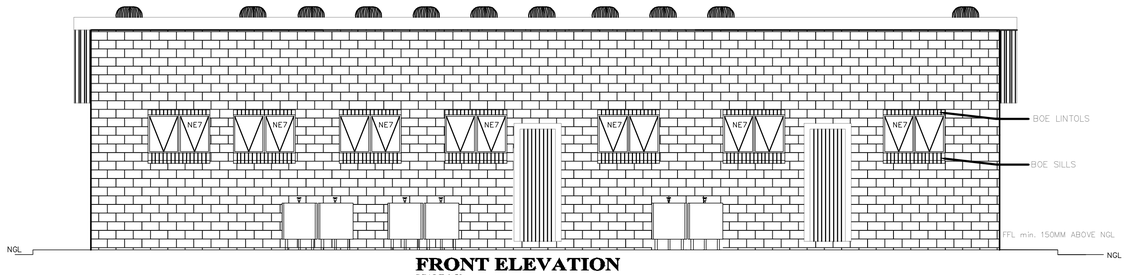

FRONT ELEVATION
SCALE 1:50

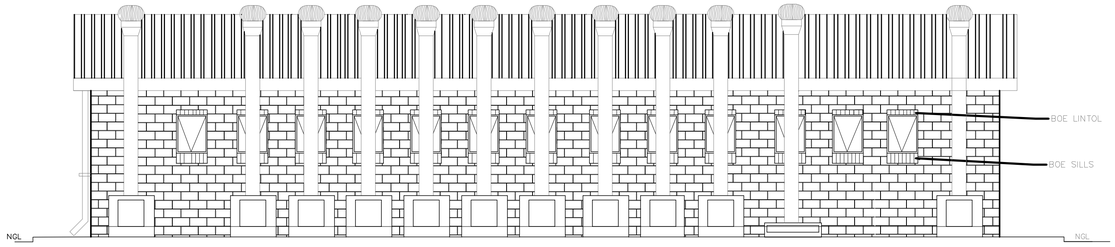

BACK ELEVATION
SCALE 1:50

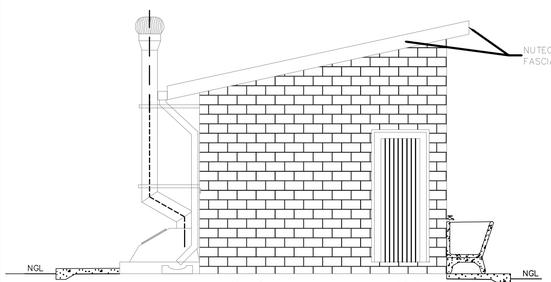

SIDE ELEVATION
SCALE 1:50

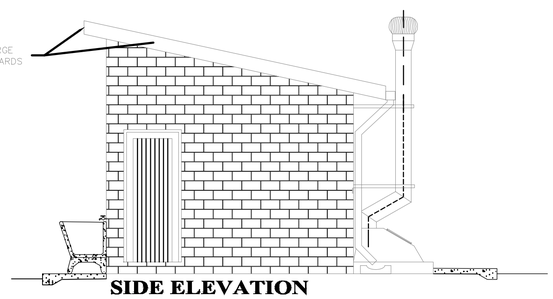

SIDE ELEVATION
SCALE 1:50

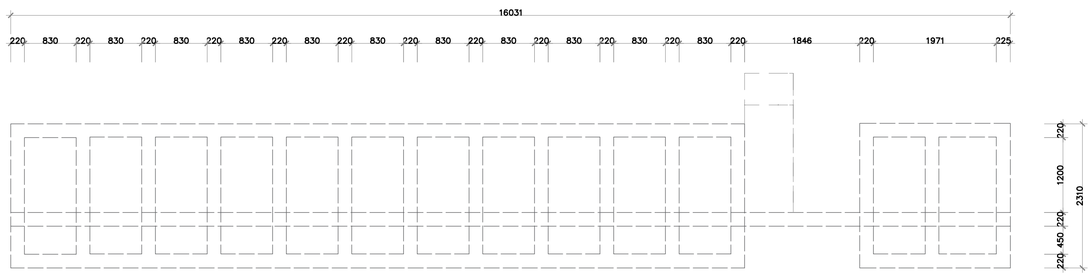

TANK PLAN
SCALE 1:50

GENERAL NOTES:

1. ALL WORK TO BE CARRIED OUT IN ACCORDANCE WITH THE NATIONAL BUILDING REGULATION AND SABS 0400 OF 1990 .
2. CONTRACTOR TO READ ONLY FIGURED DIMENSION
3. CONTRACTOR TO VERIFY ALL DIMENSION ON SITE BEFORE COMMENCING WITH ANY WORK.

WINDOW SCHEDULE

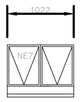

WINDOW NO.	N2
CATALOGUE	NE7
FRAME	1022 x 654mm HIGH STANDARD STEEL WINDOW FRAME
FRAME FINISH	SPOT PRINING DEFECTS IN PRE-PRIME SURFACE WITH ZINC CHROMATE PRIMER & APPLY ONE UNIVERSAL UNDER COAT & TWO COATS EPWP GOLDEN BROWN GLOSS ENAMEL PAINT ON STEEL
GLAZING	6.28mm OBSCURE SAFETY GLASS
NO. REQUIRED	7

WINDOW SCHEDULE

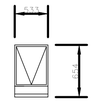

WINDOW NO.	N1
CATALOGUE	NE1
FRAME	533 x 654mm HIGH STANDARD STEEL WINDOW FRAME
FRAME FINISH	SPOT PRINING DEFECTS IN PRE-PRIME SURFACE WITH ZINC CHROMATE PRIMER & APPLY ONE UNIVERSAL UNDER COAT & TWO COATS EPWP GOLDEN BROWN GLOSS ENAMEL PAINT ON STEEL
GLAZING	6.28mm OBSCURE SAFETY GLASS
NO. REQUIRED	13

BUGLAR DOOR

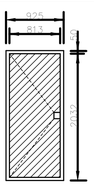

TYPE G1 — 2 OFF

POSITION	EXTERNAL TOILET BLOCK
DOOR TYPE	PURPOSE MADE SQUARE HOLLOW SECTION MILD STEEL SECURITY GATE
DOOR FINISH	1xCOAT ZINC CHROMATE PRIMER MINIMUM 2 x COATS GLOSS ENAMEL (EXTERNAL QUALITY)
FRAME	50x38x1.6mm M.S. RECTANGULAR HOLLOW SECTION FRAME
FRAME FINISH	1xCOAT ZINC CHROMATE PRIMER MINIMUM 2 x COATS GLOSS ENAMEL (EXTERIOR QUALITY)
DOOR	38x26x1.6mm RECTANGULAR HOLLOW SECTION FRAME WITH 25x25x1.6 INTERMEDIATES AT 100c CENTERS AT A 45° ANGLE COLOUR TBC
IRONMONGERY	SECURITY DOUBLE THROW DEAD LOCK (NO LATCH)

ENTRANCE DOOR

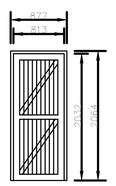

FRAME TYPE	SINGLE REBATE STEEL FRAME TO FIT 220mm WALL (D1)
FRAME FINISH	PRIME AND PAINT UNDERCOAT AND 2no. FINISHING COATS IN GLOSS ENAMEL COLOUR TBC
DOOR LEAF	44mm FRAMED LEDGED AND BRACED DOOR SIZE 813x2032mm INCLUDING EXTERNAL WEATHER BAR
LEAF FINISH	UNDER COAT AND MINIMUM 2 COATS GLOSS ENAMEL – COLOUR TBC
LOCK	3 LEVER MORTICE LOCK SET
IRONMONGERY	100mm BRACE CABIN HOOK

CUBICLE DOOR

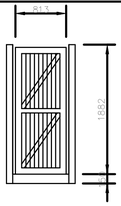

FRAME TYPE	SINGLE REBATE STEEL DOOR FRAME – SIZE 83x53mm (FRAME UNDERCUT TO 150mm)
FRAME FINISH	PRIME AND PAINT UNDERCOAT AND 2 COATS– GLOSS ENAMEL – COLOUR TBC
DOOR LEAF	44mm FRAMED LEDGED EMBRACED DOOR SIZE 813x2032mm (DOOR RAISE BY 150mm TO TOP OF FRAME
LEAF FINISH	UNDER COAT AND MINIMUM 2 COATS GLOSS ENAMEL – COLOUR TBC
LOCK	TOILET INDICATOR LOCK
IRONMONGERY	100mm CHROME PLATED "D" TYPE HANDLE 3 BY SOLID BRACE HINGES

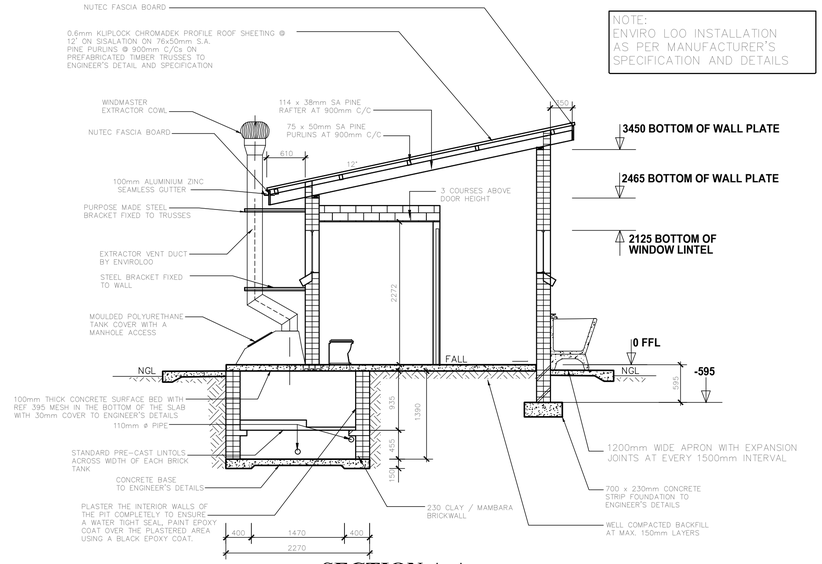

SECTION A-A
SCALE 1:100

NOTES AND SPECIFICATIONS:

GENERAL
1. Use dimensions provided and do not scale drawing.
2. All work to comply with SANS, PW371 and SABS.
3. All dimensions, levels and positions to be verified on site prior to construction.
4. All concrete work to be as per Engineer's details and specifications.
5. All pits to face North.
5. All brickwork have brickforce at every 2nd course in pit lining and 3rd course in superstructure.

PIT EXCAVATION
1. All stages of pit excavation to be inspected and approved by Engineer and signed off.
2. All pit lining to be inspected by EnviroLoo Services before slab casting.

COMPACTION OF SURFACES
All ground surfaces receiving concrete floors / slab should be compacted to 150mm layers 93% ModAASHTO density before casting concrete.

CONCRETE WORKS
1. All concrete to be as per Engineer's details and specifications.
2. 25 MPa strength concrete to be used throughout construction:
Trial Concrete Mixes: Proportions
Concrete Strenght at 28 Days 25Mpa:
1 : 2 : 2 (mix proportion by volume)
1 bag cement : 0.08m3 Sand : 0.09m3 Stone (Volume/Bag)
385 kg cement : 820 kg sand : 960 kg stone (Mass/m3)

3. Pre-cast concrete lintols to be used as support under top slab of pit.
4. All concrete aprons to be 1000mm wide.

MORTAR
Mixed proportions to be:
1 cement : 3 sand
(i.e.1 bag cement : 3 wheelbarrows (37 litres) sand)

BRICKWORK
Sub-structure
1. All pit lining / foundation brickwork to be solid NFP clay brick.
2. All internal surface of pit lining to be painted with two coats black expoxy paint installing Enviro-Loo units.

Super-structure
1. All external walls / partitions to be of clay face brick to SABS quality.
2. All cubicle partition walls to be 3 courses above door height.
3. All brickwork above door openings should have brickforce on evry course at least 3 courses.
4. Air bricks: Standard 230X152mm terra-cotta vermin proofed lourved air grating to be used above all window openings.

ROOF SHEETING
1. 0.6mm kliplock chromadek roof sheeting

ROOF TIMBER / CEILING
1. All roof timbers to be machined SABS treated wood with three coats of approved wood preservative.
2. Timber connections (Hurricane Clips) are required all intercessions between timber rafters and purlins.
3. Sisalation is to be applied interval under all roof surfaces.

METALWORK
1. All metalwork should be primed before installation.
2. All steel window should have 6x20mm flat bar burglar proofing.

PLUMBING
1. Double concrete wash trough to be used.
2. All wash troughs should be connected to the school's water supply system and the waste water should be piped to a soakaway.
3. The soakaway should be as per Engineer's detail and position to be determined on site.
4. Only 20mm and galvanised pipework should be used as connection from wall to the discharge points.

GLAZING
1. 6.28mm obscure safety glass

PAINTING
1. All paintwork to comply with SABS and PW371 specification.
2. All steel window and door frames including doors and fascia / barge boards to be discharge points.

GENERAL NOTES:

* ALL DIMENSIONS AND LEVELS ARE TO BE VERIFIED ON SITE PRIOR TO COMMENCING SETTING OUT , WORKSHOP DRAWINGS OR CONSTRUCTION .
* FIGURED DIMENSIONS ONLY TO BE USED .
* DISCREPANCIES , ERRORS AND OMISSIONS ARE TO BE REPORTED TO ARCHITECTS IMMEDIATELY THEY BECOME EVIDENT .
* SHOP DRAWINGS TO BE SUBMITTED FOR APPROVAL PRIOR TO MANUFACTURE OR INSTALLATION .
* COPYRIGHT AND RIGHT OF REPRODUCTION OF THIS DRAWINGS OR ANY POTION THEREOF IS RESERVED MLA ARCHITECTS .

Revisions During Construction

Rev #:	Issue Date:	Revision description:	Sign:

Revisions Prior to Construction

Rev #:	Issue Date:	Revision description:	Sign:

Issued for:			
Information	X	Construction	
Tender - Contract		Client Approval	
Measurement		Municipal Approval	

Detail Symbols

SRSQS Quantity Surveyors (Pty) Ltd
Kruger Office Park, Unit 6
100 Marshall Street
Polokwane, 0699
Tel: (015) 291 1005 | Fax: (086) 560 4404
www.srsqs.co.za

Client:
THE MVULA TRUST
A leading developmental NGO
THE MVULA TRUST LIMPOPO

Client project number: CLUSTER 04

Project Title:
PROPOSED NEW WATER, SANITATION AND FENCING FOR THE MVULA TRUST

Site information:
MATSIRI MOKGOKONG PRIMARY SCHOOL, GA-MOKGOKONG VILLAGE

EMIS NO.: 922220576

Project Architect:

Project Co-ordinator/Manager:

Project Architectural Technician:

Drawing Title:
ENVIROLOO PROTOTYPE - FEMALE 6 SEATS, MALE 3 SEAT, URINAL 4, DISABLED 2

Project number:	Drawing number:	Project Stage:	Drawing Revision:
-	101	Constr	0

Scale:	Drawn:	Checked:
AS SHOWN	TM	RM

First issue date:	Latest issue date:
2022/06/30	2022/08/16