



# LIMPOPO

PROVINCIAL GOVERNMENT  
REPUBLIC OF SOUTH AFRICA

---

DEPARTMENT OF  
PUBLIC WORKS, ROADS & INFRASTRUCTURE

TENDER NUMBER: LDPWRI- B/20564

**APPOINTMENT OF A TURNKEY CONTRACTOR FOR THE  
REFURBISHMENT OF THE  
PARLIAMENTARY CLUB HOUSE AT THE  
PARLIAMENTARY VILLAGE FOR 11 MONTHS**

**6GB OR HIGHER**

**Issued by:**

Limpopo Department of Public Works, Roads and Infrastructure  
Works Towers Building  
43 Church Street  
Polokwane  
0700

**Contact Person: General Queries**

Name : Mr NJ Motsopye,  
Tel No. : 015 284 7126  
Email : [motsopyen@dpw.limpopo.gov.za](mailto:motsopyen@dpw.limpopo.gov.za)

**Technical: Technical Queries**

Name : Ms. Modipa TR  
Tel No. : 015 284 7173  
Email : [modipatr@dpw.limpopo.gov.za](mailto:modipatr@dpw.limpopo.gov.za)

**Name of the Tenderer:**.....

# CONFIDENTIAL DOCUMENT

TENDER NO.: LDPWRI-B/20564 APPOINTMENT OF A TURNKEY CONTRACTOR FOR THE REFURBISHMENT OF THE PARLIAMENTARY CLUB HOUSE AT PARLIAMENTARY VILLAGE IN CAPRICORN DISTRICT



**LIMPOPO**  
PROVINCIAL GOVERNMENT  
REPUBLIC OF SOUTH AFRICA

DEPARTMENT OF  
PUBLIC WORKS, ROADS & INFRASTRUCTURE

## CONTENTS

Number	Heading	Page No.
The tender		
<b>Part T1: Tendering procedures</b>		
T1.1	Tender notice and invitation to tender	4
T1.2	Tender data	5
<b>Part T2: Returnable documents</b>		
T2.1	List of returnable documents	11
T2.2	Returnable schedules	12
<b>The Contract</b>		
<b>Part C1: Agreements and Contract data</b>		
C1.1	Form of offer and acceptance	42
C1.2	Contract data	46
C1.3	JV Agreement (if applicable)	47
<b>Part C2: Pricing data</b>		
C2.1	Pricing Instructions	54
C2.2	Bills of Quantities	56
<b>Part C3: Scope of works</b>		
C3.1	Scope of works	58
C3.2	The Expanded Public Works Programme – Scope of Works	62
C3.3	The Expanded Public Works Programme – Particular Specification	64
<b>Part C4: Site Information</b>		
C4.1	Preliminary Condition Assessment Report	

CONFIDENTIAL DOCUMENT

TENDER NO.: LDPWRI-B/20564 APPOINTMENT OF A TURNKEY CONTRACTOR FOR THE REFURBISHMENT OF THE PARLIAMENTARY CLUB HOUSE AT PARLIAMENTARY VILLAGE IN CAPRICORN DISTRICT

---



**LIMPOPO**  
PROVINCIAL GOVERNMENT  
REPUBLIC OF SOUTH AFRICA

---

DEPARTMENT OF  
PUBLIC WORKS, ROADS & INFRASTRUCTURE

## **PART T1: TENDERING PROCEDURE**

## CONFIDENTIAL DOCUMENT

**TENDER NO.: LDPWRI-B/20564 APPOINTMENT OF A TURNKEY CONTRACTOR FOR THE REFURBISHMENT OF THE PARLIAMENTARY CLUB HOUSE AT PARLIAMENTARY VILLAGE IN CAPRICORN DISTRICT**

### T1.1 TENDER NOTICE AND INVITATION TO TENDER

The Limpopo Department of Public Works, Roads and Infrastructure invites tenderers for the **APPOINTMENT OF A TURNKEY CONTRACTOR FOR THE REFURBISHMENT OF THE PARLIAMENTARY CLUB HOUSE AT PARLIAMENTARY VILLAGE IN THE CAPRICORN DISTRICT**. It is estimated that tenderers must have a CIDB contractor grading designation of **6GB**.

**The minimum number of EPWP work opportunities expected from this project is 10.**

The Conditions of Tender applicable to this contract are the Standard Conditions of Tender as contained in Annexure C of the CIDB Standard for Uniformity in Construction Procurement (August 2019) as published in Government Gazette No. 42622, Department of Public Works Notice 423 & SANS 10845. (See [www.cidb.org.za](http://www.cidb.org.za)), to which tenderers are referred to for their information purposes in relation to this Tender Data.

<b>Project Name</b>	<b>APPOINTMENT OF A TURNKEY CONTRACTOR FOR THE REFURBISHMENT OF THE PARLIAMENTARY CLUB HOUSE AT PARLIAMENTARY VILLAGE IN CAPRICORN DISTRICT</b>	
<b>Tender Number</b>	<b>LDPWRI-B/20564</b>	
<b>Tender documents availability</b>	Limpopo Department of Public Works, Roads and Infrastructure website	
<b>Address for submission of tenders</b>	DEPARTMENT OF PUBLIC WORKS, ROADS & INFRASTRUCTURE.  Physical address: Corner River and Blaauwberg Streets, Ladanna, 0699.	
<b>Closing date of the tender</b>	<b>As per Tender Bulletin</b>	
<b>Closing time of the tender</b>	<b>As per Tender Bulletin</b>	
<b>Compulsory briefing meeting</b> ( <i>Tenderers must sign the attendance register in the name of the tendering entity. Addenda (if any) will be issued only to those tendering entities appearing on the attendance register</i> )	Yes <input checked="" type="checkbox"/> No <input type="checkbox"/>	
	Meeting venue	Parliamentary Village
	Date	22/01/2026
	Time:	11H00
<b>Evaluation criteria</b>	1. Compliance with mandatory or compulsory requirements 2. Functionality 3. Price and Specific Goals	
<b>Mandatory or Compulsory Requirements</b> ( <i>failure to submit or comply with these requirements will lead to automatic disqualification</i> )	Only tenderers who are registered with the Construction Industry Development Board (CIDB) with designation of <b>6GB</b> or higher contractor grading determined in accordance with the sum tendered, or a value determined in accordance with Regulation 25 (1B) or 25(7A) of the Construction Industry Development Regulations are eligible to have their tenders evaluated.  Completed and signed Form of Offer and pricing Schedule	

## T1.2 TENDER DATA

Clause number	Tender Data
	<p>The conditions of tender are the Standard Conditions of Tender as contained in Annex C of Board Notice 423 of 2019 in Government Gazette No. 42622 of 08 August 2019, Construction Industry Development Board (CIDB) Standard for Uniformity in Construction Procurement. (See <a href="http://www.cidb.org.za">www.cidb.org.za</a>) which are reproduced without amendment or alteration for the convenience of tenderers as an Annex to this Tender Data.</p> <p>The Standard Conditions of Tender make several references to the Tender Data for details that apply specifically to this tender. The Tender Data shall have precedence in the interpretation of any ambiguity or inconsistency between it and the standard conditions of tender. Each item of data given below is cross-referenced to the clause in the Standard Conditions of Tender to which it mainly applies.</p> <p>The contractor shall achieve in the performance of the contract the Contract Participation Goals (CPG) relating to the engagement of targeted enterprises as established in the CIDB Standard for Indirect Targeting for Enterprise Development through Construction Works Contracts Gazette Notice <b>No. 36190 of 25 February 2013</b>. In this case, contractor shall provide a <b>minimum Contract Participation Goal (CPG) of 5%</b> of the total project value and develop targeted enterprises stated under C3 of this document.</p> <p>The following variations, amendments and additions to the Standard Conditions of Tender as set out in the Tender Data below shall apply to this tender. Add the following to clauses in Standard Conditions of Tender:</p>
C.1.1	The Employer is the <b>Limpopo Department of Public Works, Roads and Infrastructure</b>
C.1.2	<p><b>The Tender</b>  <b>Part T1: Tendering procedures</b>  T1.1 Tender notice and invitation to tender  T1.2 Tender data</p> <p><b>Part T2: Returnable documents</b>  T2.1 List of returnable documents  T2.2 Returnable schedules</p> <p><b>The Contract</b>  <b>Part C1: Agreements and contract data</b>  C1.1 Form of offer and acceptance  C1.2 Contract data  C1.3 Joint Venture Agreement (If Applicable)</p> <p><b>Part C2: Pricing data</b>  C2.1 Pricing instructions  C2.2 Bills of Quantities</p> <p><b>Part C3: Scope of work</b>  C3.1 Scope of Works  C3.2 The Expanded Public Works Programme – Scope of Works  C3.3: The Expanded Public Works Programme – Particular Specification</p>

# CONFIDENTIAL DOCUMENT

**TENDER NO.: LDPWRI-B/20564 APPOINTMENT OF A TURNKEY CONTRACTOR FOR THE REFURBISHMENT OF THE PARLIAMENTARY CLUB HOUSE AT PARLIAMENTARY VILLAGE IN CAPRICORN DISTRICT**

C.1.4	<p>All communications related to this tender should be directed to the persons indicated under Enquires on this tender document.</p> <p>Attention is also drawn to the fact that verbal information, given by the Employer's agent during site visits/clarification meetings or at any other time prior to the award of the Contract, will not be regarded as binding on the Employer. Only information issued formally by the Employer in writing to tenderers will be regarded as amending the Tender Documents.</p>
C.1.5	The employer reserve to cancel the tender prior to the award of the tender.
C1.6.3	A two-stage system will not be followed.
C.2.1	<p><b>Eligibility Criteria (Mandatory Requirements)</b></p> <p>Only those tenderers who satisfy the following eligibility criteria <b>and</b> who provide the required evidence in their tender submissions are eligible to submit tenders and have their tenders evaluated:</p> <ol style="list-style-type: none"> <li>The tenderer: <ol style="list-style-type: none"> <li>is registered in terms of the Companies Act, 2008 (Act 71 of 2008) or Close Corporation Act, 1984, (Act No. 69 of 1984) or, if a partnership, has in place a partnership agreement that enables the partnership to automatically continue to function in the event of a death or withdrawal of one of the partners;</li> <li>is not an unincorporated joint venture (i.e. the JV must be registered with CSD, CIPC and SARS as a JV, and all supporting documents must be submitted); and</li> </ol> </li> <li>The tenderer is registered on the National Treasury Central Supplier Data Base (<a href="https://secure.csd.gov.za">https://secure.csd.gov.za</a>).</li> <li>Eligibility in respect to CIDB</li> </ol> <p>Only tenderers who are registered with the Construction Industry Development Board (CIDB) with designation of <b>6GB</b> or higher contractor grading determined in accordance with the sum tendered, or a value determined in accordance with Regulation 25 (1B) or 25(7A) of the Construction Industry Development Regulations are eligible to have their tenders evaluated.</p> <p>Joint ventures are eligible to submit tenders provided that:</p> <ol style="list-style-type: none"> <li>Every member of the joint venture is registered with the CIDB.</li> <li>The lead partner has a contractor grading designation General building works as follows: 2.1 <b>6GB</b> or higher.</li> <li>The combined contractor grading designation calculated in accordance with the Construction Industry Development Regulations is equal to or higher than a contractor grading designation determined in accordance with the sum tendered for an elevator maintenance and service – Infrastructure or a value determined in accordance with Regulation 25 (1B) or 25(7A) of the Construction Industry Development Regulations.</li> </ol>
C2.2	<p><b>Cost of tendering</b></p> <p>The tenderer accept that, unless otherwise stated in the tender data, the employer will not compensate the tenderer for any costs incurred in the preparation and submission of a tender offer, including the costs of any testing necessary to demonstrate that aspects of the offer complies with requirements</p>

# CONFIDENTIAL DOCUMENT

**TENDER NO.: LDPWRI-B/20564 APPOINTMENT OF A TURNKEY CONTRACTOR FOR THE REFURBISHMENT OF THE PARLIAMENTARY CLUB HOUSE AT PARLIAMENTARY VILLAGE IN CAPRICORN DISTRICT**

C.2.7	<p><b>Compulsory site briefing</b></p> <p>A compulsory briefing meeting will be held as per the details in the Tender Bulletin.</p>
C.2.11	<p><b>Alterations to the documents</b></p> <p>Tenderers are required to not make any alterations or additions to the tender documents, except to comply with instructions issued by the employer, or necessary to correct errors made by the tenderer. All signatories to the tender offer shall initial all such alterations</p>
C.2.12	<p><b>Alternative tender offer</b></p> <p>No alternative tender offer is permitted in this tender.</p>
C.2.13.2	<p><b>Replace sub-clause C.2.13.2 with the following:</b> Return all returnable documents to the employer after completing them in their entirety by writing in <b>non-erasable black ink</b></p>
C.2.13.3	Parts of each tender offer communicated on paper shall be submitted as an original
C.2.13.4	The tender shall be signed by a person duly authorized to do so.
C.2.13.5	<p>The employer's details and address for delivery of tender offers and identification details that are to be shown on each tender offer package are:</p> <p><b>Location of tender box: DEPARTMENT OF PUBLIC WORKS, ROADS &amp; INFRASTRUCTURE.</b>  <b>Physical address: Corner River and Blaauwberg Streets, Ladanna, 0699</b>  <b>Identification details:</b> Sealed Tender with Tender reference number, Title of Tender and the closing date and time of the tender.</p>
C.2.15.1	The closing time for submission of tender offers is as stated in the Tender Notice and Invitation to Tender. Telephonic, telegraphic, telex, facsimile or e-mailed tender offers will not be accepted.
C.2.16.1	The tender offer validity period is <b>120 days</b> .
C.2.16.2	The tender accepts that a tender submission that has been submitted to the employer may only be withdrawn or substituted by giving the employer's agent written notice before the closing time for tenders that a tender is to be withdrawn or substituted. If the validity period stated in C.2.16 lapses before the employer-evaluating tender, the contractor reserves the right to review the price based on Consumer Price Index (CPI).
C.3.1	<p>The tenderer is required to indicate how they claim points for each preference point system and attached relevant supporting documents. The specific goals for claiming of preference points include the following:</p> <ul style="list-style-type: none"> <li>- Enterprises owned by People with Disabilities (Submit: Disability certificate issued by health professionals)</li> <li>- Enterprises owned by Women (Submit: Central Supplier Database (CSD).</li> <li>- Small, Medium and Micro Enterprises (SMMEs) (Submit: Central Supplier Database (CSD).</li> <li>- Enterprises owned by Youth (Central Supplier Database (CSD).</li> <li>- Enterprises located in Limpopo Province (Central Supplier Database (CSD).</li> </ul> <p><b>NOTE:</b> The means of verification as indicated in bold above <b>MUST BE SUBMITTED</b> in order for the claimed points to be awarded.</p>

# CONFIDENTIAL DOCUMENT

TENDER NO.: LDPWRI-B/20564 APPOINTMENT OF A TURNKEY CONTRACTOR FOR THE REFURBISHMENT OF THE PARLIAMENTARY CLUB HOUSE AT PARLIAMENTARY VILLAGE IN CAPRICORN DISTRICT

	<p><b>CIDB Grading Certificate</b></p> <p>Tenders are required to provide proof of registration with the CIDB register of contractors indicating the category of registration, grading as well as the CRS number of the tenderer.</p> <p><b>Letter of Good Standing</b></p> <p>Tender are required to submit, bound with the tender submission, a letter of good from the Compensation commissioner indicating that the tenderer is in good standing.</p>																		
C3.2	Notwithstanding any requests for confirmation of receipt of Addenda issued, the tenderer shall be deemed to have received such addenda if the employer can show proof of transmission thereof (or a notice in respect thereof) via electronic mail, facsimile or registered post.																		
C.3.2.1	Tenders will <b>not</b> be opened immediately after the closing time for tenders.																		
C.3.2.2	<p>The tenderers will be evaluated in three stages:</p> <p>a) <b>Stage 1: Eligibility and Administrative Compliance:</b> The Compliance or compulsory documents and returnable are detailed in Section T.2.1 of this tender document. Failure to submit, complete or comply with these requirements will lead to automatic disqualification.</p> <p>b) <b>Stage 2: Functionality:</b> Functionality of responsive bids submitted will be evaluated according to the predetermined criteria described below. Bidders are required to score a minimum number of evaluation points of <b>70</b> for functionality in order to proceed to the next phase of evaluation.</p> <table border="1" style="margin-left: 40px;"> <thead> <tr> <th>CRITERIA</th><th>DESCRIPTION</th><th>POINTS</th></tr> </thead> <tbody> <tr> <td>Bidder's previous experience</td><td>Bidder's past experience (new construction and building maintenance)</td><td>35</td></tr> <tr> <td>Key Personnel</td><td>Background and experience of all key personnel proposed to undertake the services</td><td>40</td></tr> <tr> <td>Plant</td><td>List of plant owned</td><td>10</td></tr> <tr> <td>Bank Rating</td><td>Letter from Financial Institution showing the Bank rating</td><td>15</td></tr> <tr> <td colspan="2"><b>Maximum Possible Points</b></td><td><b>100</b></td></tr> </tbody> </table> <p>c) <b>Stage 3: Price and Specific Goals</b></p> <p>The procedure for final evaluation of responsive tenders is Method 2 (Financial offer and specific goals). The total number of tender evaluation points (<math>T_{EV}</math>) shall be determined in accordance with the following formula.</p> $T_{EV} = N_{FO} + N_P$ <p><math>N_{FO}</math> is the number of tender evaluation points awarded for the financial offer made. The score for financial offer is calculated using the following formula:</p> $P = A * \left( 1 - \frac{(P_o - P_m)}{P_m} \right)$ <p>Where:</p> <p>A is 80 since the estimated financial value of works inclusive of VAT is equals or is less than R 50,000,000.00.</p>	CRITERIA	DESCRIPTION	POINTS	Bidder's previous experience	Bidder's past experience (new construction and building maintenance)	35	Key Personnel	Background and experience of all key personnel proposed to undertake the services	40	Plant	List of plant owned	10	Bank Rating	Letter from Financial Institution showing the Bank rating	15	<b>Maximum Possible Points</b>		<b>100</b>
CRITERIA	DESCRIPTION	POINTS																	
Bidder's previous experience	Bidder's past experience (new construction and building maintenance)	35																	
Key Personnel	Background and experience of all key personnel proposed to undertake the services	40																	
Plant	List of plant owned	10																	
Bank Rating	Letter from Financial Institution showing the Bank rating	15																	
<b>Maximum Possible Points</b>		<b>100</b>																	



CONFIDENTIAL DOCUMENT

TENDER NO.: LDPWRI-B/20564 APPOINTMENT OF A TURNKEY CONTRACTOR FOR THE REFURBISHMENT OF THE PARLIAMENTARY CLUB HOUSE AT PARLIAMENTARY VILLAGE IN CAPRICORN DISTRICT

	<p><math>P</math> is the points awarded to the tender under consideration</p> <p><math>P_m</math> is the lowest Comparative tender price</p> <p><math>P_o</math> is the comparative price under consideration</p> <p><math>N_p</math> is the number of tender evaluation points awarded for preferences claimed in accordance with the Preferencing Schedule in 3.18</p> <p>The award will only be issued to contractors with valid Tax Clearance certificates, active CIDB grading and the contractor who meets all the legislative requirement – this shall be verified by SCM in line with the departmental SCM Policy.</p>
--	--



**LIMPOPO**  
PROVINCIAL GOVERNMENT  
REPUBLIC OF SOUTH AFRICA

---

DEPARTMENT OF  
PUBLIC WORKS, ROADS & INFRASTRUCTURE

## **PART T2: RETURNABLE DOCUMENTS**



LIMPOPO  
PROVINCIAL GOVERNMENT  
REPUBLIC OF SOUTH AFRICA

DEPARTMENT OF

PUBLIC WORKS, ROADS & INFRASTRUCTURE

## T2.1 : LIST OF RETURNABLE DOCUMENTS

1. The following documents **must** be submitted by the bidder as part of the tender document:
  - a) Fully Completed Pricing Schedule
  - b) Fully Completed and signed Form of Offer
  - c) Submission of fully completed and signed Standard Bidding Documents
    - 1.1. SBD 1: Invitation to bid
    - 1.2. SBD 3.1 : Pricing Schedule – Firm Prices
    - 1.3. SBD 4: Bidder's Disclosure
    - 1.4. SBD 6.1: Reference Points claim form in terms of the Preferential Procurement Regulations 2022 or amended
  - d) Fully completed signed Record of Addenda to tender documents
  - e) Fully completed signed Proposed Amendments and Qualifications (if applicable)
  - f) Fully completed signed Compulsory Declaration
  - g) Fully completed signed Certificate of Authority
  - h) CSD Report
  - i) Valid CIDB grading certificate
  - j) COIDA (Compensation for Occupational Injuries and Diseases) registration certificate, e.g. Letter of Good Standing
  - k) JV Agreement (if applicable)
2. Failure to submit the following will lead to automatic disqualification:
  - a) Fully Completed Pricing Schedule
  - b) Fully Completed and signed Form of Offer
  - c) Fully completed signed Compulsory Declaration
  - d) SBD 4: Bidder's Disclosure
  - e) Fully completed signed Certificate of Authority
  - f) JV Agreement (if applicable)
3. The following returnable documents are **required for tender evaluation purposes. Tenderers will not be disqualified for failure to submit or complete these returnable documents. However, it will affect the awarding of points during evaluations.**
  - a. Practical and Final completion certificates on the completed projects.
  - b. List of plant owned and /or leased and proof of ownership.
  - c. Curriculum Vitae of all key staff allocated to this project, indicating their experience and qualifications and professional registration with relevant council or body.
  - d. Certified copies (not older than 6 months) of all qualifications, professional registrations and training
  - e. Certified copy of the company's directors' identity documents not older than six (6) months. No copy of a certified copy will be accepted.
  - f. Letter from Financial Institution showing the Bank rating.
  - g. Annual Financial Statements
  - h. Proof of company address

CONFIDENTIAL DOCUMENT

TENDER NO.: LDPWRI-B/20564 APPOINTMENT OF A TURNKEY CONTRACTOR FOR THE REFURBISHMENT OF THE PARLIAMENTARY CLUB HOUSE AT PARLIAMENTARY VILLAGE IN CAPRICORN DISTRICT



**LIMPOPO**  
PROVINCIAL GOVERNMENT  
REPUBLIC OF SOUTH AFRICA

**DEPARTMENT OF  
PUBLIC WORKS, ROADS & INFRASTRUCTURE**

**T 2.2: RETURNABLE SCHEDULE**

No.	Document Name	Disqualifying Criteria?
1.	Fully Completed Pricing Schedule	<input checked="" type="checkbox"/> Yes <input type="checkbox"/> No
2.	Fully Completed and signed Form of Offer	<input checked="" type="checkbox"/> Yes <input type="checkbox"/> No
3.	SBD 1: Invitation to bid	<input type="checkbox"/> Yes <input checked="" type="checkbox"/> No
4.	SBD 3.1: Pricing Schedule – Firm Prices	<input type="checkbox"/> Yes <input checked="" type="checkbox"/> No
5.	SBD 4: Bidder's Disclosure	<input checked="" type="checkbox"/> Yes <input type="checkbox"/> No
6.	SBD 6.1: Reference Points claim form in terms of the Preferential Procurement Regulations 2022 or amended	<input type="checkbox"/> Yes <input checked="" type="checkbox"/> No
7.	Record of Addenda to tender documents	<input type="checkbox"/> Yes <input checked="" type="checkbox"/> No
8.	Proposed Amendments and Qualifications	<input type="checkbox"/> Yes <input checked="" type="checkbox"/> No
9.	Compulsory Declaration	<input checked="" type="checkbox"/> Yes <input type="checkbox"/> No
10.	Certificate of Authority	<input checked="" type="checkbox"/> Yes <input type="checkbox"/> No
11.	CSD Report	<input type="checkbox"/> Yes <input checked="" type="checkbox"/> No
12.	JV Agreement (if applicable)	<input checked="" type="checkbox"/> Yes <input type="checkbox"/> No
13.	Valid CIDB grading certificate	<input type="checkbox"/> Yes <input checked="" type="checkbox"/> No
14.	COIDA (Compensation for Occupational Injuries and Diseases) registration certificate, e.g. Letter of Good Standing	<input type="checkbox"/> Yes <input checked="" type="checkbox"/> No
15.	Annual financial statements that comply with the with the companies act and must not be older than 18 months	<input type="checkbox"/> Yes <input checked="" type="checkbox"/> No
16.	Letter from Financial Institution showing the Bank rating	<input type="checkbox"/> Yes <input checked="" type="checkbox"/> No
17.	Practical and Final completion certificates on the completed projects.	<input type="checkbox"/> Yes <input checked="" type="checkbox"/> No
18.	List of plant owned and /or leased and proof of ownership.	<input type="checkbox"/> Yes <input checked="" type="checkbox"/> No
19.	Proof of company address	<input type="checkbox"/> Yes <input checked="" type="checkbox"/> No
20.	Curriculum Vitae & Qualifications of all key staff	<input type="checkbox"/> Yes <input checked="" type="checkbox"/> No

CONFIDENTIAL DOCUMENT

**TENDER NO.: LDPWRI-B/20564 APPOINTMENT OF A TURNKEY CONTRACTOR FOR THE REFURBISHMENT OF THE PARLIAMENTARY CLUB HOUSE AT PARLIAMENTARY VILLAGE IN CAPRICORN DISTRICT**



**LIMPOPO**

PROVINCIAL GOVERNMENT  
REPUBLIC OF SOUTH AFRICA

DEPARTMENT OF

**PUBLIC WORKS, ROADS & INFRASTRUCTURE**

**Record of Addenda to tender documents**

We confirm that the following communications received from the Employer before the submission of this tender offer, amending the tender documents, have been taken into account in this tender offer:

No.	Date	Title or Details
1.		
2.		
3.		
4.		
5.		
6.		
7.		
8.		
9.		
10.		

Attach additional pages if more space is required.

Signed \_\_\_\_\_ Date \_\_\_\_\_

Name \_\_\_\_\_ Position \_\_\_\_\_

Tenderer \_\_\_\_\_

CONFIDENTIAL DOCUMENT

TENDER NO.: LDPWRI-B/20564 APPOINTMENT OF A TURNKEY CONTRACTOR FOR THE REFURBISHMENT OF THE PARLIAMENTARY CLUB HOUSE AT PARLIAMENTARY VILLAGE IN CAPRICORN DISTRICT



**LIMPOPO**  
PROVINCIAL GOVERNMENT  
REPUBLIC OF SOUTH AFRICA

DEPARTMENT OF  
PUBLIC WORKS, ROADS & INFRASTRUCTURE

## Proposed amendments and qualifications

The Tenderer should record any deviations or qualifications he may wish to make to the tender documents in this Returnable Schedule. Alternatively, a tenderer may state such deviations and qualifications in a covering letter to his tender and reference such letter in this schedule.

Page	Clause or item	Proposal

Signed

Date

Name

Position

Tenderer

The Tenderer's attention is drawn to clause 5.8 of SANS 10845-3 regarding the employer's handling of material deviations and qualifications.

**CONFIDENTIAL DOCUMENT**

**TENDER NO.: LDPWRI-B/20564 APPOINTMENT OF A TURNKEY CONTRACTOR FOR THE REFURBISHMENT OF THE PARLIAMENTARY CLUB HOUSE AT PARLIAMENTARY VILLAGE IN CAPRICORN DISTRICT**



**LIMPOPO**

PROVINCIAL GOVERNMENT  
REPUBLIC OF SOUTH AFRICA

DEPARTMENT OF

**PUBLIC WORKS, ROADS & INFRASTRUCTURE**

## Compulsory Declaration

The following particulars must be furnished. In the case of a joint venture, separate declaration in respect of each partner must be completed and submitted.

### Section 1: Enterprise Details

<b>Name of enterprise:</b>	
<b>Contact person:</b>	
<b>Email:</b>	
<b>Telephone:</b>	
<b>Cell no</b>	
<b>Fax:</b>	
<b>Physical address</b>	
<b>Postal address</b>	

### Section 2: Particulars of companies and close corporations

<b>Company / Close Corporation registration number</b>	
--	--

### Section 3: SARS Information

<b>Tax reference number</b>	
<b>VAT registration number:</b>	(State if not registered for VAT)

### Section 4: CIDB registration number : N/A

### Section 5: National Treasury Central Supplier Database

<b>Supplier Number/ Unique registration reference number</b>	
--	--

### Section 6: Particulars of principals

**principal:** means a natural person who is a partner in a partnership, a sole proprietor, a director of a company established in terms of the Companies Act of 2008 (Act No. 71 of 2008) or a member of a close corporation registered in terms of the Close Corporation Act, 1984, (Act No. 69 of 1984).

Full name of principal	Identity number	Personal tax reference number

Attach separate page if necessary

# CONFIDENTIAL DOCUMENT

TENDER NO.: LDPWRI-B/20564 APPOINTMENT OF A TURNKEY CONTRACTOR FOR THE REFURBISHMENT OF THE PARLIAMENTARY CLUB HOUSE AT PARLIAMENTARY VILLAGE IN CAPRICORN DISTRICT

## Section 7: Record in the service of the state

Indicate by marking the relevant boxes with a cross, if any principal is currently or has been within the last 12 months in the service of any of the following:

- |  |  |
|--|--|
| <input type="checkbox"/> a member of any municipal council                                     | <input type="checkbox"/> an employee of any department, national or provincial public entity or constitutional institution within the meaning of the Public Finance Management Act of 1999 (Act No. 1 of 1999) |
| <input type="checkbox"/> a member of any provincial legislature                                | <input type="checkbox"/> a member of an accounting authority of any national or provincial public entity   |
| <input type="checkbox"/> a member of the National Assembly or the National Council of Province | <input type="checkbox"/> an employee of Parliament or a provincial legislature   |
| <input type="checkbox"/> a member of the board of directors of any municipal entity            |  |
| <input type="checkbox"/> an official of any municipality or municipal entity                   |  |

If any of the above boxes are marked, disclose the following:

Name of principal	Name of institution, public office, board or organ of state and position held	Status of service (tick appropriate column)	
		Current	Within last 12 months

\*insert separate page if necessary

## Section 8: Record of family member in the service of the state

**family member:** a person's spouse, whether in a marriage or in a customary union according to indigenous law, domestic partner in a civil union, or child, parent, brother, sister, whether such a relationship results from birth, marriage or adoption

Indicate by marking the relevant boxes with a cross, if any family member of a principal as defined in section 5 is currently or has been within the last 12 months been in the service of any of the following:

- |  |   |
|--|---|
| <input type="checkbox"/> a member of any municipal council                                     | <input type="checkbox"/> an employee of any provincial department, national or provincial public entity or constitutional institution within the meaning of the Public Finance Management Act, 1999 (Act 1 of 1999) |
| <input type="checkbox"/> a member of any provincial legislature                                | <input type="checkbox"/> a member of an accounting authority of any national or provincial public entity  |
| <input type="checkbox"/> a member of the National Assembly or the National Council of Province | <input type="checkbox"/> an employee of Parliament or a provincial legislature  |
| <input type="checkbox"/> a member of the board of directors of any municipal entity            |   |
| <input type="checkbox"/> an official of any municipality or municipal entity                   |   |

Name of family member	Name of institution, public office, board or organ of state and position held	Status of service (tick appropriate column)	
		Current	Within last 12 months

\*insert separate page if necessary



**Section 9: Record of termination of previous contracts with an organ of state**

Was any contract between the tendering entity including any of its joint venture partners terminated during the past 5 years for reasons other than the employer no longer requiring such works or the employer failing to make payment in terms of the contract.

☐ Yes ☐ No (Tick appropriate box)

If yes, provide particulars (interest separate page if necessary)

**Section 10: Declaration**

The undersigned, who warrants that he / she is duly authorised to do so on behalf of the tendering entity confirms that the contents of this Declaration are within my personal knowledge, and save where stated otherwise in an attachment hereto, are to the best of my belief both true and correct, and:

- i) neither the name of the tendering entity or any of its principals appears on:
  - a) the Register of Tender Defaulters established in terms of the Prevention and Combating of Corrupt Activities Act of 2004 (Act No. 12 of 2004)
  - b) National Treasury's Database of Restricted Suppliers (see [www.treasury.gov.za](http://www.treasury.gov.za))
- ii) neither the tendering entity or any of its principals has within the last five years been convicted of fraud or corruption by a court of law (including a court outside of the Republic of South Africa);
- iii) any principal who is presently employed by the state has the necessary permission to undertake remunerative work outside such employment (attach permission to this declaration);
- iv) the tendering entity is not associated, linked or involved with any other tendering entities submitting tender offers
- v) has not engaged in any prohibited restrictive horizontal practices including consultation, communication, agreement, or arrangement with any competing or potential tendering entity regarding prices, geographical areas in which goods and services will be rendered, approaches to determining prices or pricing parameters, intentions to submit a tender or not, the content of the submission (specification, timing, conditions of contract etc) or intention to not win a tender;
- vi) has no other relationship with any of the tenderers or those responsible for compiling the scope of work that could cause or be interpreted as a conflict of interest;
- vii) neither the tenderer or any of its principals owes municipal rates and taxes or municipal service charges to any municipality or a municipal entity and are not in arrears for more than 3 months;
- viii) SARS may, on an on-going basis during the term of the contract, disclose the tenderer's tax compliance status to the Employer and when called upon to do so, obtain the written consent of any subcontractors who are subcontracted to execute a portion of the contract that is entered into in excess of the threshold prescribed by the National Treasury, for SARS to do likewise.

Signed \_\_\_\_\_ Date \_\_\_\_\_

Name \_\_\_\_\_ Position \_\_\_\_\_

Enterprise \_\_\_\_\_

# CONFIDENTIAL DOCUMENT

TENDER NO.: LDPWRI-B/20564 APPOINTMENT OF A TURNKEY CONTRACTOR FOR THE REFURBISHMENT OF THE PARLIAMENTARY CLUB HOUSE AT PARLIAMENTARY VILLAGE IN CAPRICORN DISTRICT



**LIMPOPO**  
PROVINCIAL GOVERNMENT  
REPUBLIC OF SOUTH AFRICA

DEPARTMENT OF

**PUBLIC WORKS, ROADS & INFRASTRUCTURE**

## Certificate Of Authority

Indicate the status of the tenderer by ticking the appropriate box hereunder. The tenderer must complete the certificate set out below for the relevant category.

**NB: Complete relevant section. Do not write "See Attached"**

A Company	B Partnership	C Joint Venture	D Sole Proprietor	E Close Corporation

### A. Certificate for company

I, ....., chairperson of the board of directors of  
....., hereby confirm that by resolution of the board (copy attached)  
taken on .....20..., Mr/Mrs.....acting in the capacity  
of....., was authorised to sign all documents in connection with this  
tender and any contract resulting from it on behalf of the company.

As witness

1.....  
Chairman  
2.....  
Date

### B. Certificate of partnership

We, the undersigned, being the key partners in the business trading as .....

hereby authorise Mr/Mrs....., acting in the capacity  
of.....to sign all documents in connection with the tender for  
Contract.....and any contract resulting from it on our behalf.

NAME	ADDRESS	SIGNATURE	DATE

NOTE: This certificate is to be completed and signed by all of the key partners upon whom rests the direction of the affairs of the Partnership as a whole.

**CONFIDENTIAL DOCUMENT**

**TENDER NO.: LDPWRI-B/20564 APPOINTMENT OF A TURNKEY CONTRACTOR FOR THE REFURBISHMENT OF THE PARLIAMENTARY CLUB HOUSE AT PARLIAMENTARY VILLAGE IN CAPRICORN DISTRICT**

**C. Certificate for Joint Venture**

We, the undersigned, are submitting this tender offer in Joint Venture and hereby authorise Mr/Mrs....., authorised signatory of the company ....., acting in the capacity of lead partner, to sign all documents in connection with the tender offer for Contract..... and any other contract resulting from it on our behalf.

This authorisation is evidenced by the attached power of attorney signed by legally authorised signatories of all the partners to the Joint Venture.

NAME OF FIRM	ADDRESS	AUTHORISING SIGNATURE, NAME & CAPACITY

**D. Certificate for sole proprietor**

I, ....., hereby confirm that I am the sole owner of the business trading as.....

As Witness:

1.....  
Signature: Sole owner

2.....  
Date

**E. Certificate for Close Corporation**

We, the undersigned, being the key members in the business trading as..... hereby authorise Mr/Mrs..... acting in the capacity of..... to sign all documents in connection with the tender for Contract..... and any contract resulting from it on our behalf.

NAME	ADDRESS	SIGNATURE	DATE

NOTE: This certificate is to be completed and signed by all the key members upon whom rests the direction of the affairs of the Close Corporation as a whole

## SBD 1

## PART A: INVITATION TO BID

<b>YOU ARE HEREBY INVITED TO TENDER FOR REQUIREMENTS OF THE LIMPOPO DEPARTMENT OF PUBLIC WORKS, ROADS AND INFRASTRUCTURE</b>					
<b>TENDER NUMBER:</b>	LDPWRI-B/20564	<b>CLOSING DATE</b>	04/02/2026	<b>CLOSING TIME:</b>	11:00am
<b>DESCRIPTION</b>	APPOINTMENT OF A TURNKEY CONTRACTOR FOR THE REFURBISHMENT OF THE PARLIAMENTARY CLUB HOUSE AT PARLIAMENTARY VILLAGE IN CAPRICORN DISTRICT				
TENDER RESPONSE DOCUMENTS MAY BE DEPOSITED IN THE TENDER BOX SITUATED AT (STREET ADDRESS):					
DEPARTMENT OF PUBLIC WORKS, ROADS & INFRASTRUCTURE					
Physical address: Corner River and Blaauwberg Streets, Ladanna, 0699.					
<b>TENDERING PROCEDURE ENQUIRIES MAY BE DIRECTED TO</b>					
<b>CONTACT PERSON</b>	Mr. NJ Motsopye				
<b>TELEPHONE NUMBER</b>	0152847126	<b>E-MAIL ADDRESS</b>	motsopyen@dpw.limpopo.gov.za		
<b>CONTACT PERSON (TECHNICAL)</b>	Ms TR Modipa				
<b>TELEPHONE NUMBER</b>	015 284 7424	<b>E-MAIL ADDRESS</b>	modipar@dpw.limpopo.gov.za		
<b>SUPPLIER INFORMATION</b>					
<b>NAME OF TENDERER</b>					
<b>POSTAL ADDRESS</b>					
<b>STREET ADDRESS</b>					
<b>TELEPHONE NUMBER</b>	<b>CODE</b>		<b>NUMBER</b>		
<b>CELLPHONE NUMBER</b>					
<b>E-MAIL ADDRESS</b>					
<b>VAT REGISTRATION NUMBER</b>					
<b>SUPPLIER COMPLIANCE STATUS</b>	<b>TAX COMPLIANCE SYSTEM PIN</b>		<b>OR</b>	<b>CENTRAL SUPPLIER DATABASE No:</b>	<b>MAAA</b>
<b>ARE YOU THE ACCREDITED REPRESENTATIVE IN SOUTH AFRICA FOR THE GOODS /SERVICES /WORKS OFFERED?</b>	<input type="checkbox"/> Yes <input type="checkbox"/> No [IF YES ENCLOSE PROOF]		<b>ARE YOU A FOREIGN BASED SUPPLIER FOR THE GOODS /SERVICES /WORKS OFFERED?</b>		<input type="checkbox"/> Yes <input type="checkbox"/> No [IF YES, ANSWER THE QUESTIONNAIRE BELOW]
<b>QUESTIONNAIRE TO TENDERING FOREIGN SUPPLIERS</b>					
IS THE ENTITY A RESIDENT OF THE REPUBLIC OF SOUTH AFRICA (RSA)?			<input type="checkbox"/> YES <input type="checkbox"/> NO		
DOES THE ENTITY HAVE A BRANCH IN THE RSA?			<input type="checkbox"/> YES <input type="checkbox"/> NO		
DOES THE ENTITY HAVE A PERMANENT ESTABLISHMENT IN THE RSA?			<input type="checkbox"/> YES <input type="checkbox"/> NO		
DOES THE ENTITY HAVE ANY SOURCE OF INCOME IN THE RSA?			<input type="checkbox"/> YES <input type="checkbox"/> NO		
IS THE ENTITY LIABLE IN THE RSA FOR ANY FORM OF TAXATION?			<input type="checkbox"/> YES <input type="checkbox"/> NO		
IF THE ANSWER IS "NO" TO ALL OF THE ABOVE, THEN IT IS NOT A REQUIREMENT TO REGISTER FOR A TAX COMPLIANCE STATUS SYSTEM PIN CODE FROM THE SOUTH AFRICAN REVENUE SERVICE (SARS) AND IF NOT REGISTER AS PER 2.3 BELOW.					

**PART B: TERMS AND CONDITIONS FOR TENDERING**

**1. TENDER SUBMISSION:**

- 1.1. TENDERS MUST BE DELIVERED BY THE STIPULATED TIME TO THE CORRECT ADDRESS. LATE TENDERS WILL NOT BE ACCEPTED FOR CONSIDERATION.
- 1.2. **ALL TENDERS MUST BE SUBMITTED ON THE OFFICIAL FORMS PROVIDED-(NOT TO BE RE-TYPED) OR IN THE MANNER PRESCRIBED IN THE TENDER DOCUMENT.**
- 1.3. THIS TENDER IS SUBJECT TO THE PREFERENTIAL PROCUREMENT POLICY FRAMEWORK ACT, 2000 AND THE PREFERENTIAL PROCUREMENT REGULATIONS, 2022, THE GENERAL CONDITIONS OF CONTRACT (GCC) AND, IF APPLICABLE, ANY OTHER SPECIAL CONDITIONS OF CONTRACT.
- 1.4. **THE SUCCESSFUL TENDERER WILL BE REQUIRED TO FILL IN AND SIGN A WRITTEN CONTRACT FORM (SBD7).**

**2. TAX COMPLIANCE REQUIREMENTS**

- 2.1 TENDERERS MUST ENSURE COMPLIANCE WITH THEIR TAX OBLIGATIONS.
- 2.2 TENDERERS ARE REQUIRED TO SUBMIT THEIR UNIQUE PERSONAL IDENTIFICATION NUMBER (PIN) ISSUED BY SARS TO ENABLE THE ORGAN OF STATE TO VERIFY THE TAXPAYER'S PROFILE AND TAX STATUS.
- 2.3 APPLICATION FOR TAX COMPLIANCE STATUS (TCS) PIN MAY BE MADE VIA E-FILING THROUGH THE SARS WEBSITE [WWW.SARS.GOV.ZA](http://WWW.SARS.GOV.ZA).
- 2.4 TENDERERS MAY ALSO SUBMIT A PRINTED TCS CERTIFICATE TOGETHER WITH THE TENDER.
- 2.5 IN TENDERS WHERE CONSORTIA / JOINT VENTURES / SUB-CONTRACTORS ARE INVOLVED, EACH PARTY MUST SUBMIT A SEPARATE TCS CERTIFICATE / PIN / CSD NUMBER.
- 2.6 WHERE NO TCS PIN IS AVAILABLE BUT THE TENDERER IS REGISTERED ON THE CENTRAL SUPPLIER DATABASE (CSD), A CSD NUMBER MUST BE PROVIDED.
- 2.7 NO TENDERS WILL BE CONSIDERED FROM PERSONS IN THE SERVICE OF THE STATE, COMPANIES WITH DIRECTORS WHO ARE PERSONS IN THE SERVICE OF THE STATE, OR CLOSE CORPORATIONS WITH MEMBERS PERSONS IN THE SERVICE OF THE STATE."

**NB: FAILURE TO PROVIDE / OR COMPLY WITH ANY OF THE ABOVE PARTICULARS MAY RENDER THE TENDER INVALID.**

SIGNATURE OF TENDERER:

.....

CAPACITY UNDER WHICH THIS TENDER IS SIGNED:

.....

(Proof of authority must be submitted e.g. company resolution)

DATE:

.....



**LIMPOPO**  
PROVINCIAL GOVERNMENT  
REPUBLIC OF SOUTH AFRICA

**DEPARTMENT OF  
PUBLIC WORKS, ROADS & INFRASTRUCTURE**

## **SBD 4: BIDDER'S DISCLOSURE**

### **1. PURPOSE OF THE FORM**

Any person (natural or juristic) may make an offer or offers in terms of this invitation to bid. In line with the principles of transparency, accountability, impartiality, and ethics as enshrined in the Constitution of the Republic of South Africa and further expressed in various pieces of legislation, it is required for the bidder to make this declaration in respect of the details required hereunder.

Where a person/s are listed in the Register for Tender Defaulters and / or the List of Restricted Suppliers, that person will automatically be disqualified from the bid process.

### **2. Bidder's declaration**

2.1. Is the bidder, or any of its directors / trustees / shareholders / members / partners or any person having a controlling interest<sup>1</sup> in the enterprise, employed by the state? **YES/NO**

2.1.1. If so, furnish particulars of the names, individual identity numbers, and, if applicable, state employee numbers of sole proprietor/ directors / trustees / shareholders / members/ partners or any person having a controlling interest in the enterprise, in table below.

<b>Full Name</b>	<b>Identity Number</b>	<b>Name of State institution</b>

<sup>1</sup> the power, by one person or a group of persons holding the majority of the equity of an enterprise, alternatively, the person/s having the deciding vote or power to influence or to direct the course and decisions of the enterprise.

2.2. Do you, or any person connected with the bidder, have a relationship with any person who is employed by the procuring institution? **YES/NO**

2.2.1. If so, furnish particulars:

.....  
.....

2.3. Does the bidder or any of its directors / trustees / shareholders / members / partners or any person having a controlling interest in the enterprise have any interest in any other related enterprise whether or not they are bidding for this contract? **YES/NO**

2.3.1 If so, furnish particulars:

.....  
.....

### 3 DECLARATION

I, the undersigned, (name)..... in submitting the accompanying bid, do hereby make the following statements that I certify to be true and complete in every respect:

- 3.1 I have read and I understand the contents of this disclosure;
- 3.2 I understand that the accompanying bid will be disqualified if this disclosure is found not to be true and complete in every respect;
- 3.3 The bidder has arrived at the accompanying bid independently from, and without consultation, communication, agreement or arrangement with any competitor. However, communication between partners in a joint venture or consortium<sup>2</sup> will not be construed as collusive bidding.
- 3.4 In addition, there have been no consultations, communications, agreements or arrangements with any competitor regarding the quality, quantity, specifications, prices, including methods, factors or formulas used to calculate prices, market allocation, the intention or decision to submit or not to submit the bid, bidding with the intention not to win the bid and conditions or delivery particulars of the products or services to which this bid invitation relates.
- 3.5 The terms of the accompanying bid have not been, and will not be, disclosed by the bidder, directly or indirectly, to any competitor, prior to the date and time of the official bid opening or of the awarding of the contract.
- 3.6 There have been no consultations, communications, agreements or arrangements made by the bidder with any official of the procuring institution in relation to this procurement process prior to and during

---

<sup>2</sup> Joint venture or Consortium means an association of persons for the purpose of combining their expertise, property, capital, efforts, skill and knowledge in an activity for the execution of a contract.

the bidding process except to provide clarification on the bid submitted where so required by the institution; and the bidder was not involved in the drafting of the specifications or terms of reference for this bid.

- 3.7 I am aware that, in addition and without prejudice to any other remedy provided to combat any restrictive practices related to bids and contracts, bids that are suspicious will be reported to the Competition Commission for investigation and possible imposition of administrative penalties in terms of section 59 of the Competition Act No 89 of 1998 and or may be reported to the National Prosecuting Authority (NPA) for criminal investigation and or may be restricted from conducting business with the public sector for a period not exceeding ten (10) years in terms of the Prevention and Combating of Corrupt Activities Act No 12 of 2004 or any other applicable legislation.

I CERTIFY THAT THE INFORMATION FURNISHED IN PARAGRAPHS 1, 2 and 3 ABOVE IS CORRECT.

I ACCEPT THAT THE STATE MAY REJECT THE BID OR ACT AGAINST ME IN TERMS OF PARAGRAPH 6 OF PFMA SCM INSTRUCTION 03 OF 2021/22 ON PREVENTING AND COMBATING ABUSE IN THE SUPPLY CHAIN MANAGEMENT SYSTEM SHOULD THIS DECLARATION PROVE TO BE FALSE.

.....  
Signature

.....  
Date

.....  
Position

.....  
Name of bidder





LIMPOPO  
PROVINCIAL GOVERNMENT  
REPUBLIC OF SOUTH AFRICA

DEPARTMENT OF

PUBLIC WORKS, ROADS & INFRASTRUCTURE

### SBD 3.1: PRICING SCHEDULE – FIRM PRICES

#### (PURCHASES)

**NOTE:** ONLY FIRM PRICES WILL BE ACCEPTED. NON-FIRM PRICES (INCLUDING PRICES SUBJECT TO RATES OF EXCHANGE VARIATIONS) WILL NOT BE CONSIDERED

IN CASES WHERE DIFFERENT DELIVERY POINTS INFLUENCE THE PRICING, A SEPARATE PRICING SCHEDULE MUST BE SUBMITTED FOR EACH DELIVERY POINT

Name of bidder: ..... Bid number: LDPWRI-B/20564

Closing Time 11:00

Closing date: 04/02/2026

OFFER TO BE VALID FOR 120 DAYS FROM THE CLOSING DATE OF BID.

ITEM NO.	QUANTITY	DESCRIPTION	BID PRICE IN RSA CURRENCY ** (ALL APPLICABLE TAXES INCLUDED)
-------------	----------	-------------	---

- Required by: .....
- At: .....
- Brand and model: .....
- Country of origin: .....
- Does the offer comply with the specification(s)? \*YES/NO
- If not to specification, indicate deviation(s): .....
- Does the offer comply with the specification(s)? \*YES/NO
- If not to specification, indicate deviation(s): .....
- Period required for delivery: .....
- Delivery: \*Firm/not firm
- Delivery basis: .....

**Note:** All delivery costs must be included in the bid price, for delivery at the prescribed destination.

\*\* "all applicable taxes" includes value-added tax, pay as you earn, income tax, unemployment insurance fund contributions and skills development levies. \*Delete if not applicable



**LIMPOPO**  
PROVINCIAL GOVERNMENT  
REPUBLIC OF SOUTH AFRICA

DEPARTMENT OF  
**PUBLIC WORKS, ROADS & INFRASTRUCTURE**

## **SBD 6.1: PREFERENCE POINTS CLAIM FORM IN TERMS OF THE PREFERENTIAL PROCUREMENT REGULATIONS 2022**

This preference form must form part of all tenders invited. It contains general information and serves as a claim form for preference points for specific goals.

**NB: BEFORE COMPLETING THIS FORM, TENDERERS MUST STUDY THE GENERAL CONDITIONS, DEFINITIONS AND DIRECTIVES APPLICABLE IN RESPECT OF THE TENDER AND PREFERENTIAL PROCUREMENT REGULATIONS, 2022**

---

### **1. GENERAL CONDITIONS**

**1.1** The following preference point systems are applicable to invitations to tender:

- the 80/20 system for requirements with a Rand value of up to R50 000 000 (all applicable taxes included); and
- the 90/10 system for requirements with a Rand value above R50 000 000 (all applicable taxes included).

### **1.2 To be completed by the organ of state**

a) The applicable preference point system for this tender is the **80/20** preference point system.

**1.3** Points for this tender (even in the case of a tender for income-generating contracts) shall be awarded for:

- (a) Price; and
- (b) Specific Goals.

**1.4 To be completed by the organ of state:**

The maximum points for this tender are allocated as follows:

<b>PRICE</b>	<b>80</b>
<b>SPECIFIC GOALS</b>	<b>20</b>
<b>Total points for Price and SPECIFIC GOALS</b>	

- 1.5 Failure on the part of a tenderer to submit proof or documentation required in terms of this tender to claim points for specific goals with the tender, will be interpreted to mean that preference points for specific goals are not claimed.
- 1.6 The organ of state reserves the right to require of a tenderer, either before a tender is adjudicated or at any time subsequently, to substantiate any claim in regard to preferences, in any manner required by the organ of state.

**2. DEFINITIONS**

- (a) **“tender”** means a written offer in the form determined by an organ of state in response to an invitation to provide goods or services through price quotations, competitive tendering process or any other method envisaged in legislation;
- (b) **“price”** means an amount of money tendered for goods or services, and includes all applicable taxes less all unconditional discounts;
- (c) **“rand value”** means the total estimated value of a contract in Rand, calculated at the time of tender invitation, and includes all applicable taxes;
- (d) **“tender for income-generating contracts”** means a written offer in the form determined by an organ of state in response to an invitation for the origination of income-generating contracts through any method envisaged in legislation that will result in a legal agreement between the organ of state and a third party that produces revenue for the organ of state, and includes, but is not limited to, leasing and disposal of assets and concession contracts, excluding direct sales and disposal of assets through public auctions; and
- (e) **“the Act”** means the Preferential Procurement Policy Framework Act, 2000 (Act No. 5 of 2000).

### 3. FORMULAE FOR PROCUREMENT OF GOODS AND SERVICES

#### 3.1. POINTS AWARDED FOR PRICE

##### 3.1.1 THE 80/20 OR 90/10 PREFERENCE POINT SYSTEMS

A maximum of 80 or 90 points is allocated for price on the following basis:

**80/20**

**or**

**90/10**

$$Ps = 80 \left( 1 - \frac{Pt - P_{min}}{P_{min}} \right) \quad \text{or} \quad Ps = 90 \left( 1 - \frac{Pt - P_{min}}{P_{min}} \right)$$

Where

Ps = Points scored for price of tender under consideration

Pt = Price of tender under consideration

Pmin = Price of lowest acceptable tender

#### 3.2. FORMULAE FOR DISPOSAL OR LEASING OF STATE ASSETS AND INCOME GENERATING PROCUREMENT

##### 3.2.1. POINTS AWARDED FOR PRICE

A maximum of 80 or 90 points is allocated for price on the following basis:

**80/20**

**or**

**90/10**

$$Ps = 80 \left( 1 + \frac{Pt - P_{max}}{P_{max}} \right) \quad \text{or} \quad Ps = 90 \left( 1 + \frac{Pt - P_{max}}{P_{max}} \right)$$

Where

Ps = Points scored for price of tender under consideration

Pt = Price of tender under consideration

Pmax = Price of highest acceptable tender

**4. POINTS AWARDED FOR SPECIFIC GOALS**

- 4.1. In terms of Regulation 4(2); 5(2); 6(2) and 7(2) of the Preferential Procurement Regulations, preference points must be awarded for specific goals stated in the tender. For the purposes of this tender the tenderer will be allocated points based on the goals stated in table 1 below as may be supported by proof/ documentation stated in the conditions of this tender:
- 4.2. In cases where organs of state intend to use Regulation 3(2) of the Regulations, which states that, if it is unclear whether the 80/20 or 90/10 preference point system applies, an organ of state must, in the tender documents, stipulate in the case of—
- (a) an invitation for tender for income-generating contracts, that either the 80/20 or 90/10 preference point system will apply and that the highest acceptable tender will be used to determine the applicable preference point system; or
  - (b) any other invitation for tender, that either the 80/20 or 90/10 preference point system will apply and that the lowest acceptable tender will be used to determine the applicable preference point system,
- then the organ of state must indicate the points allocated for specific goals for both the 90/10 and 80/20 preference point system.

**Table 1: Specific goals for the tender and points claimed are indicated per the table below.**

**Note to organs of state:** Where either the 90/10 or 80/20 preference point system is applicable, corresponding points must also be indicated as such.

**Note to tenderers:** The tenderer must indicate how they claim points for each preference point system.)

<b>The specific goals allocated points in terms of this tender</b>	<b>Number of points allocated (80/20 system) (To be completed by the organ of state)</b>	<b>Number of points claimed (80/20 system) (To be completed by the tenderer)</b>
Enterprises owned by People with Disabilities <b>(Submit: Disability certificate issued by health professionals)</b>	2	
Enterprises owned by Women <b>(Submit: Central Supplier Database (CSD).</b>	7	
Small, Medium and Micro Enterprises (SMMEs). <b>(Submit: Central Supplier Database (CSD).</b>	2	
Enterprises owned by Youth. <b>(Central Supplier Database (CSD).</b>	4	
Enterprises located in Limpopo Province <b>(Central Supplier Database (CSD).</b>	5	

**DECLARATION WITH REGARD TO COMPANY/FIRM**

4.3. Name of company/firm.....

4.4. Company registration number: .....

4.5. TYPE OF COMPANY/ FIRM [TICK APPLICABLE BOX]

- ☐ Partnership/Joint Venture / Consortium
- ☐ One-person business/sole propriety
- ☐ Close corporation
- ☐ Public Company
- ☐ Personal Liability Company
- ☐ (Pty) Limited
- ☐ Non-Profit Company
- ☐ State Owned Company

4.6. I, the undersigned, who is duly authorised to do so on behalf of the company/firm, certify that the points claimed, based on the specific goals as advised in the tender, qualifies the company/ firm for the preference(s) shown and I acknowledge that:

- i) The information furnished is true and correct;
- ii) The preference points claimed are in accordance with the General Conditions as indicated in paragraph 1 of this form;
- iii) In the event of a contract being awarded as a result of points claimed as shown in paragraphs 1.4 and 4.2, the contractor may be required to furnish documentary proof to the satisfaction of the organ of state that the claims are correct;
- iv) If the specific goals have been claimed or obtained on a fraudulent basis or any of the conditions of contract have not been fulfilled, the organ of state may, in addition to any other remedy it may have –
  - (a) disqualify the person from the tendering process;
  - (b) recover costs, losses or damages it has incurred or suffered as a result of that person's conduct;
  - (c) cancel the contract and claim any damages which it has suffered as a result of having to make less favourable arrangements due to such cancellation;
  - (d) recommend that the tenderer or contractor, its shareholders and directors, or only the shareholders and directors who acted on a fraudulent basis, be restricted from obtaining business from any organ of state for a period not exceeding 10 years, after the *audi alteram partem* (hear the other side) rule has been applied; and

(e) forward the matter for criminal prosecution, if deemed necessary.

.....	
SIGNATURE(S) OF TENDERER(S)	
SURNAME AND NAME:	.....
DATE:	.....
ADDRESS:	.....
	.....
	.....





**LIMPOPO**  
PROVINCIAL GOVERNMENT  
REPUBLIC OF SOUTH AFRICA

DEPARTMENT OF  
**PUBLIC WORKS, ROADS & INFRASTRUCTURE**

## EVALUATION SCHEDULE 1: FUNCTIONALITY CRITERIA

Technical Criteria	Sub-criteria	Points																												
Bidder's previous experience in building projects (new construction and renovations)	<b>Completed Projects</b>	35																												
	Completion certificates for previous work must be submitted for each project for points to be awarded. Only projects completed in the last 5 years will be considered. Below table shows show points will be allocated.																													
	<table><tr><th>Description</th><th>Points allocated for completion letters</th><th>Additional Points for Total Value of Largest Project</th><th>Points allocated for Value of Projects</th></tr><tr><td>No completion certificate</td><td>0</td><td>&lt; R500 000</td><td>0</td></tr><tr><td>1 x Project</td><td>5</td><td>&gt; R500 000</td><td>2</td></tr><tr><td>2 x Projects</td><td>10</td><td>&gt; R5 000 000</td><td>4</td></tr><tr><td>3 x Projects</td><td>15</td><td>&gt; R10 000 000</td><td>6</td></tr><tr><td>4 x Projects</td><td>20</td><td>&gt; R15 000 000</td><td>8</td></tr><tr><td>5 x Projects</td><td>25</td><td>&gt; R20 000 000</td><td>10</td></tr></table>		Description	Points allocated for completion letters	Additional Points for Total Value of Largest Project	Points allocated for Value of Projects	No completion certificate	0	< R500 000	0	1 x Project	5	> R500 000	2	2 x Projects	10	> R5 000 000	4	3 x Projects	15	> R10 000 000	6	4 x Projects	20	> R15 000 000	8	5 x Projects	25	> R20 000 000	10
	Description		Points allocated for completion letters	Additional Points for Total Value of Largest Project	Points allocated for Value of Projects																									
	No completion certificate		0	< R500 000	0																									
	1 x Project		5	> R500 000	2																									
	2 x Projects		10	> R5 000 000	4																									
	3 x Projects		15	> R10 000 000	6																									
	4 x Projects		20	> R15 000 000	8																									
	5 x Projects		25	> R20 000 000	10																									
List the details of completed projects in Schedule 2. Completion of this table is mandatory for points to be allocated.																														
Key Personnel Capacity (background and experience of all key personnel proposed to undertake the services)	<b>Profile of key staff</b>	40																												
	<b>NB: List the details of key staff in Schedule 3. Completion of this table is mandatory for points to be allocated.</b>																													
	Attached brief CVs (not longer than 4 pager) for all key staff who will be engaged in the delivery of service to LDPWR&I (indicating technical qualifications, copies of qualifications, professional registrations from the relevant council, and relevant previous project experience. Certified copies shall be less than 6 months.																													
	<b>a) Allocation of points for Architect (Max = 5 points)</b>																													
	<table><tr><th></th><th>Description</th><th>Points</th></tr><tr><td rowspan="2">Qualifications</td><td>B. degree or M. degree in the Architecture AND professional registration with SACAP as Pr.Arch or Pr.Arch.T</td><td>5</td></tr><tr><td>No Pr.Arch or Pr.Arch.T registration</td><td>0</td></tr><tr><td rowspan="2">Relevant Experience in Architecture</td><td>Exceeding 5 years or more relevant experience post professional registration</td><td>5</td></tr><tr><td>Exceeding 2 years not exceeding 5 years relevant experience post professional registration</td><td>2</td></tr></table>			Description	Points	Qualifications	B. degree or M. degree in the Architecture AND professional registration with SACAP as Pr.Arch or Pr.Arch.T	5	No Pr.Arch or Pr.Arch.T registration	0	Relevant Experience in Architecture	Exceeding 5 years or more relevant experience post professional registration	5	Exceeding 2 years not exceeding 5 years relevant experience post professional registration	2															
			Description	Points																										
	Qualifications		B. degree or M. degree in the Architecture AND professional registration with SACAP as Pr.Arch or Pr.Arch.T	5																										
			No Pr.Arch or Pr.Arch.T registration	0																										
	Relevant Experience in Architecture		Exceeding 5 years or more relevant experience post professional registration	5																										
			Exceeding 2 years not exceeding 5 years relevant experience post professional registration	2																										

Technical Criteria	Sub-criteria			Points
	for building works	Not exceeding 2 year relevant experience post professional registration	0	
	<b>b) Allocation of points for Structural Engineer (Max = 5 points)</b>			
		<b>Description</b>	<b>Points</b>	
	Qualifications	Bachelor 'degree or B.Tech degree in the Civil/Structural AND professional registration with ECSA as Pr.Eng/Pr.Eng.Tech.	5	
		No professional registration with ECSA	0	
	Relevant Experience in Structural Engineering for building works	Exceeding 5 years or more relevant experience post professional registration	5	
		Exceeding 2 year not exceeding 5 year relevant experience post professional registration	2	
		Not exceeding 2 year relevant experience post professional registration	0	
	<b>c) Allocation of points for Mechanical Engineer (Max = 5 points)</b>			
		<b>Description</b>	<b>Points</b>	
	Qualifications	Bachelor 'degree or B.Tech degree in the Mechanical AND professional registration with ECSA as Pr.Eng/Pr.Eng.Tech.	5	
		No professional registration with ECSA	0	
	Relevant Experience in Mechanical Engineering for building works	Exceeding 5 years or more relevant experience post professional registration	5	
		Exceeding 2 year not exceeding 5 year relevant experience post professional registration	2	
		Not exceeding 2 year relevant experience post professional registration	0	
	<b>d) Allocation of points for Electrical Engineer (Max = 5 points)</b>			
		<b>Description</b>	<b>Points</b>	
	Qualifications	Bachelor 'degree or B.Tech degree in the Electrical AND professional registration with ECSA as Pr.Eng/Pr.Eng.Tech.	5	
		No professional registration with ECSA	0	
	Relevant Experience in Electrical Engineering for building works	Exceeding 5 years or more relevant experience post professional registration	5	
		Exceeding 2 year not exceeding 5 year relevant experience post professional registration	2	
		Not exceeding 2 year relevant experience post professional registration	0	

Technical Criteria	Sub-criteria	Points																																													
	<p><b>e) Allocation of points for Quantity Surveyor (Max = 5 points)</b></p> <table> <tr> <th></th><th>Description</th><th>Points</th></tr> <tr> <td rowspan="2">Qualifications</td><td>Bachelor's degree or B.Tech degree in the Quantity Surveying AND professional registration with SACQSP as Pr.QS.</td><td>5</td></tr> <tr> <td>No professional registration with SACQSP</td><td>0</td></tr> <tr> <td rowspan="3">Relevant Experience in Quantity Surveying for building works</td><td>Exceeding 5 years or more relevant experience post professional registration</td><td>5</td></tr> <tr> <td>Exceeding 2 year not exceeding 5 year relevant experience post professional registration</td><td>2</td></tr> <tr> <td>Not exceeding 2 year relevant experience post professional registration</td><td>0</td></tr> </table> <p><b>f) Allocation of points for Safety Consultant (Max Points = 5 points)</b></p> <table> <tr> <th>Category</th><th>Description</th><th>Points</th></tr> <tr> <td rowspan="2">Qualifications</td><td>Degree / Diploma in Safety Management or related studies AND SACPCMP registration as Pr. CHSA or Pr.CHSM.</td><td>5</td></tr> <tr> <td>No professional registration</td><td>0</td></tr> <tr> <td rowspan="3">Relevant Experience in building projects</td><td>Exceeding 3 years or more relevant experience post qualification</td><td>5</td></tr> <tr> <td>Exceeding 1 year not exceeding 3 year relevant experience post qualification</td><td>2</td></tr> <tr> <td>Not exceeding 1 year relevant experience post qualification</td><td>0</td></tr> </table> <p><b>g) Allocation of Points for Site Agent (Max = 5 points)</b></p> <table> <tr> <th>Category</th><th>Description</th><th>Points</th></tr> <tr> <td rowspan="2">Qualifications</td><td>Any Qualification in Built Environment studies</td><td>5</td></tr> <tr> <td>No qualification in Built Environment studies</td><td>0</td></tr> <tr> <td rowspan="3">Relevant Experience in building projects</td><td>Exceeding 5 years or more relevant experience post professional registration</td><td>5</td></tr> <tr> <td>Exceeding 2 year not exceeding 5 year relevant experience post professional registration</td><td>2</td></tr> <tr> <td>Not exceeding 2 year relevant experience post professional registration</td><td>0</td></tr> </table>		Description	Points	Qualifications	Bachelor's degree or B.Tech degree in the Quantity Surveying AND professional registration with SACQSP as Pr.QS.	5	No professional registration with SACQSP	0	Relevant Experience in Quantity Surveying for building works	Exceeding 5 years or more relevant experience post professional registration	5	Exceeding 2 year not exceeding 5 year relevant experience post professional registration	2	Not exceeding 2 year relevant experience post professional registration	0	Category	Description	Points	Qualifications	Degree / Diploma in Safety Management or related studies AND SACPCMP registration as Pr. CHSA or Pr.CHSM.	5	No professional registration	0	Relevant Experience in building projects	Exceeding 3 years or more relevant experience post qualification	5	Exceeding 1 year not exceeding 3 year relevant experience post qualification	2	Not exceeding 1 year relevant experience post qualification	0	Category	Description	Points	Qualifications	Any Qualification in Built Environment studies	5	No qualification in Built Environment studies	0	Relevant Experience in building projects	Exceeding 5 years or more relevant experience post professional registration	5	Exceeding 2 year not exceeding 5 year relevant experience post professional registration	2	Not exceeding 2 year relevant experience post professional registration	0	
	Description	Points																																													
Qualifications	Bachelor's degree or B.Tech degree in the Quantity Surveying AND professional registration with SACQSP as Pr.QS.	5																																													
	No professional registration with SACQSP	0																																													
Relevant Experience in Quantity Surveying for building works	Exceeding 5 years or more relevant experience post professional registration	5																																													
	Exceeding 2 year not exceeding 5 year relevant experience post professional registration	2																																													
	Not exceeding 2 year relevant experience post professional registration	0																																													
Category	Description	Points																																													
Qualifications	Degree / Diploma in Safety Management or related studies AND SACPCMP registration as Pr. CHSA or Pr.CHSM.	5																																													
	No professional registration	0																																													
Relevant Experience in building projects	Exceeding 3 years or more relevant experience post qualification	5																																													
	Exceeding 1 year not exceeding 3 year relevant experience post qualification	2																																													
	Not exceeding 1 year relevant experience post qualification	0																																													
Category	Description	Points																																													
Qualifications	Any Qualification in Built Environment studies	5																																													
	No qualification in Built Environment studies	0																																													
Relevant Experience in building projects	Exceeding 5 years or more relevant experience post professional registration	5																																													
	Exceeding 2 year not exceeding 5 year relevant experience post professional registration	2																																													
	Not exceeding 2 year relevant experience post professional registration	0																																													

Technical Criteria	Sub-criteria	Points															
	<p>h) Allocation of points for Safety Officer (Max Points = 5 points)</p> <table><tr><th>Category</th><th>Description</th><th>Points</th></tr><tr><td rowspan="2">Qualifications</td><td>Safety Management Certificate or training in Construction Health and Safety Officer AND SACPCMP registration as CHSO.</td><td>5</td></tr><tr><td>No professional registration</td><td>0</td></tr><tr><td rowspan="3">Relevant Experience in building projects</td><td>Exceeding 3 years or more relevant experience post qualification</td><td>5</td></tr><tr><td>Exceeding 1 year not exceeding 3 years relevant experience post qualification</td><td>2</td></tr><tr><td>Not exceeding 1 year relevant experience post qualification</td><td>0</td></tr></table>	Category	Description	Points	Qualifications	Safety Management Certificate or training in Construction Health and Safety Officer AND SACPCMP registration as CHSO.	5	No professional registration	0	Relevant Experience in building projects	Exceeding 3 years or more relevant experience post qualification	5	Exceeding 1 year not exceeding 3 years relevant experience post qualification	2	Not exceeding 1 year relevant experience post qualification	0	
Category	Description	Points															
Qualifications	Safety Management Certificate or training in Construction Health and Safety Officer AND SACPCMP registration as CHSO.	5															
	No professional registration	0															
Relevant Experience in building projects	Exceeding 3 years or more relevant experience post qualification	5															
	Exceeding 1 year not exceeding 3 years relevant experience post qualification	2															
	Not exceeding 1 year relevant experience post qualification	0															
Financial Capacity	<p>Bidder should submit a letter from its financial institution showing the financial capacity.</p> <table><tr><th>Financial Capacity</th><th>Points</th></tr><tr><td>R2 000 001.00 &amp; above</td><td>10</td></tr><tr><td>R1 000 001.00 to R 2 000 000.00</td><td>5</td></tr><tr><td>R1 000 000.00 &amp; below</td><td>0</td></tr></table>	Financial Capacity	Points	R2 000 001.00 & above	10	R1 000 001.00 to R 2 000 000.00	5	R1 000 000.00 & below	0	10							
Financial Capacity	Points																
R2 000 001.00 & above	10																
R1 000 001.00 to R 2 000 000.00	5																
R1 000 000.00 & below	0																
Resource Capability	<p><b>Availability of Physical Resources: ≥1-ton Delivery Vehicles</b></p> <p>Bidder must attach:</p> <ul style="list-style-type: none"><li>Valid proof of ownership</li></ul> <p>OR</p> <ul style="list-style-type: none"><li>Lease agreement</li></ul> <p>OR</p> <ul style="list-style-type: none"><li>Rental agreement</li></ul> <ul style="list-style-type: none"><li>No proof of delivery vehicle = 0</li><li>Proof of one (1) delivery vehicle = 5</li><li>Proof of two (2) or more delivery vehicles = 15</li></ul>	15															
TOTAL		100															

**EVALUATION SCHEDULE 2: BIDDER'S PAST EXPERIENCE**

Relevant experience in building projects (new and renovations) completed in the last 5 years. Compulsory: Complete the table below and attach proof of completion letters for each project for points to be awarded.

Client	Project Description	Project Value	Completion Letter Attached? (YES/ NO)	Contact Person & Contact Number
TOTAL VALUE				



**LIMPOPO**  
PROVINCIAL GOVERNMENT  
REPUBLIC OF SOUTH AFRICA

DEPARTMENT OF

**PUBLIC WORKS, ROADS & INFRASTRUCTURE**

### EVALUATION SCHEDULE 3: BIDDER'S KEY STAFF

Key staff with relevant experience in building projects (new and renovations) who will be engaged in the delivery of service to LDPWR&I.  
**Compulsory:** Complete the table below and attach proof of CVs & Qualifications for points to be awarded.

Role	Name and Surname	Qualifications	Professional Registration	Years of Experience Post Qualification
Architect				
Electrical Engineer				
Mechanical Engineer				
Structural Engineer				
Quantity Surveyor				
OHS Consultant				
Site Agent				
Health and Safety Officer				

TENDER NO.: LDPWRI- B/20564

APPOINTMENT OF A TURNKEY CONTRACTOR FOR THE REFURBISHMENT OF THE PARLIAMENTARY VILLAGE CLUB HOUSE AT  
PARLIAMENTARY VILLAGE IN CAPRICORN DISTRICT

---



**LIMPOPO**  
PROVINCIAL GOVERNMENT  
REPUBLIC OF SOUTH AFRICA

---

DEPARTMENT OF  
PUBLIC WORKS, ROADS & INFRASTRUCTURE

## **PART C1: AGREEMENT AND CONTRACT DATA**

TENDER NO.: LDPWRI- B/20564

APPOINTMENT OF A TURNKEY CONTRACTOR FOR THE REFURBISHMENT OF THE PARLIAMENTARY VILLAGE CLUB HOUSE AT PARLIAMENTARY VILLAGE IN CAPRICORN DISTRICT



**LIMPOPO**  
PROVINCIAL GOVERNMENT  
REPUBLIC OF SOUTH AFRICA

DEPARTMENT OF

**PUBLIC WORKS, ROADS & INFRASTRUCTURE**

## C1.1. FORM OF OFFER AND ACCEPTANCE

### Offer

The employer, identified in the acceptance signature block, has solicited offers to enter into a contract in respect of the following works:

**APPOINTMENT OF A TURNKEY CONTRACTOR FOR THE REFURBISHMENT OF THE PARLIAMENTARY VILLAGE CLUB HOUSE AT PARLIAMENTARY VILLAGE IN CAPRICORN DISTRICT**

The tenderer, identified in the offer signature block, has examined the documents listed in the tender data and addenda thereto as listed in the tender schedules, and by submitting this offer has accepted the conditions of tender.

By the representative of the tenderer, deemed to be duly authorized, signing this part of the Form of Offer and Acceptance, the tenderer offers to perform all of the obligations and liabilities of the contractor under the contract including compliance with all its terms and conditions according to their true intent and meaning for an amount to be determined in accordance with the conditions of contract identified in the contract data.

**THE OFFERED TOTAL OF THE PRICE INCLUSIVE OF VALUE ADDED TAX IS (CONTRACT PRICE)**

Rand (in words); R .....

.....

(in figures) R.....

This offer may be accepted by the employer by signing the acceptance part of this form of offer and acceptance and returning one copy of this document to the tenderer before the end of the period of validity stated in the tender data, whereupon the tenderer becomes the party named as the contractor in the conditions of contract identified in the contract data.

Signature(s) .....

Name(s) .....

Capacity .....

For the tenderer: .....

Name & signature of witness .....

Date .....



## Acceptance (To be completed by the employer – not the tenderer)

By signing this part of this Form of Offer and Acceptance, the *Employer* identified below accepts the tenderer's Offer. In consideration thereof, the *Employer* shall pay the Consultant the amount due in accordance with the *conditions of contract* identified in the Contract Data. Acceptance of the tenderer's Offer shall form an agreement between the *Employer* and the tenderer upon the terms and conditions contained in this agreement and in the contract that is the subject of this agreement.

The terms of the contract, are contained in:

Part C1	Agreements and Contract Data, (which includes this Form of Offer and Acceptance)
Part C2	Pricing Data
Part C3	Scope of Work

and drawings and documents (or parts thereof), which may be incorporated by reference into the above listed Parts.

Deviations from and amendments to the documents listed in the Tender Data and any addenda thereto listed in the Returnable Schedules as well as any changes to the terms of the Offer agreed by the tenderer and the *Employer* during this process of offer and acceptance, are contained in the Schedule of Deviations attached to and forming part of this Form of Offer and Acceptance. No amendments to or deviations from said documents are valid unless contained in this Schedule.

The tenderer shall within two weeks of receiving a completed copy of this agreement, including the Schedule of Deviations (if any), contact the *Employer's* agent (whose details are given in the Contract Data) to arrange the delivery of any securities, bonds, guarantees, proof of insurance and any other documentation to be provided in terms of the *conditions of contract* identified in the Contract Data. Failure to fulfil any of these obligations in accordance with those terms shall constitute a repudiation of this agreement.

Notwithstanding anything contained herein, this agreement comes into effect on the date when the tenderer receives one fully completed original copy of this document, including the Schedule of Deviations (if any). Unless the tenderer (now *Consultant*) within five working days of the date of such receipt notifies the *Employer* in writing of any reason why he cannot accept the contents of this agreement, this agreement shall constitute a binding contract between the Parties.

### For the Employer

Signature .....

Name .....

Capacity .....

### Name and address of organization

### Signature and Name of Witness

Signature .....

Name .....

Capacity

Schedule of Deviations

1 Subject

Details

2 Subject

Details

3 Subject

Details

4 Subject

Details

By the duly authorised representatives signing this agreement, the *Employer* and the tenderer agree to and accept the foregoing schedule of deviations as the only deviations from and amendments to the documents listed in the Tender Data and addenda thereto as listed in the returnable schedules, as well as any confirmation, clarification or changes to the terms of the offer agreed by the tenderer and the *Employer* during this process of offer and acceptance.

It is expressly agreed that no other matter whether in writing, oral communication or implied during the period between the issue of the tender documents and the receipt by the tenderer of a completed signed copy of this Agreement shall have any meaning or effect in the contract between the parties arising from this agreement.

.....



## C1.2 CONTRACT DATA

The Conditions of Contract are clauses 1 to 41 of the **JBCC Series 2000 Principal Building Agreement (Edition 4.1, March 2005)** published by the Joint Building Contracts Committee.

Copies of these conditions of contract may be obtained from the Association of South African Quantity Surveyors (011-3154140), Master Builders Association (011-205-9000; 057- 3526269) South African Association of Consulting Engineers (011-4632022) or South African Institute of Architects (051-4474909; 011-4860684; 053-8312003;)

The JBCC Principal Building Agreement makes several references to the Contract Data for specific data, which together with these conditions collectively describe the risks, liabilities, and obligations of the contracting parties and the procedures for the administration of the Contract. The Contract Data shall have precedence in the interpretation of any ambiguity or inconsistency between it and the JBCC Principal Building Agreement.

The contractor shall achieve in the performance of the contract the Contract Participation Goals (CPG) relating to the engagement of targeted enterprises as established in the **CIDB Standard for Indirect Targeting for Enterprise Development through Construction Works Contracts Gazette Notice No. 36190 of 25 February 2013.**"

### **Payment for labour Intensive Component of Works**

Payment for works identified in the Scope of Works as being labour-intensive shall only be made in accordance with the provisions of the Contract if the works are constructed strictly in accordance with the provisions of the Scope of Work. Any payment for such works shall not relieve the Contractor in any way from his obligations either in contract or in delict.

### **Linkage of Payment to Submission of Project Data**

The Contractor's payment invoices shall be accompanied by labour information for the corresponding period in a format specified by the employer. If the contractor chooses to delay submitting payment invoices, labour returns shall still be submitted as per frequency and timeframe stipulated by the Employer. The contractor's invoices shall not be paid until all pending labour information has been submitted.

### **Applicable Labour Laws**

The current Ministerial Determination (also downloadable at [www.epwp.gov.za](http://www.epwp.gov.za)), Expanded Public Works Programmes, issued in terms of the Basic Condition of Employment Act of 1997 by the Minister of Labour in Government Notice, shall apply to works described in the scope of work as being labour-intensive and which are undertaken by unskilled workers.

**The additions, deletions and alterations to the JBCC Principal Agreement are:**

### **Clause Additions, deletions and alterations**

26.1.2 Extended **defects** liability period will apply to the following elements: all completed work: **6 months**



**LIMPOPO**  
PROVINCIAL GOVERNMENT  
REPUBLIC OF SOUTH AFRICA

DEPARTMENT OF  
**PUBLIC WORKS, ROADS & INFRASTRUCTURE**

## **C1.3 JOINT VENTURE AGREEMENT**

TO BE COMPLETED ONLY IF TENDER IS SUBMITTED IN A JOINT VENTURE OR CONSORTIUM

### **GENERAL**

- a) All the information requested must be filled in the spaces provided. If additional space is required, additional sheets may be used and attached to the original documents.
- b) A copy of the joint venture agreement must be attached to this form, in order to demonstrate the Affirmable, Joint Venture Partner's share in the ownership, control, management responsibilities, risks and profits of the joint venture, the proposed joint venture agreement must include specific details relating to:
  - i. the contributions of capital and equipment
  - ii. work items to be performed by the Affirmable Joint Venture Partner's own forces
  - iii. work items to be performed under the supervision of the Affirmable Joint Venture Partner.
- c) Copies of all written agreements between joint venture partners concerning the contract must be attached to this form including those, which relate to ownership options and to restrictions/limits regarding ownership and control.
- d) Affirmable Business Enterprise (ABE) partners must complete ABE Declaration Affidavits.
- e) The joint venture must be formalised. All pages of the joint venture agreement must be signed by all the parties concerned. A letter/ notice of intention to formalise a joint venture once the contract has been awarded will not be considered.
- f) Should any of the above not be complied with, the joint venture tenderer will be deemed null and void and will be considered non-responsive.

### **1. JOINT VENTURE PARTICULARS**

- a) Name .....
- b) Postal address.....  
.....
- c) Physical address .....  
.....
- d) Telephone .....
- e) Fax .....

### **2. IDENTITY OF EACH NON-AFFIRMABLE JOINT VENTURE PARTNER**

- 2.1. Name of Firm .....
- Postal Address .....
- Physical Address .....
- Telephone .....

Fax .....  
Contact person for matters pertaining to Joint Venture Participation Goal  
requirements.....

**2.2.** Name of Firm .....  
Postal Address .....  
Physical Address .....  
Telephone .....  
Fax .....  
Contact person for matters pertaining to Joint Venture Participation Goal  
requirements.....

**3. IDENTITY OF EACH AFFIRMABLE JOINT VENTURE PARTNER**

**3.1.** Name of Firm .....  
Postal Address .....  
Physical Address .....  
Telephone .....  
Fax .....  
Contact person for matters pertaining to Joint Venture Participation Goal  
requirements.....

**3.2.** Name of Firm .....  
Postal Address .....  
Physical Address .....  
Telephone .....  
Fax .....  
Contact person for matters pertaining to Joint Venture Participation Goal  
requirements.....

**4. BRIEF DESCRIPTION OF THE ROLES OF THE AFFIRMABLE JOINT VENTURE PARTNERS IN  
THE JOINT VENTURE**

.....  
.....  
.....

**5. OWNERSHIP OF THE JOINT VENTURE**

- a) Affirmable Joint Venture Partner ownership percentage(s) ..... %  
b) Non-Affirmable Joint Venture Partner ownership percentage(s)..... %  
c) Affirmable Joint Venture Partner percentages in respect of: \*  
    (i) Profit and loss sharing.....  
    (ii) Initial capital contribution in Rands.....  
.....

.....  
(\*Brief descriptions and further particulars should be provided to clarify percentages).

(iii) Anticipated on-going capital contributions in Rands .....

.....  
.....  
(iv) Contributions of equipment (specify types, quality, and quantities of equipment)  
to be provided by each partner.

## 6. RECENT CONTRACTS EXECUTED BY PARTNERS IN THEIR OWN RIGHT AS PRIME CONTRACTORS OR AS PARTNERS IN OTHER JOINT VENTURES

No.	Joint Venture Partner	PARTNER NAME
1.		
2.		
3.		
4.		
5.		
6.		
7.		

## 7. CONTROL AND PARTICIPATION IN THE JOINT VENTURE

(Identify by name and firm those individuals who are, or will be, responsible for, and have authority to engage in the relevant management functions and policy and decision making, indicating any limitations in their authority e.g. co-signature requirements and Rand limits).

(a) Joint Venture payment approvals

.....  
.....  
.....

(b) Authority to enter into contracts on behalf of the Joint Venture

.....  
.....  
.....

(c) Signing, co-signing and/or collateralising of loans

.....  
.....

(d) Acquisition of lines of credit

(e) Acquisition of performance guarantees

(f) Negotiating and signing labour agreements

## 8. MANAGEMENT OF CONTRACT PERFORMANCE

(Fill in the name and firm of the responsible person).

(a) Supervision of field operations

(b) Major purchasing

(c) Estimating

(d) Technical management

## 9. MANAGEMENT AND CONTROL OF JOINT VENTURE

(a) Identify the "managing partner", if any,

(b) What authority does each partner have to commit or obligate the other to financial institutions, insurance companies, suppliers, subcontractors and/or other parties participating in the execution of the contemplated works?

(c) Describe the management structure for the Joint Venture's work under the Contract

MANAGEMENT FUNCTION / DESIGNATION	NAME	PARTNER


\* Fill in "ex Affirmable Joint Venture Partner" or "ex non-Affirmable Joint Venture Partner".

## 10. PERSONNEL

(a) State the approximate number of operative personnel (by trade/function/discipline) needed to perform the Joint Venture work under the Contract.

TRADE/FUNCTION/ DISCIPLINE	NUMBER EX AFFIRMABLE JOINT VENTURE PARTNERS	NUMBER EX NON- AFFIRMABLE JOINT VENTURE PARTNERS

(Fill in "ex Affirmable Joint Venture Partner" or "ex non-Affirmable Joint Venture Partner").

(b) Number of operative personnel to be employed on the Contract who are currently in the employ of partners.

(i) Number currently employed by Affirmable Joint Venture Partners

.....  
(ii) Number currently employed by the Joint Venture

.....  
(c) Number of operative personnel who are not currently in the employ of the respective partner and will be engaged on the project by the Joint Venture

.....  
(d) Name of individual(s) who will be responsible for hiring Joint Venture employees

.....  
(e) Name of partner who will be responsible for the preparation of Joint Venture payrolls

## 11. CONTROL AND STRUCTURE OF THE JOINT VENTURE

Briefly describe the manner in which the Joint Venture is structured and controlled.

.....  
.....  
.....

The undersigned warrants that he/she is duly authorised to sign this Joint Venture Disclosure



Form and affirms that the foregoing statements are true and correct and include all material information necessary to identify and explain the terms and operations of the Joint Venture and the intended participation of each partner in the undertaking.

The undersigned further covenants and agrees to provide the Employer with complete and accurate information regarding actual Joint Venture work and the payment therefore, and any proposed changes in any provisions of the Joint Venture agreement, and to permit the audit and examination of the books, records and files of the Joint Venture, or those of each partner relevant to the Joint Venture, by duly authorised representatives of the Employer.

Signature .....

Duly authorised to sign on behalf of.....

Name .....

Address .....

Telephone .....

Date .....

Signature .....

Duly authorised to sign on behalf of.....

Name .....

Address .....

Telephone .....

Date .....

Signature .....

Duly authorised to sign on behalf of.....

Name .....

Address .....

Telephone .....

Date .....

Signature .....

Duly authorised to sign on behalf of.....

Name .....

Address .....

Telephone .....

Date .....

## PART C2: PRICING DATA



## C2.1 PRICING INSTRUCTION

- Professional fees and disbursements will be charged as a percentage of the contract sum and must be included as part of the bid price. (please refer to the section 4 of the Bills of Quantities).
- The bidder is required to provide rates provided in the Bills of Quantities in C2.2.
- The rates provided will be used as contract rates during the execution of the contract with the successful bidder. The rates and the financial offer provided are by no means a contract amount.
- The Bills of Quantities shall be drawn up in accordance with the Standard System of Measuring Building Work in accordance with the provisions of the Model Bills of Quantities or Electrical Work, published by the South African Association of Quantity Surveyors, (July, 2005).
- The agreement is under the JBCC N/S Subcontractor Agreement for use with the JBCC PBA (Edition 4.1 code 2101 March 2005) form of contract with Preliminaries (Code 2103 May 2005) incorporating the State Provisions of cl 41.0.
- It will be assumed that prices included in the Bills of Quantities are based on Acts, Ordinances, Regulations, By-laws, International Standards and National Standards that were published 28 days before the closing date for tenders.
- The prices and rates in these Bills of Quantities are fully inclusive prices for the work described under the items. Such prices and rates cover all costs and expenses that may be required in and for the execution of the work described in accordance with the provisions of the Scope of Work, and shall cover the cost of all general risks, liabilities, and obligations set forth or implied in the Contract Data, as well as overhead charges and profit. These prices will be used as a basis for assessment of payment for additional work that may have to be carried out.
- An item against which no price is entered will be considered to be covered by the other prices or rates in the Bills of Quantities. A single lump sum will apply should a number of items be grouped together for pricing purposes.
- The Contract Data and the standard form of contract referenced therein must be studied for the full extent and meaning of each and every clause set out in Section 1 (Preliminaries) of the Bills of Quantities.
- The Bills of Quantities is not intended for the ordering of materials. Any ordering of materials, based on the Bills of Quantities, is at the Contractor's risk.
- The shall set a minimum of 5 % of the project value for sub-contractor determine the amount to be paid for the Contract Participation Goal (CPG).
- Those parts of the contract to be constructed using labour-intensive methods have been marked in the bill of quantities with the letters LI in a separate column or as a prefix or suffix against every item so designated. The works, or parts of the works so designated are to be constructed using labour-intensive methods only. The use of plant to provide such works, other than plant specifically provided for in the scope of works, is a deviation from the contract. The items marked with the letters 'LI' are not necessarily an exhaustive list of all the activities, which must be done by hand, and this clause does not over-ride any of the requirements in the generic labour-intensive specification in the Scope of Works.

- Where minimum labour intensity is specified by the design the contractor is expected to use their initiative to identify additional activities that can be done labour-intensively in order to comply with the set minimum labour intensity target.
- Payment for items which are designated to be constructed labour-intensively (either in this schedule or in the scope of works) will not be made unless they are constructed using labour-intensive methods. Any unauthorised use of plant to carry out work, which was to be done labour-intensively will not be condoned, and any works so constructed will not be certified for payment.




**LIMPOPO**  
PROVINCIAL GOVERNMENT  
REPUBLIC OF SOUTH AFRICA

---

DEPARTMENT OF  
**PUBLIC WORKS, ROADS & INFRASTRUCTURE**

## **C2.2: BILLS OF QUANTITIES**



## **PART C3 SCOPE OF WORKS**

## PART C3.1: SCOPE OF WORKS

### 1. PROJECT BRIEF

Limpopo Department of Public Works , Roads and Infrastructure invites bidders for the refurbishment of the Limpopo Provincial Legislature offices located in the Parliamentary Village. The buildings are all used for Residentials and Clubhouse for Members of Parliament., and the site is located in Bendor, coordinates: S: -23.884970° E: 29.476786° The extent of the works shall the Club House that is Situated within the Parliamentary Village which accommodates Members of Legislature



The buildings has a combination of roof metal sheeting and concrete roof slabs. Over time roof drains, gutters, flashings and metal sheeting have rusted, leading to leaks. The waterproofing has also deteriorated, compromising it's efficiency in preventing water from leaking into the offices below. In some areas the expansion joints have also been affected and in need of repair.

The interior finishes of the building is also in need of maintenance, repairs and replacements. Scope ranges from ceiling, painting, doors and ironmongery, tiles, sanitary fittings, kitchen units, lighting and air-conditioning.

The Department therefore requires the appointment of contractor together with a team of built environment professional service providers to implement and oversee the design and refurbishment of the project. The designs and specifications must be in accordance with the scope detailed herein and the applicable statutory requirements. The service providers will be afforded an access after appointment to conduct all applicable studies, designs, specifications, Bills of Quantities, construction works, handover and close-out of the project. All available as-built drawings shall be made available to the professional team.

## **2. SCOPE OF WORKS**

The scope of works from the contractor together with the professional service providers shall include, but is not limited to the following:

- a) Conduct condition assessments of the building structure in the facility by the professional together with the contractor, detailing all areas with issues that need to be addressed.
- b) Prepare a condition assessment report outlining all issues and the full scope and nature of issues and repairs required, with cost plan.
- c) Once approved, prepare designs and specifications with drawings where required, and a detailed Bill of Quantities in line with the JBCC.
- d) Construction and quality minitoring during construction
- e) Certifying and signing off all works
- f) Monthly valuation of work done and preparation of interim payments
- g) Cost control and cashflow reporting
- h) Cost variations and administering the signed contract between the Employer and Contractor Adjudication financial claims
- i) Attend monthly technical and progress meetings
- j) Communication with stakeholders
- k) Developing a Health and Safety plan for the duration of the project for the contractor and the building users, and monitoring and ensuring compliance with regulations.
- l) Coordinate all site works to ensure timeous completion of the project
- m) Final account production
- n) Final payment and reconciliation statements

Contractor to provide Professional and Design Professional Services including but not limited to Architectural, Structural Engineer, Mechanical Engineer, Electrical Engineer, Quantity Surveying, OHS, etc. necessary to make the project a complete success. Costs indicated in the Pricing Schedule to include all related costs arising from these.

## **3. APPLICABLE LEGISLATURE AND DOCUMENTS**

- a) JBCC Series 2000 Principal Building Agreement (Edition 4.1 Code2101 March 2005)" issued by the Joint Building Contracts Committee Inc. (including amendments).
- b) Standardized Specifications for Civil Engineering Construction SANS 1200



- c) Code of Practice for the application of the National Building Regulations” SABS 0400-1990
- d) The Occupational Health and Safety Act No 85 and Amendment Act No 181 of 1993, (latest edition), Construction Regulation 2014 and the Code of Practice: Managing exposure to SARS-Cov-2 in the workplace
- e) Safety, Health, Environmental and Quality Policy for Construction and Maintenance Programmes, Health and Safety Baseline Specification and Baseline Risk Assessment.
- f) The Standard Conditions of Tender to follow is obtained from Annexure C of CIDB Standard for Uniformity in Construction Procurement, Board Notice 423 Government Gazette No. 42622 of 8 August 2019, which contains references to the Tender Data for details that apply specifically to the Tender.
- g) In addition, Tenderers are advised, in their own interest, to obtain their own copies of the following acts, regulations and standards referred to in this document as they are essential for the Tenderer to get acquainted with the basics of construction management, the implementation of preferential construction procurement policies and participation of targeted enterprise and labour.
  - The Construction Industry Development Board Act No 38 of 2000 and the Regulations in terms of the CIDB Act 38/2000, Government Gazette Notice No 38960 of 10 July 2015
  - SANS 1921:2004 Construction and Management
    - a. Part 1: General Engineering and Construction Works
  - Preferential Procurement Policy Framework Act and its Regulations as published in the Government Gazette No. 47452 of Vol. 689 4 November 2022
  - Any other relevant legislative documents

#### 4. PROJECT DURATION

The overall contract duration of **11 months** maximum for all the planning, design and construction work from the date of the kick-off meeting.

#### 5. DELIVERABLES AND TIMEFRAMES

The Service Provider shall deliver the following deliverables as per the Infrastructure Delivery and Procurement Management (FIDPM) and the Gazetted outputs in line with the various in guidelines and legislative acts for built environment professional services.

- **Stage 1** Initiation/Scoping/Condition Assessment Report with cost plan - 20 working days from the date of appointment (To be presented to LDPWR&I for approval)
- **Stage 2** Detailed Design and Specifications with Bills of Quantity - 25 working days from Stage 1 approval (To be presented to LDPWR&I for approval)

- **Stage 3** Construction documentation (reports, drawings and specification) Detailed work plan and decanting plan - 10 working days from Stage 2 approval
- **Stage 4** Site Handover - 10 working days from Stage 3 approval
- **Stage 5** Construction – Duration 9 months
- **Stage 6** Handover & Close Out (After Stage 5 approvals)

The appointed Professional Service Provider will be invited to attend a project Inception Meeting with LDPWR&I and the User Department within five (5) working days of appointment as stipulated by the Employer. Following this meeting, the Service Provider will be expected to submit and present a detailed Workplan / Project Programme reflecting all the tasks necessary to complete the assignment including the resource allocation and utilization. The programme is to be accompanied by a Risk Register.

## **PART C3.2: THE EXPANDED PUBLIC WORKS PROGRAMME – SCOPE OF WORKS**

### **1. Employers objective**

The employer's objectives are to deliver public infrastructure using labour intensive methods in accordance with EPWP Guidelines

### **2. Use of local Workers for LI designated activities**

Labour-intensive works shall be constructed/maintained using local workers who are temporarily employed in terms of this Scope of Work.

### **3. Competencies of LI Management and Supervisory staff**

Contractors shall engage supervisory and management staff in labour-intensive works that have completed the skills programme including Foremen/Supervisors at NQF "National Certificate: Supervision of Civil Engineering Construction Processes" and Site Agent/Manager at NQF level 4 "Manage labour-intensive Construction Processes" or equivalent QCTO qualifications.

### **4. Ministerial Determination**

[https://www.google.com/url?sa=t&source=web&rct=j&opi=89978449&url=https://www.gov.za/documents/basic-conditions-employment-act-ministerial-determination-4-expanded-public-works&ved=2ahUKEwiTp6LK\\_PyMAxUJW0EAHd0TNccQFnoECBUQAQ&usg=AOvVaw2d9VV2slntKoPnAhyMziqS](https://www.google.com/url?sa=t&source=web&rct=j&opi=89978449&url=https://www.gov.za/documents/basic-conditions-employment-act-ministerial-determination-4-expanded-public-works&ved=2ahUKEwiTp6LK_PyMAxUJW0EAHd0TNccQFnoECBUQAQ&usg=AOvVaw2d9VV2slntKoPnAhyMziqS)

### **5. Provision of Hand tools**

The Contractor shall provide his labour force with hand tools of adequate quality, sufficient in numbers and make the necessary provisions to maintain the tools in good and safe working conditions

### **6. Wage Dispute (Contractor default to pay participants)**

Any dispute between the Contractor and EPWP Workers, regarding delayed payment or default in payment of fair wages, if not resolved immediately may compel the Employer to intervene.

The Employer may, upon the Contractor defaulting payment, pay the moneys due to the workers not honoured in time, out of any moneys due or which may become due to the Contractor under the Contract.

### **7. Reporting requirement of Contractor**

The Contractor should submit the following at the beginning of the Contract:

- (a) Contracts of all the workers employed on the contracts including their certified identity documents;
- (b) Proof of Registration for COIDA and UIF;

(c) OHS Files

The Contractor shall submit monthly returns/reports as specified below:

- (a) Signed Muster rolls/pay sheets of temporary workers and permanent staff detailing the number, category, gender, rate of pay and daily attendance.
- (b) Copies of certified identity documents of workers
- (c) Number of persons who have attended training including nature and duration of training provided
- (d) Assets created, rehabilitated or maintained in accordance with indicators in the EPWP M&E framework
- (e) Plant utilization returns
- (f) Progress report detailing production output compared to the programme of works

## **PART C3.3: THE EXPANDED PUBLIC WORKS PROGRAMME – PARTICULAR SPECIFICATION**

### **1. EPWP Special Project Specification**

As much as is economically feasible all work shall be implemented by employing Labour Intensive Construction methods. Over and above the normal Building and Allied works to be implemented by employing skilled and unskilled labour the works specified in the “Guidelines for the Implementation of Labour-Intensive Infrastructure Projects under the Expanded Public Works Programme (EPWP)” shall be undertaken using Labour Intensive Construction methods.

### **2. Requirement for Sourcing and engagement of Labour**

Unskilled and semi-skilled labour required for the execution of all labour intensive works shall be engaged strictly in accordance with prevailing legislation and SANS 1914-5, Participation of Targeted Labour.

The minimum rate of pay set for the EPWP is R 126.64 per day.

Tasks established by the contractor must be such that:

- (a) the average worker completes 5 tasks per week in 40 hours or less; and
- (b) the weakest worker completes 5 tasks per week in 55 hours or less.
- (c) The contractor must revise the time taken to complete a task whenever it is established that the time taken to complete a weekly task is not within the requirements of 1.1.3 of the EPWP Infrastructure Guidelines.

The Contractor shall, through all available community structures, inform the local community of the labour intensive works and the employment opportunities presented thereby. Preference must be given to people with previous practical experience in construction and / or who come from households:

- a) where the head of the household has less than a primary school education;
- b) that have less than one full time person earning an income;
- c) where subsistence agriculture is the source of income.
- d) those who are not in receipt of any social security pension income

### **3. Employment demographics**






The Contractor shall endeavour to ensure that the expenditure on the employment of temporary workers is in the following proportions:

- a) 60 % women;
- b) 55% youth who are between the ages of 18 and 35; and
- c) 2% on persons with disabilities.

### **4. SANS 1914-5**

[https://www.google.com/url?sa=t&source=web&rct=j&opi=89978449&url=https://www.gov.za/sites/default/files/gcis\\_document/201409/25656a0.pdf&ved=2ahUKEwjA29Lj\\_PyMAxWDZ0EAHfgSBdUQFnoECAkQAQ&usg=AOvVaw3RoDVbrwtN7Tffo0fngTbQ](https://www.google.com/url?sa=t&source=web&rct=j&opi=89978449&url=https://www.gov.za/sites/default/files/gcis_document/201409/25656a0.pdf&ved=2ahUKEwjA29Lj_PyMAxWDZ0EAHfgSBdUQFnoECAkQAQ&usg=AOvVaw3RoDVbrwtN7Tffo0fngTbQ)

## 5. Sample Project Nameboard

30	985	30																
30	 																	
570																		
30	<p>CONTRACT NO:</p> <p>PROJECT NAME</p>																	
125																		
75																		
30																		
200																		
30																		
1380																		
400																		
30																		
420																		
	<table border="1"> <tr> <td>CONSULTING ENGINEER</td> <td>NTSAKO TIYANI AND ASSOCIATES</td> </tr> <tr> <td>CONTRACTOR A</td> <td>CONTRACTOR A</td> </tr> <tr> <td>CONTRACTOR B</td> <td>CONTRACTOR B</td> </tr> <tr> <td>CONTRACTOR C</td> <td>CONTRACTOR C</td> </tr> <tr> <td>CONTRACTOR D</td> <td>CONTRACTOR D</td> </tr> <tr> <td>CONTRACTOR E</td> <td>CONTRACTOR E</td> </tr> <tr> <td>CONTRACTOR F</td> <td>CONTRACTOR F</td> </tr> <tr> <td>CONTRACT DURATION</td> <td></td> </tr> </table> <p>FINANCIERS:</p> <p>EXPANDED PUBLIC WORKS PROGRAMME INTEGRATED GRANT</p> <p>URBAN SETTLEMENTS DEVELOPMENT</p>		CONSULTING ENGINEER	NTSAKO TIYANI AND ASSOCIATES	CONTRACTOR A	CONTRACTOR A	CONTRACTOR B	CONTRACTOR B	CONTRACTOR C	CONTRACTOR C	CONTRACTOR D	CONTRACTOR D	CONTRACTOR E	CONTRACTOR E	CONTRACTOR F	CONTRACTOR F	CONTRACT DURATION	
CONSULTING ENGINEER	NTSAKO TIYANI AND ASSOCIATES																	
CONTRACTOR A	CONTRACTOR A																	
CONTRACTOR B	CONTRACTOR B																	
CONTRACTOR C	CONTRACTOR C																	
CONTRACTOR D	CONTRACTOR D																	
CONTRACTOR E	CONTRACTOR E																	
CONTRACTOR F	CONTRACTOR F																	
CONTRACT DURATION																		
	  																	

## 6. CONSTRUCTION METHODS

### Labour Intensive Specification in the Guidelines pertaining to "Earth works": GENERIC LABOUR-INTENSIVE SPECIFICATION

The Generic Labour-intensive specification below is the same as SANS 1921-5,

Construction and management requirement for works contracts- Part 5: Earth works activities which are to be performed by hand and should be included in the scope of works without amendment or modification as set out below.

#### SCOPE

This specification establishes general requirements for activities which are to be executed by hand involving the following:

- a) Trenches having a depth of less than 1.5 metres
- b) Storm water drainage

#### PRECEDENCE

Where this specification is in conflict with any other standard or specification referred to in the Scope of Works to this Contract, the requirements of this specification shall prevail.

#### HAND EXCAVATEABLE MATERIAL

Hand excavatable material is material:

- a) Granular materials:
  - i) whose consistency when profiled may in terms of table 1 be classified as very loose, loose, medium dense, or dense; or
  - ii) where the material is a gravel having a maximum particle size of 10mm and contains no cobbles or isolated boulders, no more than 15 blows of a dynamic cone penetrometer is required to penetrate 100mm;
- b) Cohesive materials:
  - i) whose consistency when profiled may in terms of table 1 be classified as very soft, soft, firm, stiff and stiff / very stiff; or
  - ii) where the material is a gravel having a maximum particle size of 10mm and contains no cobbles or isolated boulders, no more than 8 blows of a dynamic cone penetrometer is required to penetrate 100mm;

Note:

- 1) A boulder, a cobble and gravel is material with a particle size greater than 200mm, between 60 and 200mm.
- 2) A dynamic cone penetrometer is an instrument used to measure the in-situ shear resistance of a soil comprising a drop weight of approximately 10 kg which falls through a height of 400mm and drives a cone having a maximum diameter of 20mm (cone angle of 60° with respect to the horizontal) into the material being used.

**Table 1: Consistency of materials when profiled**

GRANULAR MATERIALS		COHESIVE MATERIALS	
CONSISTENCY	DESCRIPTION	CONSISTENCY	DESCRIPTION
Very loose	Crumbles very easily when scraped with a geological pick.	Very soft	Geological pick head can easily be pushed in as far as the shaft of the handle.
Loose	Small resistance to penetration by sharp end of a geological pick.	Soft	Easily dented by thumb; sharp end of a geological pick can be pushed in 30-40 mm; can be moulded by fingers with some pressure.
Medium dense	Considerable resistance to penetration by sharp end of a geological pick.	Firm	Indented by thumb with effort; sharp end of geological pick can be pushed in up to 10 mm; very difficult to mould with fingers; can just be penetrated with an ordinary hand spade.
Dense	Very high resistance to penetration by the sharp end of geological pick; requires many blows for excavation.	Stiff	Can be indented by thumbnail; slight indentation produced by pushing geological pick point into soil; cannot be moulded by fingers.
Very dense	High resistance to repeated blows of a geological pick.	Very stiff	Indented by thumbnail with difficulty; slight indentation produced by blow of a geological pick point.



### **Trench excavation**

All hand excavatable material in trenches having a depth of less than 1,5 metres shall be excavated by hand.

### **Compaction of backfilling to trenches (areas not subject to traffic)**

Backfilling to trenches shall be placed in layers of thickness (before compaction) not exceeding 100mm. Each layer shall be compacted using hand stampers

- a) to 90% Proctor density;
- b) such that in excess of 5 blows of a dynamic cone penetrometer (DCP) is required to penetrate 100 mm of the backfill, provided that backfill does not comprise more than 10% gravel of size less than 10mm and contains no isolated boulders, or
- c) Such that the density of the compacted trench backfill is not less than that of the surrounding undisturbed soil when tested comparatively with a DCP.

### **Excavation**

All hand excavatable material including topsoil classified as hand excavatable shall be excavated by hand. Harder material may be loosened by mechanical means prior to excavation by hand.

The excavation of any material which presents the possibility of danger or injury to workers shall not be excavated by hand.

### **Clearing and grubbing**

Grass and small bushes shall be cleared by hand.

### **Shaping**

All shaping shall be undertaken by hand.

### **Loading**

All loading shall be done by hand, regardless of the method of haulage.

### **Haul**

Excavation material shall be hauled to its point of placement by means of wheelbarrows where the haul distance is not greater than 150 m.

## **PART C4 SITE INFORMATION**

**PRICING SCHEDULE FOR THE APPOINTMENT OF A TURNKEY CONTRACTOR FOR THE REFURBISHMENT OF THE CLUB HOUSE AT PARLIAMENTARY VILLAGE IN THE CAPRICORN DISTRICT.**

*Note: Tenderers to note that this pricing schedule is indicative and must be read and completed in conjunction with the works information provided.*

Item #	Description	Unit	Qty	Rate	Amount
<b>Section 1: PRELIMINARIES and GENERAL</b>					
1,1	<p>Allow for the preliminaries and general. Prices to include all applicable contract clauses, fixed, time based and value related components. All applicable and relevant OHS items as per the prevailing latest regulations must be adhered to and priced for accordingly for an estimated cost of construction of not more than R15 000 000,00 excl. Ps &amp; Gs.</p> <p><i>Note: The Contractor's responsible appointed professional Quantity Surveyor will be required to provide detailed Bill of Quantities in accordance with the JBCC in Stage 3 prior to construction commencement. All items and rates subject to the approval of the LDPWR&amp;I.</i></p>	%	R 15 000 000,00		
<b>Section 1 Total</b>					
<b>Section 2: BUILDING WORK</b>					
2,1	<b>Alterations:</b>				
2.1.1	<p>Estimated cost of alternations for the complete removal of damaged roof sheeting, gutters, drains, flashings, waterproofing and timber / steel, tiles, ceilings, carpens, sanitary fittings etc as per approved condition assessments report.</p> <p><i>Note: The Contractor's responsible appointed professional Quantity Surveyor will be required to provide detailed Bill of Quantities in Stage 3 prior to construction commencement. All items, quantities and rates subject to the approval of the LDPWR&amp;I.</i></p>	Sum	1	R 1 250 000,00	R 1 250 000,00
2,2	<b>New Works:</b>				
2.2.1	<p>Estimated cost of supply, delivery and installation of new roof sheeting, gutters, drains, flashings waterproofing and timber / steel, tiling, painting, ceiling, tiles, sanitary fittings, etc as per approved condition assessments report.</p> <p><i>Note: The Contractor's responsible appointed professional Quantity Surveyor will be required to provide detailed Bill of Quantities in Stage 3 prior to construction commencement. All items, quantities and rates subject to the approval of the LDPWR&amp;I.</i></p>	Sum	1	R 7 750 000,00	R 7 750 000,00
2.2.2	<p>Allow for the repair and making good to brick and concrete works and other affected work.</p> <p><i>Note: The Contractor's responsible appointed professional Quantity Surveyor will be required to provide detailed Bill of Quantities in Stage 3 prior to construction commencement. All items, quantities and rates subject to the approval of the LDPWR&amp;I.</i></p>	Sum	1	R 1 500 000,00	R 1 500 000,00
<b>Section 2 Total</b>					R 10 500 000,00
<b>Section 3: PROVISIONAL SUMS</b>					
	Note: All amounts to be used in full or partly with instruction of the client.				
3,1	<b>Community Liason Officer:</b>				
3.1.1	Allow a sum for the appointment of CLO.	Item	1	R 90 000,00	R 90 000,00
3.1.2	Profit and attendance	%		R 90 000,00	
3,2	<b>Project Steering Community:</b>				
3.2.1	<p>Allow a sum for a maximum of 5 PSC members.</p> <p><i>Note: Allowance is mainly transportaion and lunch for the unemployed PSC members</i></p>	Item	1	R 15 000,00	R 15 000,00
3.2.2	Profit and attendance	%		R 15 000,00	
<b>Section 3 Total</b>					

Item #	Description	Unit	Qty	Rate	Amount
<b>Section 4: PROFESSIONAL SERVICES</b>					
4.1	<b>DESIGN &amp; MONITORING CONSULTANTS</b> Note: Design and monitoring team to be managed by and paid by the contractor. All disciplines are to perform all functions from stage 1 to stage 6 of the project. All tendered resources must be Professionally Registered as indicated in the Functionality Criteria of this bid. All amounts to including disbursements. Note: Once appointed, the Contractor shall submit a detailed breakdown of the consultant's fees per work stage as indicated in the Scope of Works prior to commencement of Stage 1. Fees shall be claimed per work stage completed.				
4.1.1	Architect [Pr. Arch or Arch.T]	Item	1		
4.1.2	Profit and attendance for item 4.1.1	%			
4.1.3	Quantity Surveyor/PA [PrQS]	Item	1		
4.1.4	Profit and attendance for item 4.1.3	%			
4.1.5	Structural Engineer [Pr Eng or Pr Tech Eng]	Item	1		
4.1.6	Profit and attendance for item 4.1.5	%			
4.1.7	Additional Tests requested by the Engineer. Note: 3 quotations shall be provided to the client for approval prior to tests being conducted.	P. Sum	1	R 100 000,00	R 100 000,00
4.1.8	Profit and attendance for item 4.1.7	%			
4.1.9	Electrical Engineer [Pr Eng or Pr Tech Eng]	Item	1		
4.1.10	Profit and attendance for item 4.1.9	%			
4.1.11	Mechanical Engineer [Pr Eng or Pr Tech Eng]	Item	1		
4.1.12	Profit and attendance. for item 4.1.11	%			
4.1.13	OHS Agent [SACPMP Pr CHSA / CHSM]	Item	1		
4.1.14	Profit and attendance for item 4.1.13	%			
<b>Section 4 Total</b>					
<b>SUMMARY</b>  1 Section 1: PRELIMINARIES and GENERAL 2 Section 2: BUILDING WORK 3 Section 3: PROVISIONAL SUMS 4 Section 4: BUDGETARY ALLOWANCE 5 CONTINGENCY: Allow a sum for contingencies to be used at the client's discretion. To be deducted partly or in full by the client.  SUBTOTAL VAT 15%					<b>AMOUNT</b>          R 10 500 000,00          R 587 907,61
<b>TOTAL CARRIED TO FORM OF OFFER</b>					

## PROVISIONAL BOQ

## ALL RATES TO BE COMPLETED IN FULL

Item no	Unit	Qty	RATE ONLY
<b><u>BILL NO. 1</u></b>			
<b><u>DEMOLITIONS</u></b>			
<u>View site</u>			
Before submitting his tender the tenderer shall visit the site and satisfy himself as to the nature and extent of the work to be done and the value of the materials contained in the buildings or portions of the buildings to be demolished. No claim for any variations of the contract sum in respect of the nature and extent of the work or of inferior or damaged materials will be entertained			
<u>Explosives</u>			
No explosives whatsoever may be used for demolition purposes unless otherwise stated			
<u>General</u>			
Water supply pipes and other piping in ground that may be encountered and found necessary to disconnect or cut, shall be effectually stopped off or grubbed up and removed, and any new connections that may be necessary shall be made with proper fittings to the satisfaction of the principal agent			
Unless otherwise described all materials are to become the property of the employer and are to be removed from the site			
<u>Taking down and removing</u>			
1 Steel diamond mesh fence 1,2 m high with steel posts and droppers	m	1	
2 Security Fence 1,8m high with steel or timber posts and steel or timber droppers	m	1	
Carried to collection			

3	Steel diamond mesh security fence with steel posts and droppers and 45 degree barbed wire overhang, 1,8 m high overall	m	1
4	Dilapidated steel palisade fencing	m	1
5	Dilapidated steel palisade columns	no	1
<u>Demolishing and removing</u>			
6	Single storey building with pitched roof, 5 x 3 m on plan and 2,4m high at eaves, comprising unreinforced concrete surface bed, Block external walls, Block internal walls and Corrugated roof covering on Timber trusses	No	1
7	Single storey building with flat roof, 5 x 3 m on plan and 2,4 m high overall, comprising unreinforced concrete surface bed, reinforced concrete intermediate and roof slabs, Block external walls and Block internal walls	No	1
8	Note: The following items are to remain the property of the employer and are to be carefully taken out, temporarily stored, transported over a distance of approximately ?km to store and handed over to the employer:		
	1. Blocks		
	2. Steel door frames		
	3. Timber doors		
	4. Corrugated sheets		
9	Excavation in earth not exceeding 2m deep to remove foundations (Provisional)	m3	1
10	Extra over for removal of brickwork (Provisional)	m3	1
11	Extra over for removal of unreinforced (reinforced?) concrete (Provisional)	m3	1

Item no		Unit	Qty	Rate only
	<p><b><u>BILL NO. 2</u></b></p> <p><b><u>ALTERATIONS</u></b></p> <p><u>View site</u></p> <p>Before submitting his tender the tenderer shall visit the site and satisfy himself as to the nature and extent of the work to be done and the value of the materials salvageable from the alterations. No claim for any variations of the contract sum in respect of the nature and extent of the work or of inferior or damaged materials will be entertained</p> <p><u>Explosives</u></p> <p>No explosives whatsoever may be used for alteration purposes unless otherwise stated</p> <p><u>General</u></p> <p>The contractor shall carry out the whole of the works with as little mess and noise as possible and with a minimum of disturbance to tenants in the building and to adjoining premises and their tenants. He shall provide proper protection and provide, erect and remove when directed, any temporary tarpaulins that may be necessary during the progress of the works, all to the satisfaction of the principal agent</p> <p>Doors, fanlights, windows, fittings, frames, linings, etc which are to remain the property of the employer shall be carefully taken out, temporarily stored, transported over a distance of approximately ?km to store and handed over to the employer</p>			

Doors, fanlights, windows, fittings, frames, linings, etc which are to be re-used shall be thoroughly overhauled before refixing including taking off, easing and rehanging, cramping up, re-wedging as required and making good cramps, dowels, etc, and oiling, adjusting and repairing ironmongery as necessary, replacing any glass damaged in removal or subsequently and stopping up all nail and screw holes with tinted plastic wood to match timber, unless otherwise described. Re-painting or re-varnishing is given separately

Prices for taking out of doors, windows, etc shall include for removal of all beads, architraves, ironmongery, etc

Prices for taking out and removing doors and frames shall include for removing door stops, cabin hooks, etc

With regard to building up of openings in existing walls, cement screeds and pavings, granolithic, tops of walls, etc, shall be levelled and prepared for raising of brickwork

Making good of finishes shall include making good of the brick and concrete surfaces onto which the new finishes are applied, where necessary

The contractor will be required to take all dimensions affecting the existing buildings on the site and he will be held solely responsible for the accuracy of all such dimensions where used in the manufacture of new items (doors, windows, fittings, etc)

### **REMOVAL OF EXISTING WORK**

#### **Breaking up and removing unreinforced concrete**

1	Steps	m3	1
---	-------	----	---

2	75 mm Thick surface beds	m2	1
---	--------------------------	----	---

#### **Taking down and removing roofs, floors, panelling, ceilings, partitions, etc**

3	Corrugated sheet steel roof covering and timber purlins	m2	1
---	---	----	---



4	Gypsum plasterboard ceilings, including timber bandering, cornices, etc	m2	1
	Carried to collection		
5	Flush plastered gypsum plasterboard suspended ceilings, including suspension grid, hangers, cornices, etc	m2	1
6	Drywall partitions 3 m high, including doors, glazed borrowed lights, etc	m	1
7	238 x 12 mm fascias and barge board	m	1
8	100 mm x 100 mm gutters	m	1
9	100 mm diameter gutters	m	1
10	100 mm x 100 mm downpipes including short length pipes	m	1
	<u>Taking out and removing sundry joinery work, fittings, etc</u>		
11	Timber cornices	m	1
12	Timber skirtings	m	1
	<u>Taking up and removing wood block floor coverings, vinyl floor coverings, carpets, etc and preparing screeds for new floor coverings</u>		
13	Vinyl tile floor covering	m2	1
	<u>Taking out and removing ironmongery</u>		
14	Mortice lockset from timber door	No	1
	<u>Taking out/off and removing glass and mirrors</u>		
15	Glass from steel windows, including cleaning out rebates and preparing for new glass	m2	1
	<u>Semi face bricks pointed with recessed horizontal and vertical joints</u>		
16	Extra over brickwork for face brickwork in patches	m2	1

17	Cutting toothings and bonding new face brickwork to existing	m	1
	Carried to collection		
	<b><u>MAKING GOOD OF FINISHES ETC</u></b>		
	<u>Making good face brickwork</u>		
18	Faces of walls where one brick cross walls removed	m	1
	Carried to collection		
	<u>Making good gypsum plasterboard ceilings and timber bandering</u>		
19	Ceilings in patches	m2	1
	<u>Making good untinted granolithic</u>		
20	30 mm Thick on floors in patches	m2	1
	<u>Making good internal cement plaster</u>		
21	Walls in patches	m2	1
	<b><u>OPENINGS THROUGH EXISTING WALLS ETC</u></b>		
	<u>Altering openings</u>		
22	Altering opening in one brick wall where 813 x 2032 m high steel door frame removed to form opening for new door and frame 813 x 2032 m high overall by breaking out brickwork on both sides and bottom, including prestressed concrete lintels, making good cement plaster on one side and into reveals and face brickwork on other side and into reveals and with 20 MPa concrete threshold with steel trowelled finish (new door and frame and making good paintwork included)	No	1
	<b><u>Testing and Electrical fault finding</u></b>		
23	Testing existing electrical reticulation for faults	item	1

24	Removal of faulty circuit breakers	No	1
25	Removal of faulty flourescent lights	No	1
26	Removal of faulty light bulbs	No	1
27	Removal of faulty plugs	No	1
28	Removal of faulty light switches	No	1
29	Removal of faulty 2.5 mm2 insulated cable	No	1
30	Removal of faulty 4 mm2 insulated cable	No	1
	<u>Removal of sanitary fittings,tanks,geysers etc</u>		
31	Removal of complete WC	No	1
32	Removal of toilet water Cistern	No	1
	<u>Removal of doors, windows, fittings etc</u>		
33	Removal of steel door frames	No	1
34	Removal of wooden door size 813X2032mm	No	1
35	Removal of wooden door size 1620X2032mm	No	1
36	Removal of steel door size 813X2032mm	No	1
	<b>SERVICING OF DOORS AND WINDOWS</b>		
37	Replace window stays, handles and pegs	No	1
38	Remove door striker plate and replace with new	No	1
39	Tighten loose door striker plate	No	1

Item no	Unit	Qty	Rate only
<b><u>BILL NO 3</u></b>			
<b><u>MASONRY</u></b>			
<b><u>BRICKWORK</u></b>			
<u>Sizes in descriptions</u>			
Where sizes in descriptions are given in brick units, "one brick" shall represent the length and "half brick" the width of a brick			
<u>Bagged and sealed walls</u>			
Walls in two skins described as "bagged and sealed" shall be deemed to include having the outer face of the inner skin bagged with 1:6 cement and sand mixture and sealed with two coats bitumen emulsion waterproofing coating			
<u>Face bricks</u>			
Bricks shall be ordered timeously to obtain uniformity in size and colour			
<u>Pointing</u>			
Descriptions of recessed pointing to fair face brickwork and face brickwork shall be deemed to include square recessed, hollow recessed, weathered pointing, etc			
<b><u>BLOCKWORK</u></b>			
<u>Concrete masonry units</u>			
Blocks are to be either solid or hollow modular dense concrete masonry units having a compressive strength of 7MPa			
Carried to collection			

Wall ties for blockwork

Wall ties shall be polypropylene ties complying with BS 76377. Ties for hollow walls shall be of sufficient length to allow not less than 75mm of each end to be built into the blockwork. Ties are to be spaced at intervals of not more than 1m in the horizontal direction and not more than 400mm staggered in the vertical direction except at openings, vertical joints or ends of walls where they are to be placed vertically above each other

Blockwork

Blockwork shall comply with SANS 10145 "Concrete Masonry Construction"

Surfaces to be plastered shall have joints raked out to a depth of at least 10mm to provide a key. Cavities of hollow walls shall be kept free of mortar droppings or other undesirable matter. Every second perpend of the bottom course of the external skin of hollow walls shall be left open as a weep hole

Standard complementary blocks

Descriptions of blockwork shall be deemed to include standard complementary blocks such as corner, three-quarter, half and quarter blocks required in the construction of corners, reveals, jambs, ends, etc to solid and hollow walls and for bonding as necessary

**DECORATIVE BLOCKS**

Blocks shall be of approved manufacture, sound, well burnt or cured and uniform and true in size, shape and colour

**BRICKWORK****FOUNDATIONS (PROVISIONAL)****SUPERSTRUCTURE**

Brickwork of NFX bricks (14 MPa nominal compressive strength) in class II mortar in loadbearing walls etc

Carried to collection

1	One brick walls	m2	1
2	Half Brickwall	m2	1
	<u>2,5mm Brickwork reinforcement</u>		
3	180 mm Wide reinforcement built in horizontally	m	1
4	150 mm Wide reinforcement built in horizontally	m	1
5	75 mm Wide reinforcement built in horizontally	m	1
	<b><u>BLOCKWORK</u></b>		
	<b><u>SUPERSTRUCTURE</u></b>		
	<u>Blockwork in class II mortar</u>		
6	150 mm Walls	m2	1
7	55 mm Walls in beamfilling	m2	1
	<b>FACE BRICKWORK</b>		
8	Extra over brickwork for face brickwork	m2	1
9	Extra over brickwork for face brickwork in beam filling	m2	1
10	Fair raking and cutting	m	1
11	Brick-on-edge header course coping,sills, etc. of face bricks pointed with recessed joints on all exposed faces	m	1
12	Extra over brickwork for brick-on-edge header course lintels pointed on two sides and 110mm soffit	m	1
13	Face brick-on-edge window sill 200mm wide pointed on two side and on top and set at an angle	m	1
14	Fair cutting and fitting around pipe not exceeding 100mm diameter	No	1
	Carried to collection		

**BLOCKWORK SUNDRIES**Wall bonding ties

15	6mm Diameter galvanised mild steel rod wall bonding tie 1500 mm girth, four times bent and built horizontally into blockwork at wall intersections, construction joints, etc	No	1
16	70mm Wide "?" galvanised expanded steel wall bonding tie 150 mm long built horizontally into blockwork at wall intersections, construction joints, etc	No	1

Galvanised wire ties etc

17	4mm Diameter roof tie 2m girth bent double, with one end built into brickwork and other end fixed to timbe	No	1
----	--	----	---

Air bricks etc

18	229 x 152mm Concrete vermin proof air brick	No	1
----	---	----	---

**FIBRE-CEMENT WINDOW SILLS**Natural grey sills in single lengths bedded in class 2 mortar including metal fixing lugs etc

19	12 x 110 mm Wide sills set flat and slightly projecting	m	1
----	---	---	---

**GLASS BLOCK WALLS**150 x 150 x 110 mm Type ? glass blocks bedded and jointed in slow-setting class ? mortar with continuous joints in both directions and pointed in tinted mortar on both sides with flush horizontal and vertical joints

20	150 mm Walls	m2	1
----	--------------	----	---

Item no		Unit	Qty	Rate only
	<b><u>BILL NO 4</u></b>			
	<b><u>WATERPROOFING</u></b>			
	<b><u>Waterproofing</u></b>			
	Waterproofing of roofs, basements, etc shall be laid under a ten year guarantee. Waterproofing to roofs shall be laid to even falls to outlets etc with necessary ridges, hips and valleys. Descriptions of sheet or membrane waterproofing shall be deemed to include additional labour to turn-ups and turn-downs			
	<b><u>DAMPPROOFING OF WALLS AND FLOORS</u></b>			
	<b><u>One layer 375 micron embossed polyethylene dampproof course (SANS 952-1985 type B)</u></b>			
1	In walls	m2	1	
	<b><u>One layer 375 micron orange polyethylene waterproof sheeting (SANS 952-1985 type A) sealed at laps with PVC self-adhesive tape</u></b>			
2	Under surface beds	m2	1	
3	Vertically between walls	m2	1	



Item no		Unit	Qty	Rate only
	<b><u>BILL NO 5</u></b>			
	<b><u>ROOF COVERINGS, CLADDINGS, ETC</u></b>			
	<b><u>PROFILED METAL SHEETING AND ACCESSORIES</u></b>			
	<u>User note</u>			
	<p><i>Profiled metal sheeting is available in various thicknesses Usually Z275 spelter galvanising is used in inland areas and Z600 spelter galvanising for coastal areas. However galvanised sheeting is generally not used in coastal areas When the pitch of troughed roof covering is less than 5 degrees or if dustproofing is required then the description of roof coverings "with side laps sealed" is to be used</i></p> <p><i>Where roof coverings are fixed on top of rigid board insulation to purlins etc they are to be described as such Note that besides galvanised steel, sheeting is also available in corten steel, stainless steel, copper and aluminium</i></p>			
	<u>IBR 0,6 mm Z600 spelter galvanised corrugated steel sheets fixed to timber purlins</u>			
1	Roof covering with a 12 degree pitch	m2	1	
	<b><u>PROFILED METAL SHEETING AND ACCESSORIES</u></b>			
	0,6mm "Kliplok" roof sheeting in chromadek finish fixed to timber purlins(elsewhere)			
2	Roof covering with pitch not exceeding 25 degrees	m2	1	
	Sundries			
3	12" Thermal resistance sisalation laid on purlins(Double sided aluminium SANS Approved)	m2	1	
	Carried to collection			

**RAINWATER DISPOSAL**Aluzink seamless metal gutters:

4	100x100x0.6mm Standard rainwater gutters fixed with gutters brackets	m	1
5	Extra over for closed ends	No	1
6	75x100x0.6mm Thick galvanized rainwater downpipes fixed to wall	m	1
7	Extra over rainwater pipe for eaves offset	No	1
8	Ditto, for shoe	No	1

Item no		Unit	Qty	Rate only
	<b><u>BILL NO 6</u></b>			
	<b><u>CARPENTRY AND JOINERY</u></b>			
	<u>Fixing</u>			
	Items described as "nailed" shall be deemed to be fixed with hardened steel nails or pins, or to be shot-pinned, to brickwork or concrete			
	Items described as "plugged" shall be deemed to include screwing to fibre, plastic or metal plugs at not exceeding 500mm centres, and where described as "bolted", the bolts have been given elsewhere			
	<u>Decorative thermosetting plastic laminate covering</u>			
	Laminate covering shall be glued under pressure and edge strips of same shall be butt jointed at junctions with adjacent similar finish			
	<b><u>STRUCTURAL TIMBERWORK ETC</u></b>			
	<u>Wrought softwood grade ?</u>			
1	38 x 114mm Wall plates	m	1	
2	38 x 114mm Rafters	m	1	
3	38 x 76 mm Purlins	m	1	
	<u>Sundries</u>			
4	Wrought faces on sawn timbers	m2	1	
5	Two coats creosote on sawn timbers	m2	1	
6	25 x 0,6 mm Type ? hurricane fastener including nailed	No	1	
7	20 x 0,6 mm Galvanised hoop iron roof tie 2 m girth with both ends fixed to timber	No	1	
	Carried to collection			

**TIMBER DOORS, WINDOWS, ETC****DOORS, ETC**Wrought Meranti doors hung to steel frames

8	40 mm Single panel stable door 813 x 2032 mm high with rebated meeting rails, each leaf of 200 mm wide top rail, stiles and bottom rail and 40 x 100 mm brace, filled in with 76 mm tongued and grooved V-jointed one side vertical boarding with tongued and grooved joints to rails and stiles and with inner edges of framing and abutting edges of boarding chamfered to form V-joint	No	1
---	---	----	---

	40 mm Single panel stable door 1600 x 2032 mm high with rebated meeting rails, each leaf of 200 mm wide top rail, stiles and bottom rail and 40 x 100 mm brace, filled in with 76 mm tongued and grooved V-jointed one side vertical boarding with tongued and grooved joints to rails and stiles and with inner edges of framing and abutting edges of boarding chamfered to form V-joint	No	1
--	--	----	---

Semi-solid core flush doors with concealed hardwood edges and finished both sides with 3,2mm tempered hardboard suitable for painting and hung to steel door frames

9	40mm Door 914 x 2032mm high	No	1
---	-----------------------------	----	---

**FLOORS AND SKIRTINGS****SKIRTINGS**Wrought meranti

10	22 x 76 mm Skirtings, nailed	m	1
----	------------------------------	---	---

**EAVES,VERGES,ETC**

11	15x225mm Fascia and barge board screwed to timber trusses(elsewhere) with two brass screws at maximum 1200mm centres and jointed with and including standard aluminium half round cover strips at all joints	m	1
----	--	---	---

Item no	Unit	Qty	Rate only
<b><u>BILL NO 9</u></b>			
<b><u>CEILINGS, PARTITIONS AND ACCESS FLOORING</u></b>			
<u>User note</u>			
<u>Fixing</u>			
Items described as "nailed" shall be deemed to be fixed with hardened steel nails or pins, or to be shot-pinned, to brickwork or concrete			
Items described as "plugged" shall be deemed to include screwing to fibre, plastic or metal plugs at not exceeding 500mm centres, and where described as "bolted", the bolts have been given elsewhere			
<u>Ceilings</u>			
Unless otherwise described ceilings shall be deemed to be horizontal			
<u>Bulkheads</u>			
Unless otherwise described bulkheads shall be deemed to be horizontal along the length			
<u>Steel components</u>			
All steel components for ceilings, partitions, etc are to be galvanised in accordance with SANS 121			
<b><u>CEILING TIMBERS, BEADS, INSULATION, ETC</u></b>			
<u>Wrought softwood</u>			
1 38 x 114mm Ceiling joists	m	1	
2 38 x 38mm Runners	m	1	
3 38 x 38mm Hangers 1200 mm long	No	1	
4 22 x 76mm Cornices, nailed	m	1	
Carried to collection			

**NAILED-UP CEILINGS****SUPPLEMENTARY PREAMBLES****Openings**

Prices for openings for light fittings, ventilation grilles, air conditioning diffusers, etc are to include for any necessary additional support, trimming around, etc

6mm fibre-cement boards with H-profile primed steel jointing cover strips over joints

- |   |  |    |   |
|---|--|----|---|
| 5 | Ceilings including 38 x 38 mm sawn softwood bandering at 450 mm centres generally in one direction and 38 x 38 mm branders and cross branders at joints and edges of boards                                      | m2 | 1 |
| 6 | Extra over ceiling for 600 x 600 mm trap door of 50 x 76 mm wrought softwood rebated framing with one cross brander, covered with ceiling board and fitted flush in opening, including necessary trimmers around | No | 1 |

**Gypsum plasterboard cornices**

- |   |                      |   |   |
|---|----------------------|---|---|
| 7 | 76 mm Coved cornices | m | 1 |
|---|----------------------|---|---|

**DRYWALL PARTITIONS****SUPPLEMENTARY PREAMBLES**

Unless otherwise described, prices for partitions shall be deemed to include for standard flat section aluminium skirting on boarded sides

Wall paper and paint or varnish finishes are given separately

Carried to collection

<u>? partitions with two layers of 12,5mm thick "?" board cladding on both sides</u>		
8	Partitions 3 m high with top and bottom tracks plugged, with lower section solid 1 m high and upper section 2 m high framed all round with "Drywall" mill finished anodised aluminium glazing sections and divided into panels with aluminium mullions at 1,2 m centres, with each panel glazed with 4 mm clear float glass including neoprene glazing gaskets	m 1
9	Extra over partition 3 m high for vertical abutment	No 1
10	Extra over partition 3 m high for corner	No 1
11	Extra over partition 3 m high for T-intersection	No 1
12	Extra over partition 3 m high for fair end	No 1
<u>Extra over "?" partitions for 40mm semi-solid flush doors with ? veneer on both sides and hardwood edge strips to vertical edges, hung to and including standard natural anodised aluminium door frame with one pair of 100mm nylon washered aluminium hinges to each hanging stile, including additional studding, trimming, etc. to partitions</u>		
13	Door 813 x 2032 mm high including "Cylider" lockset	No 1
<b><u>TOILET CUBICLES</u></b>		
<u>Toilet cubicles consisting of 20mm thick partitions, doors and stiles of laminated construction with outer skins of vitreous enamelled steel sheets bonded to wood particle board, all framed in natural anodised aluminium channel section beading, top rails and fixing components and fitted with all necessary ironmongery comprising standard indicating bolts, combined coat hooks and door stops, toilet roll holders and rubber buffers</u>		
14	Partition 1200 x 1800mm high	No 1
15	Door 813 x 1800mm high	No 1
16	Full stile 210 x 2000mm high	No 1

	Carried to collection		
17	End stile 145 x 2000mm high	No	1
18	Wall stile 105 x 2000mm high	No	1
19	Extra over for chromium plated rising butt hinge	No	1
20	Extra over for powder coating to aluminium beading, brackets and ironmongery - per cubicle	No	1



Item no		Unit	Qty	Rate only
	<b><u>BILL NO 10</u></b>			
	<b><u>IRONMONGERY</u></b>			
	<b><u>HINGES, BOLTS, ETC</u></b>			
	<u>Manufactured by "?"</u>			
	<u>In accordance with "?" catalogue</u>			
1	?mm Chromium plated (brass?) barrel bolt with keep let into concrete	No	1	
2	?mm "Ref ?" flush bolt with keep fixed to metal	No	1	
3	Ref ? WC indicator bolt with keep fixed to metal	No	1	
4	Ref ? panic bolt for double door ?mm high with one keep let into concrete	No	1	
	<b><u>CATCHES, CABIN HOOKS, ETC</u></b>			
	<u>Manufactured by "?"</u>			
	<u>In accordance with "Union" catalogue or simila approved</u>			
5	?mm "Ref ?" cabin hook and eye including 70 x 70 x 20mm chamfered hardwood block twice oiled and plugged	No	1	
	<b><u>LOCKS</u></b>			
	<u>Keys</u>			
	Unless otherwise described locks shall have two keys each			
	<b><u>EN-SUITE LOCKS</u></b>			
	The following locks are to be suitable for master key operation			
	Carried to collection			

The following locks are to be suitable for master and grand master key operation

Manufactured by "Union" or similar approved

In accordance with "Union" catalogue or similar approved

6	75mm "Ref ?" padlock	No	1
7	Ref ? double cylinder deadlock	No	1
8	Master key	No	1

### **LOCKS**

Approved

9	75mm Three lever upright mortice lockset with satin chrome furniture	No	1
10	75mm Two lever upright mortice lockset with satin chrome furniture		
11	Indicator Lockset	No	1

### **HANDLES**

12	Aluminium Pull handle	No	1
13	Set of two, 300mm chromium plated pull handles fixed back to back on doors for disabled toilet door	No	1

### **BATHROOM FITTINGS**

Manufactured by "Kimberley Clark" or similar approved

In accordance with "Kimberley Clark" catalogue or similar approved

14	Ref ? chromium plated stainless steel toilet roll holder, plugged	No	1
15	Ref ? chromium plated stainless steel lockable toilet roll holder, plugged	No	1

|

|

|

16	Ref ? chromium plated stainless steel soap dish, plugged Carried to collection	No	1
<b><u>DOORSTOPS</u></b>			
	Approved		
17	38mm Diameter rubber door stop plugged and screwed to wall or door	No	1
<b><u>LETTERS,NAMEPLATES,ETC</u></b>			
	<b>Indicator plates countersunk holed for and screwed to door or brickwork with chromium plated domeheaded screws</b>		
18	75x150mm Aluminium international toilet sign with MALE or FEMALE or WHEELCHAIR figure screwed to door	No	1
19	32mm Grab rail 700mm long with two 206mm return ends bolted	No	1
20	32mm Cranked grab rail 300X300X300mm long with two 80mm return ends bolted	No	1
<b>Stainless steel</b>			
21	Stainless steel mirror size 350x400mm plugged to wall with chrome plated screws	No	1

Item No		Unit	Qty	Rate only
	<b><u>BILL NO 11</u></b>			
	<b><u>STRUCTURAL STEELWORK</u></b>			
	<i>Finishing-off painting is to be included in this trade only when the structural steel contractor is required to execute the work</i>			
	<b><u>Descriptions</u></b>			
	Descriptions of bolts shall be deemed to include nuts and washers			
	<b><u>STEEL WATER TANK STAND</u></b>			
1	2500 litres Welded Square Steel Water Stand 1500 wide x 3000 mm high overall, formed of 80 x 80 x 6mm x 7.4kg/m Equal angle columes, IPE 100 x 55mm x 8.1kg/m I Section Beam, 76 x 50 x 20 x 2 mm cold formed lipped channels top floor members, 30 x 6 mm thick flat bar cross bracing and 40 x 40 x 6 mm equal angle tie beams at 1500 mm centers, including holes and bolting to steel beams and steel columns cast into 800 x 800 x 700 mm concrete bases	t	1	
2	5000 litres Welded Square Steel Water Stand 1900 wide x 3000 mm high overall, formed of 80 x 80 x 6mm x 7.4kg/m Equal angle columes, IPE 100 x 55mm x 8.1kg/m I Section Beam, 76 x 50 x 20 x 2 mm cold formed lipped channels top floor members, 30 x 6 mm thick flat bar cross bracing and 40 x 40 x 6 mm equal angle tie beams at 1500 mm centers, including holes and bolting to steel beams and steel columns cast into 800 x 800 x 700 mm concrete bases	t	1	
	<b><u>STEEL STAIRS, BALUSTRADING, HANDRAILS, CAT LADDERS, FLOORING, ETC</u></b>			
3	Welded horizontal balustrading to walkways of flat section continuous top and bottom rails with vertical hollow section standards framed through bottom rail and filled in between top and bottom rails with vertical hollow section balusters	t	1	

Item no	Unit	Qty	Rate only
<b><u>BILL NO 12</u></b>			
<b><u>METALWORK</u></b>			
<u>User note</u>			
<u>Descriptions of bolts, anchors, etc</u>			
Descriptions of bolts shall be deemed to include nuts and washers			
Descriptions of expansion anchors and bolts and chemical anchors and bolts shall be deemed to include nuts, washers and mortices in brickwork or concrete			
Items described as "holed for bolt(s)" shall be deemed to exclude the bolts unless otherwise described			
Items described as "plugged" shall be deemed to include screwing to fibre, plastic or metal plugs at not exceeding 600mm centres			
<b><u>STEEL GATES, SCREENS, ETC</u></b>			
<u>Welded screens and gates to ?</u>			
1	Single gate 1200 x 2032 mm high of 30 x 30 x 2mm hollow section frame and 30 x 30 x 20 mm hollow section horizontal middle rail, filled in with 30 x 30 x 2 mm hollow section vertical bars at 90 mm centres and fitted with a pair of suitable hinges welded to post and with ears for padlock		
	No	1	
<b><u>STEEL MINOR WORK</u></b>			
<u>Bolts</u>			
2	Bolts		
	kg	1	
3	16 mm Expansion bolt		
	No	1	
Carried to collection			

**PRESSED STEEL DOOR FRAMES**1,2mm Double rebated frames suitable for half brick walls

4	Frame for door 813 x 2032 mm high	No	1
---	-----------------------------------	----	---

1,6mm Double rebated frames suitable for one brick walls

5	Frame for door 813 x 2032 mm high	No	1
---	-----------------------------------	----	---

1,2 mm Double rebated frames suitable for one brick walls with two 100mm brass butt hinges per door leaf

6	Frame for door 813 x 2032 mm high	No	1
---	-----------------------------------	----	---

**STEEL WINDOWS, DOORS, ETC**Standard school windows

7	Window type ND4, 1632 x 1215 mm including burglar bars	No	1
---	--	----	---

8	Window type NE1, 533X654mm including burglar bars	No	1
---	---	----	---

9	Window type NE7, 1022X654mm including burglar bars	No	1
---	--	----	---

**WELDED SCREENS,GATES,ETC Steel gates and frames**

10	Single gate formed of 40x60x2mm hollow section framing all round mitred and welded at angles with two 40x6mm flat section horizontal intermediate rails with ends welded to framing and with six 19mm diameter rod vertical bars framed through intermediate rails with ends welded to framing(hinges,locking devices,etc. elsewhere); size 900x2032mm high	No	1
----	---	----	---

11	Single gate formed of 40x60x2mm hollow section framing all round mitred and welded at angles with two 40x6mm flat section horizontal intermediate rails with ends welded to framing and with six 19mm diameter rod vertical bars framed through intermediate rails with ends welded to framing(hinges,locking devices,etc. elsewhere); size 1620x2032mm high	No	1
----	--	----	---

Item	Unit	Qty	Rate only
<b><u>BILL NO 13</u></b>			
<b><u>PLASTERING</u></b>			
<b><u>GRANOLITHIC</u></b>			
<u>Method</u>			
The method to be used shall be either the monolithic method or the bonded method			
<u>Preparation</u>			
For granolithic applied monolithically, the concrete floor shall be swept clean after bleeding of the concrete has ceased and the slab has begun to stiffen; any remaining bleed water shall be removed and the granolithic applied immediately thereafter. For granolithic to be bonded to the floor slab after it has hardened, the slab surface shall be hacked (preferably by mechanical means) until all laitance, dirt, oil, etc is dislodged and swept clean of all loose matter. The slab shall then be wetted and kept damp for at least six hours before applying the granolithic			
<u>Mix</u>			
Granolithic shall attain a compressive strength of at least 41MPa. The coarse aggregate shall comply with SANS 1083 and shall generally be capable of passing a 10mm mesh sieve. Where the thickness of the granolithic exceeds 25mm, the size of the coarse aggregate shall be increased to the maximum size compatible with the thickness of the granolithic			
<u>Panels</u>			
Granolithic shall be laid in panels not exceeding 14m <sup>2</sup> for monolithic finishes, not exceeding 9,5m <sup>2</sup> for bonded finishes and not exceeding 6m <sup>2</sup> for all external granolithic. Wherever possible, panels shall be square but at no time should the length of the panel exceed 1,5 times its width			
Carried to collection			



Where possible joints between panels shall be positioned over joints in the floor slab and shall be at least 3mm wide through the full thickness of the finish, separated by strips of wood or fibreboard and finished with V-joints

#### Laying

Monolithic granolithic shall be applied to the partially set slab and thoroughly compacted and lightly wood floated to the required levels

Bonded granolithic shall be applied to the slab after applying a 1:1 sand-and-cement slurry brushed over the surface and allowed to partially set before applying the granolithic. The granolithic shall be thoroughly compacted and lightly wood floated to the required levels

After wood floating, the monolithic and bonded granolithic shall remain undisturbed until bleeding has ceased and the surface has stiffened. Any remaining bleed water and laitance shall then be removed and the surface steel trowelled or power floated

#### Curing, seasoning and protection

Granolithic shall be covered with clean hessian with waterproof building foil over and kept wet for at least seven days after laying

### **GRANOLITHIC**

#### Untinted granolithic, on concrete

1	20 mm Thick on floors and landings	m2	1
---	------------------------------------	----	---

### **INTERNAL PLASTER**

#### Cement plaster steel trowelled, on brickwork

2	On walls	m2	1
---	----------	----	---

3	On floors	m2	1
---	-----------	----	---

Carried to collection			
-----------------------	--	--	--

<b><u>EXTERNAL PLASTER</u></b>		
<u>Cement plaster wood floated, on brickwork</u>		
4 On Walls	m2	1
<u>Cement plaster wood floated, on concrete</u>		
5 On floors	m2	1

Item	Description	Unit	Qty	Rate only
	<b><u>BILL NO 14</u></b>			
	<b>TILING</b>			
	Unless described as "fixed with adhesive to plaster (plaster elsewhere)" descriptions of tiling on brick or concrete walls, columns, etc shall be deemed to include 1:4 cement plaster backing and descriptions of tiling on concrete floors etc shall be deemed to include 1:3 plaster bedding			
	<b>WALL TILING</b>			
	Glazed ceramic wall tiles fixed with adhesive to plaster (plaster elsewhere) (PC Amount R150-00/thousand Vat excl supplied and delivered to site)			
1	On walls	m2	1	
2	On narrow widths	m2	1	
3	On walls in isolated panels, splashbacks, etc	m2	1	
	<b>FLOOR TILING</b>			
	300 x 300 x 11,5mm Ceramic floor tiles fixed with adhesive to plaster (plaster elsewhere) and flush pointed with tinted waterproof jointing compound (PC Amount R150-00/thousand Vat excl supplied and delivered to site)			
4	On floors and landings	m2	1	
5	Skirting	m	1	

Item no	Unit	Qty	Rate only
<b><u>BILL NO 15</u></b>			
<b><u>PLUMBING AND DRAINAGE (PROVISIONAL?)</u></b>			
<u>Wire gratings</u>			
Descriptions of gutter outlets etc shall be deemed to include wire balloon gratings			
<u>Stormwater channels</u>			
Descriptions of channels shall be deemed to include necessary excavation, surface preparation, compaction, etc, and disposal of surplus material on site			
<u>French drains</u>			
Descriptions of french drains shall be deemed to include excavation, stone filling graded from 300mm diameter at bottom to 75mm diameter at top, "?" geofabric filter blanket over stone, 300mm earthfilling over and disposal of surplus material on site			
<u>Septic tanks</u>			
Descriptions of proprietary type septic tanks shall be deemed to include excavation, bedding and jointing, concrete base slabs, jointing to drains and backfilling, compaction, etc all in accordance with the manufacturer's instructions and disposal of surplus material on site			
<u>Stainless steel basins, sinks, wash troughs, urinals, etc</u>			
Stainless steel for economy basins, domestic sinks and worktops shall be Type 430 (17/0) Stainless steel for urinals, basins, quality sinks, wash troughs, institutional equipment, etc shall be Type 304 (18/8) Stainless steel for laboratory sinks, photographic equipment, etc shall be Type 316 (18/8) Units shall have standard aprons on all exposed edges and tiling keys against walls where applicable			
Carried to collection			

Sealing of edges

Outer edges of sinks, basins, baths, urinals, etc are to be sealed against adjacent surfaces with approved silicone

PVC-U pipes and fittings

Sewer and drainage pipes and fittings shall be jointed and sealed with butyl rubber rings Soil, waste and vent pipes and fittings shall be solvent weld jointed or sealed with butyl rubber rings

PVC-U pressure pipes and fittings

Pipes of 50mm diameter and smaller shall be plain ended with solvent welded PVC-U loose sockets and fittings  
Pipes of 63mm diameter and greater shall have sockets and spigots with push-in type integral rubber ring joints.  
Bends shall be PVC-U and all other fittings shall be cast iron, all with similar push-in type joints

High density polyethylene (HDPE) pipes and fittings

Pipes shall be type IV and of the class specified with compression fittings

Copper pipes

Pipes shall be hard drawn and half-hard pipes of the class described. Class 0 (thin walled hard drawn) pipes shall not be bent. Class 1 (thin walled half-hard), Class 2 (half-hard) and Class 3 (heavy walled half-hard) pipes shall only be bent with benders with inner and outer formers. Fittings to copper waste, vent and anti-syphon pipes, capillary solder fittings and compression fittings shall be "P" type. Capillary solder fittings shall comply with ISO 2016

Copper pipes are to be installed in accordance with the latest revision of the Code of Practice for Copper Plumbing soldering techniques. Flux, solder, etc to be strictly in accordance with the manufacturer's requirements with special attention to copper flux composition

Carried to collection

Reducing fittings

Where fittings have reducing ends or branches they are described as "reducing" and only the largest end or branch size is given. Should the contractor wish to use other fittings and bushes or reducers he may do so on the understanding that no claim in this regard will be entertained

Fixing of pipes

Unless specifically otherwise stated, descriptions of pipes shall be deemed to include fixing to walls, etc, casting in, building in or suspending not exceeding 1m below suspension level

Paper wrapping to pipes

Pipes chased into brickwork must be wrapped with two layers of stout brown paper tied with wire. Rates are to include for wrapping around joints and fittings

Disinfection of water pipework

Water pipework is to be disinfected at completion

Laying, backfilling, bedding, etc of pipes

Pipes shall be laid and bedded in accordance with manufacturers' instructions and trenches shall be carefully backfilled

Where no manufacturers' instructions exist, pipes shall be laid in accordance with the relevant section of SANS 2001

Carried to collection

General

Descriptions of cast iron roof outlets shall be deemed to include joints to pipes and casting into concrete (adaptors for joints to PVC pipes, etc are given separately)

Descriptions of overflow pipes where measured in number, shall be deemed to include joints to cisterns and splay cut ends

Descriptions of pipes laid in and including trenches and of inspection chambers, catchpits, etc shall be deemed to include excavation, bedding, backfilling, compaction to a minimum of 95% Mod AASHTO density and disposal of surplus material on site

Descriptions of service pipes and flexible connecting pipes shall be deemed to include connections to taps, cisterns, etc and to steel pipes (adaptors for connections to copper pipes, etc are given separately)

Descriptions of WC pans, slop hoppers, etc shall be deemed to include for joints to soil pipes (pan connectors are separately measured)

As-built drawings

Where required, the contractor shall prepare an updated set of as-built drawings. At completion of the contract the contractor shall hand these drawings to the principal agent for reproducing onto the originals for handing over to the employer (provision for allowance of as-built drawings elsewhere)

**RAINWATER DISPOSAL**0,6mm PVC gutters and rainwater pipes

1	100 x 125 mm Roof gutters with beaded front edge	m	1
2	100 mm Diameter rainwater pipes	m	1
3	100 x 100 mm Rainwater pipes	m	1
4	Extra over gutter for stopped end	No	1
5	Extra over gutter for angle	No	1

6	Extra over gutter for outlet for 100 mm pipe	No	1
7	Extra over rainwater pipe for bend	No	1
8	Extra over rainwater pipe for shoe	No	1
<b><u>SOIL DRAINAGE</u></b>			
9	Excavation in earth not exceeding 1m deep for pipe	m3	1
10	Backfilling to pipe trenches compacted to 95% Mod AASHTO density	m3	1
11	Unreinforced concrete bedding under pipes	m3	1
<b><u>Normal duty PVC-U sewer channels</u></b>			
12	110 mm Channels in bottoms of inspection chambers	m	1
<b><u>Extra over normal duty PVC-U sewer channels for fittings</u></b>			
13	110 mm Bend	No	1
14	110 mm Junction	No	1
15	110mm Double junction	No	1
<b><u>Normal duty PVC-U sewer and drain pipes</u></b>			
16	110 mm Pipes vertically or ramped to cleaning eyes etc (no excavation)	m	1
Carried to collection			



17	110 mm Pipes laid in trenches (trenches elsewhere)	m	1
	<u>Extra over normal duty (Class 51) PVC-U sewer and drain pipes for fittings</u>		
18	110 mm Bend	No	1
19	110 mm Junction	No	1
20	110 mm Reducing junction	No	1
21	110 mm Access pipe	No	1
22	110 mm Access bend	No	1
23	110 mm Access junction	No	1
24	110 mm Access reducing junction	No	1
25	110 mm Access double junction	No	1
26	110mm Rodding eye	No	1
27	110 mm Stubstack	No	1
28	110 mm Overflow gulley head	No	1
	<u>uPVC gulleys</u>		
29	110 mm Gulley not exceeding 500mm deep	No	1
30	Testing soil drainage system	Item	
	<u>French drains</u>		
31	French drain 1000 x 1800 mm deep x 6000 mm long	No	1
	<u>Septic tanks</u>		
32	One Pipe standard 2500 litre PVC septic tank	No	1

**SANITARY FITTINGS**

33	? x ?mm "?" lavatory basin on "?" floor mounted pedestal	No	1
35	Staff close-coupled WC suite comprising pan with double flap heavy duty plastic seat and matching 9 litre cistern	No	1
36	New toilet cistern	No	1
	Carried to collection		
38	Vitreous China wall hung paraplegic WC pan matching 9 litres Cistern with cradle bracket and legs and "?" double flap white epoxy painted wooden seat (flush valve and flush pipe elsewhere)	No	1

**WASTE UNIONS ETC****Manufactured by "?"**

39	32mm "?" chromium plated basin waste union and "?" chromium plated anti-theft plug	No	1
----	--	----	---

**TRAPS ETC**

40	40 mm uPVC one-way vent valve	No	1
41	32 mm Rubber "P" or "S" trap	No	1
42	40 mm Cast iron "P" urinal trap	No	1

**TAPS, VALVES, ETC**

43	15 mm Brass stopcock	No	1
44	15 mm Brass fullway gate valve	No	1
45	15 mm Brass hose bib-tap	No	1
46	15mm Latis LA-951 single taphole pillar type single lever basin mixer	No	1
	Carried to collection		

47	15mm "2" chromium plated angle regulating valve and flexible connection pipe	No	1
48	15 mm "2" chromium plated pillar tap	No	1
49	2 chromium plated exposed type urinal flush valve (flush pipe elsewhere)	No	1
<b><u>SANITARY PLUMBING</u></b>			
<b><u>PVC-U soil and vent pipes</u></b>			
50	40 mm Pipes	m	1
<b><u>Extra over PVC-U soil and vent pipes for fittings</u></b>			
51	40 mm End cap	No	1
52	40 mm BSP adaptor	No	1
53	40 mm Reducer	No	1
54	40 mm Eccentric reducer	No	1
55	40 mm Pan connector	No	1
56	40 mm Bend	No	1
57	40 mm Junction	No	1
58	40 mm Reducing junction	No	1
59	40 mm Inverted reducing junction	No	1
60	40 mm Double junction	No	1
61	40 mm Reducing double junction	No	1
62	40 mm Access pipe	No	1
63	40 mm Access bend	No	1
64	40 mm Access bend with anti-syphon horn	No	1
65	40 mm Access junction	No	1

66	40 mm Access reducing junction	No	1
67	40 mm Access double junction	No	1
68	40 mm Access reducing double junction	No	1
69	40 mm Stubstack	No	1
70	40 mm Air vent cowl	No	1
	Carried to collection		
	<u>Sundries</u>		
71	Wire balloon grating in top of pipe not exceeding 40 mm diameter	No	1
	<u>Testing</u>		
72	Testing waste pipe system	Item	
	<b><u>WATER SUPPLIES</u></b>		
73	Excavation in earth not exceeding 1m deep for pipe trenches	m3	1
74	Backfilling to pipe trenches compacted to 95% Mod AASHTO density	m3	1
75	Unreinforced concrete bedding under pipes	m3	1
	<u>Class 10 HDPE type IV pipes</u>		
76	40 mm Pipes laid in and including trenches not exceeding 1m deep	m	1
	<u>Extra over Class 10 HDPE type IV pipes for "90°" fittings</u>		
77	36 mm Fittings	No	1
78	22 mm Reducer	No	1
79	36 mm Bend	No	1
80	22 mm Threaded adaptor	No	1
	<u>Class 1 copper pipes with capillary couplings</u>		

81	22 mm Pipes	m	1
82	22 mm Pipes chased into brickwork including brown paper lagging	m	1
	<u>Extra over Class 1 copper pipes for capillary fittings</u>		
83	22 mm Fittings	No	1
84	22 mm Reducer	No	1
85	22 mm Elbow	No	1
86	22 mm Tee	No	1
87	22 mm Reducing tee	No	1
88	22 mm Threaded adaptor	No	1
89	22 mm Threaded bent adaptor	No	1
90	22 mm Threaded elbow	No	1
91	22 mm Threaded union	No	1
	Carried to collection		
	<u>Extra over Class 1 copper pipes for galvanised steel fittings</u>		
92	22 mm Flanged adaptor	No	1
	<u>Extra over Class 1 copper pipes for brass compression fittings</u>		
93	22 mm Fittings	No	1
94	22 mm Reducing coupling	No	1
95	22 mm Adaptor coupling	No	1
96	22 mm Bent adaptor coupling	No	1
97	22 mm Reducing adaptor coupling	No	1
98	22 mm Reducing bent adaptor coupling	No	1

99	22 mm Elbow	No	1
100	22 mm Tee	No	1
101	22 mm Reducing elbow	No	1
102	22 mm Reducing tee	No	1
103	22 mm Multi-step reducer	No	1
	<u>Flexible service pipes</u>		
104	15 mm Service pipe 350mm girth	No	1
	<u>Sundries</u>		
105	Unreinforced concrete in thrust blocks in trenches at bends, tees, etc including extra excavation, formwork, etc	m3	1
106	300 x 300 x 150 mm x 10 kg Cast iron stopcock box including brick chamber below 600 mm deep internally	No	1
107	300 x 300 x 150 mm x 10 kg Cast iron meter or valve box including brick chamber below 600 mm deep internally	No	1
108	300 x 300 mm Brick valve chamber 600 mm deep internally (cover and frame elsewhere)	No	1
109	150 x 150 mm x 6 kg Cast iron single seal cover and frame	No	1
	Carried to collection		
	<u>Disinfecting</u>		
110	Disinfecting water pipe and tank system	Item	1
	<u>Municipal connection</u>		
111	Provide the sum of Cur ? (? Cur) for municipal connection	Item	1
112	Profit	Item	1
	<u>Testing</u>		

112	Testing water pipe system	Item	1
<b><u>ELECTRIC WATER HEATERS</u></b>			
113	10 Litre "?" over-basin electric water heater	No	1
114	Type "?" mixer tap	No	1
115	150 Litre "?" floor/wall electric water heater	No	1
	Carried to collection		
	<u>Manufactured by "?"</u>		
116	15mm SV valve	No	1
<b><u>DRIP TRAYS, TANKS, ETC</u></b>			
	<u>Vertical SG1 polyethylene drinking water tanks with black lining internally</u>		
117	2500 Litre circular tank 1,42 m diameter x 1,86 m high, approximately 3 m above ground level	No	1
118	5000 Litre circular tank 1,82 m diameter x 2,255 m high, approximately 3 m above ground level	No	1
119	Outlet union for 32 mm steel pipe including hole through tank	No	1
<b><u>FIRE APPLIANCES ETC</u></b>			
120	? hose reel with 30m Rubber hose, chromium plated stopcock, shut-off nozzle and wall bracket	No	1
121	5 kg "?" dry chemical powder fire extinguisher	No	1
	<u>Fire hydrant pedestals</u>		
122	Unreinforced concrete hydrant pedestal 900mm high, cast around vertical pipe with bottom 300mm below ground, 300 x 300mm square at base and tapering to 200 x 200mm overall octagonal shaped top, including excavation, formwork and two coats of paint to exposed surfaces	No	1





<b>SANITARY FITTINGS ETC</b>		
123	Kitchen double bowl sink	No 1
124	Sink mixer	No 1
<u>Municipal connection</u>		
125	Provide the sum of Cur ? (? Cur) for municipal connection	Item 1
126	Profit	Item 1
<u>Testing</u>		
127	Testing fire water pipe system	Item 1
<b><u>AS-BUILT DRAWINGS</u></b>		
128	Provision of as-built drawings	Item 1

Item no		Unit	Qty	Rate only
	<b><u>BILL NO 16</u></b>			
	<b><u>GLAZING</u></b>			
	<u>Float glass</u>			
	The term "float glass" is used for monolithic annealed glass			
	<b><u>GLAZING TO STEEL WITH PUTTY</u></b>			
	<u>3 mm Clear float glass</u>			
1	Panes not exceeding 0,1m <sup>2</sup>	m2	1	
2	Panes exceeding 0,1m <sup>2</sup> and not exceeding 0,5m <sup>2</sup>	m2	1	
3	Panes exceeding 0,5m <sup>2</sup> and not exceeding 2m <sup>2</sup>	m2	1	
	<u>4 mm "?" obscure glass</u>			
4	Panes not exceeding 0,1m <sup>2</sup>	m2	1	
5	Panes exceeding 0,1m <sup>2</sup> and not exceeding 0,5m <sup>2</sup>	m2	1	
6	Panes exceeding 0,5m <sup>2</sup> and not exceeding 2m <sup>2</sup>	m2	1	

Item no	Unit	Qty	Rate only
<b><u>BILL NO 17</u></b>			
<b><u>PAINTWORK</u></b>			
<b><u>PREPARATORY WORK TO EXISTING WORK</u></b>			
<b><u>Previously painted plastered surfaces</u></b>			
Surfaces shall be thoroughly washed down and allowed to dry completely before any paint is applied. Blistered or peeling paint shall be completely removed and cracks shall be opened, filled with a suitable filler and finished smooth			
<b><u>Previously painted metal surfaces</u></b>			
Surfaces shall be thoroughly rubbed and cleaned down. Blistered or peeling paint shall be completely removed down to bare metal			
<b><u>Previously painted wood surfaces</u></b>			
Surfaces shall be thoroughly cleaned down. Blistered or peeling paint shall be completely removed and cracks and crevices shall be primed, filled with suitable filler and finished smooth			
<b><u>COLOURS</u></b>			
<i>Unless otherwise described paintwork on ceilings shall be deemed to be in the "White" colour group and paintwork on all other components shall be deemed to be in the "Pastel" colour group in accordance with the Natural Colour System (NCS) adopted by the SA National Standards</i>			
<b><u>PAINTWORK, ETC TO NEW WORK</u></b>			
<b><u>ON INTERNAL FLOATED PLASTER SURFACES</u></b>			
Carried to collection			

<u>One coat alkali resistant primer and two coats low odour premium quality highly washable and stain resistant acrylic emulsion paint for interior use</u>		
1	Walls	m2
<b><u>ON EXTERNAL FLOATED PLASTER SURFACES</u></b>		
<u>One coat alkali resistant primer and two coats extremely durable UV-resistant washable pure acrylic emulsion sheen paint with teflon</u>		
2	Walls	m2
<b><u>ON INTERNAL GYPSUM PLASTER SURFACES</u></b>		
<u>One coat primer and two coats low odour premium quality highly washable and stain resistant acrylic emulsion paint for interior use</u>		
3	Ceilings and beams ("White" colour group)	m2
<b><u>ON PLASTERBOARD SURFACES</u></b>		
<u>One coat alkali resistant primer and two coats PVA emulsion paint for interior use</u>		
4	Partitions	m2
<b><u>ON FIBRE-CEMENT BOARD SURFACES</u></b>		
<u>One coat alkali resistant primer and two coats superior quality acrylic emulsion paint for interior and exterior use</u>		
5	Fascias and barge boards not exceeding 300mm girth, including priming metal jointing strips	m
<b><u>ON METAL SURFACES</u></b>		
<u>One coat alkyd based zinc phosphate primer, one coat alkyd based universal undercoat and two coats superior quality universal enamel paint, on steel</u>		
6	Doors	m2
Carried to collection		

7	Door frames	m2	1
8	Windows	m2	1
9	Eaves gutters	m2	1
10	Rainwater downpipes not exceeding 300mm girth	m	1
<b><u>ON WOOD SURFACES</u></b>			
<u>Three coats superior quality polyurethane suede varnish</u>			
11	Doors	m2	1
12	Skirtings, rails, etc not exceeding 300mm girth	m	1
<b><u>PAINTWORK, ETC TO PREVIOUSLY PAINTED WORK</u></b>			
<b><u>ON INTERNAL FLOATED PLASTER SURFACES</u></b>			
<u>Two coats low odour premium quality highly washable and stain resistant acrylic emulsion paint</u>			
13	Walls	m2	1
14	Ceilings and beams ("White" colour group)	m2	1
<b><u>ON EXTERNAL FLOATED PLASTER SURFACES</u></b>			
<u>Two coats extremely durable UV-resistant washable pure acrylic emulsion sheen paint with teflon</u>			
15	Walls	m2	1
16	Ceilings and beams ("White" colour group)	m2	1
<b><u>ON FIBRE-CEMENT BOARD SURFACES</u></b>			
<u>Two coats extremely durable UV-resistant washable pure acrylic paint, on work in poor condition</u>			
17	Fascias and barge boards not exceeding 300mm girth	m	1
Carried to collection			

<b><u>ON METAL SURFACES</u></b>		
<u>Spot priming bare metal surfaces, one coat alkyd based universal undercoat and two coats superior quality universal enamel paint</u>		
18	Door frames	m2 1
19	Windows	m2 1
20	On steel gates	m2 1
<b><u>ON WOOD SURFACES</u></b>		
<u>Spot priming bare wood surfaces, one coat alkyd based universal undercoat and two coats superior quality universal enamel paint</u>		
21	Doors	m2 1
22	Skirtings, rails, etc not exceeding 300mm girth	m 1
Carried to collection		

Item no	Unit	Qty	Rate only
<b><u>BILL NO 18</u></b>			
<b><u>EXTERNAL WORK</u></b>			
<b><u>FENCING</u></b>			
<u>User note</u>			
<i>In high corrosion areas fence posts, stays, gates, etc are to be galvanised</i>			
<u>Galvanised security fence with bitumen dipped steel standards and bitumen-aluminium painted (two coats) steel pipe posts, stays, gates, etc including galvanised steel bolts, straining eye bolts, etc, site clearance and preparation of ground</u>			
1	Gate of 40 mm diameter framing, 1 x 1,8m high vertically with both stiles extended at top to form 600 mm 45 degree overhang to suit the security fencing and with one diagonal brace, the vertical section covered with 50 x 50 x 3 mm diamond wire mesh and the overhang with triple strands of type ? barbed wire, including hinges, heavy duty lockable barrel bolt and 50 mm brass five-pin tumbler padlock	No	1
2	Double gate of 40 mm diameter framing, 1,8 x 1,8 m high vertically, each leaf with stiles extended at top to form 600 mm 45 degree overhang to suit the security fencing, with one intermediate stile and two diagonal braces, the vertical section covered with 50 x 50 x 3 mm diamond wire mesh and the overhang with triple strands of type ? barbed wire, including hinges, heavy duty lockable barrel bolt, 50 mm brass five-pin tumbler padlock and two heavy duty long barrel bolts, each with two 16 mm long keeps in and including 600 x 600 x 300 mm concrete anchor blocks	No	1
<u>Galvanised security fence with bitumen-aluminium painted (two coats) steel pipe posts, stays, gates, etc including galvanised steel bolts, straining eye bolts, etc, site clearance and preparation of ground</u>			
Carried to collection			

3	Security fence 1,8 m high of single strands of 5 mm straining wire tied to posts and eye bolts and covered with 50 x 50 x 3 mm welded wire mesh tied at 600 mm centres to each straining wire (posts elsewhere)	m	1
4	Continuous razor wire security roll to top of fence flat wrapped in 600 mm diameter rings, tied together and to straining wire at 200mm centres	m	1
5	100 mm Diameter intermediate post 2,4 m long, including concrete base	No	1
6	75 mm Diameter inclined stay 2m long, including concrete base	No	1
7	50 mm Diameter straining post 2,4 m long, including concrete base	No	1
<u>Steel palisade fence finished wlt h one coat of steel primer and two coats steel paint including site clearance and preparation of ground</u>			
7	Seven spikes Steel palisade fence 1800 mm high above ground level over flat or sloping terrain with welding to 76 mm x 76 mm x 4 mm thick x 2,4 m long intermediate and end posts at 3000 mm in centres cast into concrete bases, 42 x 42 mm x 2.85 m long top and bottom horizontal rails with ends welded onto posts and 40 mm x 40 mm x 1.8 m long palings at 91 mm centres V punched to rails at intersections	m	1



Item no		Unit	Qty	Rate only
	<b><u>BILL NO 19</u></b>			
	<b><u>ELECTRICAL WORK</u></b>			
	<b><u>Distribution boards etc</u></b>			
	Rates for distribution boards etc are to include for busbars, jumpers, neutral bars, internal wiring and connections, circuit identification markers, control gear labels, circuit legend cards and working drawings			
	<b><u>Switches, socket outlets, etc</u></b>			
	Rates for switches, socket outlets, etc are to include for screwing to outlet boxes, connecting up and cover plates			
	<b><u>Light fittings</u></b>			
	Rates for light fittings are to include for hanging, fixing and connecting and for lamp holders and fluorescent tubes and lamps of the type and wattage described			
	<b><u>MUNICIPAL CONNECTION</u></b>			
	<b><u>CONNECTION</u></b>			
1	Provide the sum of Fifteen Thousand Rands for Eskom Upgrade from 20 A to 60 A connection	Item	1	
2	Profit	Item	1	
	<b><u>DISTRIBUTION BOARD DB - 12 WAY</u></b>			
3	Flush mounted distribution board in one section with door, space for the following equipment and space for six additional circuit breakers, colour coded and installed in recess (elsewhere) in brick wall	No	1	
4	60A Single Circuit breaker	No	1	
5	63 A Earth leakage Circuit breaker	No	1	
6	40 A Circuit breaker	No	1	
	Carried to collection			

7	25 A Circuit breaker	No	1
8	20 A Circuit breaker	No	1
9	10 A Circuit breaker	No	1
<b><u>GENERAL LIGHTING AND POWER</u></b>			
<b><u>CONDUITS ETC</u></b>			
<b><u>Rigid PVC conduits</u></b>			
10	22 mm Diameter	m	1
<b><u>Flexible conduits</u></b>			
11	22 mm Diameter flexible PVC conduit ?m long	No	1
<b><u>PVC conduit accessories</u></b>			
12	Round outlet box for 22 mm conduit	No	1
13	Standard draw box for 22 mm conduit	No	1
14	50 x 100 x 50mm Outlet box	No	1
15	100 x 100 x 50mm Outlet box	No	1
<b><u>CONDUCTORS</u></b>			
<b><u>PVC insulated stranded copper conductors drawn into conduit, trunking or power skirting</u></b>			
16	2,5 mm <sup>2</sup>	m	1
17	4 mm <sup>2</sup>	m	1
<b><u>DRAW-WIRES</u></b>			
18	Galvanised steel draw-wires drawn into conduit	m	1
<b><u>LIGHT SWITCHES, SOCKET OUTLETS, ETC</u></b>			
19	16A Flush mounted one lever one-way switch unit	No	1
Carried to collection			

20	16A Flush mounted two lever two-way switch unit	No	1
21	16A Three pin flush mounted socket outlet with switch, double type	No	1
22	20A Flush mounted double pole isolator	No	1

**LUMINAIRES**

23	1500 mm Open Channel Flourescent lamp luminaire LLB suitable for ceiling mounting , complete with 2x36w tube with SABS mark	No	1
24	Flourescent tube 2x36w	No	1

**SUNDRIES**

25	Earthing of buildings	Item	1
26	Provision of as built drawings	Item	1
27	Testing and commissioning the complete electrical installation	Item	1

**KIOSK**

28	a) Supply and install distribution kiosk as per single line diagram. The rate shall include concrete plinth and circuit breakers.	sum	1
29	b) Refurbishment of the kiosk enclosure.	sum	1

**CABLES**

Supply and install PVC insulated SWA copper cables

30	a) 120 mm <sup>2</sup> 4 x core	m	1
31	b) 90 mm <sup>2</sup> 4 x core	m	1
32	c) 70 mm <sup>2</sup> 4 x core	m	1
33	d) 50 mm <sup>2</sup> 4 x core	m	1
34	e) 35 mm <sup>2</sup> 4 x core	m	1
35	f) 25 mm <sup>2</sup> 4 x core	m	1
36	g) 16mm <sup>2</sup> 4 x core	m	1

37	h) 120 mm <sup>2</sup> 3 x core	m	1	
38	i) 90 mm <sup>2</sup> 3 x core	m	1	
39	j) 70 mm <sup>2</sup> 3 x core	m	1	
40	k) 50 mm <sup>2</sup> 3 x core	m	1	
41	l) 35 mm <sup>2</sup> 3 x core	m	1	
42	m) 25 mm <sup>2</sup> 3 x core	m	1	
43	n) 16mm <sup>2</sup> 3 x core	m	1	
44	p) 25 mm <sup>2</sup> 2 x core	m	1	
45	q) 16 mm <sup>2</sup> 3 x core	m	1	
46	r) 10 mm <sup>2</sup> 3 x core	m	1	
47	s) 6 mm <sup>2</sup> 2 x core	m	1	
48	t) 4 mm <sup>2</sup> 2 x core	m	1	
49	u) 2.5 mm <sup>2</sup> 2 x core	m	1	
	Supply and install bare copper earth conductor (BCEW)			
50	a) 120 mm <sup>2</sup>	m	1	
51	b) 90 mm <sup>2</sup>	m	1	
52	c) 70 mm <sup>2</sup>	m	1	
53	d) 50 mm <sup>2</sup>	m	1	
54	e) 35 mm <sup>2</sup>	m	1	
55	f) 25 mm <sup>2</sup>	m	1	
56	g) 16mm <sup>2</sup>	m	1	
57	h) 10 mm <sup>2</sup>	m	1	
58	i) 6 mm <sup>2</sup>	m	1	
59	j) 4 mm <sup>2</sup>	m	1	
60	k) 2.5 mm <sup>2</sup>	m	1	

	GLANDS AND SHROUDS			
61	a) 120 mm <sup>2</sup> 4 x core	each	1	
62	b) 90 mm <sup>2</sup> 4 x core	each	1	
63	c) 70 mm <sup>2</sup> 4 x core	each	1	
64	d) 50 mm <sup>2</sup> 4 x core	each	1	
65	e) 35 mm <sup>2</sup> 4 x core	each	1	
66	f) 25 mm <sup>2</sup> 4 x core	each	1	
67	g) 16mm <sup>2</sup> 4 x core	each	1	
68	h) 120 mm <sup>2</sup> 3 x core	each	1	
69	i) 90 mm <sup>2</sup> 3 x core	each	1	
70	j) 70 mm <sup>2</sup> 3 x core	each	1	
71	k) 50 mm <sup>2</sup> 3 x core	each	1	
72	l) 35 mm <sup>2</sup> 3 x core	each	1	
73	m) 25 mm <sup>2</sup> 3 x core	each	1	
74	n) 16mm <sup>2</sup> 3 x core	each	1	
75	p) 25 mm <sup>2</sup> 2 x core	each	1	
76	q) 16 mm <sup>2</sup> 3 x core	each	1	
77	r) 10 mm <sup>2</sup> 3 x core	each	1	
78	s) 6 mm <sup>2</sup> 2 x core	each	1	
79	t) 4 mm <sup>2</sup> 2 x core	each	1	
80	u) 2.5 mm <sup>2</sup> 2 x core	each	1	
81	v) 120 mm <sup>2</sup> BCEW	each	1	
82	w) 90 mm <sup>2</sup> BCEW	each	1	
83	x) 70 mm <sup>2</sup> BCEW	each	1	
84	y) 50 mm <sup>2</sup> BCEW	each	1	
85	z) 35 mm <sup>2</sup> BCEW	each	1	
86	aa) 25 mm <sup>2</sup> BCEW	each	1	
87	ab) 16mm <sup>2</sup> BCEW	each	1	
88	ac) 10 mm <sup>2</sup> BCEW	each	1	
89	ad) 6 mm <sup>2</sup> BCEW	each	1	
90	ae) 4 mm <sup>2</sup> BCEW	each	1	

91	af) 2.5 mm <sup>2</sup> BCEW	each	1	
	<b>EXCAVATIONS</b>			
	Excavate of trenches, separating of stones and soil, rocks etc, leveling of trench beds, refill, compacting and reparation of all surfaces to the original finish (LV / SL - 0.8m deep x 0.6m wide)			
92	a) Pickable soil	m <sup>3</sup>	1	
93	b) Soft rock	m <sup>3</sup>	1	
94	c) Hard rock	m <sup>3</sup>	1	
95	Supply and install cable markers and yellow warning tape at 300mm below ground level	each	1	
	<b>SLEEVES, CABLE MARKERS &amp; WARNING TAPES</b>			
96	a) 110 Diameter Kabelflex Sleeve	m	1	
97	b) 50 Diameter Kabelflex Sleeve	m	1	
98	c) Concrete cable marker slab (205mm x 205mm)	m	1	
99	d) Yellow Warning Tape	m	1	
	<b>LIGHTNING AND EARTHING PROTECTION</b>			
100	a) Soil Resistivity Test and Report	sum	1	
101	b) Earth Termination Tests	sum	1	
102	c) 1.2m 16mm Copper Earth Electrode	each	1	
103	d) 1.5m 16mm Copper Earth Electrode	each	1	
104	e) Clamps	each	1	
105	f) Air Termination Rod	each	1	
	<b>DISTRIBUTION BOARDS (DB)</b>			
	<b>DB and Enclosures</b>			
106	a) Clean, repair, and paint the distribution board door and the handles of a flush mount DB. Name the DB, show where is fed, and label all the circuit breakers and put all the warnings.	sum	1	

107	b) Clean, repair, and paint the distribution board of a surface mount DB. Name the D, show where is fed, and label all the circuit breakers and put all the warnings.	sum	1
108	c) Replace damaged distribution board door with new special manufactured door, as per the DB dimensions. Name the DB and show where is fed.	sum	1
109	d) Supply and install new special manufactured DB, as per single line diagram.	sum	1
110			
111	<b>4 Pole 415V , minimum of 6kA Short Circuit Capacity, Circuit Breakers (CB)</b> This includes all the miniature circuit breakers (MCBs) and Moulded-Case Circuit Breakers (MCCBs), and the residual circuit breakers (RCDs), <b>write relevant CB type after the rating below.</b>	sum	1
112	a) 40 - 63 A	each	1
113	b) 80 - 125 A	each	1
114	c) 125 - 150 A	each	1
115	d) 150 - 250 A	each	1
116	e) 250 - 630 A	each	1
117	f) 630 - 1600A	each	1
	<b>3 Pole 415V, minimum of 6kA Short Circuit Capacity CB</b> This includes all the miniature circuit breakers (MCBs) and Moulded-Case Circuit Breakers (MCCBs), and the residual circuit breakers (RCDs). <b>Write relevant CB type after the rating below.</b>		
118	a) 40 - 63 A	each	1
119	b) 80 - 125 A	each	1
120	c) 125 - 150 A	each	1
121	d) 150 - 250 A	each	1
122	e) 250 - 630 A	each	1
123	f) 630 - 1600A	each	1
	<b>2 Pole 230/415V, minimum of 6kA Short Circuit Capacity CB</b> This includes all the miniature circuit breakers (MCBs) and Moulded-Case Circuit Breakers (MCCBs), and the residual circuit breakers (RCDs)		
		each	1

124	a) 5 - 25 A	each	1
125	b) 32 - 63 A	each	1
126	c) 80 - 125 A		
<b>1 Pole 230V, minimum of 6kA Short Circuit Capacity CB</b> This includes all the miniature circuit breakers (MCBs) and Moulded-Case Circuit Breakers (MCCBs), and the residual circuit breakers (RCDs)			
127	a) 5 - 25 A	each	1
128	b) 32 - 63 A	each	1
129	c) 80 - 125 A	each	1
<b>Surge Protective Device (SPD)</b>			
130	a) Class II - 1 Pole 5kA 275V	each	1
131	b) Class II - 2 Pole 5kA 275V	each	1
132	c) Class II - 3 Pole 5kA 275V	each	1
133	d) Class II - 4 Pole 5kA 275V	each	1
<b>Contactor</b> This is for either single or three phase supply. <b>State relevant type, either "1 Phase or 3 Phase", "Number of poles", "Normally closed, Normally Open, or Combined".</b>			
134	a) 18 A	each	1
135	b) 25 A	each	1
136	c) 32 A	each	1
137	d) 40 A	each	1
138	e) 63 A	each	1
139	f) 80 A	each	1
<b>WIRE WAYS</b>  Supply and install steel trunking installed above ceiling space, mounted on the wall, etc. for the distribution of small power and lighting wiring, supported as per specifications			
	a) P9000	m	1
	b) P8000	m	1
	c) P2000	m	1
2.2.2	Supply and install steel trunking accessories, as per trunking type measured at 2.2.1 above.	m	1
	a) Trunking cover	each	1



	b) End cap	each	1
	c) Tee Pieces	each	1
	d) 4-way crossover	each	1
	e) Elbow	each	1
2.3	<b>CONDUITS</b>		
2.3.1	Supply and install PVC/Galvanized Steel conduits cast into concrete or screed, chased into concrete or brickwork, on roof trusses, for the electrical cables, including couplings, bushes, locknuts, cutting, bending, fixing, draw boxes etc. in accordance with the specification.		
	a) 20 mm Ø PVC Conduit	m	1
	b) 25 mm Ø PVC Conduit	m	1
	c) 20mm PVC Conduit Box, complete with cover and screws	sum	1
	d) 25mm PVC Conduit Box, complete with cover and screws	sum	1
	e) PVC Coupling	each	1
	f) PVC Saddles	each	1
	g) 20 mm Ø Galvanised Steel Conduit	m	1
	h) 25 mm Ø Galvanised Steel Conduit	m	1
	i) 20mm Galvanised Steel Conduit Box, complete with cover and screws	sum	1
	j) 25mm Galvanised Steel Conduit Box, complete with cover and screws	sum	1
	k) Galvanised Steel Coupling	each	1
	l) Galvanised Steel Saddles	each	1
2.4	<b>BACKBOXES</b>		
2.4.1	Supply and install Galvanised Steel backbox chased into brick and plaster wall		
	a) 100mm x 100mm	each	1
	b) 100mm x 50mm	each	1
	c) 100mm x 100mm Blank Cover Plate	each	1
	d) 100mm x 50mm Blank Cover Plate	each	1
2.4.2	Supply and installation of 100mm x 100mm weatherproof box, mounted on the external wall.		
	a) 100mm x 100mm	each	1
	b) 100mm x 50mm	each	1

2.5	<b>CONDUCTORS</b>		
2.5.1	Supply and installation of the following single core PVC insulated general purpose (GP) (Housewire) stranded copper conductors, drawn into conduits, power skirting, and trunking, as per specification.		
	a) 2.5 mm <sup>2</sup>	m	1
	b) 4 mm <sup>2</sup>	m	1
	c) 6 mm <sup>2</sup>	m	1
2.5.2	Supply and installation of the following single core stranded bare copper earth wires (BCEW), drawn into conduits, power skirting, and trunking, as per specification.		
	a) 2.5 mm <sup>2</sup>	m	1
	b) 4 mm <sup>2</sup>	m	1
	c) 6 mm <sup>2</sup>	m	1
2.5.3	Supply and installation of 1.6mm galvanised draw wire	m	1
2.6	<b>SOCKET OUTLETS (WALL MOUNT AND POWER SKIRTING)</b>		
2.6.1	Supply and install the following metal socket outlets as specified, flush/surface mounted, as per SANS. Similar or equivalent to Crabtree.		
	a) Normal, Switched, Single 3-Pin Standard (SANS 164-1) and 2 x Slimline (SANS 164-2) Socket Outlet	each	1
	b) Normal, Switched, Single 3-Pin Standard Socket Outlet	each	1
	c) Normal, Switched, Double 3-Pin Standard Socket Outlet	each	1
2.6.2	Supply and install the following galvanised steel epoxy coated Power Skirting, complete with associated accessories and metal covers and end caps		
	a) Single Compartment Power Skirting	m	1
	b) Double Compartment Power Skirting	m	1
	c) Triple Compartment Power Skirting	m	1
	d) Compartment Cover	m	1
	e) 16A Switched, Single, Normal 3-Pin Standard Socket Outlet c/w cover	each	1
	f) 16A Switched, Single, Red, Dedicated 3-Pin Socket Outlet c/w cover	each	1
	g) 16A Switched, Single, Normal, Slimline (SANS 164-2) Socket Outlet c/w cover	each	1
	h) 16A Switched, Single, Red, Dedicated Slimline Socket Outlet c/w cover	each	1
	i) Telephone/Data Outlets Cradles	each	1

PROVISIONAL BOQ

2.7	<b>ISOLATORS</b>		
2.7.1	Supply and install isolators, with steel cover, on the positions indicated on the drawings or as per Electrical Engineer's instruction.		
	a) 30 A Double pole	each	1
	b) 60 A Double pole	each	1
2.8	<b>LUMINAIRES INSTALLATIONS</b>		
2.8.1	Replace dead lamps with new lamps (3500K - 6000K CCT) in the existing light fittings.		
	a) 1200mm 18W to 36W T5 LED tube	each	1
	b) 1200mm 18W to 36W T8 LED tube	each	1
	c) 1500mm 18W to 36W T5 LED tube	each	1
	d) 1500mm 18W to 36W T8 LED tube	each	1
	e) Standard Edison Fitting + E27 LED Bulb	each	1
	f) Thinner Edison Fitting + E14 LED Bulb	each	1
	g) Standard Bayonet Fitting + B22 LED Bulb	each	1
	h) Thinner Bayonet Fitting + B15 LED Bulb	each	1
2.8.2	Supply and install the following light fittings, complete with lamps.		
	a) 1200mm x 600mm Ceiling Recessed or surface mount , (50W to 72W) LED Panel Aluminium Frame Light Fitting, c/w 3m Cabtyre And 5A Plug Top, Similar to Beka Schreder DALI LED Panel or Equivalent Approved	each	1
	b) Surface Mount Die-Cast Aluminium, LED Bulkhead, 20W, Similar To Beka Schreder Series 30 Or Equivalent Approved	each	1
	c) 1200mm Double LED tubes Open Channel Light Fitting	each	1
	d) 1200mm Double LED tubes Parabolic Louvered Light Fitting	each	1
	e) 1200mm Triple LED tubes Parabolic Louvered Light Fitting	each	1
	f) 11W LED Downlight	each	1
	g) 18W LED Downlight	each	1

2.9	<b>LIGHTING CONTROLS</b>		
2.9.2	Supply and install the following light switches as specified, with metal cover. Similar to Crabree or equivalent approved		
	a) 1-Lever 1 Way	each	1
	b) 1-Lever 2 Way	each	1
	c) 2-Lever		
	d) 3-Lever		
	e) 4-Lever		
	f) Intermediate 1-Lever		
2.9.3	Supply and install rotary dimmer switches as specified	each	1
2.9.4	Supply and install Photocell, mounted on the external wall of the building, similar to Royce Thompson or equivalent approved	each	1
2.9.5	Supply and installation ceiling recessed 360 degree presence/occupancy sensor	each	1
3.1	Testing and issuing of Certificates of Compliances for all Electrical Installations	sum	1
3.2	Provide As-Built drawings, operating and maintenance manuals and all commissioning certificates to the engineer	sum	1

**BILL 20: RATES FOR MAINTENANCE OF HVAC UNITS**

- 1 These are the rates for servicing HVAC units.
- 2 For pricing purposes
  - a. Prices for servicing include marking of the equipment and compiling of inventory.
  - b. Prices for servicing include servicing as stipulated in Part C3.1, labour, transport, consumables, minor and incidental repairs and all other overheads.
  - c. Prices for servicing include decommissioning and disposal of a damaged unit.
  - d. All equipment listed below form part of this contract and shall be serviced, maintained and repaired.

Item	Description	Capacity Range (BTU/Hr)	Preventative / Minor Service, R	Corrective / Major Service, R	Total, R
			(A)	(B)	(A+B)
1.1	Mid-Wall Split-Type Units	7000 – 12000			
1.2		18000 – 26000			
1.3		28000 – 36000			
1.4	Mid-Wall Split Units (Heat Pump)	28000 - 38000			
1.5	Cassette Type Units	18000 – 26000			
1.6		28000 – 36000			
1.7		42000 – 60000			
1.8	Under Ceiling Mounted Units	24000 – 48000			
1.9		52000 - 72000			
1.10	Multi Split Units	15000 – 30000			
1.11		36000 – 60000			
1.12	VRV Systems	24000 – 60000			
1.13		75000 – 196000			
1.14	Wall Mounted Window Units	7000 – 12000			
1.15		18000 – 26000			
1.16		28000 – 36000			

# RATES FOR SUPPLY AND INSTALLATION OF NEW HVAC UNITS

1 These are the rates for the supply and installation of new HVAC units.

2 For pricing purposes

a. The price of each item must be an all-inclusive unit price per item, complete with but not limited to brackets, refrigeration pipes, isolators etc.

Item	Description	Capacity Range (BTU/Hr)	Unit Price, R	Installation Price Per Unit, R	Total Price, R
			(A)	(B)	(A + B)
2.1	Mid-Wall Split-Type Units	9000			
2.2		12000			
2.3		18000			
2.4		22000			
2.5		24000			
2.6	Mid-Wall Split Units (Heat Pump)	28000			
2.7		36000			
2.8		38000			
2.9	Cassette Type Units	12000			
2.10		18000			
2.11		24000			
2.12		28000			
2.13		36000			
2.14		44000			
2.15		28000			
2.16		60000			
2.17	Under-Ceiling Mounted Units (Heat Pump)	12000			
2.18		18000			
2.19		24000			
2.20		28000			
2.21		36000			
2.22		44000			
2.23		28000			
2.24		60000			
2.25	VRV Systems	24000 - 60000			
2.26		75000 - 196000			
2.27	20 mm diameter PVC pipe	Rate/m			

2.28	25 mm diameter PVC pipe	Rate /m			
2.29	50 mm diameter HDPE pipe	Rate/m			
2.30	500 mm stainless steel bracket	Each			
2.31	600 mm stainless steel bracket	Each			
2.32	M20 x 125 mm bolt and nut	Each			
2.33	M8 x 65 mm bolt and nut	Each			
2.34	M8 x 80 mm bolt and nut	Each			
2.35	M8 x 100 mm bolt and nut	Each			
2.36	M8 x 115 mm bolt and nut	Each			
2.37	50 x 50 mm rectangular duct	Each			
2.38	50 mm round duct	Each			
2.39	50 x 100 mm rectangular duct	Each			
2.40	66 x 28 mm rectangular duct	Each			
2.41	30 mm diameter round duct	Each			

#### RATES FOR REPLACEMENT OF PARTS

- 1 These are the rates for servicing HVAC units.
- 2 For pricing purposes
  - a. Prices for servicing include marking of the equipment and compiling of inventory.
  - b. Prices for servicing include servicing as stipulated in Part C3.2, labour, transport, consumables, minor and incidental repairs and all other overheads.

Item	Description	Capacity Range	Unit	Rate, R
1	Motor and Fan Blades	9 – 16 W	Item	
2		0.25 – 0.75 kW	Item	
3		1.1 – 5.5 kW	Item	
4	Evaporator Coil	Standard	Item	
5	Condenser Coil	Standard	Item	
6	Condensate Discharge Pump	Standard	Item	
7	Isolators	20 Amp	Item	
8		30 Amp	Item	
9		60 Amp	Item	
10	Flexi Core Cable	25 mm	Item	
11		14 – 36 microfarad	Item	
12	Capacitors	4 - 5 microfarad	Item	
13		14 – 35 microfarad	Item	
14	Float Switch	Standard	Item	



15	Coil Sensors	Standard	Item	
16	Electric Heaters	Standard	Item	
17	PC Boards	7000 – 9000 BTU/h	Item	
18		12000 – 15000 BTU/h	Item	
19		18000 – 22000 BTU/h	Item	
20		24000 – 26000 BTU/h	Item	
21		30000 – 36000 BTU/h	Item	
22		44000 – 60000 BTU/h	Item	
23	Compressors (240V/240V/1/50Hz)	0.75 – 2.5 hp	Item	
24		2.5 – 4.0 hp	Item	
25	Compressors (380V/400V/3/50Hz)	0.75 – 2.5 hp	Item	
26		2.5 – 4.0 hp	Item	