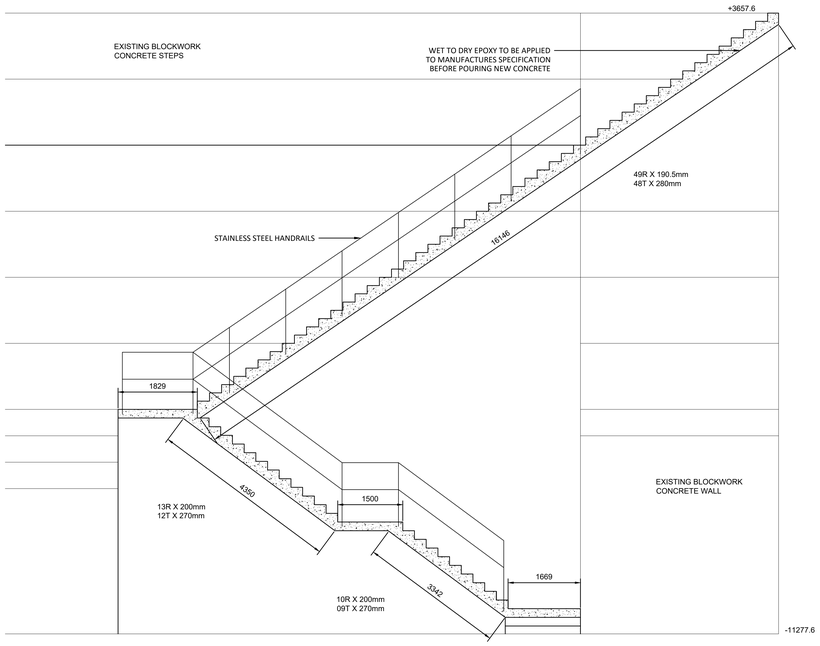

ELEVATION
SCALE 1:50

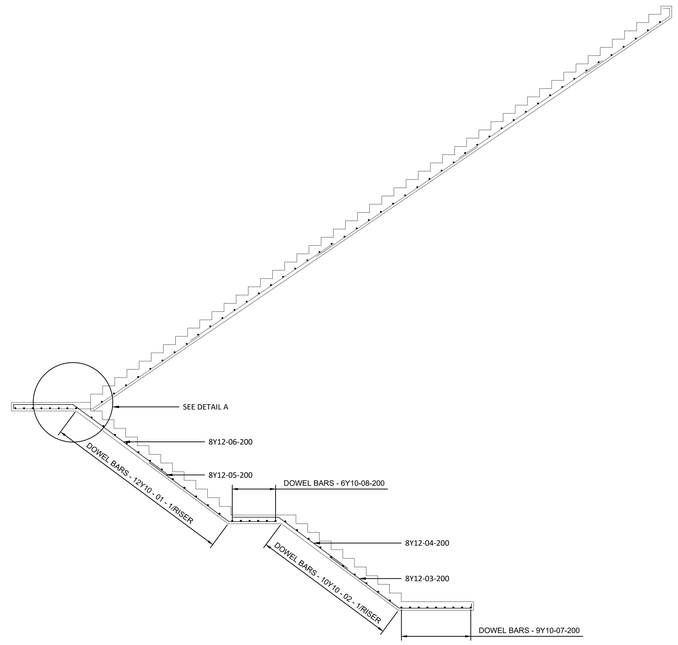

SECTION THROUGH FLIGHTS 2 & 3
SCALE 1:50

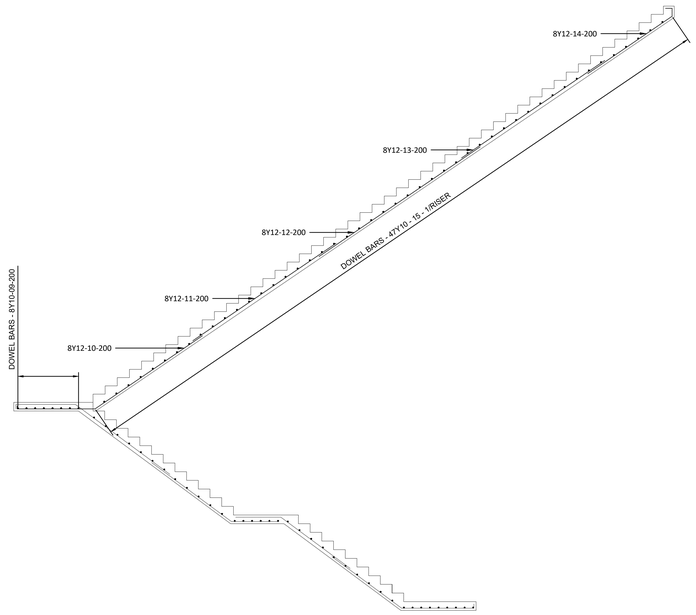

SECTION THROUGH FLIGHT 1
SCALE 1:50

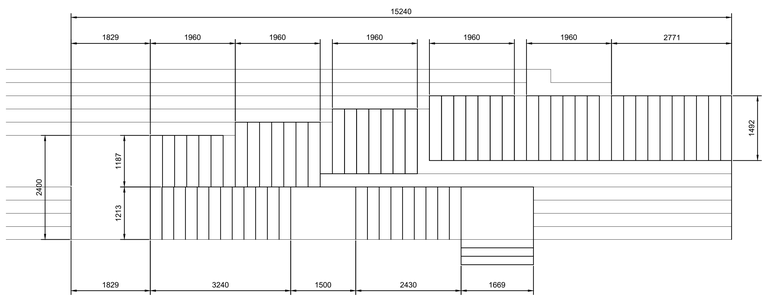

PLAN
SCALE 1:50

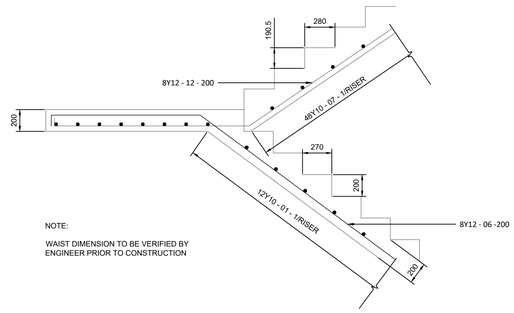

NOTE:

WAIST DIMENSION TO BE VERIFIED BY ENGINEER PRIOR TO CONSTRUCTION

DETAIL A
SCALE 1:20

REINFORCEMENT							SHAPE CODE	DIMENSIONS				
MEMBER	UNIT	MARK	TYPE & DIA	No. PER UNIT	TOTAL No.	LENGTH		A	B	C	D	E/R
STAIRCASE FLIGHTS 1, 2 & 3	1	01	Y10	12	12	1300	20	1300				
		02	Y10	10	10	1300	20	1300				
		03	Y12	07	07	3800	45	2000	1700	100	1200	
		04	Y12	07	07	3050	62	1990	1200	1050		
		05	Y12	07	07	3400	62	2300	1400	1100		
		06	Y12	07	07	4200	45	2700	1400	100	1600	
		07	Y10	09	09	1300	20	1300				
		08	Y10	06	06	1300	20	1300				
		09	Y10	08	08	2500	20	2500				
		10	Y12	08	08	4900	45	3000	1800	100	1700	
		11	Y10	08	08	4000	20	4000				
		12	Y10	08	08	4500	20	4500				
		13	Y10	08	08	4000	20	1550				
		14	Y12	08	08	2700	45	2350	190	150	1950	
		15	Y10	47	47	1600	20	1600				

STAINLESS STEEL NOTES:

1. ALL STAINLESS STEEL TO BE GRADE 316L STAINLESS STEEL
2. ALL WELDING FILLER MATERIAL TO BE GRADE 316L STAINLESS STEEL
3. ALL ROUGH SURFACES/FINISHES, SURFACE DAMAGE AND WELD SPATTER TO BE GROUND DOWN, BUFFED, PICKLED AND PASSIVATED.
4. ALL WELDS ARE TO BE 5mm CONTINUOUS FILLET WELDS U.N.O
5. ALL WELDERS MUST BE SUITABLY QUALIFIED TO WELD STAINLESS STEEL AND MUST BE A MEMBER OF THE SOUTH AFRICAN STAINLESS STEEL DEVELOPMENT ASSOCIATION (SASSDA)
6. ALL CORNERS TO HAVE A MINIMUM RADIUS OF 3mm
7. S/S MUST BE CLEAN AT ALL TIMES DURING THE WELDING PROCESS TO PREVENT CARBON CONTAMINATION.
8. HIGH QUALITY WORKING STANDARDS REQUIRED WHEN WORKING WITH S/S MUST BE ADHERED TO AT ALL TIMES.
9. WELD PREPARATION SURFACES ARE TO BE SMOOTH AND FREE FROM TEARS, CRACKS AND NICKS
10. ALL WELDS SHALL COMPLY WITH BS 5135

NOTES

1. REINFORCEMENT SHALL COMPLY WITH SANS 920 AND BE BENT TO SANS 282.
2. SYMBOLS :

2.1. R = MILD STEEL BARS WITH CHARACTERISTIC STRENGTH OF 250 MPA.

2.2. Y = HOT ROLLED OR COLD WORKED HIGH YIELD STEEL BARS WITH CHARACTERISTIC STRENGTH OF 450 MPA. (ONLY REINFORCEMENT FABRICATED UNDER THE SANS MARK SHALL BE DEEMED TO COMPLY WITH SANS REQUIREMENTS)

CONCRETE (WHERE APPLICABLE THE FOLLOWING SHALL APPLY)

ALL CONCRETE WORK SHALL CONFORM WITH THE LATEST AMENDED ISSUE OF :

1. SANS 2001-CC1 : STANDARD SPECIFICATION FOR CONCRETE WORKS AND SANS 10100 : THE STRUCTURAL USE OF CONCRETE.
2. A SET OF SIX CUBES MUST BE MADE FOR EVERY FIFTY CUBIC METER (OR PORTION THEREOF) OF CONCRETE POURED ON A SPECIFIC DAY, 3 OF THE CUBES MUST BE TESTED AT SEVEN DAYS, AND THE BALANCE MUST BE AVAILABLE FOR TESTING AT 28 DAYS. THE TEST RESULTS ARE TO BE SUBMITTED TO THE ENGINEERS IMMEDIATELY AND SHOULD ANY PROBLEMS BE ANTICIPATED.
3. NO SHUTTERING IS TO BE STRIPPED UNTIL FURTHER NOTICE FROM THE ENGINEER.
4. ALL CONCRETE SHALL BE VIBRATED ACCORDING TO SPECIFICATION. ALL CONCRETE
5. MUST BE CURED CONTINUOUSLY FOR SEVEN DAYS AFTER POURING AND EFFECTIVELY PROTECTED AGAINST DEHYDRATION.

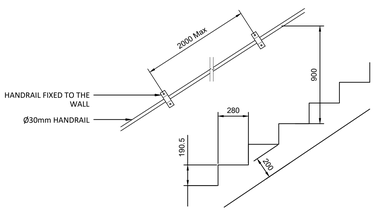

INNER STAIR HANDRAIL DETAIL
SCALE 1:20

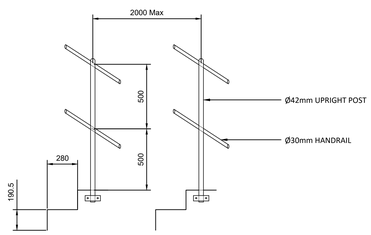

OUTER STAIR HANDRAIL DETAIL
SCALE 1:20

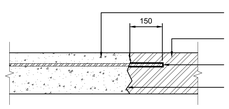

NOTE:

Y10 DOWEL BAR TO BE CHEMICALLY ANCHORED INTO THE EXISTING BLOCKWORK

TYPICAL DOWEL DETAIL
SCALE 1:10

DRAWING NO.	DRAWING DESCRIPTION

REFERENCE DRAWINGS

NOTES

1. DO NOT SCALE DRAWING - ONLY DIMENSIONS SHOWN TO BE USED.
2. ALL DIMENSIONS TO BE CONFIRMED PRIOR TO CONSTRUCTION.
3. ALL CRACKS AND VOIDS BETWEEN BLOCKWORK TO BE FILLED WITH A STRUCTURAL REPAIR MORTAR.
4. WET TO DRY EPOXY TO BE APPLIED, AS PER MANUFACTURERS SPECIFICATION, BEFORE POURING OF NEW CONCRETE.
5. CONCRETE COVER TO REINFORCEMENT BETWEEN 50 - 70 MM

NO.	DESCRIPTION	BY	CHKD	APPD	DATE
00	ISSUED FOR CONSTRUCTION	TG	SR	SR	05/09/2025

REVISIONS

This Document including all design and information therein is Confidential Intellectual Property of Transnet
Copyright and all other rights are reserved by Transnet. This Document may only be used for its intended purpose.

PRIVATE OPERATOR LOGO

CONSULTANTS ENGINEERS LOGO

CONTRACTOR / CONSULTANT				TRANSNET NATIONAL PORTS AUTHORITY			
TITLE	NAME	SIGN	DATE	TITLE	NAME	SIGN	DATE
DRAWN	.		. . .	DRAWN	MS. T. GWALA		25 09 25
CHECKED	.		. . .	CHECKED	MR. S. RAMBRIDGE		
DESIGNED	.		. . .	DESIGNED	MS. T. GWALA		25 09 25
CHECKED	.		. . .	CHECKED	MR. S. RAMBRIDGE		
PR.ENG. / PR.TECH./PR. ARCH				PR.ENG. / PR.TECH./PR. ARCH			
NAME	XX		DATE	NAME	MR. S. RAMBRIDGE		DATE
SIGNATURE			. . .	SIGNATURE			25 09 25
REG. NUMBER	XXXXX			REG. NUMBER	20170278		
TITLE				TITLE			
SCALE	XX			PAPER SIZE :			A0
TRANSNET DRG. NO.				DH64B2006 - 000			REV. 01

Transnet National Ports Authority

TRANSNET SOC Ltd : REG No. 1990/000900/30
PORT OF DURBAN
QUEENS WAREHOUSE, 237 MAHATMA GHANDHI, TEL: 031 361 8303
DURBAN, 4001

PROJECT / AREA / ASSET / SUBJECT/DRAWING TITLE

PORT OF DURBAN

BAYHEAD PRECINCT
DRYDOCK PROPOSED STAIRCASE
PLAN, SECTIONS AND DETAILS

PROJECT DRG. NO. | REV.