

Transnet Rail Infrastructure Manager
an Operating Division **TRANSNET SOC LTD**

[Registration Number 1990/000900/30]

REQUEST FOR PROPOSAL (RFP)

The refurbishment of Sentrarand Main Intake Distribution Substations

RFP NUMBER	: TRIM/2026/02/0064/1473/RFP
ISSUE DATE	: 13 March 2026
COMPULSORY SITE BRIEFING	: 10 April 2026
CLOSING DATE	: 29 May 2026
CLOSING TIME	: 10:00am
TENDER VALIDITY PERIOD	: 12 weeks from closing date

Contents

Number	Heading
--------	---------

The Tender

Part T1: Tendering Procedures

T1.1 Tender Notice and Invitation to Tender

T1.2 Tender Data

Part T2: Returnable Documents

T2.1 List of Returnable Documents

T2.2 Returnable Schedules

T2.3 Evaluation Schedules

The Contract

Part C1: Agreements and Contract Data

C1.1 Form of Offer and Acceptance

C1.2 Contract Data (Parts 1 & 2)

C1.3 Form of Guarantee

Part C2: Pricing Data

C2.1 Pricing Instructions

C2.2 Bill of Quantities

Part C3: Scope of Work

C3.1 Works Information

Part C4: Site Information

C4.1 Site Information

T1.1 TENDER NOTICE AND INVITATION TO TENDER

SECTION 1: NOTICE TO TENDERERS

1. INVITATION TO TENDER

Responses to this Tender [hereinafter referred to as a **Tender**] are requested from persons, companies, close corporations or enterprises [hereinafter referred to as a Tenderer].

DESCRIPTION	The refurbishment of Sentrarand Main Intake Distribution Substations
TENDER DOWNLOADING	<p>This Tender may be downloaded directly from the National Treasury eTender Publication Portal at www.etenders.gov.za and the Transnet website at https://esupplierportal.transnet.net/portal/ (please use Google Chrome to access Transnet link) FREE OF CHARGE.</p>
COMPULSORY TENDER CLARIFICATION MEETING	<p>A Compulsory Tender Clarification Meeting will be conducted at Transnet Sentrarand Depot (GPS coordinates: (-26.075950, 28.463300)) on the 10 April 2026, at 10:00am [10 O'clock] for a period of ± 2 (two) hours. [Tenderers to provide own transportation and accommodation].</p> <p>The Compulsory Tender Clarification Meeting will start punctually and information will not be repeated for the benefit of Tenderers arriving late.</p> <p>A Site visit/walk will take place, tenderers are to note:</p> <ul style="list-style-type: none"> • Tenderers are required to wear safety shoes, goggles, long sleeve shirts, high visibility vests and hard hats. • Tenderers without the recommended PPE will not be allowed on the site walk. • Tenderers and their employees, visitors, clients and customers entering Transnet Offices, Depots, Workshops and Stores will have to undergo breathalyser testing. • All forms of firearms are prohibited on Transnet properties and premises. • The relevant persons attending the meeting must ensure that their identity documents, passports or drivers licences are on them for inspection at the access control gates. <p>Certificate of Attendance in the form set out in the Returnable Schedule T2.2-01 hereto must be completed and submitted with your Tender as proof of attendance is required for a compulsory site meeting and/or tender briefing.</p> <p>Tenderers are required to bring this Returnable Schedule T2.2-01 to the Compulsory Tender Clarification Meeting to be signed by the Employer's Representative.</p> <p>Tenderers failing to attend the compulsory tender briefing will be disqualified.</p>

CLOSING DATE	10:00am on 29 May 2026 Tenderers must ensure that tenders are uploaded timeously onto the system. If a tender is late, it will not be accepted for consideration.
---------------------	--

2. TENDER SUBMISSION

Transnet has implemented a new electronic tender submission system, the e-Tender Submission Portal, in line with the overall Transnet digitalization strategy where suppliers can view advertised tenders, register their information, log their intent to respond to bids and upload their bid proposals/responses on to the system.

a) The Transnet e-Tender Submission Portal can be accessed as follows:

Log on to the Transnet eTenders management platform website <https://esupplierportal.transnet.net/portal/> ;

- Click on "ADVERTISED TENDERS" to view advertised tenders;
- Click on "SIGN IN/REGISTER – for bidder to register their information (must fill in all mandatory information);
- Click on "SIGN IN/REGISTER" - to sign in if already registered;
- Toggle (click to switch) the "Log an Intent" button to submit a bid;
- Submit bid documents by uploading them into the system against each tender selected.
- **Tenderers are required to ensure that electronic bid submissions are done at least a day before the closing date to prevent issues which they may encounter due to their internet speed, bandwidth or the size of the number of uploads they are submitting. Transnet will not be held liable for any challenges experienced by bidders as a result of the technical challenges. Please do not wait for the last hour to submit. A Tenderer can upload 30mb per upload and multiple uploads are permitted.**

b) The tender offers to this tender will be opened as soon as possible after the closing date and time. Transnet shall not, at the opening of tenders, disclose to any other company any confidential details pertaining to the Tender Offers / information received, i.e. pricing, delivery, etc. The names and locations of the Tenderers will be divulged to other Tenderers upon request.

c) Submissions must not contain documents relating to any Tender other than that shown on the submission.

3. CONFIDENTIALITY

All information related to this RFP is to be treated with strict confidentiality. In this regard Tenderers are required to certify that they have acquainted themselves with the Non-Disclosure Agreement. All information related to a subsequent contract, both during and after completion thereof, will be treated with strict confidence. Should the need however arise to divulge any information gleaned from provision of the Works, which is either directly or indirectly related to Transnet's business, written approval to divulge such information must be obtained from Transnet.

4. DISCLAIMERS

Tenderers are hereby advised that Transnet is not committed to any course of action as a result of its issuance of this Tender and/or its receipt of a tender offer. In particular, please note that Transnet reserves the right to:

- 4.1. Award the business to the highest scoring Tenderer/s unless objective criteria justify the award to another tenderer.
- 4.2. Not necessarily accept the lowest priced tender or an alternative Tender;
- 4.3. Go to the open market if the quoted rates (for award of work) are deemed unreasonable;
- 4.4. Should the Tenderers be awarded business on strength of information furnished by the Tenderer, which after conclusion of the contract is proved to have been incorrect, Transnet reserves the right to terminate the contract;
- 4.5. Request audited financial statements or other documentation for the purposes of a due diligence exercise;
- 4.6. Not accept any changes or purported changes by the Tenderer to the tender rates after the closing date;
- 4.7. Verify any information supplied by a Tenderer by submitting a tender, the Tenderer/s hereby irrevocably grant the necessary consent to the Transnet to do so;
- 4.8. Conduct the evaluation process in parallel. The evaluation of Tenderers at any given stage must therefore not be interpreted to mean that Tenderers have necessarily passed any previous stage(s);
- 4.9. Unless otherwise expressly stated, each tender lodged in response to the invitation to tender shall be deemed to be an offer by the Tenderer. The Employer has the right in its sole and unfettered discretion not to accept any offer.
- 4.10. Not be held liable if tenderers do not provide the correct contact details during the clarification session and do not receive the latest information regarding this RFP with the possible consequence of being disadvantaged or disqualified as a result thereof.
- 4.11. Transnet reserves the right to exclude any Tenderers from the tender process who has been convicted of a serious breach of law during the preceding 5 [five] years including but not limited to breaches of the Competition Act 89 of 1998, as amended. Tenderers are required to indicate in tender returnable [on T2.2-14], [**Breach of Law**] whether or not they have been found guilty of a serious breach of law during the past 5 [five] years.
- 4.12. Transnet reserves the right to perform a risk analysis on the preferred tenderer to ascertain if any of the following might present an unacceptable commercial risk to the employer:
 - *unduly high or unduly low tendered rates or amounts in the tender offer;*
 - *contract data of contract provided by the tenderer; or*
 - *the contents of the tender returnables which are to be included in the contract.*



5. Transnet will not reimburse any Tenderer for any preparatory costs or other work performed in connection with this Tender, whether or not the Tenderer is awarded a contract.

6. NATIONAL TREASURY'S CENTRAL SUPPLIER DATABASE

Tenderer are required to self-register on National Treasury's Central Supplier Database (CSD) which has been established to centrally administer supplier information for all organs of state and facilitate the verification of certain key supplier information. The CSD can be accessed at <https://secure.csd.gov.za/>. Tenderer are required to provide the following to Transnet in order to enable it to verify information on the CSD:

Supplier Number..... and Unique registration reference number(Tender Data)

**Transnet urges its clients, suppliers and the general public
to report any fraud or corruption to
TIP-OFFS ANONYMOUS: 0800 003 056 OR Transnet@tip-offs.com**

T1.2 TENDER DATA

The conditions of tender are the Standard Conditions of Tender as contained in Annex C of the CIDB Standard for Uniformity in Engineering and Construction Works Contracts. The Standard for Uniformity in Construction Procurement was first published in Board Notice 62 of 2004 in Government Gazette No 26427 of 9 June 2004. It was subsequently amended in Board Notice 67 of 2005 in Government Gazette No 28127 of 14 October 2005, Board Notice 93 of 2006 in Government Gazette No 29138 of 18 August 2006, Board Notice No 9 of 2008 in Government Gazette No 31823 of 30 January 2009, Board Notice 86 of 2010 in Government Gazette No 33239 of 28 May 2010, Board Notice 136 of 2015 in Government Gazette 38960 of 10 July 2015 and Board Notice 423 of 2019 in Government Gazette No 42622 of 8 August 2019.

This edition incorporates the amendments made in Board Notice 423 of 2019 in Government Gazette 42622 of 8 August 2019. (see www.cidb.org.za).

The Standard Conditions of Tender make several references to Tender data for detail that apply specifically to this tender. The Tender Data shall have precedence in the interpretation of any ambiguity or inconsistency between it and the Standard Conditions of Tender.

Each item of data given below is cross-referenced in the left-hand column to the clause in the Standard Conditions of Tender to which it mainly applies.

Clause	Data
C.1.1	The <i>Employer</i> is Transnet SOC Ltd (Reg No. 1990/000900/30)
C.1.2	The tender documents issued by the <i>Employer</i> comprise: Part T: The Tender Part T1: Tendering procedures Part T2 : Returnable documents Part C: The contract Part C1: Agreements and contract data Part C2: Pricing data
	T1.1 Tender notice and invitation to tender T1.2 Tender data T2.1 List of returnable documents T2.2 Returnable schedules T2.3 Evaluation Schedule C1.1 Form of offer and acceptance C1.2 Contract data (Part 1 & 2) C2.1 Pricing instructions C2.2 Bill of Quantities

Part C3: Scope of work C3.1 Works Information

Part C4: Site information C4.1 Site information

C.1.4	The Employer's agent is:	SCM Manager
	Name:	Thabo Nkosi
	Address:	No.1 Anvil Road, Admin Bld, Isando, 1600
	Tel No.	011 308 4236
	E – mail	Thabo.Nkosi@transnet.net

C.2.1 Only those tenderers who satisfy the following eligibility criteria are eligible to submit tenders:

1. Stage One - Eligibility with regards to attendance at the compulsory clarification meeting:

An authorised representative of the tendering entity or a representative of a tendering entity that intends to form a Joint Venture (JV) must attend the compulsory clarification meeting in terms C2.7

Any tenderer that fails to meet the stipulated pre-qualifying criteria will be regarded as an unacceptable tender.

2. Stage Two - Eligibility in terms of the Construction Industry Development Board:

a) Only those tenderers who are registered with the CIDB, or are capable of being so prior to the evaluation of submissions, in a contractor grading designation equal to or higher than a contractor grading designation determined in accordance with the sum tendered or a value determined in accordance with Regulation 25 (1B) or 25(7A) of the Construction Industry Development Regulations, designation of **7EP or higher** class of construction work, are eligible to have their tenders evaluated.

b) Joint Venture (JV)

Joint ventures are eligible to submit tenders subject to the following:

1. every member of the joint venture is registered with the CIDB;
2. the lead partner has a contractor grading designation of not lower than one level below the required class of construction works under consideration and possesses the required recognition status; and
3. the combined Contractor grading designation calculated in accordance with the Construction Industry Development Regulations is equal to or higher than a Contractor grading designation determined in accordance with the sum tendered for a **7EP or higher** class of construction work or a value determined in accordance with Regulation 25(1B) or 25(7A) of the Construction Industry Development Regulations

The tenderer shall provide a certified copy of its signed joint venture agreement

3. Stage Three - Functionality:

Only those tenderers who obtain the minimum qualifying score for functionality will be evaluated further in terms of price and the applicable preference point system. The minimum qualifying for score for functionality is **70** points.

The evaluation criteria for measuring functionality and the points for each criteria and, if any, each sub-criterion are as stated in C.3.11.3 below.

Any tenderer that fails to meet the stipulated eligibility criteria will be regarded as an unacceptable tender.

C.2.7 The arrangements for a compulsory clarification meeting are as stated in the Tender Notice and Invitation to Tender. **Tenderers must complete and sign the attendance register.** Addenda will be issued to and tenders will only be received from those tendering entities including those entities that intends forming a joint venture appearing on the attendance register.

Tenderers are also **required to bring their RFP document to the briefing session and have their returnable document T2.2-01 certificate of attendance** signed off by the Employer's authorised representative.

C.2.12 No alternative tender offers will be considered.

C.2.13.3 Each tender offer shall be in the **English Language.**

C.2.13.5 The *Employer's* details and identification details that are to be shown on each tender offer are as follows:

Identification details:

The tender documents must be uploaded with:

- Name of Tenderer: **(insert company name)**
- Contact person and details: **(insert details)**
- The Tender Number: TRIM/2026/02/0064/1473/RFP
- The Tender Description: The refurbishment of Sentrarrand Main Intake Distribution Substations

Documents must be marked for the attention of: ***Employer's Representative: Thabo Nkosi***

C.2.13.9 Telephonic, telegraphic, facsimile or e-mailed tender offers will not be accepted.

C.2.15 The closing time for submission of tender offers is:
Time: **10:00am** on the **29 May 2026**
Location: The Transnet e-Tender Submission Portal:
(<https://esupplierportal.transnet.net/portal/>)

NO LATE TENDERS WILL BE ACCEPTED

C.2.16 The tender offer validity period is **12 weeks** after the closing date. Tenderers are to note that they may be requested to extend the validity period of their tender, on the same terms and conditions, if Transnet’s internal evaluation and governance approval processes has not been finalised within the validity period.

C.2.23 The tenderer is required to submit with his tender:

1. A valid Tax Clearance Certificate issued by the South African Revenue Services. **Tenderers also to provide Transnet with a TCS PIN to verify Tenderers compliance status.**
2. A **valid B-BBEE Certificate** from a Verification Agency accredited by the South African Accreditation System [**SANAS**], or a **sworn affidavit** confirming annual turnover and level of black ownership in case of all EMEs and QSEs with 51% black ownership or more together with the tender;
3. CRS Number. (CIDB unique identifier number of the tenderer);
4. Proof of registration on the Central Supplier Database;
5. Letter of Good Standing with the Workmen’s compensation fund by the tendering entity or separate Letters of Good Standing from all members of a newly constituted JV.

Note: Refer to Section T2.1 for List of Returnable Documents

C3.11 The minimum number of evaluation points for functionality is: **70**

The procedure for the evaluation of responsive tenders is Functionality, Price and Preference:

Only those tenderers who attain the minimum number of evaluation points for Functionality will be eligible for further evaluation, failure to meet the minimum threshold will result in the tender being disqualified and removed from any further consideration.

Functionality Criteria

The functionality criteria and maximum score in respect of each of the criteria are as follows:

Criteria	Total Score	Indicator for Scoring	Points
T2.2-02: Work program and Delivery Period The contractor must state when he/she intends to start and complete the job.	20	Failed to a well detailed Gantt Chart or Gantt chart is stipulated greater than 25 weeks.	0
		Gantt Chart stipulates 23 to 25 weeks to complete the project	40

<p>This must also be supported by providing a working programme, which after awarding will then be used as a monitoring tool on work progress. Points given should be based on the duration and sequential project activities. This must be in a form of a well detailed Gantt chart.</p>		Gantt Chart stipulates 20 to 22 weeks to complete the project	70
		Gantt Chart stipulates 17 to 19 weeks to complete the project	90
		<= Gantt Chart stipulates 16 weeks to complete the project	100
<p>Technical Approach and Method Statement</p> <p>This document should detail the way each activity or process is to be completed. The method statement should also outline the hazards involved and include a step by step guide on how to do the job safely.</p> <p>It should detail control measures to be introduced to ensure the safety of anyone who will be affected by the projects activities. The method statement cannot be used as safety plan but a technical approach and methodology on the actual work execution. The company specialty and practical knowledge in business services is required.</p>	10	Failed to provide information	0
		The technical approach and /or methodology is poor / is unlikely to satisfy project objectives or requirements. The tenderer has misunderstood certain aspects of the scope of work and does not deal with the critical aspects of the Project.	40
		The approach is generic and not tailored to address the specific project objectives and methodology. The approach does not adequately deal with the Critical characteristics of the project. The quality plan, manner in which risk is to be managed Etc. is too generic.	70
		The approach is specifically tailored to address the specific project objectives and methodology and is sufficiently flexible to Accommodate changes that may occur during execution. The quality plan and approach to managing risk is specifically tailored to the critical characteristics of the project.	90
		Besides meeting the "good" rating, the important issues are approached in an Innovative and efficient way, indicating that the tenderer has outstanding knowledge of state-of-the- art approaches. The approach paper details ways to improve the project outcomes and the quality of the outputs.	100
<p>Proven Experience</p> <p>Contractor should provide purchase orders/ Award letters and Invoice (Must be a Pair) of similar scope of works (SoW) that has been done before.</p>	20	<p>Contractor has not done this work before. The last similar project the contractor did was longer than 10 years ago.</p> <p>Switchgear MOU is not attached.</p>	0

<p>a Pair) of similar scope of works (SoW) that has been done before.</p>		<p>The contractor has submitted 1 or 2 pairs of POs/Award Letters with invoices which detail the scope of work conducted and the SoW is similar to the Main Intake Project. The last similar project the contractor did was no longer than 10 years ago.</p> <p>Switchgear MOU is Attached</p>	40
		<p>The contractor has submitted 3 pairs of POs/Award Letters with invoices which detail the scope of work conducted and the SoW is similar to the Main Intake Project. The last similar project the contractor did was no longer than 10 years ago.</p> <p>Switchgear MOU is Attached</p>	70
		<p>The contractor has submitted 4 pairs of POs/Award Letters with invoices which detail the scope of work conducted and the SoW is similar to the Main Intake Project. The last similar project the contractor did was no longer than 10 years ago.</p> <p>Switchgear MOU is Attached</p>	90
		<p>The contractor has submitted 5 pairs of POs/Award Letters with invoices which detail the scope of work conducted and the SoW is similar to the Main Intake Project. The last similar project the contractor did was no longer than 10 years ago.</p> <p>Switchgear MOU is Attached</p>	100
<p>Management & CVs of Key Personnel</p> <p>The Tenderer must be able to demonstrate that the project personnel have sufficient knowledge ,experience and qualifications to provide the</p>	50	<ul style="list-style-type: none"> • Project managers have none of the required registrations. • No Supervisors or they don't have required qualifications. • Electricians have no Trade test. • No PrEng. • No High Voltage Safety Training and Authorization. 	0

<p>required services and submit proof of qualifications. CVs should be attached.</p> <p>The Project Manager should have a professional registration with ECSA (PrEng) and either a PrCM registration issued by the SACPCMP or a PMP registration issued by the Project Management Institute. Furthermore at least one submit proof of qualifications. CVs should be attached.</p> <p>The Project Manager should have a professional registration with ECSA (PrEng) and either a PrCM registration issued by the SACPCMP or a PMP registration issued by the Project Management Institute. Furthermore at least one employee should have a High Voltage Safety Training and Authorization certification.</p>	<ul style="list-style-type: none"> Project manager has a PrEng & PrCM/PMP registrations. At least 1 Electrician has a High Voltage Safety Training and Authorization certification. At least 1 Employee has a Electrical Trade Test. 	40
	<ul style="list-style-type: none"> Project manager has a PrEng & PrCM/PMP registrations. At least 1 Electrician has a High Voltage Safety Training and Authorization certification. At least 2 Employees have an Electrical Trade Test. 	70
	<ul style="list-style-type: none"> Project manager has a PrEng & PrCM/PMP registrations. At least 1 Electrician has a High Voltage Safety Training and Authorization certification. At least 3 Employees have an Electrical Trade Test. 	90
	<ul style="list-style-type: none"> Project manager has a PrEng & PrCM/PMP registrations. At least 1 Electrician has a High Voltage Safety Training and Authorization certification. At least 4 Employees have an Electrical Trade Test. 	100

Functionality shall be scored independently by not less than 3 (three) evaluators and averaged in accordance with the following schedules:

- T2.2-02 Work program and Delivery Period
- T2.2-03 Technical Approach and Method Statement
- T2.2-04 Proven Experience
- T2.2-05 Management & CVs of Key Personnel

Each evaluation criteria will be assessed in terms of scores of 0, 40, 70, 90 or 100 (logarithmic scale, more suitable for NEC3, ECC (Construction Related Procurement))

The scores of each of the evaluators will be averaged, weighted and then totalled to obtain the final score for functionality, unless scored collectively. (See CIDB Inform Practice Note #9).

Note: Any tender not complying with the above-mentioned requirements, will be regarded as non-responsive and will therefore not be considered for further evaluation. This note must be read in conjunction with Clause C.2.1.

C.3.11. Only tenders that achieve the minimum qualifying score for functionality will be evaluated further in accordance with the 80/20 preference points systems as described in Transnet Preferential Procurement Policy

80 where the financial value of one or more responsive tenders received have a value equal to or below R50 million, inclusive of all applicable taxes,
and

Up to 100 minus W_1 tender evaluation points will be awarded to tenderers who complete the preferencing schedule and who are found to be eligible for the preference claimed. **Should the BBBEE rating not be provided, tenderers with no verification will score zero points for preferencing.**

Note: Transnet reserves the right to carry out an independent audit of the tenderers scorecard components at any stage from the date of close of the tenders until completion of the contract.

Evaluation Criteria	Final Weighted Scores
Functionality	70
Price	80
B-BBEE Level of contributor (1 or 2)	10
At least 30% Black Women Owned Entities	5
Entities that are 51% Black Owned	3
Local Content and Local Production <ul style="list-style-type: none"> Electrical Cable Products: 90% Fully completed and declared 90% Electrical Cable Products and signed Annexures C, D and E sectors' bidders will Score all Full Points. Incomplete, blank or not submitted Annexures Bidders will score zero points. 	2
Non-Compliant and/or B-BBEE Level 3-8 contributors	0
TOTAL SCORE:	100

The following Table represents the evidence to be submitted for claiming preference points for applicable specific goals in a particular tender:

Specific Goals	Acceptable Evidence
B-BBEE	B-BBEE Certificate / Sworn-Affidavit B-BBEE Certificate (in case of JV, a consolidate scorecard will be accept) as per DTIC guidelines
At least 30% Black Women Owned Entities	B-BBEE Certificate / Sworn- Affidavit / B-BBEE CIPC Certificate (in case of JV, a consolidated scorecard will be accepted) as per DTIC guideline
Entities that are at least 51 % Black Owned	B-BBEE Certificate / Sworn- Affidavit / B-BBEE CIPC Certificate (in case of JV, a consolidated scorecard will be accepted) as per DTIC guideline
Local Content and Local Production	Returnable Local Content and production Annexures, C, D and E

C.3.13 Tender offers will only be accepted if:

1. The tenderer or any of its directors/shareholders is not listed on the Register of Tender Defaulters in terms of the Prevention and Combating of Corrupt

Activities Act of 2004 as a person prohibited from doing business with the public sector;

2. the tenderer does not appear on Transnet's list for restricted tenderers and National Treasury's list of Tender Defaulters;
3. the tenderer has fully and properly completed the Compulsory Enterprise Questionnaire and there are no conflicts of interest which may impact on the tenderer's ability to perform the contract in the best interests of the Employer or potentially compromise the tender process and persons in the employ of the state.
4. Transnet reserves the right to award the tender to the tenderer who scores the highest number of points overall, unless there are **objective criteria** which will justify the award of the tender to another tenderer. Objective criteria include but are not limited to the outcome of a due diligence exercise to be conducted. The due diligence exercise may take the following factors into account inter alia;
the tenderer:
 - a) is not under restrictions, or has principals who are under restrictions, preventing participating in the employer's procurement,
 - b) can, as necessary and in relation to the proposed contract, demonstrate that he or she possesses the professional and technical qualifications, professional and technical competence, financial resources, equipment and other physical facilities, managerial capability, reliability, experience and reputation, expertise and the personnel, to perform the contract,
 - c) has the legal capacity to enter into the contract,
 - d) is not insolvent, in receivership, under Business Rescue as provided for in chapter 6 of the Companies Act, 2008, bankrupt or being wound up, has his affairs administered by a court or a judicial officer, has suspended his business activities, or is subject to legal proceedings in respect of any of the foregoing,
 - e) complies with the legal requirements, if any, stated in the tender data and
 - f) is able, in the option of the employer to perform the contract free of conflicts of interest.

C.3.17 The number of paper copies of the signed contract to be provided by the Employer is 1 (one).

T2.1 List of Returnable Documents

2.1.1 Stage One - Eligibility with regards to attendance at the compulsory clarification meeting:

T2.2-01 Certificate of Attendance

2.1.2 Stage Two: these schedules will be utilised for Functionality evaluation purposes:

T2.2-02 **Evaluation Schedule:** Work program and Delivery Period

T2.2-03 **Evaluation Schedule:** Technical Approach and Method Statement

T2.2-04 **Evaluation Schedule:** Proven Experience

T2.2-05 **Evaluation Schedule:** Management & CVs of Key Personnel

2.1.3 Returnable Schedules:

General:

T2.2-06 Local Content

T2.2-07 List of Equipment

T2.2-08 Authority to submit tender

T2.2-09 Risk Elements

T2.2-10 Insurance provided by Contractor

T2.2-11 CIDB SFU ANNEX G Compulsory Questionnaire

T2.2-12 Non-Disclosure Agreement

T2.2-13 Supplier Declaration Form

T2.2-14 RFP Declaration Form

T2.2-15 Service Provider Integrity Pact

T2.2-16 RFP – Breach of Law

T2.2-17 Agreement in terms of (POPIA)

T2.2-18 Certificate of Acquaintance with Tender Document

T2.2-19 Supplier Code of Conduct

2.2 C1.1 Offer portion of Form of Offer & Acceptance

2.3 C1.2 Contract Data Part Two (Data by the Contractor)

2.4 C2.1 Pricing (Bill of Quantities)

T2.2-01: Eligibility Criteria Schedule:

Certificate of Attendance at Tender Clarification Meeting

This is to certify that

.....
(Company Name)

Represented by:
(Name and Surname)

Was represented at the compulsory tender clarification meeting

Held at:	Transnet Sentrarand Depot (GPS coordinates: (-26.075950, 28.463300))	
On (date)	10 April 2026	Starting time: 10:00

Particulars of person(s) attending the meeting:

Name Signature

Capacity

Attendance of the above company at the meeting was confirmed:

Name Signature

For and on Behalf of the Employers Agent. Date

T2.2-02: Evaluation Schedule: Work program and Delivery Period

The contractor must state when he/she intends to start and complete the job. This must also be supported by providing a working programme, which after awarding will then be used as a monitoring tool on work progress. Points given should be based on the duration and sequential project activities. This must be in a form of a detailed Gantt chart.

Score 0	No Response Failed to a well detailed Gantt Chart or Gantt chart is stipulated greater than 25 weeks.
Score 40	Poor Gantt Chart stipulates 23 to 25 weeks to complete the project
Score 70	Satisfactory Gantt Chart stipulates 20 to 22 weeks to complete the project
Score 90	Good Gantt Chart stipulates 17 to 19 weeks to complete the project
Score 100	Very Good <= Gantt Chart stipulates 16 weeks to complete the project

The undersigned, who warrants that he / she is duly authorised to do so on behalf of the enterprise, confirms that the contents of this schedule are within my personal knowledge and are to the best of my belief both true and correct.

Signed

Date

.....

.....

Name

Position

.....

.....

Tenderer

.....

T2.2-03: Evaluation Schedule: Technical Approach and Method Statement

This document should detail the way each activity or process is to be completed. The method statement should also outline the hazards involved and include a step-by-step guide on how to do the job safely.

It should detail control measures to be introduced to ensure the safety of anyone who will be affected by the project’s activities. The method statement cannot be used as safety plan but a technical approach and methodology on the actual work execution. The company specialty and practical knowledge in business services is required.

Score 0	No Response Failed to provide information
Score 40	Poor The technical approach and /or methodology is poor / is unlikely to satisfy project objectives or requirements. The tenderer has misunderstood certain aspects of the scope of work and does not deal with the critical aspects of the Project.
Score 70	Satisfactory The approach is generic and not tailored to address the specific project objectives and methodology. The approach does not adequately deal with the Critical characteristics of the project. The quality plan, manner in which risk is to be managed, etc. is too generic.
Score 90	Good The approach is specifically tailored to address the specific project objectives and methodology and is sufficiently flexible to Accommodate changes that may occur during execution. The quality plan and approach to managing risk is specifically tailored to the critical characteristics of the project.
Score 100	Very Good Besides meeting the “good” rating, the important issues are approached in an Innovative and efficient way, indicating that the tenderer has outstanding knowledge of state-of-the- art approaches. The approach paper details ways to improve the project outcomes and the quality of the outputs.

The undersigned, who warrants that he / she is duly authorised to do so on behalf of the enterprise, confirms that the contents of this schedule are within my personal knowledge and are to the best of my belief both true and correct.

Signed

Date

.....

.....

Name

Position

.....

.....

Tenderer

.....

T2.2-04: Evaluation Schedule: Proven Experience

Note to tenderers:

Contractor should provide purchase orders/ Award letters and Invoice (Must be a Pair) of similar scope of works (SoW) that has been done before.

Score	Previous Experience
0	No Response Contractor has not done this work before. The last similar project the contractor did was longer than 10 years ago.
40	Poor The contractor has submitted 1 or 2 pairs of POs/Award Letters with invoices which detail the scope of work conducted and the SoW is similar to the Main Intake Project. The last similar project the contractor did was no longer than 10 years ago.
70	Satisfactory The contractor has submitted 3 pairs of POs/Award Letters with invoices which detail the scope of work conducted and the SoW is similar to the Main Intake Project. The last similar project the contractor did was no longer than 10 years ago.
90	Good The contractor has submitted 4 pairs of POs/Award Letters with invoices which detail the scope of work conducted and the SoW is similar to the Main Intake Project. The last similar project the contractor did was no longer than 10 years ago.
100	Very Good The contractor has submitted 5 pairs of POs/Award Letters with invoices which detail the scope of work conducted and the SoW is similar to the Main Intake Project. The last similar project the contractor did was no longer than 10 years ago.

The undersigned, who warrants that he / she is duly authorised to do so on behalf of the enterprise, confirms that the contents of this schedule are within my personal knowledge and are to the best of my belief both true and correct.

Signed

Date

.....

.....

Name

Position

.....

.....

Tenderer

.....

T2.2-05: Evaluation Schedule: Management & CVs of Key Personnel

Note to tenderers:

The Tenderer must be able to demonstrate that the project personnel have sufficient knowledge, experience and qualifications to provide the required services and submit proof of qualifications with tender. The contractor must supply and identify his proposed technical team and state their job description, experience and qualifications in a form of a CV. The Qualifications must be attached.

Score	Management & CVs of Key Personnel
0	No Response Tenderer has not submitted the proof of qualifications on the CVs
40	Poor 1 Employee has an electrical Qualification.
70	Satisfactory 2 Employees have an electrical Qualification
90	Good 3 Employees have an electrical qualification.
100	Very Good 4 Employees have electrical qualifications.

The undersigned, who warrants that he / she is duly authorised to do so on behalf of the enterprise, confirms that the contents of this schedule are within my personal knowledge and are to the best of my belief both true and correct.

Signed

Date

.....

.....

Name

Position

.....

.....

Tenderer

.....

Guidance Document for the Calculation of Local Content

1. DEFINITIONS

Unless explicitly provided in this guideline, the definitions given in SATS 1286:2011 apply.

2. GENERAL

2.1. Introduction

This guideline provides tenderers with a detailed description of how to calculate local content of products (goods, services and works) by components/material/services and enables them to keep an updated record for verification requirements as per the SATS 1286:2011 Annexure A and B.

The guideline consists of two parts, namely:

- a written guideline; and
- three declarations that must be completed:
 - Declaration C: “Local Content Declaration – Summary Schedule” (see Annexure C);
 - Declaration D: “Imported Content Declaration – Supporting Schedule to Annex C” (see Annexure D); and
 - Declaration E: “Local Content Declaration – Supporting Schedule to Annex C” (see Annexure E).

The guidelines and declarations should be used by tenderers when preparing a tender. A tenderer must complete Declarations D and E, and consolidate the information on Declaration C.

Annexure C must be submitted with the tender by the closing date and time as determined by the Tender Authority. The Tender Authority reserves the right to request that Declarations D and E also be submitted.

If the tender is successful, the tenderer must continuously update Declarations C, D and E with actual values for the duration of the contract.

NOTE:

Annexure A is a note to the purchaser in SATS 1286:2011; and
Annexure B is the Local Content Declaration IN SATS 1286:2011.

2.2. What is local content?

According to SATS 1286:2011, the local content of a product is the tender price less the value of imported content, expressed as a percentage. It is, therefore, necessary to first compute the imported value of a product to determine the local content of a product.

2.3. Categories: Imported and Local Content

The tenderer must differentiate between imported content and local content.

Imported content of a product by components/material/services is separated into two categories, namely:

- products imported directly by the tenderer; and
- products imported by a third party and supplied to the tenderer.

2.3.1. Imported Content

Identify the imported content, if any, by value for products by component/material/services. In the case of components/materials/services sourced from a South African manufacturer, agent, supplier or subcontractor (i.e. third party), obtain that information and Declaration D from the third party.

Calculate the imported content of components/materials/services to be used in the manufacture of the total quantity of the products for which the tender is to be submitted.

As stated in clause 3.2.4 of SATS 1286:2011: "If information on the origin of components, parts or materials is not available, it will be deemed to be imported content."

2.3.1.1. Imported directly by the tenderer:

When the tenderer import products directly, the onus is on the tenderer to provide evidence of any components/materials/services that were procured from a non-domestic source. The evidence should be verifiable and pertain to the tender as a whole. Typical evidence will include commercial invoices, bills of entry, etc.

When the tenderer procures imported services such as project management, design, testing, marketing, etc and makes royalty and lease payments, such payments relating to the tender must be included when calculating imported content.

2.3.1.2. Imported by a third party and supplied to the tenderer:

When the tenderer supplies components/material/services that are imported by any third party (for example, a domestic manufacturer, agent, supplier or subcontractor in the supply chain), the onus is on the tenderer to obtain verifiable evidence from the third party.

The tenderer must obtain Declaration D from all third parties for the related tender. The third party must be requested by the tenderer to continuously update Declaration D. Typical evidence of imported content will include commercial invoices, bills of entry etc.

When a third party procures imported services such as project management, design, testing, marketing etc. and makes royalty and lease payments, such payments relating to the tender must be included when calculating imported content.

2.3.1.3. Exempt Imported Content:

Exemptions, if any, are granted by the Department of Trade and Industry (**the dti**). Evidence of the exemptions must be provided and included in Annexure D.

2.3.2. Local Content

Identify and calculate the local content, by value for products by components/materials/services to be used in the manufacture of the total quantity of the products.

3. ANNEXURE C

3.1. Guidelines for completing Annexure C: Local Content Declaration – Summary Schedule

Note: The paragraph numbers correspond to the numbers in Annexure C.

C1. Tender Number

Supply the tender number that is specified on the specific tender documentation.

C2. Tender description

Supply the tender description that is specified on the specific tender documentation.

C3. Designated products

Supply the details of the products that are designated in terms of this tender (i.e. buses).

C4. Tender Authority

Supply the name of the tender authority.

C5. Tendering Entity name

Provide the tendering entity name (for example, Unibody Bus Builders (Pty) Ltd).

C6. Tender Exchange Rate

Provide the exchange rate used for this tender, as per the Standard Bidding Document (SBD) and Municipal Bidding Document (MBD) 6.2.

C7. Specified local content %

Provide the specified minimum local content requirement for the tender (i.e. 80%), as per the Standard Bidding Document (SBD) and Municipal Bidding Document (MDB) 6.2.

C8. Tender item number

Provide the tender item number(s) of the products that have a local content requirement as per the tender specification.

C9. List of items

Provide a list of the item(s) corresponding with the tender item number.

This may be a short description or a brand name.

Calculation of local content

C10. Tender price

Provide the unit tender price of each item excluding VAT.

C11. Exempted imported content

Provide the ZAR value of the exempted imported content for each item, if applicable. These value(s) must correspond with the value(s) of column D16 on Annexure D.

C12. Tender value net of exempted imported content

Provide the net tender value of the item, if applicable, by deducting the exempted imported content (C11) from the tender price (C10).

C13. Imported value

Provide the ZAR value of the items' imported content.

C14. Local value

Provide the local value of the item by deducting the Imported value (C13) from the net tender value (C12).

C15. Local content percentage (per item)

Provide the local content percentage of the item(s) by dividing the local value (C14) by the net tender value (C12) as per the local content formula in SATS 1286.

Tender Summary

C16. Tender quantity

Provide the tender quantity for each item number as per the tender specification.

C17. Total tender value

Provide the total tender value by multiplying the tender quantity (C16) by the tender price (C10).

C18. Total exempted imported content

Provide the total exempted imported content by multiplying the tender quantity (C16) by the exempted imported content (C11). These values must correspond with the values of column D18 on Annexure D.

C19. Total imported content

Provide the total imported content of each item by multiplying the tender quantity (C16) by the imported value (C13).

C20. Total tender value

Total tender value is the sum of the values in column C17.

C21. Total exempted imported content

Total exempted imported content is the sum of the values in column C18. This value must correspond with the value of D19 on Annexure D.

C22. Total tender value net of exempted imported content

The total tender value net of exempt imported content is the total tender value (C20) less the total exempted imported content (C21).

C23. Total imported content

Total imported content is the sum of the values in column C19. This value must correspond with the value of D53 on Annexure D.

C24. Total local content

Total local content is the total tender value net of exempted imported content (C22) less the total imported content (C23). This value must correspond with the value of E13 on Annexure E.

C25. Average local content percentage of tender

The average local content percentage of tender is calculated by dividing total local content (C24) by the total tender value net of exempted imported content (C22).

4. ANNEXURE D

4.1. Guidelines for completing Annexure D: “Imported Content Declaration – Supporting Schedule to Annexure C”

Note: The paragraph numbers correspond to the numbers in Annexure D.

D1. Tender number

Supply the tender number that is specified on the specific tender documentation.

D2. Tender description

Supply the tender description that is specified on the specific tender documentation.

D3. Designated products

Supply the details of the products that are designated in terms of this tender (i.e. buses).

D4. Tender authority

Supply the name of the tender authority.

D5. Tendering entity name

Provide the tendering entity name (i.e. Unibody Bus Builders (Pty) Ltd).

D6. Tender exchange rate

Provide the exchange rate used for this tender, as per the Standard Bidding Document (SBD) and Municipal Bidding Document (MBD) 6.2.

Table A. Exempted Imported Content

D7. Tender item number

Provide the tender item number(s) of the product(s) that have imported content.

D8. Description of imported content

Provide a list of the exempted imported product(s), if any, as specified in the tender.

D9. Local supplier

Provide the name of the local supplier(s) supplying the imported product(s).

D10. Overseas supplier

Provide the name(s) of the overseas supplier(s) supplying the exempted imported product(s).

D11. Imported value as per commercial invoice

Provide the foreign currency value of the exempted imported product(s) disclosed in the commercial invoice accepted by the South African Revenue Service (SARS).

D12. Tender exchange rate

Provide the exchange rate used for this tender as per the Standard Bidding Document (SBD) and Municipal Bidding Document (MBD) 6.2.

D13. Local value of imports

Convert the value of the exempted imported content as per commercial invoice (D11) into the ZAR value by using the tender exchange rate (D12) disclosed in the tender documentation.

D14. Freight costs to port of entry

Provide the freight costs to the South African Port of the exempted imported item.

D15. All locally incurred landing costs and duties

Provide all landing costs including customs and excise duty for the exempted imported product(s) as stipulated in the SATS 1286:2011.

D16. Total landed costs excl VAT

Provide the total landed costs (excluding VAT) for each item imported by adding the corresponding item values in columns D13, D14 and D15. These values must be transferred to column C11 on Annexure C.

D17. Tender quantity

Provide the tender quantity of the exempted imported products as per the tender specification.

D18. Exempted imported value

Provide the imported value for each of the exempted imported product(s) by multiplying the total landed cost (excl. VAT) (D16) by the

tender quantity (D17). The values in column D18 must correspond with the values of column C18 of Annexure C.

D19. Total exempted imported value

The total exempted imported value is the sum of the values in column D18. This total must correspond with the value of C21 on Annexure C.

Table B. Imported Directly By Tenderer

D20. Tender item numbers

Provide the tender item number(s) of the product(s) that have imported content.

D21. Description of imported content:

Provide a list of the product(s) imported directly by tender as specified in the tender documentation.

D22. Unit of measure

Provide the unit of measure for the product(s) imported directly by the tenderer.

D23. Overseas supplier

Provide the name(s) of the overseas supplier(s) supplying the imported product(s).

D24. Imported value as per commercial invoice

Provide the foreign currency value of the product(s) imported directly by tenderer disclosed in the commercial invoice accepted by the South African Revenue Service (SARS).

D25. Tender rate of exchange

Provide the exchange rate used for this tender as per the Standard Bidding Document (SBD) and Municipal Bidding Document (MBD) 6.2.

D26. Local value of imports

Convert the value of the product(s) imported directly by the tenderer as per commercial invoice (D24) into the ZAR value by using the tender exchange rate (D25) disclosed in the tender documentation.

D27. Freight costs to port of entry

Provide the freight costs to the South African Port of the product(s) imported directly by the tenderer.

D28. All locally incurred landing costs and duties

Provide all landing costs including customs and excise duty for the product(s) imported directly by the tenderer as stipulated in the SATS 1286:2011.

D29. Total landed costs excl VAT

Provide the total landed costs (excluding VAT) for each item imported directly by the tenderer by adding the corresponding item values in columns D26, D27 and D28.

D30. Tender quantity

Provide the tender quantity of the product(s) imported directly by the tenderer as per the tender specification.

D31. Total imported value

Provide the total imported value for each of the product(s) imported directly by the tenderer by multiplying the total landed cost (excl. VAT) (D29) by the tender quantity (D30).

D32. Total imported value by tenderer

The total value of imports by the tenderer is the sum of the values in column D31.

Table C. Imported by Third Party and Supplied to the Tenderer

D33. Description of imported content

Provide a list of the product(s) imported by the third party and supplied to the tenderer as specified in the tender documentation.

D34. Unit of measure

Provide the unit of measure for the product(s) imported by the third party and supplied to tenderer as disclosed in the commercial invoice.

D35. Local supplier

Provide the name of the local supplier(s) supplying the imported product(s).

D36. Overseas supplier

Provide the name(s) of the overseas supplier(s) supplying the imported products.

D37. Imported value as per commercial invoice

Provide the foreign currency value of the product(s) imported by the third party and supplied to the tenderer disclosed in the commercial invoice accepted by SARS.

D38. Tender rate of exchange

Provide the exchange rate used for this tender as per the Standard Bidding Document (SBD) and Municipal Bidding Document (MBD) 6.2.

D39. Local value of imports

Convert the value of the product(s) imported by the third party as per commercial invoice (D37) into the ZAR value by using the tender exchange rate (D38) disclosed in the tender documentation.

D40. Freight costs to port of entry

Provide the freight costs to the South African Port of the product(s) imported by third party and supplied to the tenderer.

D41. All locally incurred landing costs and duties

Provide all landing costs including customs and excise duty for the product(s) imported by third party and supplied to the tenderer as stipulated in the SATS 1286:2011.

D42. Total landed costs excluding VAT

Provide the total landed costs (excluding VAT) for each product imported by third party and supplied to the tenderer by adding the corresponding item values in columns D39, D40 and D41.

D43. Quantity imported

Provide the quantity of each product(s) imported by third party and supplied to the tenderer for the tender.

D44. Total imported value

Provide the total imported value of the product(s) imported by third party and supplied to the tenderer by multiplying the total landed cost (D42) by the quantity imported (D43).

D45. Total imported value by third party

The total imported value from the third party is the sum of the values in column D44.

Table D. Other Foreign Currency Payments

D46. Type of payment

Provide the type of foreign currency payment. (i.e. royalty payment for use of patent, annual licence fee, etc).

D47. Local supplier making the payment

Provide the name of the local supplier making the payment.

D48. Overseas beneficiary

Provide the name of the overseas beneficiary.

D49. Foreign currency value paid

Provide the value of the listed payment(s) in their foreign currency.

D50. Tender rate of exchange

Provide the exchange rate used for this tender as per the Standard Bidding Document (SBD) and Municipal Bidding Document (MBD) 6.2.

D51. Local value of payments

Provide the local value of each payment by multiplying the foreign currency value paid (D49) by the tender rate of exchange (D50).

D52. Total of foreign currency payments declared by tenderer and/or third party

The total of foreign currency payments declared by tenderer and/or a third party is the sum of the values in column D51.

D53. Total of imported content and foreign currency payment

The total imported content and foreign currency payment is the sum of the values in column D32, D45 and D52. This value must correspond with the value of C23 on Annexure C.

5. ANNEXURE E

5.1. Guidelines to completing Annexure E: “Local Content Declaration-Supporting Schedule to Annexure C”

The paragraph numbers correspond to the numbers in Annexure E

E1. Tender number

Supply the tender number that is specified on the specific tender documentation.

E2. Tender description

Supply the tender description that is specified on the specific tender documentation.

E3. Designated products

Supply the details of the products that are designated in terms of this tender (for example, buses/canned vegetables).

E4. Tender authority

Supply the name of the tender authority.

E5. Tendering entity name

Provide the tendering entity name (for example, Unibody Bus Builders (Pty) Ltd) Ltd).

Local Goods, Services and Works

E6. Description of items purchased

Provide a description of the items purchased locally in the space provided.

E7. Local supplier

Provide the name of the local supplier that corresponds to the item listed in column E6.

E8. Value

Provide the total value of the item purchased in column E6.

E9. Total local products (Goods, Services and Works)

Total local products (goods, services and works) is the sum of the values in E8.

E10. Manpower costs:

Provide the total of all the labour costs accruing only to the tenderer (i.e. not the suppliers to tenderer).

E11. Factory overheads:

Provide the total of all the factory overheads including rental, depreciation and amortisation for local and imported capital goods, utility costs and consumables. (Consumables are goods used by individuals and businesses that must be replaced regularly because they wear out or are used up. Consumables can also be defined as the components of an end product that are used up or permanently altered in the process of manufacturing, such as basic chemicals.)

E12. Administration overheads and mark-up:

Provide the total of all the administration overheads, including marketing, insurance, financing, interest and mark-up costs.

E13. Total local content:

The total local content is the sum of the values of E9, E10, E11 and E12. This total must correspond with C24 of Annexure C.



national treasury

Department:
National Treasury
REPUBLIC OF SOUTH AFRICA

Private Bag X115, Pretoria, 0001

TO: ACCOUNTING OFFICERS OF ALL NATIONAL DEPARTMENTS AND
CONSTITUTIONAL INSTITUTIONS

ACCOUNTING OFFICERS OF ALL MUNICIPALITIES AND MUNICIPAL ENTITIES

ACCOUNTING AUTHORITIES OF ALL SCHEDULE 2 AND 3 PUBLIC ENTITIES

HEAD OFFICIALS OF PROVINCIAL TREASURIES

NATIONAL TREASURY DESIGNATED SECTORS CIRCULAR NUMBER 10 OF 2019/2020:

INVITATION AND EVALUATION OF BIDS BASED ON A STIPULATED MINIMUM THRESHOLD FOR LOCAL PRODUCTION AND CONTENT FOR ELECTRICAL CABLE PRODUCTS

1. PURPOSE

1.1 The purpose of this Circular is to:

- 1.1.1. introduce amendments to the instruction for Electrical Cable Products dated 30 June 2016; and
- 1.1.2. provide information to accounting officers (AOs) and accounting authorities (AAs) in terms of which they may procure the aforementioned products which have been designated as a sector for local production and content.

2. BACKGROUND

- 2.1 The Preferential Procurement Regulations, 2017 made in terms of section 5 of the Preferential Procurement Policy Framework Act, 2000 (Act No 5 of 2000), which came into effect on 01 April 2017, make provision for the Department of Trade and Industry (**the dti**) to designate sectors in line with national development and industrial policies for local production.
- 2.2 Regulation 8 (2) of the Preferential Procurement Regulations, 2017 prescribes that in the case of a designated sector, an organ of state must advertise the invitation to tender with a specific condition that only locally produced services or goods or locally manufactured goods with a stipulated minimum threshold for local production and content, will be considered.
- 2.3 To this end, **the dti** has designated and determined the stipulated minimum threshold for the Electrical Cable Products for local production and content.

2.4 The designation is applicable to all purchases regardless of the procurement method followed and there is no financial threshold.

3. SECTOR DESIGNATION

3.1 The stipulated minimum threshold percentages for local production and content for the different types of electrical cables is 90%.

3.2 To ensure that local production and content is discharged on manufacturing activities, the following must be included in bid invitations:

Table 2: Power Cables – cables used for power transmission

Cable Products	Stipulated minimum threshold local content
Low Voltage	90%
Low Cost Reticulation	90%
Medium & High Voltage	90%
ACR	90%

Table 3: Telecom Cables – cables used for telecommunications

Cable Products	Stipulated minimum threshold local content
Optical Fibre Cables	90%
Copper Telecom Cables	90%

3.3 Excluded in the designation is mainly copper, aluminium, polyvinyl chloride (PVC), cross-linked polyethylene (XLPE), aramid yarn, and optical fibre used for fabrication of cable products. This is to encourage local manufacturers to seek the best global competitive prices for primary materials hence the competitive imported materials used in the manufacture of cables will be deemed to have been sourced locally for the purposes of calculating local content

3.4 List of Specific Cables designated under this Circular:

Category	Type
LOW VOLTAGE	Housewire, Flat Twin and Earth, Surface Cable, Rip Cord, Cab Tyre, Bells Cable, 1,5mm ² – 16mm ² , 2-37 cores, Fire Retardant, Low Halogen and Low Smoke Zero Halogen (LSOH) Main Cable 25mm ² – 100mm ² , 1-4 cores, Fire Retardant, Low Halogen and Low Smoke Zero Halogen (LSOH), Flexible Cables, Aerial Cables, ACSR, Split Concentric & Aerial Bundled Conductor (ABC)

Category	Type
MEDIUM VOLTAGE	3,3kV – 22kV, 1-3 cores, Cross linked Polyethylene (XLPE) and Paper Insulated Lead Covered (PILC), Fire Retardant, Low Halogen and Low Smoke Zero Halogen (LSOH)
HIGH VOLTAGE	132kV, Single Core, Corrugated Seamless Aluminium (CSA) Sheathed

NOTE: The local Industry manufactures a vast range of engineered telecommunication, Industrial and Instrumentation copper and fibre optic cables, which are not limited to:

Category	Type
COPPER TELECOMMUNICATION CABLES	Standard and high frequency (ADSL) outside plant copper pair telecoms cables (10pair up to 240 pair), Indoor, PABX and high frequency (DSLAM) copper pair telecoms cables up to 200pair, Category 5e and Category 6 copper data cables.
COPPER INDUSTRIAL CABLES	Railway signalling copper cables, Electrical signalling copper cables, Steel wire armoured copper telecoms cables, UVG copper control cables for electrical utilities, Fire Alarm and control copper cables
COPPER INSTRUMENTATION CABLES	Thermocouple extension wire, Tray and direct buried instrumentation and control copper cables compliant to SABS, UL and BS standards accreditation.
FIBRE OPTIC TELECOMMUNICATION CABLES	Outside plant duct fibre optic cables up to 288 Fibre count, Aerial (short span, medium span and long span) self-support fibre optic cables up to 144 fibre count applications up to 144 fibre count
FIBRE OPTIC INDUSTRIAL CABLES	Metallic armoured instrumentation and control fibre optic cables, Steel wire armoured mineshaft fibre optic cables, Field deployable high durability fibre optic cables, Composite (fibre optic and copper core) cables

4. INVITATION OF BIDS FOR ELECTRICAL CABLES PRODUCTS

- 4.1 Bids in respect of Cables must contain a specific bidding condition that only locally produced or locally manufactured Cables with a stipulated minimum threshold for local production and content will be considered.
- 4.1.1 If the quantity of materials and/or products required cannot be wholly sourced from South African based manufacturers and/or at the designated local content threshold at any particular time, bidders should obtain written approval from **the dti** to supply the remaining portion at a lower local content threshold. Such requests for approval should be submitted and approval be obtained prior to the closure of the bid(s) concerned. **the dti**, in consultation with the procuring organ of state, will grant such approval on a case-by-case basis and will consider the following:
- a) required volumes in the particular bid;
 - b) available collective South African industry manufacturing capacity at that time;
 - c) delivery times;
 - d) availability of input materials and components;
 - e) technical considerations including operating conditions;
 - f) materials of construction; and
 - g) security of supply and emergencies.
- 4.1.2 Bidders must clearly indicate in their bids the quantities of material and products to be supplied and the level of local content for each product.
- 4.1.3 The turn-around time for processing of authorisation requests is 5 working days from the date of receipt. Therefore, such applications should reach **the dti** at least five days before closing date and time of bid.
- 4.1.4 The approval process that **the dti** follows is that if there is a particular designated product and the minimum threshold for local content cannot be met for various reasons, bidders must apply for approval or authorisation (when the tender is still open, before closing date). After checking with the industry, **the dti** will then decide whether or not to grant an authorisation. This is per bid.
- 4.1.5 The tender information / relevant information must be provided on the tenderer's / supplier's letterhead when requesting an authorisation letter:
- a) Procuring entity/government department/state owned company,
 - b) Tender/bid number,
 - c) Closing date,
 - d) Item(s) for which the approval is being requested,
 - e) Detailed specifications issued by the procuring entity,
 - f) Local content that can be met,
 - g) Reason(s) for the request, and
 - h) Supporting letters from local manufacturers/sub-suppliers.

- 4.1.6 Organs of state may contact **the dti** in instances where the stipulated minimum threshold for local content cannot be met in order for **the dti** to verify and in consultation with the AO/AA provide directives in this regard.
- 4.1.7 For further information, bidders and procuring state organs may contact the Director Electrotechnical Unit within **the dti** at telephone 012 394 3659/3622 or email localcontent@thedti.gov.za
- 4.1.8 Bid specifications for the cables referred to above may be done in collaboration with **the dti**.
- 4.2 AOs/AAs must stipulate in bid invitations that:
- 4.2.1 The exchange rate to be used for the calculation of local production and content must be the exchange rate published by the South African Reserve Bank (SARB) on the date of the advertisement of the bid.
- 4.2.2 Only the South African Bureau of Standards (SABS) approved technical specification number SATS 1286:2011 must be used to calculate local content.
- 4.3 The local content (LC) expressed as a percentage of the bid price must be calculated in accordance with the following formula which must be disclosed in the bid documentation:
- $$LC = (1 - x/y) * 100$$
- Where
- x is the imported content in Rand
- y is the bid price in Rand excluding value added tax (VAT)
- Prices referred to in the determination of x must be converted to Rand (ZAR) by using the exchange rate published by the SARB on the date of advertisement of the bid.
- 4.4 AOs/AAs must clearly stipulate in the bid documentation that the SABS approved technical specification number SATS 1286:2011 and the Guidance on the Calculation of Local Content together with the Local Content Declaration Templates [Annex C (Local Content Declaration: Summary Schedule), D (Imported Content Declaration: Supporting Schedule to Annex C) and E (Local Content Declaration: Supporting Schedule to Annex C)] are accessible to all potential bidders on **the dti's** official website http://www.thedti.gov.za/industrial_development/ip.jsp at no cost.
- 4.5 For the purpose of paragraphs 4.1, 4.2 and 4.3 above, the Declaration Certificates for Local Production and Content (SBD/MBD 6.2) must form part of the bid documentation. The SBD 6.2 is for use by all national and provincial departments, constitutional institutions and public entities listed in schedules 2, 3A, 3B, 3C and 3D to the Public Finance Management Act whilst the MBD 6.2 is for use by all municipalities and municipal entities to which the Municipal Finance Management Act (MFMA) applies.
- 4.6 AOs/AAs must stipulate in the bid documentation:
- 4.6.1 that the Declaration Certificate for Local Production and Content (SBD / MBD 6.2) together with the Annex C (Local Content Declaration: Summary Schedule) must be

- completed, duly signed and submitted by the bidder at the closing date and time of the bid;
- 4.6.2 that the rates of exchange quoted by the bidder in paragraph 4.1 of the Declaration Certificate will be verified for accuracy; and
- 4.6.3 all the information relevant to bidders provided in paragraphs 4.1.1 to 4.1.7.

5. EVALUATION OF BIDS FOR CABLE PRODUCTS

- 5.1 An evaluation process in line with Preferential Procurement Regulations, 2017 must be followed.

6. EVALUATION OF BIDS BASED ON FUNCTIONALITY

- 6.1 Whenever it is deemed necessary to evaluate bids on the basis of functionality, the prescripts contained in Preferential Procurement Regulations, 2017 and paragraph 6 and 11 of the Implementation Guide must be followed.

7. POST AWARD AND REPORTING REQUIREMENTS

- 7.1. Once bids are awarded, **the dti** must be:
- (i) notified of all the successful bidders and the estimated value of the contracts; and
 - (ii) provided with copies of the contracts, the SBD/MBD 6.2 Certificates together with the Declaration C submitted by the successful bidders within 30 days of award.
- 7.2 The purpose of the requirements of paragraph 7.1 above is for **the dti** to, among others, conduct compliance audits with a view to monitor the implementation of the industrial development strategies.
- 7.3 Contractors may not be allowed to sub-contract in such a manner that the local production and content of the overall value of the contract is reduced to below the minimum threshold as stipulated in regulation 8 of the Preferential Procurement Regulations, 2017.

8. CONTACT INFORMATION

- 8.1 Any enquiries in respect of Local Production and Content and all documents to be submitted to the dti must be directed as follows:**

The Department of Trade and Industry
Private Bag X84
Pretoria
0001

For Attention:

Chief Director: Industrial Procurement
Tel: (012) 394 1435
Fax: (012) 394 1535
EMAIL: localcontent@thedti.gov.za

9. APPLICABILITY

9.1 This Circular applies to all national and provincial departments, constitutional institutions; public entities listed in schedules 2 and 3 to the PFMA, and municipalities and municipal entities to which the MFMA applies.

10. DISSEMINATION OF INFORMATION CONTAINED IN THIS CIRCULAR

10.1 Heads of provincial treasuries are requested to bring the contents of this Circular to the attention of accounting officers and supply chain management officials of their respective provincial departments.

10.2 Accounting officers of national and provincial departments are requested to bring the contents of this Circular to the attention of accounting authorities and the supply chain management officials of their departments, Schedule 3A and 3C public entities reporting to their respective executive authorities.

10.3 Accounting officers of municipalities and municipal entities are requested to bring the contents of this Circular to the attention of the supply chain management officials of their municipalities and municipal entities.

10.4 Accounting authorities of Schedule 2, 3B and 3D public entities are requested to bring the contents of this Circular to the attention of the supply chain management officials of their public entities.

11. NOTIFICATION TO THE AUDITOR-GENERAL

11.1 A copy of this Circular will be forwarded to the Auditor-General for notification.

12. REPEAL OF INSTRUCTION DATED 30 JUNE 2016

This Circular repeals the Instruction on invitation and evaluation of bids based on a stipulated minimum threshold for local production and content for electrical cable products dated 30 June 2016 and effective on 27 July 2016.

13. AUTHORITY FOR THIS CIRCULAR AND EFFECTIVE DATE

13.1 This circular is issued in terms of regulation 8(3) of the Preferential Procurement Regulations, 2017 and takes effect on the date of issuance.



MR WILLIE MATHEBULA

ACTING CHIEF PROCUREMENT OFFICER

DATE: 19.12.19

Annex C

**MANDATORY RETURNABLE DOCUMENT:
FAILURE TO FULLY COMPLETE, DECLARE, SIGN & DATE THIS ANNEXURE C
WILL RESULT IN THE BID BEING NON-RESPONSIVE & DISQUALIFIED**

NB: THESE SHADED SECTIONS MUST BE COMPLETED BY THE TENDERER

Local Content Declaration - Summary Schedule

(C1) **Tender No.** TRIM/2026/02/0064/1473/RFP
 (C2) **Tender description:** Refurbishment Of Sentrarand Main Intake Distribution Substations
 (C3) **Designated product(s)** Electrical Cable Products
 (C4) **Tender Authority:**
 (C5) **Tendering Entity name:**
Tender Exchange Rate:
 (C6) **Select/Amend to reflect the applicable foreign currency** PULA EU GBP
 (C7) **Specified local content %** 90%

Note: VAT to be excluded from all calculations

Calculation of local content

Tender item no's	List of items	Tender price - each (excl VAT)	Exempted imported value	Tender value-net of exempted imported content	Imported value	Local value	Local content % (per item)
(C8)	(C9)	(C10)	(C11)	(C12)	(C13)	(C14)	(C15)
1							

Tender summary

Tender Qty	Total tender value	Total exempted imported content	Total Imported content
(C16)	(C17)	(C18)	(C19)

(C20) Total tender value R 0,00
 (C21) Total Exempt imported content
 (C22) Total Tender value net of exempt imported content
 (C23) Total Imported content
 (C24) Total local content
 (C25) Average local content % of tender

Signature of tenderer from Annex B
 X
 Date: _____

Annex D

NB: THESE SHADED SECTIONS MUST BE COMPLETED BY THE TENDERER

**ESSENTIAL RETURNABLE DOCUMENT:
FAILURE TO FULLY COMPLETE, DECLARE, SIGN & DATE THIS ANNEXURE D
MAY RESULT IN THE BID BEING NON-RESPONSIVE & DISQUALIFIED**

Imported Content Declaration - Supporting Schedule to Annex C

(D1) Tender No. TRIM/2026/02/0064/1473/RFP
 (D2) Tender description: Refurbishment Of Sentrarand Main Intake Distribution Substations
 (D3) Designated Products: Electrical Cable Products
 (D4) Tender Authority:
 (D5) Tendering Entity name:
 (D6) Tender Exchange Rate: Pula EU 90% GBP 1200%

Note: VAT to be excluded from all calculations

A. Exempted imported content

Calculation of imported content											Summary	
Tender item no's	Description of imported content	Local supplier	Overseas Supplier	Foreign currency value as per Commercial Invoice	Tender Exchange Rate	Local value of imports	Freight costs to port of entry	All locally incurred landing costs & duties	Total landed cost excl VAT	Tender Qty	Exempted imported value	
(D7)	(D8)	(D9)	(D10)	(D11)	(D12)	(D13)	(D14)	(D15)	(D16)	(D17)	(D18)	
(D19) Total exempt imported value by tenderer										R	-	

This total must correspond with Annex C - C 21

B. Imported directly by the Tenderer

Calculation of imported content											Summary	
Tender item no's	Description of imported content	Unit of measure	Overseas Supplier	Foreign currency value as per Commercial Invoice	Tender Rate of Exchange	Local value of imports	Freight costs to port of entry	All locally incurred landing costs & duties	Total landed cost excl VAT	Tender Qty	Total imported value	
(D20)	(D21)	(D22)	(D23)	(D24)	(D25)	(D26)	(D27)	(D28)	(D29)	(D30)	(D31)	
(D32) Total imported value by tenderer										R	-	

(D32) Total imported value by tenderer R -

C. Imported by a 3rd party and supplied to the Tenderer

Calculation of imported content											Summary	
Description of imported content	Unit of measure	Local supplier	Overseas Supplier	Foreign currency value as per Commercial Invoice	Tender Rate of Exchange	Local value of imports	Freight costs to port of entry	All locally incurred landing costs & duties	Total landed cost excl VAT	Quantity imported	Total imported value	
(D33)	(D34)	(D35)	(D36)	(D37)	(D38)	(D39)	(D40)	(D41)	(D42)	(D43)	(D44)	
(D45) Total imported value by 3rd party										R	-	

(D45) Total imported value by 3rd party R -

D. Other foreign currency payments

Calculation of foreign currency payments					Summary of payments	
Type of payment	Local supplier making the payment	Overseas beneficiary	Foreign currency value paid	Tender Rate of Exchange	Local value of payments	
(D46)	(D47)	(D48)	(D49)	(D50)	(D51)	
(D52) Total of foreign currency payments declared by tenderer and/or 3rd party					R	-

(D52) Total of foreign currency payments declared by tenderer and/or 3rd party R -

Signature of tenderer from Annex B

X
Date: _____

(D53) Total of imported content & foreign currency payments - (D32), (D45) & (D52) above R -

This total must correspond with Annex C - C 23

Annex E

NB: THESE SHADED SECTIONS MUST BE COMPLETED BY THE TENDERER

**ESSENTIAL RETURNABLE DOCUMENT:
FAILURE TO FULLY COMPLETE, DECLARE, SIGN & DATE THIS ANNEXURE E
MAY RESULT IN THE BID BEING NON-RESPONSIVE & DISQUALIFIED**

Local Content Declaration - Supporting Schedule to Annex C

(E1) Tender No.	TRIM/2026/02/0064/1473/RFP
(E2) Tender description:	Refurbishment Of Sentrarand Main Intake Distribution Substations
(E3) Designated products:	Electrical Cable Products
(E4) Tender Authority:	
(E5) Tendering Entity name:	

Note: VAT to be excluded from all calculations

Local Products (Goods, Services and Works)	Description of items purchased <i>(E6)</i>	Local suppliers <i>(E7)</i>	Value <i>(E8)</i>
(E9) Total local products (Goods, Services and Works)			R -

(E10) **Manpower costs** (Tenderer's manpower cost) R -

(E11) **Factory overheads** (Rental, depreciation & amortisation, utility costs, consumables etc.) R -

(E12) **Administration overheads and mark-up** (Marketing, insurance, financing, interest etc.) R -

(E13) Total local content R -

This total must correspond with Annex C - C24

Signature of tenderer from Annex B
X

Date: _____

T2.2-07: List of equipment

Note to tenderers:

Contractor should provide all equipment listed for testing purposes.

NB: All Tools Sets should have inspection certificates.

1. Toolkit

1.1. The tool kit should comprise of top -quality tools from combination wrenches to screwdrivers, sockets to pliers, ensuring the right tools for the project.

2. Fiber Glass extension Ladder / Metallic Ladder

3. Tin Snips

4. Nail Gun

5. Grinder/Baby Grinder

6. Drilling machine

Signed

Date

Name

Position

Tenderer

T2.2-08: Authority to submit tender

Indicate the status of the tenderer by ticking the appropriate box hereunder. The tenderer must complete the certificate set out below for his category of organisation or alternatively attach a certified copy of a company / organisation document which provides the same information for the relevant category as requested here.

A - COMPANY	B - PARTNERSHIP	C - JOINT VENTURE	D - SOLE PROPRIETOR

A. Certificate for Company

I, _____ chairperson of the board of directors _____
_____, hereby confirm that by resolution of the
board taken on _____ (date), Mr/Ms _____,
acting in the capacity of _____, was authorised to sign all
documents in connection with this tender offer and any contract resulting from it on behalf of
the company.

Signed

Date

Name

Position

Chairman of the Board of Directors

B. Certificate for Partnership

We, the undersigned, being the **key partners** in the business trading as _____

_____ hereby authorise Mr/Ms _____

acting in the capacity of _____, to sign all documents in connection with the tender offer for Contract _____ and any contract resulting from it on our behalf.

Name	Address	Signature	Date

NOTE: This certificate is to be completed and signed by the full number of Partners necessary to commit the Partnership. Attach additional pages if more space is required.

C. Certificate for Joint Venture

We, the undersigned, are submitting this tender offer in Joint Venture and hereby authorise Mr/Ms _____, an authorised signatory of the company _____, acting in the capacity of lead partner, to sign all documents in connection with the tender offer for Contract _____ and any contract resulting from it on our behalf.

This authorisation is evidenced by the attached power of attorney signed by legally authorised signatories of all the partners to the Joint Venture.

Furthermore we attach to this Schedule a copy of the joint venture agreement which incorporates a statement that all partners are liable jointly and severally for the execution of the contract and that the lead partner is authorised to incur liabilities, receive instructions and payments and be responsible for the entire execution of the contract for and on behalf of any and all the partners.

Name of firm	Address	Authorising signature, name (in caps) and capacity



D. Certificate for Sole Proprietor

I, _____, hereby confirm that I am the sole owner of the
business trading as _____.

Signed

Date

Name

Position

Sole Proprietor

T2.2-10: Insurance provided by the Contractor

Clause 83.1 in NEC3 Engineering Construction Contract (June 2005) (amended June 2006 and April 2013) requires that the *Contractor* provides the insurance stated in the insurance table except any insurance which the *Employer* is to provide as stated in the Contract Data.

Please provide the following details for insurance which the *Contractor* is still to provide. Notwithstanding this information all costs related to insurance are deemed included in the tenderer's rates and prices.

Insurance against (See clause 83.2 of the ECC)	Name of Insurance Company	Cover	Premium
Liability for death of or bodily injury to employees of the <i>Contractor</i> arising out of and in the course of their employment in connection with this contract			
Motor Vehicle Liability Insurance comprising (as a minimum) "Balance of Third Party" Risks including Passenger and Unauthorised Passenger Liability indemnity with a minimum indemnity limit of R5,000,000.			
Insurance in respect of loss of or damage to own property and equipment.			

T2.2-11 : ANNEX G Compulsory Enterprise Questionnaire

The following particulars hereunder must be furnished.

In the case of a Joint Venture, separate enterprise questionnaires in respect of each partner/member must be completed and submitted.

Section 1: Name of enterprise: _____

Section 2: VAT registration number, if any: _____

Section 3: CIDB registration number, if any: _____

Section 4: CSD number: _____

Section 5: Particulars of sole proprietors and partners in partnerships

Name	Identity number	Personal income tax number

* Complete only if sole proprietor or partnership and attach separate page if more than 3 partners

Section 6: Particulars of companies and close corporations

Company registration number _____

Close corporation number _____

Tax reference number: _____

Section 7: The attached SBD4 must be completed for each tender and be attached as a tender requirement.

Section 8: The attached SBD 6 must be completed for each tender and be attached as a requirement.

The undersigned, who warrants that he / she is duly authorised to do so on behalf of the enterprise:

- i) authorizes the Employer to obtain a tax clearance certificate from the South African Revenue Services that my / our tax matters are in order;
- ii) confirms that the neither the name of the enterprise or the name of any partner, manager, director or other person, who wholly or partly exercises, or may exercise, control over the enterprise appears on the Register of Tender Defaulters established in terms of the Prevention and Combating of Corrupt Activities Act of 2004;
- iii) confirms that no partner, member, director or other person, who wholly or partly exercises, or may exercise, control over the enterprise appears, has within the last five years been convicted of fraud or corruption;
- iv) confirms that I / we are not associated, linked or involved with any other tendering entities submitting tender offers and have no other relationship with any of the tenderers or those responsible for compiling the scope of work that could cause or be interpreted as a conflict of interest; and
- v) confirms that the contents of this questionnaire are within my personal knowledge and are to the best of my belief both true and correct.

Signed	_____	Date	_____
Name	_____	Position	_____
Enterprise name	_____		

SBD 6.1

PREFERENCE POINTS CLAIM FORM

This preference form must form part of all bids invited. It contains general information and serves as a claim for preference points for Specific Goals contribution. Transnet will award preference points to companies who provide valid proof of evidence as per the table of evidence in paragraph 4.1 below.

1. GENERAL CONDITIONS

1.1 The following preference point systems are applicable to all bids:

- the 80/20 system for requirements with a Rand value of up to R50 000 000 (all applicable taxes included); and

1.2 The value of this bid is estimated to not exceed R50 000 000 (all applicable taxes included) and therefore the 80/20 preference point system shall be applicable. Despite the stipulated preference point system, Transnet shall use the lowest acceptable bid to determine the applicable preference point system in a situation where all received acceptable bids are received outside the stated preference point system.

1.3 Preference points for this bid shall be awarded for:

- (a) Price;
- (b) B-BBEE Status Level of Contribution; and
- (c) Any other specific goal determined in the Transnet preferential procurement policy

1.4 The maximum points for this bid are allocated as follows:

	POINTS
PRICE	80
B-BBEE Level of contributor (1 or 2)	10
At least 30% Black Women Owned Entities	5
Entities that are 51 % Black Owned	3
Local Content and Local Production <ul style="list-style-type: none"> • Electrical Cable Products: 90% Fully completed and declared 90% Electrical Cable Products and signed Annexures C, D and E sectors' bidders will Score all Full Points. Incomplete, blank or not submitted Annexures <p>Bidders will score zero points.</p>	2
Non-Compliant and/or B-BBEE Level 3-8 contributors	0
Total points for Price and Specific Goals must not exceed	100

- 1.5 Failure on the part of a bidder to submit proof of evidence required for any of the specific goals together with the bid will be interpreted to mean that preference points for that specific goal are not claimed.
- 1.6 The purchaser reserves the right to require of a bidder, either before a bid is adjudicated or at any time subsequently, to substantiate any claim in regard to preferences, in any manner required by the purchaser.

2. DEFINITIONS

- (a) **"all applicable taxes"** includes value-added tax, pay as you earn, income tax, unemployment insurance fund contributions and skills development levies;
- (b) **"B-BBEE"** means broad-based black economic empowerment as defined in section 1 of the Broad-Based Black Economic Empowerment Act;
- (c) **"B-BBEE status level of contributor"** means the B-BBEE status received by a measured entity based on its overall performance using the relevant scorecard contained in the Codes of Good Practice on Black Economic Empowerment, issued in terms of section 9(1) of the Broad-Based Black Economic Empowerment Act;
- (d) **"bid"** means a written offer in a prescribed or stipulated form in response to an invitation by an organ of state for the supply/provision of services, works or goods, through price quotations, advertised competitive bidding processes or proposals;
- (e) **"Broad-Based Black Economic Empowerment Act"** means the Broad-Based Black Economic Empowerment Act, 2003 (Act No. 53 of 2003);
- (f) **"EME"** means an Exempted Micro Enterprise as defines by Codes of Good Practice under section 9 (1) of the Broad-Based Black Economic Empowerment Act, 2003 (Act No. 53 of 2003);
- (g) **"functionality"** means the ability of a bidder to provide goods or services in accordance with specification as set out in the bid documents
- (h) **"Price"** includes all applicable taxes less all unconditional discounts.
- (i) **"Proof of B-BBEE Status Level of Contributor"**
- i) the B-BBEE status level certificate issued by an authorised body or person;
 - ii) a sworn affidavit as prescribed by the B-BBEE Codes of Good Practice; or
 - iii) any other requirement prescribed in terms of the B-BBEE Act.
- (j) **"QSE"** means a Qualifying Small Enterprise as defines by Codes of Good Practice under section 9 (1) of the Broad-Based Black Economic Empowerment Act, 2003 (Act No. 53 of 2003);
- (k) **"rand value"** means the total estimated value of a contract in South African currency, calculated at the time of bid invitations, and includes all applicable taxes and excise duties.
- (l) **"Specific goals"** means targeted advancement areas or categories of persons or groups either previously disadvantaged or falling within the scope of the

Reconstruction and Development Programme identified by Transnet to be given preference in allocation of procurement contracts in line with section 2(1) of the PPPFA.

3. POINTS AWARDED FOR PRICE

3.1 THE 80 PREFERENCE POINT SYSTEMS

A maximum of 80 points is allocated for price on the following basis:

$$P_s = 80 \left(1 - \frac{P_t - P_{\min}}{P_{\min}} \right)^{80/20}$$

Where

P_s = Points scored for comparative price of bid under consideration

P_t = Comparative price of bid under consideration

P_{\min} = Comparative price of lowest acceptable bid

4. EVIDENCE REQUIRED FOR CLAIMING SPECIFIC GOALS

4.1 In terms of Transnet Preferential Procurement Policy (TPPP) and Procurement Manuals, preference points must be awarded to a bidder for providing evidence in accordance with the table below:

5. Specific Goals	Acceptable Evidence
B-BBEE	B-BBEE Certificate / Sworn-Affidavit B-BBEE Certificate (in case of JV, a consolidate scorecard will be accept) as per DTIC guidelines
At least 30% Black Women Owned Entities	B-BBEE Certificate / Sworn- Affidavit / B-BBEE CIPC Certificate (in case of JV, a consolidated scorecard will be accepted) as per DTIC guideline
Entities that are at least 51 % Black Owned	B-BBEE Certificate / Sworn- Affidavit / B-BBEE CIPC Certificate (in case of JV, a consolidated scorecard will be accepted) as per DTIC guideline
Local Content and Local Production	Returnable Local Content and production Annexures, C, D and E

5.1 The table below indicates the required proof of B-BBEE status depending on the category of enterprises:

Enterprise	B-BBEE Certificate & Sworn Affidavit
Large	Certificate issued by SANAS accredited verification agency
QSE	Certificate issued by SANAS accredited verification agency Sworn Affidavit signed by the authorised QSE representative and attested by a Commissioner of Oaths confirming annual turnover and black ownership (only black-owned QSEs - 51% to 100% Black owned) [Sworn affidavits must substantially comply with the format that can be obtained on the DTI's website at www.dti.gov.za/economic_empowerment/bee_codes.jsp .]
EME	Sworn Affidavit signed by the authorised EME representative and attested by a Commissioner of Oaths confirming annual turnover and black ownership Certificate issued by CIPC (formerly CIPRO) confirming annual turnover and black ownership Certificate issued by SANAS accredited verification agency only if the EME is being measured on the QSE scorecard

5.2 A trust, consortium or joint venture (including unincorporated consortia and joint ventures) must submit a consolidated B-BBEE Status Level verification certificate for every separate bid.

5.3 Tertiary Institutions and Public Entities will be required to submit their B-BBEE status level certificates in terms of the specialized scorecard contained in the B-BBEE Codes of Good Practice.

5.4 A person will not be awarded points for B-BBEE status level if it is indicated in the bid documents that such a bidder intends sub-contracting more than 25% of the value of the contract to any other enterprise that does not qualify for at least the points that such a bidder qualifies for, unless the intended sub-contractor is an EME that has the capability and ability to execute the sub-contract.

5.5 A person awarded a contract may not sub-contract more than 25% of the value of the contract to any other enterprise that does not have an equal or higher B-BBEE status level than the person concerned, unless the contract is sub-contracted to an EME that has the capability and ability to execute the sub-contract.

5.6 Bidders are to note that the rules pertaining to B-BBEE verification and other B-BBEE requirements may be changed from time to time by regulatory bodies such as National Treasury or the DTI. It is the Bidder's responsibility to ensure that his/her bid complies fully with all B-BBEE requirements at the time of the submission of the bid.

6. BID DECLARATION

6.1 Bidders who claim points in respect of B-BBEE Status Level of Contribution must complete the following:



[TICK APPLICABLE BOX]

9.5 DESCRIBE PRINCIPAL BUSINESS ACTIVITIES

.....
.....
.....

9.6 COMPANY CLASSIFICATION

- Manufacturer
- Supplier
- Professional Supplier/Service provider
- Other Suppliers/Service providers, e.g. transporter, etc.

[TICK APPLICABLE BOX]

9.7 Total number of years the company/firm has been in business:.....

9.8 I/we, the undersigned, who is / are duly authorised to do so on behalf of the company/firm, certify that the points claimed, based on the B-BBE status level of contribution indicated in paragraphs 1.4 and 6.1 of the foregoing certificate, qualifies the company/ firm for the preference(s) shown and I / we acknowledge that:

- i) The information furnished is true and correct;
- ii) The preference points claimed are in accordance with the General Conditions as indicated in paragraph 1 of this form;
- iii) In the event of a contract being awarded as a result of points claimed as shown in paragraph 1.4 and 6.1, the contractor may be required to furnish documentary proof to the satisfaction of the purchaser that the claims are correct;
- iv) If a bidder submitted false information regarding its B-BBEE status level of contributor,, which will affect or has affected the evaluation of a bid, or where a bidder has failed to declare any subcontracting arrangements or any of the conditions of contract have not been fulfilled, the purchaser may, in addition to any other remedy it may have
 - (a) disqualify the person from the bidding process;
 - (b) recover costs, losses or damages it has incurred or suffered as a result of that person's conduct;
 - (c) cancel the contract and claim any damages which it has suffered as a result of having to make less favourable arrangements due to such cancellation;
 - (d) if the successful bidder subcontracted a portion of the bid to another person without disclosing it, Transnet reserves the right to penalise the bidder up to 10 percent of the value of the contract;
 - (e) recommend that the bidder or contractor, its shareholders and directors, or only the shareholders and directors who acted on a fraudulent basis, be restricted by the National Treasury from obtaining business from any organ of state for a period not exceeding 10 years, after the audi alteram partem (hear the other side) rule has been applied; and



(f) forward the matter for criminal prosecution.

<p>WITNESSES</p> <p>1.</p> <p>2.</p>
--

<p>.....</p> <p>SIGNATURE(S) OF BIDDERS(S)</p> <p>DATE:</p>

BIDDER'S DISCLOSURE

1. PURPOSE OF THE FORM

Any person (natural or juristic) may make an offer or offers in terms of this invitation to bid. In line with the principles of transparency, accountability, impartiality, and ethics as enshrined in the Constitution of the Republic of South Africa and further expressed in various pieces of legislation, it is required for the bidder to make this declaration in respect of the details required hereunder.

Where a person/s are listed in the Register for Tender Defaulters and / or the List of Restricted Suppliers, that person will automatically be disqualified from the bid process.

2. Bidder's declaration

2.1 Is the bidder, or any of its directors / trustees / shareholders / members / partners or any person having a controlling interest in the enterprise, employed by the state? **YES/NO**

2.1.1 If so, furnish particulars of the names, individual identity numbers, and, if applicable, state employee numbers of sole proprietor/ directors / trustees / shareholders / members/ partners or any person having a controlling interest in the enterprise, in table below.

Full Name	Identity Number	Name of State institution

2.2 Do you, or any person connected with the bidder, have a relationship with any person who is employed by the procuring institution? **YES/NO**

2.2.1 If so, furnish particulars:

2.3 Does the bidder or any of its directors / trustees / shareholders / members / partners or any person having a controlling interest in the enterprise have any interest in any other related enterprise whether or not they are bidding for this contract? **YES/NO**

2.3.1 If so, furnish particulars:

3 DECLARATION

I, the undersigned, (name)..... in submitting the accompanying bid, do hereby make the following statements that I certify to be true and complete in every respect:

- 3.1 I have read and I understand the contents of this disclosure;
- 3.2 I understand that the accompanying bid will be disqualified if this disclosure is found not to be true and complete in every respect;
- 3.3 The bidder has arrived at the accompanying bid independently from, and without consultation, communication, agreement or arrangement with any competitor. However, communication between partners in a joint venture or consortium¹ will not be construed as collusive bidding.
- 3.4 In addition, there have been no consultations, communications, agreements or arrangements with any competitor regarding the quality, quantity, specifications, prices, including methods, factors or formulas used to calculate prices, market allocation, the intention or decision to submit or not to submit the bid, bidding with the intention not to win the bid and conditions or delivery particulars of the products or services to which this bid invitation relates.
- 3.4 The terms of the accompanying bid have not been, and will not be, disclosed by the bidder, directly or indirectly, to any competitor, prior to the date and time of the official bid opening or of the awarding of the contract.
- 3.5 There have been no consultations, communications, agreements or arrangements made by the bidder with any official of the procuring institution in relation to this procurement process prior to and during the bidding process except to provide clarification on the bid submitted where so required by the institution; and the bidder was not involved in the drafting of the specifications or terms of reference for this bid.
- 3.6 I am aware that, in addition and without prejudice to any other remedy provided to combat any restrictive practices related to bids and contracts, bids that are suspicious will be reported to the Competition Commission for investigation and possible imposition of administrative penalties in terms of section 59 of the Competition Act No 89 of 1998 and or may be reported to the National Prosecuting Authority (NPA) for criminal investigation and or may be restricted from conducting business with the public sector for a period not exceeding ten (10) years in terms of the Prevention and Combating of Corrupt Activities Act No 12 of 2004 or any other applicable legislation.

I CERTIFY THAT THE INFORMATION FURNISHED IN PARAGRAPHS 1, 2 and 3 ABOVE IS CORRECT.

I ACCEPT THAT THE STATE MAY REJECT THE BID OR ACT AGAINST ME IN TERMS OF PARAGRAPH 6 OF PFMA SCM INSTRUCTION 03 OF 2021/22 ON PREVENTING AND COMBATING ABUSE IN THE SUPPLY CHAIN MANAGEMENT SYSTEM SHOULD THIS DECLARATION PROVE TO BE FALSE.

.....
Signature

.....
Date

.....
Position

.....
Name of bidder

¹ Joint venture or Consortium means an association of persons for the purpose of combining their expertise, property, capital, efforts, skill and knowledge in an activity for the execution of a contract.



T2.2-12: NON-DISCLOSURE AGREEMENT

[..... 2026]

Note to tenderers: This Non-Disclosure Agreement is to be completed and signed by an authorised signatory:

THIS AGREEMENT is made effective as of day of 20.by and between:

TRANSNET SOC LTD

(Registration No. 1990/000900/30), a company incorporated and existing under the laws of South Africa, having its principal place of business at Transnet Corporate Centre 96 Rissik, Braamfontein , Johannesburg 2000

and

.....

(Registration No), a private company incorporated and existing under the laws of South Africa having its principal place of business at

.....

.....

WHEREAS

Transnet and the Company wish to exchange Information [as defined below] and it is envisaged that each party may from time to time receive Information relating to the other in respect thereof. In consideration of each party making available to the other such Information, the parties jointly agree that any dealings between them shall be subject to the terms and conditions of this Agreement which themselves will be subject to the parameters of the Tender Document.

IT IS HEREBY AGREED

1. INTERPRETATION

In this Agreement:

- 1.1 **Agents** mean directors, officers, employees, agents, professional advisers, contractors or sub-contractors, or any Group member;
- 1.2 **Bid or Bid Document** (hereinafter Tender) means Transnet’s Request for Information [**RFI**] Request for Proposal [**RFP**] or Request for Quotation [**RFQ**], as the case may be;
- 1.3 **Confidential Information** means any information or other data relating to one party [the **Disclosing Party**] and/or the business carried on or proposed or intended to be carried on by that party and which is made available for the purposes of the Bid to the other party [the **Receiving Party**] or its Agents by the Disclosing Party or its Agents or recorded in agreed minutes following oral disclosure and any other information otherwise made available by the Disclosing Party or its Agents to the Receiving Party or its

Agents, whether before, on or after the date of this Agreement, and whether in writing or otherwise, including any information, analysis or specifications derived from, containing or reflecting such information but excluding information which:

- 1.3.1 is publicly available at the time of its disclosure or becomes publicly available [other than as a result of disclosure by the Receiving Party or any of its Agents contrary to the terms of this Agreement]; or
- 1.3.2 was lawfully in the possession of the Receiving Party or its Agents [as can be demonstrated by its written records or other reasonable evidence] free of any restriction as to its use or disclosure prior to its being so disclosed; or
- 1.3.3 following such disclosure, becomes available to the Receiving Party or its Agents [as can be demonstrated by its written records or other reasonable evidence] from a source other than the Disclosing Party or its Agents, which source is not bound by any duty of confidentiality owed, directly or indirectly, to the Disclosing Party in relation to such information;
- 1.4 **Group** means any subsidiary, any holding company and any subsidiary of any holding company of either party; and
- 1.5 **Information** means all information in whatever form including, without limitation, any information relating to systems, operations, plans, intentions, market opportunities, know-how, trade secrets and business affairs whether in writing, conveyed orally or by machine-readable medium.

2. CONFIDENTIAL INFORMATION

- 2.1 All Confidential Information given by one party to this Agreement [the **Disclosing Party**] to the other party [the **Receiving Party**] will be treated by the Receiving Party as secret and confidential and will not, without the Disclosing Party's written consent, directly or indirectly communicate or disclose [whether in writing or orally or in any other manner] Confidential Information to any other person other than in accordance with the terms of this Agreement.
- 2.2 The Receiving Party will only use the Confidential Information for the sole purpose of technical and commercial discussions between the parties in relation to the Tender or for the subsequent performance of any contract between the parties in relation to the Tender.
- 2.3 Notwithstanding clause 2.1 above, the Receiving Party may disclose Confidential Information:
 - 2.3.1 to those of its Agents who strictly need to know the Confidential Information for the sole purpose set out in clause 2.2 above, provided that the Receiving Party shall ensure that such Agents are made aware prior to the disclosure of any part of the Confidential Information that the same is confidential and that they owe a duty of confidence to the Disclosing Party. The Receiving Party shall at all times remain liable for any actions of such Agents that would constitute a breach of this Agreement; or
 - 2.3.2 to the extent required by law or the rules of any applicable regulatory authority, subject to clause 2.4 below.
- 2.4 In the event that the Receiving Party is required to disclose any Confidential Information in accordance with clause 2.3.2 above, it shall promptly notify the Disclosing Party and cooperate with the Disclosing Party regarding the form, nature, content and purpose of such disclosure or any action which the Disclosing Party may reasonably take to challenge the validity of such requirement.

- 2.5 In the event that any Confidential Information shall be copied, disclosed or used otherwise than as permitted under this Agreement then, upon becoming aware of the same, without prejudice to any rights or remedies of the Disclosing Party, the Receiving Party shall as soon as practicable notify the Disclosing Party of such event and if requested take such steps [including the institution of legal proceedings] as shall be necessary to remedy [if capable of remedy] the default and/or to prevent further unauthorised copying, disclosure or use.
- 2.6 All Confidential Information shall remain the property of the Disclosing Party and its disclosure shall not confer on the Receiving Party any rights, including intellectual property rights over the Confidential Information whatsoever, beyond those contained in this Agreement.

3. RECORDS AND RETURN OF INFORMATION

- 3.1 The Receiving Party agrees to ensure proper and secure storage of all Information and any copies thereof.
- 3.2 The Receiving Party shall keep a written record, to be supplied to the Disclosing Party upon request, of the Confidential Information provided and any copies made thereof and, so far as is reasonably practicable, of the location of such Confidential Information and any copies thereof.
- 3.3 The Company shall, within 7 [seven] days of receipt of a written demand from Transnet:
- 3.3.1 return all written Confidential Information [including all copies]; and
- 3.3.2 expunge or destroy any Confidential Information from any computer, word processor or other device whatsoever into which it was copied, read or programmed by the Company or on its behalf.
- 3.4 The Company shall on request supply a certificate signed by a director as to its full compliance with the requirements of clause 3.3.2 above.

4. ANNOUNCEMENTS

- 4.1 Neither party will make or permit to be made any announcement or disclosure of its prospective interest in the Tender without the prior written consent of the other party.
- 4.2 Neither party shall make use of the other party's name or any information acquired through its dealings with the other party for publicity or marketing purposes without the prior written consent of the other party.

5. DURATION

The obligations of each party and its Agents under this Agreement shall survive the termination of any discussions or negotiations between the parties regarding the Tender and continue thereafter for a period of 5 [five] years.

6. PRINCIPAL

Each party confirms that it is acting as principal and not as nominee, agent or broker for any other person and that it will be responsible for any costs incurred by it or its advisers in considering or pursuing the Tender and in complying with the terms of this Agreement.



7. ADEQUACY OF DAMAGES

Nothing contained in this Agreement shall be construed as prohibiting the Disclosing Party from pursuing any other remedies available to it, either at law or in equity, for any such threatened or actual breach of this Agreement, including specific performance, recovery of damages or otherwise.

8. PRIVACY AND DATA PROTECTION

- 8.1 The Receiving Party undertakes to comply with South Africa’s general privacy protection in terms Section 14 of the Bill of Rights in connection with this Tender and shall procure that its personnel shall observe the provisions of such Act [as applicable] or any amendments and re-enactments thereof and any regulations made pursuant thereto.
- 8.2 The Receiving Party warrants that it and its Agents have the appropriate technical and organisational measures in place against unauthorised or unlawful processing of data relating to the Tender and against accidental loss or destruction of, or damage to such data held or processed by them.

9. GENERAL

- 9.1 Neither party may assign the benefit of this Agreement, or any interest hereunder, except with the prior written consent of the other, save that Transnet may assign this Agreement at any time to any member of the Transnet Group.
- 9.2 No failure or delay in exercising any right, power or privilege under this Agreement will operate as a waiver of it, nor will any single or partial exercise of it preclude any further exercise or the exercise of any right, power or privilege under this Agreement or otherwise.
- 9.3 The provisions of this Agreement shall be severable in the event that any of its provisions are held by a court of competent jurisdiction or other applicable authority to be invalid, void or otherwise unenforceable, and the remaining provisions shall remain enforceable to the fullest extent permitted by law.
- 9.4 This Agreement may only be modified by a written agreement duly signed by persons authorised on behalf of each party.
- 9.5 Nothing in this Agreement shall constitute the creation of a partnership, joint venture or agency between the parties.
- 9.6 This Agreement will be governed by and construed in accordance with South African law and the parties irrevocably submit to the exclusive jurisdiction of the South African courts.

Signed	_____	Date	_____
Name	_____	Position	_____
Tenderer	_____		

T2.2-13: SUPPLIER DECLARATION FORM

Transnet Vendor Management has received a request to load / change your company details onto the Transnet vendor master database. Please return the completed Supplier Declaration Form (SDF) together with the required supporting documents as per Appendix A to the Transnet Official who is intending to procure your company's services / products, to enable us to process this request. Please only submit the documentation relevant to your request.

Please Note: all organisations, institutions and individuals who wish to provide goods and/or services to organs of the State must be registered on the National Treasury's Central Supplier Database (CSD). This needs to be done via their portal at <https://secure.csd.gov.za/> **before applying to Transnet.**

General Terms and Conditions:

Please Note: Failure to submit the relevant documentation will delay the vendor creation / change process.

Where applicable, the respective Transnet Operating Division processing your application may request further or additional information from your company.

The Service Provider warrants that the details of its bank account ("the nominated account") provided herein, are correct and acknowledges that payments due to the Supplier will be made into the nominated account. If details of the nominated account should change, the Service Provider must notify Transnet in writing of such change, failing which any payments made by Transnet into the nominated account will constitute a full discharge of the indebtedness of Transnet to the Supplier in respect of the payment so made. Transnet will incur no liability for any payments made to the incorrect account or any costs associated therewith. In such an event, the Service Provider indemnifies and holds Transnet harmless in respect of any payments made to an incorrect bank account and will, on demand, pay Transnet any costs associated herewith.

Transnet expects its suppliers to timeously renew their Tax Clearance and B-BBEE certificates (Large Enterprises and QSEs less than 51% black owned) as well as sworn affidavits in the case of EMEs and QSEs with more than 51% black ownership as per Appendices C and D.

In addition, please take note of the following very important information:

1. If your annual turnover is R10 million or less, then in terms of the DTI Generic Codes of Good Practice, you are classified as an Exempted Micro Enterprise (EME). If your company is classified as an EME, please include in your submission a sworn affidavit confirming your company's most recent annual turnover is less than R10 million and percentage of black ownership and black female ownership in the company (Appendix C) OR B-BBEE certificate issued by a verification agency accredited by SANAS in terms of the EME scorecard should you feel you will be able to attain a better B-BBEE score. It is only in this context that an EME may submit a B-BBEE verification certificate. These EME sworn affidavits must be accepted by the . Government introduced this mechanism specifically to reduce the cost of doing business and regulatory burden for these entities and the template for the sworn affidavit is available at no cost on the website www.thedti.gov.za or EME certificates at CIPC from www.cipic.co.za.

The B-BBEE Commission said "that only time an EME can be verified by a SANAS accredited verification professional is when it wishes to maximise its B-BBEE points and move to a higher B-BBEE recognition level, and that must be done use the QSE Scorecard".

2. If your annual turnover is between R10 million and R50 million, then in terms of the DTI codes, you are classified as a Qualifying Small Enterprise (QSE). A QSE which is at least 51% black owned, is required to submit a sworn affidavit confirming their annual total revenue of between R10 million and R50 million and level of black ownership (Appendix D). QSE that does not qualify for 51% of black ownership, are required to submit a B-BBEE verification certificate issued by a verification agency accredited by SANAS their QSEs are required to submit a B-BBEE verification certificate issued by a verification agency accredited by SANAS.

Please Note: B-BBEE certificate and detailed scorecard should be obtained from an accredited rating agency (e.g. SANAS Member).

3. If your annual turnover exceeds R50 million, then in terms of the DTI codes, you are classified as a Large Enterprise. Large Enterprises are required to submit a B-BBEE level verification certificate issued by a verification agency accredited by SANAS.

Please Note: B-BBEE certificate and detailed scorecard should be obtained from an accredited rating agency (e.g. SANAS Member).

4. The supplier to furnish proof to the procurement department as required in the Fourth Schedule of the Income Tax Act. 58 of 1962 whether a supplier of service is to be classified as an "employee", "personal service provider" or "labour broker". Failure to do so will result in the supplier being subject to employee's tax.



5. No payments can be made to a vendor until the vendor has been registered / updated, and no vendor can be registered / updated until the vendor application form, together with its supporting documentation, has been received and processed. No payments can be made to a vendor until the vendor has met / comply with the procurement requirements.

6. It is in line with PPPFA Regulations, only valid B-BBEE status level certificate issued by an unauthorised body or person OR a sworn affidavit as prescribed by the B-BBEE Codes of Good Practice, OR any other requirement prescribed in terms of the Broad- Based Black Economic Empowerment Act.

7. The B-BBEE Commission advises entities and organs of state to reject B-BBEE certificates that have been issues by verification agencies or professionals who are not accredited by South African National Accreditation Systems ("SANAS) as such B-BBEE certificates are invalid for lack of authority and mandate to issue them. A list of SANAS Accredited agencies is available on the SANAS website at www.sanas.co.za.

8. Presenting banking details. Please note: Banks have decided to enable the customers and provide the ability for customers to generate Account Confirmation/Bank Account letters via their online platform; this is a digital approach to the authentication of banking details.



SUPPLIER DECLARATION FORM

Supplier Declaration Form

Important Notice: all organisations, institutions and individuals who wish to provide goods and/or services to organs of the State must be registered on the National Treasury Central Supplier Database (CSD). This needs to be done via their portal at <https://secure.csd.gov.za/> **before applying to Transnet.**

CSD Number (MAAA xxxxxxx):

Company Trading Name						
Company Registered Name						
Company Registration No Or ID No If a Sole Proprietor						
Company Income Tax Number						
Form of Entity	CC	Trust	Pty Ltd	Limited	Partnership	Sole Proprietor
	Non-profit (NPO's or NPC)	Personal Liability Co	State Owned Co	National Govt	Provincial Govt	Local Govt
	Educational Institution	Specialised Profession	Financial Institution	Joint Venture	Foreign International	Foreign Branch Office

Did your company previously operate under another name? Yes No

If **YES** state the previous details below:

Trading Name						
Registered Name						
Company Registration No Or ID No If a Sole Proprietor						
Form of Entity	CC	Trust	Pty Ltd	Limited	Partnership	Sole Proprietor
	Non-profit (NPO's or NPC)	Personal Liability Co	State Owned Co	National Govt	Provincial Govt	Local Govt
	Educational Institution	Specialised Profession	Financial Institution	Joint Venture	Foreign International	Foreign Branch Office

Your Current Company's VAT Registration Status

VAT Registration Number	
If Exempted from VAT registration , state reason and submit proof from SARS in confirming the exemption status	<input style="width: 90%;" type="text"/>



If your business entity is not VAT Registered, please submit a current original sworn affidavit (see example in Appendix I). Your Non VAT Registration must be confirmed annually.

Company Banking Details		Bank Name	
Universal Branch Code		Bank Account Number	

Company Physical Address		Code	
Company Postal Address		Code	
Company Telephone number			
Company Fax Number			
Company E-Mail Address			
Company Website Address			

Company Contact Person Name	
Designation	
Telephone	
Email	

Is your company a Labour Broker?	Yes		No	
Main Product / Service Supplied e.g. Stationery / Consulting / Labour etc.				
How many personnel does the business employ?	Full Time		Part Time	
Please Note: Should your business employ more than 2 full time employees who are not connected persons as defined in the Income Tax Act, please submit a sworn affidavit, as per Appendix II.				

Most recent Financial Year's Annual Turnover	<R10Million EME	>R10Million <R50Million QSE	>R50Million Large Enterprise
--	---------------------------	--	--

Does your company have a valid proof of B-BBEE status?					Yes		No						
Please indicate your Broad Based BEE status (Level 1 to 9)					1	2	3	4	5	6	7	8	9
Majority Race of Ownership													
% Black Ownership		% Black Women Ownership		% Black Disabled person(s) Ownership		% Black Youth Ownership							
% Black Unemployed		% Black People Living in Rural Areas		% Black Military Veterans									
Please Note: Please provide proof of B-BBEE status as per Appendix C and D:													



- Large Enterprise and QSEs with less than 51% black ownership need to obtain a B-BBEE certificate and detailed scorecard from an accredited rating agency;
- EMEs and QSEs with at least 51% black ownership may provide an affidavit using the templates provided in Appendix C and D respectively;
- Black Disabled person(s) ownership will only be accepted if accompanied with a certified letter signed by a physician on the physician's letterhead confirming the disability;
- A certified South African identification document will be required for all Black Youth Ownership.

Supplier Development Information Required	
<p>EMPOWERING SUPPLIER</p> <p>An Empowering Supplier is a B-BBEE compliant Entity which complies with at least three criteria if it is a large Entity, or one criterion if it is a Qualifying Small Enterprise ("QSE"), as detailed in Statement 400 of the New Codes.</p> <p>In terms of the requirements of an Empowering Supplier, numerous companies found it challenging to meet the target of 25% transformation of raw materials or beneficiation including local manufacturing, particularly so, if these companies imported goods or products from offshore. The matter was further compounded by the requirement for 25% of Cost of Sales, excluding labour cost and depreciation, to be procured from local producers or suppliers.</p>	<p>YES <input type="radio"/> NO <input type="radio"/></p>
<p>FIRST TIME SUPPLIER</p> <p>A supplier that we haven't as yet Traded within Transnet and will be registered via our database for the 1st time.</p>	<p>YES <input type="radio"/> NO <input type="radio"/></p>
<p>SUPPLIER DEVELOPMENT PLAN</p> <p>Supplier Development Plan is a plan that when we as Transnet award a supplier a long term contract depending on the complexity of the Transaction. We will negotiate supplier development obligations that they must meet throughout the contract duration. e.g. we might request that they (create jobs or do skills development or encourage procurement from designated groups. (BWO, BYO & BDO etc.).</p>	<p>YES <input type="radio"/> NO <input type="radio"/></p>
<p>DEVELOPMENT PLAN DOCUMENT</p> <p>Agreed plan that will be crafted with the supplier in regards to their development (It could be for ED OR SD in terms of their developmental needs they may require with the company.</p>	<p>YES <input type="radio"/> NO <input type="radio"/></p> <p>*If Yes- Attach supporting documents</p>
<p>ENTERPRISE DEVELOPMENT BENEFICIARY</p> <p>A supplier that is not as yet in our value chain that we are assisting in their developmental area.</p>	<p>YES <input type="radio"/> NO <input type="radio"/></p>



<p>SUPPLIER DEVELOPMENT BENEFICIARY</p> <p>A supplier that we are already doing business with or transacting with and we are also assisting them assisting them in their developmental area e.g. (They might require training or financial assistance etc.)</p>	<p>YES <input type="radio"/> NO <input type="radio"/></p>
<p>GRADUATION FROM ED TO SD BENEFICIARY</p> <p>When a supplier that we assisted with as an ED beneficiary then gets awarded a business and we start Transacting with.</p>	<p>YES <input type="radio"/> NO <input type="radio"/></p>
<p>ENTERPRISE DEVELOPMENT RECIPIENT</p> <p>A supplier that isn't in our value chain as yet but we have assisted them with an ED intervention</p>	<p>YES <input type="radio"/> NO <input type="radio"/></p>

<p>By signing below, I hereby verify that I am duly authorised to sign for and on behalf of firm / organisation and that all information contained herein and attached herewith are true and correct</p>			
Name and Surname		Designation	
Signature		Date	



APPENDIX B

Affidavit or Solemn Declaration as to VAT registration status

Affidavit or Solemn Declaration

I, _____ solemnly swear/declare
that _____ is not a registered VAT
vendor and is not required to register as a VAT vendor because the combined value of taxable supplies
made by the provider in any 12 month period has not exceeded or is not expected to exceed R1million
threshold, as required in terms of the Value Added Tax Act.

Signature: _____

Designation: _____

Date: _____

Commissioner of Oaths

Thus signed and sworn to before me at _____ on this the _____
day of _____ 20____,

the Deponent having knowledge that he/she knows and understands the contents of this Affidavit,
and that he/she has no objection to taking the prescribed oath, which he/she regards binding on
his/her conscience and that the allegations herein contained are all true and correct.

Commissioner of Oaths

APPENDIX C

SWORN AFFIDAVIT – B-BBEE QUALIFYING SMALL ENTERPRISE – GENERAL

I, the undersigned,

Full name & Surname	
Identity number	

Hereby declare under oath as follows:

1. The contents of this statement are to the best of my knowledge a true reflection of the facts.
2. I am a Member / Director / Owner of the following enterprise and am duly authorised to act on its behalf:

Enterprise Name:	
Trading Name (If Applicable):	
Registration Number:	
Enterprise Physical Address:	
Type of Entity (CC, (Pty) Ltd, Sole Prop etc.):	
Nature of Business:	
Definition of "Black People"	As per the Broad-Based Black Economic Empowerment Act 53 of 2003 as Amended by Act No 46 of 2013 "Black People" is a generic term which means Africans, Coloureds and Indians – (a) who are citizens of the Republic of South Africa by birth or descent; or (b) who became citizens of the Republic of South Africa by naturalisation- i. before 27 April 1994; or ii. on or after 27 April 1994 and who would have been entitled to acquire citizenship by naturalization prior to that date;"
Definition of "Black"	Black Designated Groups means:



<p>Designated Groups"</p>	<p>(a) unemployed black people not attending and not required by law to attend an educational institution and not awaiting admission to an educational institution;</p> <p>(b) Black people who are youth as defined in the National Youth Commission Act of 1996;</p> <p>(c) Black people who are persons with disabilities as defined in the Code of Good Practice on employment of people with disabilities issued under the Employment Equity Act;</p> <p>(d) Black people living in rural and under developed areas;</p> <p>(e) Black military veterans who qualifies to be called a military veteran in terms of the Military Veterans Act 18 of 2011;"</p>
----------------------------------	---

3. I hereby declare under Oath that:

- The Enterprise is _____% Black Owned as per Amended Code Series 100 of the Amended Codes of Good Practice issued under section 9 (1) of B-BBEE Act No 53 of 2003 as Amended by Act No 46 of 2013,
- The Enterprise is _____% Black Female Owned as per Amended Code Series 100 of the Amended Codes of Good Practice issued under section 9 (1) of B-BBEE Act No 53 of 2003 as Amended by Act No 46 of 2013,
- The Enterprise is _____% Black Designated Group Owned as per Amended Code Series 100 of the Amended Codes of Good Practice issued under section 9 (1) of B-BBEE Act No 53 of 2003 as Amended by Act No 46 of 2013,
- Black Designated Group Owned % Breakdown as per the definition stated above:
- Black Youth % = _____%
- Black Disabled % = _____%
- Black Unemployed % = _____%
- Black People living in Rural areas % = _____%
- Black Military Veterans % = _____%
- Based on the Financial Statements/Management Accounts and other information available on the latest financial year-end of _____, the annual Total Revenue was between R10,000,000.00 (Ten Million Rands) and R50,000,000.00 (Fifty Million Rands),
- Please confirm on the table below the B-BBEE level contributor, **by ticking the applicable box.**



100% Black Owned	Level One (135% B-BBEE procurement recognition level)	
At Least 51% black owned	Level Two (125% B-BBEE procurement recognition level)	

4. I know and understand the contents of this affidavit and I have no objection to take the prescribed oath and consider the oath binding on my conscience and on the owners of the enterprise which I represent in this matter.

5. The sworn affidavit will be valid for a period of 12 months from the date signed by commissioner.

Deponent Signature

Date

Commissioner of Oaths
 Signature & stamp

APPENDIX D

SWORN AFFIDAVIT – B-BBEE EXEMPTED MICRO ENTERPRISE – GENERAL

I, the undersigned,

Full name & Surname	
Identity number	

Hereby declare under oath as follows:

1. The contents of this statement are to the best of my knowledge a true reflection of the facts.
2. I am a Member / Director / Owner of the following enterprise and am duly authorised to act on its behalf:

Enterprise Name:	
Trading Name (If Applicable):	
Registration Number:	
Enterprise Physical Address:	
Type of Entity (CC, (Pty) Ltd, Sole Prop etc.):	
Nature of Business:	
Definition of "Black People"	As per the Broad-Based Black Economic Empowerment Act 53 of 2003 as Amended by Act No 46 of 2013 "Black People" is a generic term which means Africans, Coloureds and Indians – (a) who are citizens of the Republic of South Africa by birth or descent; or (b) who became citizens of the Republic of South Africa by naturalisation- i. before 27 April 1994; or



	<p>ii. on or after 27 April 1994 and who would have been entitled to acquire citizenship by naturalization prior to that date;”</p>
<p>Definition of “Black Designated Groups”</p>	<p>“Black Designated Groups means: (a) unemployed black people not attending and not required by law to attend an educational institution and not awaiting admission to an educational institution; (b) Black people who are youth as defined in the National Youth Commission Act of 1996; (c) Black people who are persons with disabilities as defined in the Code of Good Practice on employment of people with disabilities issued under the Employment Equity Act; (d) Black people living in rural and under developed areas; (e) Black military veterans who qualifies to be called a military veteran in terms of the Military Veterans Act 18 of 2011;”</p>

3. I hereby declare under Oath that:

- The Enterprise is _____% Black Owned as per Amended Code Series 100 of the Amended Codes of Good Practice issued under section 9 (1) of B-BBEE Act No 53 of 2003 as Amended by Act No 46 of 2013,
- The Enterprise is _____% Black Female Owned as per Amended Code Series 100 of the Amended Codes of Good Practice issued under section 9 (1) of B-BBEE Act No 53 of 2003 as Amended by Act No 46 of 2013,
- The Enterprise is _____% Black Designated Group Owned as per Amended Code Series 100 of the Amended Codes of Good Practice issued under section 9 (1) of B-BBEE Act No 53 of 2003 as Amended by Act No 46 of 2013,
- Black Designated Group Owned % Breakdown as per the definition stated above:
- Black Youth % = _____%
- Black Disabled % = _____%
- Black Unemployed % = _____%
- Black People living in Rural areas % = _____%
- Black Military Veterans % = _____%



- Based on the Financial Statements/Management Accounts and other information available on the latest financial year-end of _____, the annual Total Revenue was R10,000,000.00 (Ten Million Rands) or less
- Please Confirm on the below table the B-BBEE Level Contributor, **by ticking the applicable box.**

100% Black Owned	Level One (135% B-BBEE procurement recognition)	
At least 51% Black Owned	Level Two (125% B-BBEE procurement recognition level)	
Less than 51% Black Owned	Level Four (100% B-BBEE procurement recognition level)	

4. I know and understand the contents of this affidavit and I have no objection to take the prescribed oath and consider the oath binding on my conscience and on the Owners of the Enterprise which I represent in this matter.

5. The sworn affidavit will be valid for a period of 12 months from the date signed by commissioner.

Deponent Signature

Date

Commissioner of Oaths

Signature & stamp



VENDOR REGISTRATION DOCUMENTS CHECKLIST

Please note that you will have to provide the first two documents on the list (highlighted in red) and the rest will be provided by the supplier:

	Yes	No
1. Complete the "Supplier Declaration Form" (SDF) (commissioned). See attachment.		
2. Complete the "Supplier Code of Conduct" (SCC). See attachment.		
3. Copy of cancelled cheque OR letter from the bank verifying banking details (with bank stamp not older than 3 Months & sign by Bank Teller).		
4. Certified (Not Older than 3 Months) copy of Identity document of Shareholders/Directors/Members (where applicable).		
5. Certified copy of certificate of incorporation, CM29 / CM9 (name change).		
6. Certified copy of share Certificates of Shareholders, CK1 / CK2 (if CC).		
7. A letter with the company's letterhead confirming both Physical and Postal address.		
8. Original or certified copy of SARS Tax Clearance certificate and Vat registration certificate.		
9. BBBEE certificate and detailed scorecard from a SANAS Accredited Verification Agency and/or Sworn Certified Affidavit.		
10. Central Supplier Database (CSD) Summary Registration Report.		



T2.2-14: RFP DECLARATION FORM

NAME OF COMPANY:

We _____ do hereby
certify that:

1. Transnet has supplied and we have received appropriate tender offers to any/all questions (as applicable) which were submitted by ourselves for tender clarification purposes;
2. we have received all information we deemed necessary for the completion of this Tender;
3. at no stage have we received additional information relating to the subject matter of this tender from Transnet sources, other than information formally received from the designated Transnet contact(s) as nominated in the tender documents;
4. we are satisfied, insofar as our company is concerned, that the processes and procedures adopted by Transnet in issuing this tender and the requirements requested from tenderers in responding to this tender have been conducted in a fair and transparent manner; and
5. furthermore, we acknowledge that a direct relationship exists between a family member and/or an owner / member / director / partner / shareholder (unlisted companies) of our company and an employee or board member of the Transnet Group as indicated below: *[Respondent to indicate if this section is not applicable]*

FULL NAME OF OWNER/MEMBER/DIRECTOR/

PARTNER/SHAREHOLDER:

ADDRESS:



Indicate nature of relationship with Transnet:

[Failure to furnish complete and accurate information in this regard may lead to the disqualification of your response and may preclude a Respondent from doing future business with Transnet]

We declare, to the extent that we are aware or become aware of any relationship between ourselves and Transnet (other than any existing and appropriate business relationship with Transnet) which could unfairly advantage our company in the forthcoming adjudication process, we shall notify Transnet immediately in writing of such circumstances.

6. We accept that any dispute pertaining to this tender will be resolved through the Ombudsman process and will be subject to the Terms of Reference of the Ombudsman. The Ombudsman process must first be exhausted before judicial review of a decision is sought. (Refer "Important Notice to respondents" below).
7. We further accept that Transnet reserves the right to reverse a tender award or decision based on the recommendations of the Ombudsman without having to follow a formal court process to have such award or decision set aside.
8. We have acquainted ourselves and agree with the content of T2.2-18 "Service Provider Integrity Pact".

For and on behalf of
--

duly authorised thereto
Name:
Signature:
Date:

IMPORTANT NOTICE TO TENDERERS

- Transnet has appointed a Procurement Ombudsman to investigate any material complaint in respect of tenders exceeding R5,000,000.00 (five million S.A. Rand) in value. Should a Tenderer have any material concern regarding an tender process which meets this value threshold, a complaint may be lodged with Transnet's Procurement Ombudsman for further investigation.
- It is incumbent on the Tenderer to familiarise himself/herself with the Terms of Reference for the Transnet Procurement Ombudsman, details of which are available for review at Transnet's website www.transnet.net.
- An official complaint form may be downloaded from this website and submitted, together with any supporting documentation, within the prescribed period, to procurement.ombud@transnet.net
- For transactions below the R5,000,000.00 (five million S.A. Rand) threshold, a complaint may be lodged with the Chief Procurement Officer of the relevant Transnet Operating Division.
- All Tenderers should note that a complaint must be made in good faith. If a complaint is made in bad faith, Transnet reserves the right to place such a tenderer on its List of Excluded Bidders.

T2.2-15: Service Provider Integrity Pact

Important Note: All potential tenderers must read this document and certify in the RFP Declaration Form that that have acquainted themselves with and agree with the content.

The contract with the successful tenderer will automatically incorporate this Integrity Pact and shall be deemed as part of the final concluded contract.

INTEGRITY PACT

Between

TRANSNET SOC LTD

Registration Number: 1990/000900/30

("Transnet")

and

The Contractor (hereinafter referred to as the "Tenderer/Service Providers/Contractor")

PREAMBLE

Transnet values full compliance with all relevant laws and regulations, ethical standards and the principles of economical use of resources, fairness and transparency in its relations with its Tenderers/Service Providers/Contractors.

In order to achieve these goals, Transnet and the Tenderer/Service Provider/Contractor hereby enter into this agreement hereinafter referred to as the "Integrity Pact" which will form part of the Tenderer's/Service Provider's/Contractor's application for registration with Transnet as a vendor.

The general purpose of this Integrity Pact is to agree on avoiding all forms of dishonesty, fraud and corruption by following a system that is fair, transparent and free from any undue influence prior to, during and subsequent to the currency of any procurement and/or reverse logistics event and any further contract to be entered into between the Parties, relating to such event.

All Tenderers/Service Providers/Contractor's will be required to sign and comply with undertakings contained in this Integrity Pact, should they want to be registered as a Transnet vendor.

1 OBJECTIVES

- 1.1 Transnet and the Tenderer/Service Provider/Contractor agree to enter into this Integrity Pact, to avoid all forms of dishonesty, fraud and corruption including practices that are anti-competitive in nature, negotiations made in bad faith and under-pricing by following a system that is fair, transparent and free from any influence/unprejudiced dealings prior to, during and subsequent to the currency of the contract to be entered into with a view to:
 - a) Enable Transnet to obtain the desired contract at a reasonable and competitive price in conformity to the defined specifications of the works, goods and services; and
 - b) Enable Tenderers/Service Providers/Contractors to abstain from bribing or participating in any corrupt practice in order to secure the contract.

2 COMMITMENTS OF TRANSNET

Transnet commits to take all measures necessary to prevent dishonesty, fraud and corruption and to observe the following principles:

- 2.1 Transnet hereby undertakes that no employee of Transnet connected directly or indirectly with the sourcing event and ensuing contract, will demand, take a promise for or accept directly or through intermediaries any bribe, consideration, gift, reward, favour or any material or immaterial benefit or any other advantage from the Tenderer, either for themselves or for any person, organisation or third party related to the contract in exchange for an advantage in the tendering process, Tender evaluation, contracting or implementation process related to any contract.

- 2.2 Transnet will, during the registration and tendering process treat all Tenderers/ Service Providers/Contractor with equity, transparency and fairness. Transnet will in particular, before and during the registration process, provide to all Tenderers/ Service Providers/Contractors the same information and will not provide to any Tenderers/Service Providers/Contractors confidential/additional information through which the Tenderers/Service Providers/Contractors could obtain an advantage in relation to any tendering process.
- 2.3 Transnet further confirms that its employees will not favour any prospective Tenderers/Service Providers/Contractors in any form that could afford an undue advantage to a particular Tenderer during the tendering stage, and will further treat all Tenderers/Service Providers/Contractors participating in the tendering process in a fair manner.
- 2.4 Transnet will exclude from the tender process such employees who have any personal interest in the Tenderers/Service Providers/Contractors participating in the tendering process.

3 OBLIGATIONS OF THE TENDERER / SERVICE PROVIDER

- 3.1 Transnet has a '**Zero Gifts**' Policy. No employee is allowed to accept gifts, favours or benefits.
 - a) Transnet officials and employees **shall not** solicit, give or accept, or from agreeing to solicit, give, accept or receive directly or indirectly, any gift, gratuity, favour, entertainment, loan, or anything of monetary value, from any person or juridical entities in the course of official duties or in connection with any operation being managed by, or any transaction which may be affected by the functions of their office.
 - b) Transnet officials and employees **shall not** solicit or accept gifts of any kind, from vendors, suppliers, customers, potential employees, potential vendors, and suppliers, or any other individual or organisation irrespective of the value.
 - c) Under **no circumstances** should gifts, business courtesies or hospitality packages be accepted from or given to prospective suppliers participating in a tender process at the respective employee's Operating Division, regardless of retail value.
 - d) Gratuities, bribes or kickbacks of any kind must never be solicited, accepted or offered, either directly or indirectly. This includes money, loans, equity, special privileges, personal favours, benefit or services. Such favours will be considered to constitute corruption.
- 3.2 The Tenderer/Service Provider/Contractor commits itself to take all measures necessary to prevent corrupt practices, unfair means and illegal activities during any stage of its Tender or during any ensuing contract stage in order to secure the contract or in furtherance to secure it and in particular the Tenderer/Service Provider/Contractor commits to the following:

- a) The Tenderer/Service Provider/Contractor will not, directly or through any other person or firm, offer, promise or give to Transnet or to any of Transnet's employees involved in the tendering process or to any third person any material or other benefit or payment, in order to obtain in exchange an advantage during the tendering process; and
 - b) The Tenderer/Service Provider/Contractor will not offer, directly or through intermediaries, any bribe, gift, consideration, reward, favour, any material or immaterial benefit or other advantage, commission, fees, brokerage or inducement to any employee of Transnet, connected directly or indirectly with the tendering process, or to any person, organisation or third party related to the contract in exchange for any advantage in the tendering, evaluation, contracting and implementation of the contract.
- 3.3 The Tenderer/Service Provider/Contractor will not collude with other parties interested in the contract to preclude a competitive Tender price, impair the transparency, fairness and progress of the tendering process, Tender evaluation, contracting and implementation of the contract. The Tenderer / Service Provider further commits itself to delivering against all agreed upon conditions as stipulated within the contract.
- 3.4 The Tenderer/Service Provider/Contractor will not enter into any illegal or dishonest agreement or understanding, whether formal or informal with other Tenderers/Service Providers/Contractors. This applies in particular to certifications, submissions or non-submission of documents or actions that are restrictive or to introduce cartels into the tendering process.
- 3.5 The Tenderer/Service Provider/Contractor will not commit any criminal offence under the relevant anti-corruption laws of South Africa or any other country. Furthermore, the Tenderer/Service Provider/Contractor will not use for illegitimate purposes or for restrictive purposes or personal gain, or pass on to others, any information provided by Transnet as part of the business relationship, regarding plans, technical proposals and business details, including information contained or transmitted electronically.
- 3.6 A Tenderer/Service Provider/Contractor of foreign origin shall disclose the name and address of its agents or representatives in South Africa, if any, involved directly or indirectly in the registration or tendering process. Similarly, the Tenderer / Service Provider / Contractor of South African nationality shall furnish the name and address of the foreign principals, if any, involved directly or indirectly in the registration or tendering process.
- 3.7 The Tenderer/Service Provider/Contractor will not misrepresent facts or furnish false or forged documents or information in order to influence the tendering process to the advantage of the Tenderer/Service Provider/Contractor or detriment of Transnet or other competitors.

- 3.8 Transnet may require the Tenderer/Service Provider/Contractor to furnish Transnet with a copy of its code of conduct. Such code of conduct must address the compliance programme for the implementation of the code of conduct and reject the use of bribes and other dishonest and unethical conduct.
- 3.9 The Tenderer/Service Provider/Contractor will not instigate third persons to commit offences outlined above or be an accessory to such offences.
- 3.10 The Tenderer/Service Provider/Contractor confirms that they will uphold the ten principles of the United Nations Global Compact (UNGC) in the fields of Human Rights, Labour, Anti-Corruption and the Environment when undertaking business with Transnet as follows:
- a) Human Rights
- Principle 1: Businesses should support and respect the protection of internationally proclaimed human rights; and
 - Principle 2: make sure that they are not complicit in human rights abuses.
- b) Labour
- Principle 3: Businesses should uphold the freedom of association and the effective recognition of the right to collective bargaining;
 - Principle 4: the elimination of all forms of forced and compulsory labour;
 - Principle 5: the effective abolition of child labour; and
 - Principle 6: the elimination of discrimination in respect of employment and occupation.
- c) Environment
- Principle 7: Businesses should support a precautionary approach to environmental challenges;
 - Principle 8: undertake initiatives to promote greater environmental responsibility; and
 - Principle 9: encourage the development and diffusion of environmentally friendly technologies.
- d) Anti-Corruption
- Principle 10: Businesses should work against corruption in all its forms, including extortion and bribery.

4 INDEPENDENT TENDERING

- 4.1 For the purposes of that Certificate in relation to any submitted Tender, the Tenderer declares to fully understand that the word "competitor" shall include any individual or organisation, other than the Tenderer, whether or not affiliated with the Tenderer, who:
- a) has been requested to submit a Tender in response to this Tender invitation;
 - b) could potentially submit a Tender in response to this Tender invitation, based on their qualifications, abilities or experience; and
 - c) provides the same Goods and Services as the Tenderer and/or is in the same line of business as the Tenderer.
- 4.2 The Tenderer has arrived at his submitted Tender independently from, and without consultation, communication, agreement or arrangement with any competitor. However communication between partners in a joint venture or consortium will not be construed as collusive tendering.
- 4.3 In particular, without limiting the generality of paragraph 5 above, there has been no consultation, communication, agreement or arrangement with any competitor regarding:
- a) prices;
 - b) geographical area where Goods or Services will be rendered [market allocation];
 - c) methods, factors or formulas used to calculate prices;
 - d) the intention or decision to submit or not to submit, a Tender;
 - e) the submission of a Tender which does not meet the specifications and conditions of the RFP; or
 - f) tendering with the intention of not winning the Tender.
- 4.4 In addition, there have been no consultations, communications, agreements or arrangements with any competitor regarding the quality, quantity, specifications and conditions or delivery particulars of the Goods or Services to which his/her tender relates.
- 4.5 The terms of the Tender as submitted have not been, and will not be, disclosed by the Tenderer, directly or indirectly, to any competitor, prior to the date and time of the official Tender opening or of the awarding of the contract.
- 4.6 Tenderers are aware that, in addition and without prejudice to any other remedy provided to combat any restrictive practices related to Tenders and contracts, Tenders that are suspicious will be reported to the Competition Commission for investigation and possible imposition of administrative penalties in terms of section 59 of the Competition Act No 89 of 1998 and/or may be reported to the National Prosecuting Authority [**NPA**] for criminal investigation and/or may be restricted from conducting business with the public sector for a period not

exceeding 10 [ten] years in terms of the Prevention and Combating of Corrupt Activities Act No 12 of 2004 or any other applicable legislation.

- 4.7 Should the Tenderer find any terms or conditions stipulated in any of the relevant documents quoted in the Tender unacceptable, it should indicate which conditions are unacceptable and offer alternatives by written submission on its company letterhead, attached to its submitted Tender. Any such submission shall be subject to review by Transnet's Legal Counsel who shall determine whether the proposed alternative(s) are acceptable or otherwise, as the case may be.

5 DISQUALIFICATION FROM TENDERING PROCESS

- 5.1 If the Tenderer/Service Provider/Contractor has committed a transgression through a violation of section 3 of this Integrity Pact or in any other form such as to put its reliability or credibility as a Tenderer/Service Provider/Contractor into question, Transnet may reject the Tenderer's / Service Provider's / Contractor's application from the registration or tendering process and remove the Tenderer/Service Provider/Contractor from its database, if already registered.
- 5.2 If the Tenderer/Service Provider/Contractor has committed a transgression through a violation of section 3, or any material violation, such as to put its reliability or credibility into question. Transnet may after following due procedures and at its own discretion also exclude the Tenderer/Service Provider /Contractor from future tendering processes. The imposition and duration of the exclusion will be determined by the severity of the transgression. The severity will be determined by the circumstances of the case, which will include amongst others the number of transgressions, the position of the transgressors within the company hierarchy of the Tenderer/Service Provider/Contractor and the amount of the damage. The exclusion will be imposed for up to a maximum of 10 (ten) years. However, Transnet reserves the right to impose a longer period of exclusion, depending on the gravity of the misconduct.
- 5.3 If the Tenderer/Service Provider/Contractor can prove that it has restored the damage caused by it and has installed a suitable corruption prevention system, or taken other remedial measures as the circumstances of the case may require, Transnet may at its own discretion revoke the exclusion or suspend the imposed penalty.

6 TRANSNET'S LIST OF EXCLUDED TENDERERS (BLACKLIST)

- 6.1 The process of restriction is used to exclude a company/person from conducting future business with Transnet and other organs of state for a specified period. No Tender shall be awarded to a Tenderer whose name (or any of its members, directors, partners or trustees) appear on the Register of Tender Defaulters kept by National Treasury, or who have been placed on National Treasury's List of

Restricted Suppliers. Transnet reserves the right to withdraw an award, or cancel a contract concluded with a Tenderer should it be established, at any time, that a tenderer has been restricted with National Treasury by another government institution.

- 6.2 All the stipulations on Transnet's restriction process as laid down in Transnet's Supply Chain Policy and Procurement Procedures Manual (CPM included) are included herein by way of reference. Below follows a condensed summary of this restriction procedure.
- 6.3 On completion of the restriction procedure, Transnet will submit the restricted entity's details (including the identity number of the individuals and registration number of the entity) to National Treasury for placement on National Treasury's Database of Restricted Suppliers for the specified period of exclusion. National Treasury will make the final decision on whether to restrict an entity from doing business with any organ of state for a period not exceeding 10 years and place the entity concerned on the Database of Restricted Suppliers published on its official website.
- 6.4 The decision to restrict is based on one of the grounds for restriction. The standard of proof to commence the restriction process is whether a "*prima facie*" (i.e. on the face of it) case has been established.
- 6.5 Depending on the seriousness of the misconduct and the strategic importance of the Goods/Services, in addition to restricting a company/person from future business, Transnet may decide to terminate some or all existing contracts with the company/person as well.
- 6.6 A Service Provider or Contractor to Transnet may not subcontract any portion of the contract to a blacklisted company.
- 6.7 Grounds for blacklisting include: If any person/Enterprise which has submitted a Tender, concluded a contract, or, in the capacity of agent or subcontractor, has been associated with such Tender or contract:
 - a) Has, in bad faith, withdrawn such Tender after the advertised closing date and time for the receipt of Tenders;
 - b) has, after being notified of the acceptance of his Tender, failed or refused to sign a contract when called upon to do so in terms of any condition forming part of the Tender documents;
 - c) has carried out any contract resulting from such Tender in an unsatisfactory manner or has breached any condition of the contract;
 - d) has offered, promised or given a bribe in relation to the obtaining or execution of the contract;

- e) has acted in a fraudulent or improper manner or in bad faith towards Transnet or any Government Department or towards any public body, Enterprise or person;
 - f) has made any incorrect statement in a certificate or other communication with regard to the Local Content of his Goods or his B-BBEE status and is unable to prove to the satisfaction of Transnet that:
 - (i) he made the statement in good faith honestly believing it to be correct; and
 - (ii) before making such statement he took all reasonable steps to satisfy himself of its correctness;
 - g) caused Transnet damage, or to incur costs in order to meet the contractor's requirements and which could not be recovered from the contractor;
 - h) has litigated against Transnet in bad faith.
- 6.8 Grounds for blacklisting include a company/person recorded as being a company or person prohibited from doing business with the public sector on National Treasury's database of Restricted Service Providers or Register of Tender Defaulters.
- 6.9 Companies associated with the person/s guilty of misconduct (i.e. entities owned, controlled or managed by such persons), any companies subsequently formed by the person(s) guilty of the misconduct and/or an existing company where such person(s) acquires a controlling stake may be considered for blacklisting. The decision to extend the blacklist to associated companies will be at the sole discretion of Transnet.

7 PREVIOUS TRANSGRESSIONS

- 7.1 The Tenderer/Service Provider/Contractor hereby declares that no previous transgressions resulting in a serious breach of any law, including but not limited to, corruption, fraud, theft, extortion and contraventions of the Competition Act 89 of 1998, which occurred in the last 5 (five) years with any other public sector undertaking, government department or private sector company that could justify its exclusion from its registration on the Tenderer's/Service Provider's/Contractor's database or any tendering process.
- 7.2 If it is found to be that the Tenderer/Service Provider/Contractor made an incorrect statement on this subject, the Tenderer/Service Provider/Contractor can be rejected from the registration process or removed from the Tenderer/Service Provider/Contractor database, if already registered, for such reason (refer to the Breach of Law Returnable Form contained in the document.)

8 SANCTIONS FOR VIOLATIONS

- 8.1 Transnet shall also take all or any of the following actions, wherever required to:
- a) Immediately exclude the Tenderer/Service Provider/Contractor from the tendering process or call off the pre-contract negotiations without giving any compensation to the Tenderer/Service Provider/Contractor. However, the proceedings with the other Tenderer/ Service Provider/Contractor may continue;
 - b) Immediately cancel the contract, if already awarded or signed, without giving any compensation to the Tenderer/Service Provider/Contractor;
 - c) Recover all sums already paid by Transnet;
 - d) Encash the advance bank guarantee and performance bond or warranty bond, if furnished by the Tenderer/Service Provider/Contractor, in order to recover the payments, already made by Transnet, along with interest;
 - e) Cancel all or any other contracts with the Tenderer/Service Provider/Contractor; and
 - f) Exclude the Tenderer/ Service Provider/Contractor from entering into any Tender with Transnet in future.

9 CONFLICTS OF INTEREST

- 9.1 A conflict of interest includes, inter alia, a situation in which:
- a) A Transnet employee has a personal financial interest in a tendering / supplying entity; and
 - b) A Transnet employee has private interests or personal considerations or has an affiliation or a relationship which affects, or may affect, or may be perceived to affect his / her judgment in action in the best interest of Transnet, or could affect the employee's motivations for acting in a particular manner, or which could result in, or be perceived as favouritism or nepotism.
- 9.2 A Transnet employee uses his / her position, or privileges or information obtained while acting in the capacity as an employee for:
- a) Private gain or advancement; or
 - b) The expectation of private gain, or advancement, or any other advantage accruing to the employee must be declared in a prescribed form.

Thus, conflicts of interest of any Tender committee member or any person involved in the sourcing process must be declared in a prescribed form.

- 9.3 If a Tenderer/Service Provider/Contractor has or becomes aware of a conflict of interest i.e. a family, business and / or social relationship between its owner(s)/ member(s)/director(s)/partner(s)/shareholder(s) and a Transnet employee/ member of Transnet's Board of Directors in respect of a Tender which will be considered for the Tender process, the Tenderer/Service Provider/ Contractor:
- a) must disclose the interest and its general nature, in the Request for Proposal ("RFX") declaration form; or
 - b) must notify Transnet immediately in writing once the circumstances has arisen.

- 9.4 The Tenderer/Service Provider/Contractor shall not lend to or borrow any money from or enter into any monetary dealings or transactions, directly or indirectly, with any committee member or any person involved in the sourcing process, where this is done, Transnet shall be entitled forthwith to rescind the contract and all other contracts with the Tenderer/Service Provider/Contractor.

10 DISPUTE RESOLUTION

10.1 Transnet recognises that trust and good faith are pivotal to its relationship with its Tenderer / Service Provider / Contractor. When a dispute arises between Transnet and its Tenderer / Service Provider / Contractor, the parties should use their best endeavours to resolve the dispute in an amicable manner, whenever possible. Litigation in bad faith negates the principles of trust and good faith on which commercial relationships are based. Accordingly, following a blacklisting process as mentioned in paragraph 6 above, Transnet will not do business with a company that litigates against it in bad faith or is involved in any action that reflects bad faith on its part. Litigation in bad faith includes, but is not limited to the following instances:

- a) **Vexatious proceedings:** these are frivolous proceedings which have been instituted without proper grounds;
- b) **Perjury:** where a Tenderer / Service Provider / Contractor make a false statement either in giving evidence or on an affidavit;
- c) **Scurrilous allegations:** where a Tenderer / Service Provider / Contractor makes allegations regarding a senior Transnet employee which are without proper foundation, scandalous, abusive or defamatory; and
- d) **Abuse of court process:** when a Tenderer / Service Provider / Contractor abuses the court process in order to gain a competitive advantage during a Tender process.

11 GENERAL

11.1 This Integrity Pact is governed by and interpreted in accordance with the laws of the Republic of South Africa.

11.2 The actions stipulated in this Integrity Pact are without prejudice to any other legal action that may follow in accordance with the provisions of the law relating to any civil or criminal proceedings.

11.3 The validity of this Integrity Pact shall cover all the tendering processes and will be valid for an indefinite period unless cancelled by either Party.

11.4 Should one or several provisions of this Integrity Pact turn out to be invalid the remainder of this Integrity Pact remains valid.

11.5 Should a Tenderer/Service Provider/Contractor be confronted with dishonest, fraudulent or corruptive behaviour of one or more Transnet employees, Transnet



expects its Tenderer/Service Provider/Contractor to report this behaviour directly to a senior Transnet official/employee or alternatively by using Transnet's "Tip-Off Anonymous" hotline number 0800 003 056, whereby your confidentiality is guaranteed.

The Parties hereby declare that each of them has read and understood the clauses of this Integrity Pact and shall abide by it. To the best of the Parties' knowledge and belief, the information provided in this Integrity Pact is true and correct.

I duly authorised by the tendering entity, hereby certify that the tendering entity are **fully acquainted** with the contents of the Integrity Pact and further **agree to abide by it** in full.

Signature

Date

T2.2-16: REQUEST FOR PROPOSAL – BREACH OF LAW

NAME OF COMPANY:

I / We _____ do hereby certify that **I/we have/have not been** found guilty during the preceding 5 (five) years of a serious breach of law, including but not limited to a breach of the Competition Act, 89 of 1998, by a court of law, tribunal or other administrative body. The type of breach that the Tenderer is required to disclose excludes relatively minor offences or misdemeanours, e.g. traffic offences.

Where found guilty of such a serious breach, please disclose:

NATURE OF BREACH:

DATE OF BREACH:

Furthermore, I/we acknowledge that Transnet SOC Ltd reserves the right to exclude any Tenderer from the tendering process, should that person or company have been found guilty of a serious breach of law, tribunal or regulatory obligation.

Signed on this _____ day of _____ 20____

SIGNATURE OF TENDER

T2.2-17: Agreement in terms of Protection of Personal Information Act, 4 of 2013 (“POPIA”)

1. PREAMBLE AND INTRODUCTION

- 1.1. The rights and obligation of the Parties in terms of the Protection of Personal Information Act, 4 of 2013 (“POPIA”) are included as forming part of the terms and conditions of this contract.

2. PROTECTION OF PERSONAL INFORMATION

- 2.1. The following terms shall bear the same meaning as contemplated in Section 1 of the Protection of Person information act, No. of 2013 “(POPIA”):
consent; data subject; electronic communication; information officer; operator; person; personal information; processing; record; Regulator; responsible party; special information; as well as any terms derived from these terms.
- 2.2. The Operator will process all information by the Transnet in terms of the requirements contemplated in Section 4(1) of the POPIA:
Accountability; Processing limitation; Purpose specification; Further processing limitation; Information quality; Openness; Security safeguards and Data subject participation.
- 2.3. The Parties acknowledge and agree that, in relation to personal information of Transnet and the information of a third party that will be processed pursuant to this Agreement, the Operator is (.....*name of Tenderer/Contractor*) hereinafter Operator and the Data subject is “Transnet”. Operator will process personal information only with the knowledge and authorisation of Transnet and will treat personal information and the information of a third party which comes to its knowledge as confidential and will not disclose it, unless so required by law or subject to the exceptions contained in the POPIA.
- 2.4. Transnet reserves all the rights afforded to it by the POPIA in the processing of any of its information as contained in this Agreement and the Operator is required to comply with all prescripts as detailed in the POPIA relating to all information concerning Transnet.
- 2.5. In terms of this Agreement, the Operator acknowledges that it will obtain and have access to personal information of Transnet and the information of a third party and agrees that it shall only process the information disclosed by Transnet in terms of this Agreement and only for the purposes as detailed in this Agreement and in accordance with any applicable law.
- 2.6. Should there be a need for the Operator to process the personal information and the information of a third party in a way that is not agreed to in this Agreement, the Operator must request consent from Transnet to the processing of its personal information or and the information of a third party in a manner other than that it was collected for, which consent cannot be unreasonably withheld.



- 2.7. Furthermore, the Operator will not otherwise modify, amend or alter any personal information and the information of a third party submitted by Transnet or disclose or permit the disclosure of any personal information and the information of a third party to any third party without prior written consent from Transnet.
- 2.8. The Operator shall, at all times, ensure compliance with any applicable laws put in place and maintain sufficient measures, policies and systems to manage and secure against all forms of risks to any information that may be shared or accessed pursuant to the services offered to Transnet in terms of this Agreement (physically, through a computer or any other form of electronic communication).
- 2.9. The Operator shall notify Transnet in writing of any unauthorised access to personal information and the information of a third party , cybercrimes or suspected cybercrimes, in its knowledge and report such crimes or suspected crimes to the relevant authorities in accordance with applicable laws, after becoming aware of such crimes or suspected crime. The Operator must inform Transnet of the breach as soon as it has occurred to allow Transnet to take all necessary remedial steps to mitigate the extent of the loss or compromise of personal information and the information of a third party and to restore the integrity of the affected personal information as quickly as is possible.
- 2.10. Transnet may, in writing, request the Operator to confirm and/or make available any personal information and the information of a third party in its possession in relation to Transnet and if such personal information has been accessed by third parties and the identity thereof in terms of the POPIA.
- 2.11. Transnet may further request that the Operator correct, delete, destroy, withdraw consent or object to the processing of any personal information and the information of a third party relating to the Transnet or a third party in the Operator’s s possession in terms of the provision of the POPIA and utilizing Form 2 of the POPIA Regulations .
- 2.12. In signing this addendum that is in terms of the POPIA, the Operator hereby agrees that it has adequate measures in place to provide protection of the personal information and the information of a third party given to it by Transnet in line with the 8 conditions of the POPIA and that it will provide to Transnet satisfactory evidence of these measures whenever called upon to do so by Transnet.

The Operator is required to provide confirmation that all measures in terms of the POPIA are in place when processing personal information and the information of a third party received from Transnet:

YES	
------------	--

NO	
-----------	--



2.13. Further, the Operator acknowledges that it will be held liable by Transnet should it fail to process personal information in line with the requirements of the POPIA. The Operator will be subject to any civil or criminal action, administrative fines or other penalty or loss that may arise as a result of the processing of any personal information that Transnet submitted to it.

2.14. Should a Tenderer have any complaints or objections to processing of its personal information, by Transnet, the Tenderer can submit a complaint to the Information Regulator on <https://www.justice.gov.za/inforeg/>, click on contact us, click on complaints.IR@justice.gov.za

3. SOLE AGREEMENT

3.1. The Agreement, constitute the sole agreement between the parties relating to the subject matter referred to in paragraph 1.1 of this and no amendment/variation/change shall be of any force and effect unless reduced to writing and signed by or on behalf of both parties.

Signed at _____ on this ____ day of _____ 2024

Name: _____

Title: _____

Signature: _____

.....(Pty) Ltd

(Operator)

Authorised signatory for and on behalf of(Pty) Ltd who warrants that he/she is duly authorised to sign this Agreement.

AS WITNESSES:

1. Name: _____ Signature: _____

2. Name: _____ Signature: _____

T2.2-18: Certificate of Acquaintance with Tender Documents

NAME OF TENDERING ENTITY:

1. By signing this certificate I/we acknowledge that I/we have made myself/ourselves thoroughly familiar with, and agree with all the conditions governing this RFP. This includes those terms and conditions of the Contract, the Supplier Integrity Pact, Non-Disclosure Agreement etc. contained in any printed form stated to form part of the documents thereof, but not limited to those listed in this clause.
2. I/we furthermore agree that Transnet SOC Ltd shall recognise no claim from me/us for relief based on an allegation that I/we overlooked any tender/contract condition or failed to take it into account for the purpose of calculating my/our offered prices or otherwise.
3. I/we understand that the accompanying Tender will be disqualified if this Certificate is found not to be true and complete in every respect.
4. For the purposes of this Certificate and the accompanying Tender, I/we understand that the word "competitor" shall include any individual or organisation, other than the Tenderer, whether or not affiliated with the Tenderer, who:
 - a) has been requested to submit a Tender in response to this Tender invitation;
 - b) could potentially submit a Tender in response to this Tender invitation, based on their qualifications, abilities or experience; and
 - c) provides the same Services as the Tenderer and/or is in the same line of business as the Tenderer
5. The Tenderer has arrived at the accompanying Tender independently from, and without consultation, communication, agreement or arrangement with any competitor. However communication between partners in a joint venture or consortium will not be construed as collusive Tendering.
6. In particular, without limiting the generality of paragraph 5 above, there has been no consultation, communication, agreement or arrangement with any competitor regarding:
 - a) prices;

- b) geographical area where Services will be rendered [market allocation]
 - c) methods, factors or formulas used to calculate prices;
 - d) the intention or decision to submit or not to submit, a Tender;
 - e) the submission of a tender which does not meet the specifications and conditions of the tender; or
 - f) Tendering with the intention not winning the tender.
7. In addition, there have been no consultations, communications, agreements or arrangements with any competitor regarding the quality, quantity, specifications and conditions or delivery particulars of the Services to which this tender relates.
8. The terms of the accompanying tender have not been, and will not be, disclosed by the Tenderer, directly or indirectly, to any competitor, prior to the date and time of the official tender opening or of the awarding of the contract.
9. I/We am/are aware that, in addition and without prejudice to any other remedy provided to combat any restrictive practices related to tenders and contracts, tenders that are suspicious will be reported to the Competition Commission for investigation and possible imposition of administrative penalties in terms of section 59 of the Competition Act No 89 of 1998 and/or may be reported to the National Prosecuting Authority [NPA] for criminal investigation. In addition, Tenderers that submit suspicious tenders may be restricted from conducting business with the public sector for a period not exceeding 10 [ten] years in terms of the Prevention and Combating of Corrupt Activities Act No 12 of 2004 or any other applicable legislation.

Signed on this _____ day of _____ 20____

SIGNATURE OF TENDERER

T2.2-19: Supplier Code of Conduct

Transnet SOC Limited aims to achieve the best value for money when buying or selling goods and obtaining services. This however must be done in an open and fair manner that supports and drives a competitive economy. Underpinning our process are several acts and policies that any supplier dealing with Transnet must understand and support. These are:

- The Transnet Procurement Policy – A guide for Tenderers.
- Section 217 of the Constitution - the five pillars of Public PSCM (Procurement and Supply Chain Management): fair, equitable, transparent, competitive and cost effective;
- The Public Finance Management Act (PFMA);
- The Broad Based Black Economic Empowerment Act (BBBEE)
- The Prevention and Combating of Corrupt Activities Act (PRECCA); and
- The Construction Industry Development Board Act (CIDB Act).

This code of conduct has been included in this contract to formally appraise Transnet Suppliers of Transnet's expectations regarding behaviour and conduct of its Suppliers.

Prohibition of Bribes, Kickbacks, Unlawful Payments, and Other Corrupt Practices

Transnet is in the process of transforming itself into a self-sustaining State Owned Enterprise, actively competing in the logistics industry. Our aim is to become a world class, profitable, logistics organisation. As such, our transformation is focused on adopting a performance culture and to adopt behaviours that will enable this transformation.

1. Transnet SOC Limited will not participate in corrupt practices. Therefore, it expects its suppliers to act in a similar manner.

- Transnet and its employees will follow the laws of this country and keep accurate business records that reflect actual transactions with, and payments to, our suppliers.
- Employees must not accept or request money or anything of value, directly or indirectly, from suppliers.
- Employees may not receive anything that is calculated to:
 - Illegally influence their judgement or conduct or to ensure the desired outcome of a sourcing activity;

- Win or retain business or to influence any act or decision of any person involved in sourcing decisions; or
 - Gain an improper advantage.
 - There may be times when a supplier is confronted with fraudulent or corrupt behaviour of Transnet employees. We expect our Suppliers to use our "Tip-offs Anonymous" Hot line to report these acts. (0800 003 056).
- 2. Transnet SOC Limited is firmly committed to the ideas of free and competitive enterprise.**
- Suppliers are expected to comply with all applicable laws and regulations regarding fair competition and antitrust practices.
 - Transnet does not engage with non-value adding agents or representatives solely for the purpose of increasing BBBEE spend (fronting).
- 3. Transnet's relationship with suppliers requires us to clearly define requirements, to exchange information and share mutual benefits.**
- Generally, suppliers have their own business standards and regulations. Although Transnet cannot control the actions of our suppliers, we will not tolerate any illegal activities. These include, but are not limited to:
 - Misrepresentation of their product (origin of manufacture, specifications, intellectual property rights, etc);
 - Collusion;
 - Failure to disclose accurate information required during the sourcing activity (ownership, financial situation, BBBEE status, etc.);
 - Corrupt activities listed above; and
 - Harassment, intimidation or other aggressive actions towards Transnet employees.
 - Suppliers must be evaluated and approved before any materials, components, products or services are purchased from them. Rigorous due diligence is conducted and the supplier is expected to participate in an honest and straight forward manner.
 - Suppliers must record and report facts accurately, honestly and objectively. Financial records must be accurate in all material respects.

Conflicts of Interest

A conflict of interest arises when personal interests or activities influence (or appear to influence) the ability to act in the best interests of Transnet SOC Limited.

- Doing business with family members.
- Having a financial interest in another company in our industry

Where possible, contracts will be negotiated to include the above in the terms of such contracts. To the extent such terms are not included in contractual obligations and any of the above code is breached, then Transnet reserves its right to review doing business with these suppliers.

I, _____ of _____
(insert name of Director or as per Authority Resolution from Board of Directors) *(insert name of Company)*

hereby acknowledge having read, understood and agree to the terms and conditions set out in the "Transnet Supplier Code of Conduct."

Signed this on day _____ at _____

Signature

C1.1: Form of Offer & Acceptance

Offer

The Employer, identified in the Acceptance signature block, has solicited offers to enter into a contract for the procurement of:

The refurbishment of Sentrarand Main Intake Distribution Substations

The tenderer, identified in the Offer signature block, has examined the documents listed in the Tender Data and addenda thereto as listed in the Returnable Schedules, and by submitting this Offer has accepted the Conditions of Tender.

By the representative of the tenderer, deemed to be duly authorised, signing this part of this Form of Offer and Acceptance the tenderer offers to perform all of the obligations and liabilities of the *Contractor* under the contract including compliance with all its terms and conditions according to their true intent and meaning for an amount to be determined in accordance with the *conditions of contract* identified in the Contract Data.

The offered total of the Prices exclusive of VAT is	R
Value Added Tax @ 15% is	R
The offered total of the Prices inclusive of VAT is	R
(in words)	

This Offer may be accepted by the Employer by signing the Acceptance part of this Form of Offer and Acceptance and returning one copy of this document including the Schedule of Deviations (if any) to the tenderer before the end of the period of validity stated in the Tender Data, or other period as agreed, whereupon the tenderer becomes the party named as the *Contractor* in the *conditions of contract* identified in the Contract Data.

Signature(s)

Name(s)

Capacity

**For the
tenderer:**

(Insert name and address of organisation)

Name &
signature of
witness

Date

Tenderer's CIDB registration number:

Acceptance

By signing this part of this Form of Offer and Acceptance, the *Employer* identified below accepts the tenderer's Offer. In consideration thereof, the *Employer* shall pay the *Contractor* the amount due in accordance with the *conditions of contract* identified in the Contract Data. Acceptance of the tenderer's Offer shall form an agreement between the *Employer* and the tenderer upon the terms and conditions contained in this agreement and in the contract that is the subject of this agreement.

The terms of the contract, are contained in:

Part C1	Agreements and Contract Data, (which includes this Form of Offer and Acceptance)
Part C2	Pricing Data
Part C3	Scope of Work: Works Information
Part C4	Site Information

and drawings and documents (or parts thereof), which may be incorporated by reference into the above listed Parts.

Deviations from and amendments to the documents listed in the Tender Data and any addenda thereto listed in the Returnable Schedules as well as any changes to the terms of the Offer agreed by the tenderer and the Employer during this process of offer and acceptance, are contained in the Schedule of Deviations attached to and forming part of this Form of Offer and Acceptance. No amendments to or deviations from said documents are valid unless contained in this Schedule.

The tenderer shall within two weeks of receiving a completed copy of this agreement, including the Schedule of Deviations (if any), contact the Employer's Representative (whose details are given in the Contract Data) to arrange the delivery of any securities, bonds, guarantees, proof of insurance and any other documentation to be provided in terms of the *conditions of contract* identified in the Contract Data at, or just after, the date this agreement comes into effect. Failure to fulfil any of these obligations in accordance with those terms shall constitute a repudiation of this agreement.

Notwithstanding anything contained herein, this agreement comes into effect on the date when the tenderer receives one fully completed original copy of this document, including the Schedule of Deviations (if any).



Unless the tenderer (now *Contractor*) within five working days of the date of such receipt notifies the Employer in writing of any reason why he cannot accept the contents of this agreement, this agreement shall constitute a binding contract between the Parties.

Signature(s)

Name(s)

Capacity

**for the
Employer**

Transnet SOC Ltd

(Insert name and address of organisation)

Name &
signature of
witness

Date



Schedule of Deviations

Note:

1. To be completed by the Employer prior to award of contract. This part of the Offer & Acceptance would not be required if the contract has been developed by negotiation between the Parties and is not the result of a process of competitive tendering.
2. The extent of deviations from the tender documents issued by the Employer prior to the tender closing date is limited to those permitted in terms of the Conditions of Tender.
3. A tenderer’s covering letter must not be included in the final contract document. Should any matter in such letter, which constitutes a deviation as aforesaid be the subject of agreement reached during the process of Offer and Acceptance, the outcome of such agreement shall be recorded here and the final draft of the contract documents shall be revised to incorporate the effect of it.

No.	Subject	Details
1		
2		
3		
4		
5		

By the duly authorised representatives signing this Schedule of Deviations below, the Employer and the tenderer agree to and accept this Schedule of Deviations as the only deviations from and amendments to the documents listed in the Tender Data and any addenda thereto listed in the Tender Schedules, as well as any confirmation, clarification or changes to the terms of the Offer agreed by the tenderer and the Employer during this process of Offer and Acceptance.

It is expressly agreed that no other matter whether in writing, oral communication or implied during the period between the issue of the tender documents and the receipt by the tenderer of a completed signed copy of this Form shall have any meaning or effect in the contract between the parties arising from this Agreement.

	For the tenderer:	For the Employer
Signature
Name
Capacity
On behalf of	<i>(Insert name and address of organisation)</i>	Transnet SOC Ltd
Name & signature of witness
Date

C1.2 Contract Data

Part one - Data provided by the Employer

Clause	Statement	Data
1	General	
	The <i>conditions of contract</i> are the core clauses and the clauses for main Option	B: Priced contract with bill of quantities
	dispute resolution Option	W1: Dispute resolution procedure
	and secondary Options	X2 Changes in the law
		X7: Delay damages
		X18: Limitation of liability
		Z: Additional conditions of contract
	of the NEC3 Engineering and Construction Contract June 2005 (amended June 2006 and April 2013)	
10.1	The <i>Employer</i> is:	Transnet SOC Ltd (Registration No. 1990/000900/30)
	Address	Registered address: Transnet Corporate Centre 96 Rissik Street Braamfontein Johannesburg 2017
	Having elected its Contractual Address for the purposes of this contract as:	Transnet Rail Infrastructure Manager 1 Anvil Road Isando 1600
10.1	The <i>Project Manager</i> is: (Name)	Sandiso Majola

	Address	1 Anvil Road Isando 1600
	Tel	011 308 7503
	e-mail	Sandiso.Majola@transnet.net
10.1	The <i>Supervisor</i> is: (Name)	Sibongamandla Mavimbela
	Address	1 Anvil Road Isando 1600
	Tel No.	011 570 7503
	e-mail	Sibongamandla.Mavimbela@transnet.net
11.2(13)	The <i>works</i> are	The refurbishment of Sentrarand Main Intake Distribution Substations
11.2(14)	The following matters will be included in the Risk Register	Working at heights Working next to live electrical equipment. Working at height certification will be a requirement for the project. There is a high risk of falling from the roof so a Safety Harness should be used at all times when climbing the ladder and when the roof is being installed. They must be aware that they are working near high voltage equipment, and they will be directly supervised by TFR representative while doing the work.
11.2(15)	The <i>boundaries of the site</i> are	As stated in Part C4.1." Description of the Site and it surroundings"
11.2(16)	The Site Information is in	Part C4
11.2(19)	The Works Information is in	Part C3
12.2	The <i>law of the contract</i> is the law of	the Republic of South Africa subject to the jurisdiction of the Courts of South Africa.
13.1	The <i>language of this contract</i> is	English
13.3	The <i>period for reply</i> is	2 weeks of the Contract Date
2	The Contractor's main responsibilities	No additional data is required for this section of the conditions of contract.

3	Time					
11.2(3)	The <i>completion date</i> for the whole of the <i>works</i> is	30 September 2026				
30.1	The <i>access dates</i> are	<table border="1"> <thead> <tr> <th>Part of the Site</th> <th>Date</th> </tr> </thead> <tbody> <tr> <td>1 Sentrarand</td> <td>01 July 2026</td> </tr> </tbody> </table>	Part of the Site	Date	1 Sentrarand	01 July 2026
Part of the Site	Date					
1 Sentrarand	01 July 2026					
31.1	The <i>Contractor</i> is to submit a first programme for acceptance within	2 weeks of the Contract Date.				
31.2	The <i>starting date</i> is	01 July 2026				
32.2	The <i>Contractor</i> submits revised programmes at intervals no longer than	1 week				
35.1	The <i>Employer</i> is not willing to take over the <i>works</i> before the Completion Date.					
4	Testing and Defects					
42.2	The <i>defects date</i> is	52 weeks after completion of the whole of the works				
43.2	The <i>defect correction period</i> is	2 weeks				
5	Payment					
50.1	The <i>assessment interval</i> is monthly on the	25th (twenty fifth) day of each successive month.				
51.1	The <i>currency of this contract</i> is the	South African Rand.				
51.2	The period within which payments are made is	Payment will be effected on or before the last day of the month following the month during which a valid Tax Invoice and Statement were received.				
51.4	The <i>interest rate</i> is	the prime lending rate of Standard Bank of South Africa.				

6 Compensation events

60.1(13) The *weather measurements* to be recorded for each calendar month are,

the cumulative rainfall (mm)

the number of days with rainfall more than 10 mm

the number of days with minimum air temperature less than 0 degrees Celsius

the number of days with snow lying at 08:00 hours South African Time

and these measurements: N/A

The place where weather is to be recorded (on the Site) is: **The Contractor’s Site establishment area**

The *weather data* are the records of past *weather measurements* for each calendar month which were recorded at: **Brakpan**

and which are available from: **South African Weather Service 012 367 6023 or info3@weathersa.co.za.**

7 Title **No additional data is required for this section of the conditions of contract.**

8 Risks and insurance

80.1 These are additional *Employer’s* risks **Working at heights (rooftop)**
Working next to live electrical equipment

84.1 The *Employer* provides these insurances from the Insurance Table

1 Insurance against: **Loss of or damage to the works, Plant and Materials is as stated in the Insurance policy for Contract Works/ Public Liability.**

Cover / indemnity: **to the extent as stated in the insurance policy for Contract Works / Public Liability**

The deductibles are:	as stated in the insurance policy for Contract Works / Public Liability
2 Insurance against:	Loss of or damage to property (except the works, Plant and Materials & Equipment) and liability for bodily injury to or death of a person (not an employee of the Contractor) arising out of or in connection with the performance of the Contract as stated in the insurance policy for Contract Works / Public Liability
Cover / indemnity	Is to the extent as stated in the insurance policy for Contract Works / Public Liability
The deductibles are	as stated in the insurance policy for Contract Works / Public Liability
3 Insurance against:	Loss of or damage to Equipment (Temporary Works only) as stated in the insurance policy for contract Works and Public Liability
Cover / indemnity	Is to the extent as stated in the insurance policy for Contract Works / Public Liability
The deductibles are:	As stated in the insurance policy for Contract Works / Public Liability
4 Insurance against:	Contract Works SASRIA insurance subject to the terms, exceptions and conditions of the SASRIA coupon
Cover / indemnity	Cover / indemnity is to the extent provided by the SASRIA coupon
The deductibles are	The deductibles are, in respect of each and every theft claim, 0,1% of the contract value subject to a minimum of R2,500 and a maximum of R25,000.
Note:	The deductibles for the insurance as stated above are listed in the document titled "Certificate of Insurance: Transnet (SOC) Limited Principal Controlled Insurance."

84.1 The minimum limit of indemnity for insurance in respect of death of or bodily injury to employees of the *Contractor* arising out of and in the course of their employment in connection with this contract for any one event is

The *Contractor* provides these additional Insurances

The Contractor must comply at a minimum with the provisions of the Compensation for Occupational Injuries and Diseases Act No. 130 of 1993 as amended.

- 1 Where the contract requires that the design of any part of the works shall be provided by the Contractor the Contractor shall satisfy the Employer that professional indemnity insurance cover in connection therewith has been affected**
- 2 Where the contract involves manufacture, and/or fabrication of Plant & Materials, components or other goods to be incorporated into the works at premises other than the site, the Contractor shall satisfy the Employer that such plant & materials, components or other goods for incorporation in the works are adequately insured during manufacture and/or fabrication and transportation to the site.**
- 3 Should the Employer have an insurable interest in such items during manufacture, and/or fabrication, such interest shall be noted by endorsement to the Contractor's policies of insurance as well as those of any sub-contractor**
- 4 Motor Vehicle Liability Insurance comprising (as a minimum) "Balance of Third Party" Risks including Passenger and Unauthorised Passenger Liability indemnity with a minimum indemnity limit of R5,000,000.**

5 The insurance coverage referred to in 1, 2, 3, 4, above shall be obtained from an insurer(s) in terms of an insurance policy approved by the Employer. The Contractor shall arrange with the insurer to submit to the Project Manager the original and the duplicate original of the policy or policies of insurance and the receipts for payment of current premiums, together with a certificate from the insurer or insurance broker concerned, confirming that the policy or policies provide the full coverage as required. The original policy will be returned to the Contractor.

84.2	The minimum limit of indemnity for insurance in respect of loss of or damage to property (except the works, Plant, Materials and Equipment) and liability for bodily injury to or death of a person (not an employee of the <i>Contractor</i>) caused by activity in connection with this contract for any one event is	Whatever the Contractor requires in addition to the amount of insurance taken out by the Employer for the same risk.
84.2	The insurance against loss of or damage to the works, Plant and Materials as stated in the insurance policy for contract works and public liability selected from:	Principal Controlled Insurance policy for Contract
9	Termination	There is no additional Contract Data required for this section of the conditions of contract.
10	Data for main Option clause	
B	Priced contract with Bill of Quantities	No additional data is required for this Option.
60.6	The <i>method of measurement</i> is	The Bill of Quantities have been measured in accordance with SANS 1200 unless indicated otherwise.

11	Data for Option W1	
W1.1	The <i>Adjudicator</i> is	Both parties will agree as and when a dispute arises. If the parties cannot reach an agreement on the Adjudicator, the Chairman of the Association of Arbitrators will appoint an Adjudicator.
W1.2(3)	The <i>Adjudicator nominating body</i> is: If no <i>Adjudicator nominating body</i> is entered, it is:	The Chairman of the Association of Arbitrators (Southern Africa) the Association of Arbitrators (Southern Africa)
W1.4(2)	The <i>tribunal</i> is:	Arbitration
W1.4(5)	The <i>arbitration procedure</i> is	The Rules for the Conduct of Arbitrations of the Association of Arbitrators (Southern Africa)
	The place where arbitration is to be held is	Johannesburg, South Africa
	The person or organisation who will choose an arbitrator - if the Parties cannot agree a choice or - if the arbitration procedure does not state who selects an arbitrator, is	The Chairman of the Association of Arbitrators (Southern Africa)
12	Data for secondary Option clauses	
X2	Changes in the law	No additional data is required for this Option
X7	Delay damages	
X7.1	Delay damages for Completion of the whole of the <i>works</i> are	R2,000.00 per day of delay
X18	Limitation of liability	

X18.1	The <i>Contractor's</i> liability to the <i>Employer</i> for indirect or consequential loss is limited to:	Nil
X18.2	For any one event, the <i>Contractor's</i> liability to the <i>Employer</i> for loss of or damage to the <i>Employer's</i> property is limited to:	The deductible of the relevant insurance policy
X18.3	The <i>Contractor's</i> liability for Defects due to his design which are not listed on the Defects Certificate is limited to:	The cost of correcting the Defect
X18.4	The <i>Contractor's</i> total liability to the <i>Employer</i> for all matters arising under or in connection with this contract, other than excluded matters, is limited to:	The Total of the Prices
X18.5	The <i>end of liability date</i> is	52 weeks after Completion of the whole of the works
Z	Additional conditions of contract are:	
Z1	Additional clauses relating to Joint Venture	Insert the additional core clause 27.5
Z1.1		27.5. In the instance that the Contractor is a joint venture, the Contractor shall provide the Employer with a certified copy of its signed joint venture agreement, and in the instance that the joint venture is an 'Incorporated Joint Venture,' the Memorandum of Incorporation, within 4 (four) weeks of the Contract Date. The Joint Venture agreement shall contain but not be limited to the following:

- **A brief description of the Contract and the Deliverables;**
- **The name, physical address, communications addresses and domicilium citandi et executandi of each of the constituents and of the Joint Venture;**
- **The constituent's interests;**
- **A schedule of the insurance policies, sureties, indemnities and guarantees which must be taken out by the Joint Venture and by the individual constituents;**
- **Details of an internal dispute resolution procedure;**
- **Written confirmation by all of the constituents:**
 - **of their joint and several liabilities to the Employer to Provide the Works;**
 - **identification of the lead partner in the joint venture confirming the authority of the lead partner to bind the joint venture through the Contractor's representative;**
 - **Identification of the roles and responsibilities of the constituents to provide the Works.**
 -
- **Financial requirements for the Joint Venture:**
 - i. **the working capital requirements for the Joint Venture and the extent to which and manner whereby this will be provided and/or guaranteed by the constituents from time to time;**
 - **the names of the auditors and others, if any, who will provide auditing and accounting services to the Joint Venture.**

Z1.2

Insert additional core clause 27.6

27.6. The Contractor shall not alter its composition or legal status of the Joint Venture without the prior approval of the Employer.

Z2 Additional obligations in respect of Termination

Z2.1

The following will be included under core clause 91.1:

In the second main bullet, after the word 'partnership' add 'joint venture whether incorporate or otherwise (including any constituent of the joint venture)' and

Under the second main bullet, insert the following additional bullets after the last sub-bullet:

- commenced business rescue proceedings (R22)**
- repudiated this Contract (R23)**

Z2.2 Termination Table

The following will be included under core clause 90.2 Termination Table as follows:

Amend "A reason other than R1 – R21" to "A reason other than R1 – R23"

Z2.3

Amend "R1 – R15 or R18" to "R1 – R15, R18, R22 or R23."

Z3 Right Reserved by the Employer to Conduct Vetting through SSA

Z3.1

The Employer reserves the right to conduct vetting through State Security Agency (SSA) for security clearances of any Contractor who has access to National Key Points for the following without limitations:

- 1. Confidential – this clearance is based on any information which may be used by malicious, opposing or hostile elements to harm the objectives and functions of an organ of state.**
- 2. Secret – clearance is based on any information which may be used by malicious, opposing or hostile elements to disrupt the objectives and functions of an organ of state.**
- 3. Top Secret – this clearance is based on information which may be used by malicious, opposing or hostile elements to neutralise the objectives and functions of an organ of state.**

Z4 Additional Clause Relating to Collusion in the Construction Industry

Z4.1

The contract award is made without prejudice to any rights the Employer may have to take appropriate action later with regard to any declared tender rigging including blacklisting.

Z5 Protection of Personal Information Act

Z5.1

The Employer and the Contractor are required to process information obtained for the duration of the Agreement in a manner that is aligned to the Protection of Personal Information Act.

C1.2 Contract Data

Part two - Data provided by the Contractor

The tendering *Contractor* is advised to read both the NEC3 Engineering and Construction Contract - June 2005 (with amendments June 2006 and April 2013) and the relevant parts of its Guidance Notes (ECC3-GN) in order to understand the implications of this Data which the tenderer is required to complete. An example of the completed Data is provided on pages 156 to 158 of the ECC3 Guidance Notes.

Completion of the data in full, according to Options chosen, is essential to create a complete contract.

Clause	Statement	Data
10.1	The <i>Contractor</i> is (Name):	
	Address	
	Tel No.	
	Fax No.	
11.2(8)	The <i>direct fee percentage</i> is	%
	The <i>subcontracted fee percentage</i> is	%
24.1	The <i>Contractor's</i> key persons are:	
	1 Name:	
	Job:	
	Responsibilities:	
	Qualifications:	
	Experience:	
	2 Name:	
	Job	
	Responsibilities:	
	Qualifications:	
	Experience:	
		CV's (and further key persons data including CVs) are appended to Tender Schedule entitled.



B	Priced contract with bill of quantities	
11.2(21)	The <i>bill of quantities</i> is in	Part C2 Pricing Data
11.2(31)	The tendered total of the Prices is (in figures) (in words), excluding VAT

B	Priced contract with bill of quantities	Data for the Shorter Schedule of Cost Components		
41 in SSCC	The percentage for people overheads is:	%		
21 in SSCC	The published list of Equipment is the last edition of the list published by			
	The percentage for adjustment for Equipment in the published list is	% (state plus or minus)		
22 in SSCC	The rates of other Equipment are:	Equipment	Size or capacity	Rate
61 in SSCC	The hourly rates for Defined Cost of design outside the Working Areas are	Category of employee		Hourly rate
62 in SSCC	The percentage for design overheads is	%		



63 in SSCC	The categories of design employees whose travelling expenses to and from the Working Areas are included in Defined Cost are:	
---------------	--	--

PART C2: PRICING DATA

Document reference	Title	No of pages
	Cover Page	1
C2.1	Pricing instructions: Option B	2
C2.2	The <i>bill of quantities</i>	9

C2.1 Pricing instructions: Option B

1. The conditions of contract

1.1. How the contract prices work and assesses it for progress payments

Clause 11 in NEC3 Engineering and Construction Contract, June 2005 and 2013 (ECC) Option B states:

Identified and defined terms	11	
	11.2	(21) The Bill of Quantities is the <i>bill of quantities</i> as changed in accordance with this contract to accommodate implemented compensation events and for accepted quotations for acceleration.
		(22) Defined Cost is the cost of the components in the Shorter Schedule of Cost Components whether work is subcontracted or not excluding the cost of preparing quotations for compensation events.
		(28) The Price for Work Done to Date is the total of <ul style="list-style-type: none">• the quantity of the work which the <i>Contractor</i> has completed for each item in the Bill of Quantities multiplied by the rate and• a proportion of each lump sum which is the proportion of the work covered by the item which the <i>Contractor</i> has completed. Completed work is work without Defects which would either delay or be covered by immediately following work.
		(31) The Prices are the lump sums and the amounts obtained by multiplying the rates by the quantities for the items in the Bill of Quantities.

This confirms that Option B is a re-measurement contract and the bill comprises only items measured using quantities and rates or stated as lump sums. Value related items are not used. Time related items are items measured using rates where the rate is a unit of time.

1.2. Function of the Bill of Quantities

Clause 55.1 in Option B states, "Information in the Bill of Quantities is not Works Information or Site Information". This confirms that instructions to do work or how it is to be done are not included in the Bill, but in the Works Information. This is further confirmed by Clause 20.1 which states, "The *Contractor* Provides the Works in accordance with the Works Information". Hence the *Contractor* does **not** Provide the Works in accordance with the Bill of Quantities. The Bill of Quantities is only a pricing document.

1.3. Guidance before pricing and measuring

Employers preparing tenders or contract documents, and tendering contractors are advised to consult the sections dealing with the bill of quantities in the NEC3 Engineering and Construction Contract (June 2005) Guidance Notes before preparing the *bill of quantities* or before entering rates and lump sums into the *bill*.

Historically bill of quantities based contracts in South Africa have been influenced by the different approaches of the civil engineering and building sectors of the industry through their respective discipline based standard forms of contract and methods of measurement. This is particularly apparent in the approach to the Preliminary and General bill. On the other hand, because ECC caters for a number of disciplines in the same contract, including electrical works, a different approach not currently found in local methods of measurement to the Preliminary & General bill items may have been used.

The NEC approach to the P & G bill assumes use will be made of method related charges for Equipment applied to Providing the Works based on durations shown in the Accepted Programme, fixed charges for the use of Equipment that is required throughout the construction phase, time related charges for people working in a supervisory capacity for the period required, and lump sum charges for other facilities or services not directly related to performing work items typically included in other parts of the bill.

2. Measurement and payment

2.1. Symbols

The units of measurement described in the Bill of Quantities are metric units abbreviated as follows:

Abbreviation	Unit
%	percent
h	hour
ha	hectare
kg	kilogram
kl	kilolitre
km	kilometre
km-pass	kilometre-pass
kPa	kilopascal
kW	kilowatt
l	litre
m	metre
mm	millimetre
m ²	square metre
m ² -pass	square metre pass
m ³	cubic metre
m ³ -km	cubic metre-kilometre
MN	meganewton

MN.m	meganewton-metre
MPa	megapascal
No.	number
Prov sum ¹	provisional sum
PC-sum	prime cost sum
R/only	Rate only
sum	Lump sum
t	ton (1000kg)
W/day	Work day

2.2. General assumptions

- 2.2.1. Unless otherwise stated, items are measured net in accordance with the drawings, and no allowance has been made in the quantities for waste.
- 2.2.2. The Prices and rates stated for each item in the Bill of Quantities shall be treated as being fully inclusive of all work, risks, liabilities, obligations, overheads, profit and everything necessary as incurred or required by the *Contractor* in carrying out or providing that item.
- 2.2.3. Clause 63.13 in Option B provides that these rates and Prices may be used as a basis for assessment of compensation events instead of Defined Cost.
- 2.2.4. Where this contract requires detailed drawings, designs or other information to be provided, and no rates or prices are included in the *bill* specifically for such matters, then the *Contractor* is deemed to have allowed for all costs associated with such requirements within the tendered rates and Prices in the Bill of Quantities.

¹ Provisional Sums should not be used unless absolutely unavoidable. Rather include specifications and associated bill items for the most likely scope of work, and then change later using the compensation event procedure if necessary. This is because tenderers cannot programme effectively for unknown scopes of work

- 2.2.5. An item against which no Price is entered will be treated as covered by other Prices or rates in the *bill of quantities*. If a number of items are grouped together for pricing purposes, this will be treated as a single lump sum.
- 2.2.6. The quantities contained in the Bill of Quantities may not be final and do not necessarily represent the actual amount of work to be done. The quantities of work assessed and certified for payment by the *Project Manager* at each assessment date will be used for determining payments due and not the quantities given in the Bill of Quantities.
- 2.2.7. The short descriptions of the items of payment given in the *bill of quantities* are only for the purposes of identifying the items. More detail regarding the extent of the work entailed under each item is provided in the Works Information.

2.3. Departures from the method of measurement

N/A

Amplification of or assumptions about measurement items

N/A

Bill of Quantities (BOQ)
PART C2.2: BILL OF QUANTITIES

**BIDDERS TO NOTE THAT ALL PRICING MUST BE COMPLETED IN THE ESUPPLIER PORTAL,
ELECTRONIC PRICING. NO PAPER PRICING SCHEDULE SHOULD BE ACCEPTED.**

PART C3: SCOPE OF WORK

Document reference	Title	No of page
C3.1	This cover page	1
	Employer's Works Information	1
Total number of pages		2

C3.1 EMPLOYER'S WORKS INFORMATION

(SEE ATTACHED BID SPECIFICATIONS)



1TRANSNEr
freight rail

A Division of Transnet Limited

ENGINEERING & TECHNOLOGY TECHNOLOGY MANAGEMENT

SPECIFICATION

INDOOR, MEDIUM VOLTAGE METAL ENCLOSED SWITCHGEAR AND CONTROL GEAR IN ACCORDANCE WITH IEC 62271-200

Author: Engineering Technician
Technology Management L.N Makhathini

Approved: Senior Engineer
Technology Management LO. Borchard

Authorised: Principal Engineer
Technology Management S.E Sibande

Date: 30 August 2017

Circulation Restricted To:

Transnet Freight Rail
Transnet and Relevant Third Parties

© This document as a whole is protected by copyright. The information herein is the sole property of Transnet Ltd. It may not be used, disclosed or reproduced in part or in whole in any manner whatsoever, except with the written permission of and in a manner permitted by the proprietors.

DOCUMENT HISTORY:**SPECIFICATION BBB 4182 INDOOR, MEDIUM VOLTAGE METAL ENCLOSED SWITCHGEAR AND CONTROL GEAR IN ACCORDANCE WITH IEC 62271-200**

Dates Amended	Author	Amendments
03/03/2011	S P Rikhotso	From old specification to version 3
08/09/2014	L Makhathini	<ul style="list-style-type: none"> • Formatting • Added 11.1.3. Sensitive earth fault relay shall be installed for switchgear feeding transmission lines, as per appendix1. • Added 11.3.7. Auto-reclose relay shall be compulsory for switchgear feeding transmission lines. • Added 21.0. METAL ENCLOSURES (PANELS) • Added 21.1. Design • Added 21.2. Busbar • Removed 11.4 Bus bar frame leakage protection
24/07/2017	L Makhathini	<ul style="list-style-type: none"> • Added 11.1.2.The relay must be set in such a manner that when the breaker has operated two (2) times under fault condition (Hi-set over current and earth fault) within one (1) hour, the breaker would trip for the 3rd time and lockout, and the manual reset would be required. This would be considered for incomers and act as the secondary protection for transmission line panels where auto reclose function has been disabled. • Added 11.4.2.The sensor should not be triggered by any light such as sunlight, touch, bulb etc. except an arc. • Added 11.4.3.The sensor and its cabling must be placed in a way that in the event of vibration it does not fall into the chamber. • Added 11.4.4.A sensor using fibre optic may be used to eliminate the clearance concerns and to cover as much chamber space as possible.

1.0. SCOPE

- 1.1. This specification cover's TFR's requirements for the supply of indoor three phase medium voltage metal enclosed switchgear and controlgear.

2.0. STANDARDS AND PUBLICATIONS

The latest version of the following publications and standards are referred herein.

2.1. INTERNATIONAL ELECTROTECHNICAL COMMISSION (IEC)

(The * means, also SANS available)

IEC 60044-1*	Instrument transformer Part 1: Current Transformer
IEC 60044-2*	Instrument transformer Part 2: Inductive voltage transformer
IEC 60051	Direct acting indicating analogue electrical measuring instruments and their accessories.
IEC 60243-1	Electrical strength of insulating materials – Test methods – Part 1 Tests at power frequencies.
IEC 60255-5	Electrical Relays: Part 5: Insulation coordination for measuring relays and protection equipment – Requirements and tests
IEC 60282-1*	High-voltage – Current limiting fuses
IEC 60529*	Degrees of Protection provided by enclosures (IP code)
IEC 60947-5-1*	Low-voltage switchgear and control gear Part 5-1. Control circuit devices and switching elements. Electromechanical control circuit devices.
IEC 61000-4	Electromagnetic compatibility Part 4:- Testing and measuring techniques
IEC 62053-21	Electricity metering. Part 21
IEC 62271-100*	High Voltage alternating current (AC) circuit breaker.
IEC 62271-102*	Alternating current disconnectors and earthing switches.
IEC 62271-105*	Alternating current (AC) switch-fuse combinations.
IEC 62271-200*	AC metal enclosed switchgear and controlgear for rated voltages above 1kV and up to and including 52kV.

2.2. SOUTH AFRICAN SATNDARDS (SANS)

SANS 156	Moulded-case circuit breaker
SANS 1091	National colour standards for paint.
SANS 1274	Coatings applied by powder for paint.
SANS 1507	Electrical cables with extruded solid dielectric insulation for fixed installations. (300V/550V-1,900V/3,300V) Part 1: General

2.3. TRANSNET FREIGHT RAIL (TFR)

BBD 7524	Switching & Lightning Surges protection system for a low voltage equipment installed in substation.
BBD 8946	Testing, setting and operation of a rogowski coil.
CEE.0224	Drawings, catalogues, instruction manuals and spares list for electrical equipment supplied under contracts.

3.0. APPENDICES

The following appendices form an integral part of this specification and shall be read in conjunction with it.

- 3.1. Appendix 1: "Schedule of requirements" - to be filled in by Transnet Freight Rail (Client).
 3.2. Appendix 2: "Technical Data Sheet" – to be furnish by tenders.
 3.3. Appendix 3: "Tests conducted on the switchgear"

4.0. TENDERING PROCEDURE

- 4.1. Tenderers shall indicate clause by clause compliance with this specification. This shall take the form of a separate document listings all the specification clause numbers the individual statement of compliance or non-compliance.
- 4.2. The tenderer shall motivate a statement of non-compliance.
- 4.3. Tenderers shall complete Appendix 2. "Technical Data Sheet".
- 4.4. Tenderers shall submit descriptive literature consisting of detailed technical specifications, general constructional details and principal dimensions, together with clear illustrations of the equipment offered.
- 4.5. Failure to comply with clauses 4.1, 4.2, 4.3 and 4.4 could preclude a tender from consideration.

5.0. SERVICE CONDITIONS

5.1. ATMOSPHERIC CONDITIONS

The equipment shall be designed and rated for installation and continuous operation under the following conditions:

Altitude	: 0 to 1,8m above sea level
Ambient temperature	; -5°C to +55°C
Relative Humidity	: 10% to 90%
Lightning Conditions	: Up to 20 ground flashes per square kilometre per annum
Pollution	: Heavily salt laden or polluted with smoke from industrial sources

5.2. ELECTRICAL CONDITIONS

The nominal operational conditions are specified in clauses 1.3, 4.1 and 6.0 of Appendix 1.

5.3. MECHANICAL CONDITIONS

The switchgear is installed in close proximity to railway tracks and be subjected to vibration.

6.0. GENERAL REQUIREMENTS OF SWITCHGEAR AND CONTROLGEAR

- 6.1. The switchgear and controlgear shall be designed, manufactured and tested in accordance with IEC 622171-200.
- 6.2. The design of the equipment shall be make provision for the safety of the persons concerned in the normal operation and maintenance of the equipment.
- 6.3. The equipment shall be capable to operate under full load and fault conditions.
- 6.4. It shall not be possible to manually operate the circuit breaker unless it is in the "service" or "earthed" position.
- 6.5. The switchgear and controlgear shall be of the following:
 - Withdrawable vacuum interrupted switchgear and controlgear.
 - Non-withdrawable SF6 gas insulated vacuum interrupted switchgear and controlgear.

7.0. WITHDRAWABLE VACUUM INTERRUPTED SWITCHGEAR AND CONTROLGEAR

- 7.1. It shall not be possible to rack in the circuit breaker unless the truck is properly located in the correct position.
- 7.2. Position indication shall be provided to mechanically/manually indicate the position of the withdrawable circuit breakers, disconnectors and earthing devices, and fuse combinations, i.e. racked-in, racked-out (isolated), earthed, on/off. The indication shall be readily visible from the front of each panel.
- 7.3. Shutters from free fall design shall be provided to cover the "Busbar" and "Circuit" high-voltage sockets into which the contacts of the circuit breaker engages. These shutters shall automatically cover the sockets with a positive action when the switchgear is withdrawn.

-
- 7.4. Facilities of independently padlocking each shutter in the closed position shall be provided.
 - 7.5. Busbar shutters shall be red (colour A11 in SANS 1091) and shall be clearly marked "Busbars".
The "Circuit"
 - 7.6. The withdrawable circuit breaker shall be mounted on a transporting truck device, and fitted with wheels.
 - 7.7. Flexible test rigs/cables shall be provided for testing the operation of the circuit breaker when fully withdrawn from the panels.

8.0. NON-WITHDRAWABLE SF6 GAS INSULATED VACCUM INTERRUPTED SWITCHGEAR AND CONTROLGEAR.

- 8.1. Live parts, switching functions and vacuum interrupters shall be housed in a completely sealed stainless steel tank.
- 8.2. The steel tanks shall be fitted with gas pressure densimeters provided with alarm contacts for low gas conditions. Low SF6 gas pressure for gas insulated vacuum interrupted switchgear shall trip the switchgear.
- 8.3. Position indication shall be provided to mechanically/manually indicate the position of the non-withdrawable circuit breakers, disconnectors and earthing switches and fuse combinations, i.e. on/off and earthed (isolated). The indication shall be readily visible from the front of each panel.
- 8.4. The sealed stainless tank, housing the live high voltage switching equipment shall be safe to touch.
- 8.5. All components doors giving direct access to high voltage equipment shall be mechanically and electrically interlocked so that the doors cannot be opened whilst the equipment is live.
- 8.6. A visible voltage detection system shall be supplied to verify safe isolation from supply during switching and maintenance operations.

9.0. SWITCHING DEVICES -: WITHDRAWABLE AND NON-WITHDRAWABLE

9.1. GENERAL

- Switching device shall be ganged triple-pole construction.
- 9.1.1. Motors used for spring charging or other applications shall be protected by thermal overload and low voltage circuit protection.
 - 9.1.2. Where motor driven operation is supplied, interlocking shall be provided to prevent three position switch-disconnectors from being switched from the closed position directly to the earthed position.
 - 9.1.3. It shall be possible to manually charge the spring-operated mechanism.
 - 9.1.4. A mechanical operated device shall indicate whether the spring is charged or free and this shall be visible without opening the operating cubicle doors.
 - 9.1.5. The spring release coil shall be suitable for operation from the substation battery supply, which can vary from 80% to 120% of the stated nominal voltage.
 - 9.1.6. It shall be possible to control the spring close/open mechanism from local/remote source depending on the position of the "local/remote" selector switch.
 - 9.1.7. Tripping shall be by means of shunt trip coils.
 - 9.1.8. A minimum of two normally open normally closed auxiliary contacts shall be provided on each switching device. The spare contacts shall be wired to a terminal strip in the panel. For withdrawable switchgear and controlgear auxiliary plugs and sockets shall be used.
 - 9.1.9. Each individual switching device panel shall be fitted with "close" and "open" controls.
 - 9.1.10. Where "close" and "open" pushbuttons protrude to the outside of the panel they shall be shrouded.

9.2. CIRCUIT BREAKER

- 9.2.1. The circuit breaker shall be designed, manufactured and tested in accordance with IEC 62271-100.
- 9.2.2. Only Vacuum interrupters shall be used.

-
- 9.2.3. Circuit breakers shall be equipped with trip-free closing mechanisms. An electrical manual closing mechanism shall be provided for maintenance purposes.
 - 9.2.4. Presrting and chopping current shall be kept to a minimum. The tenderer shall give full details regarding these characteristics at the time of tendering.
 - 9.2.5. The first pole clear factor shall be 1.5.
 - 9.2.6. The making time shall not be greater than 100 milliseconds.
 - 9.2.7. The breaking time shall not be greater than 40 milliseconds.
 - 9.2.8. If a direct means of indicating contact wear and the necessity for replacement is not provided in withdrawable switchgear, a concise description of how this can be determined shall be provided on a label permanently fixed to the switchgear or switch panel.
 - 9.2.9. Where remote pendant control system for the opening and closing of the circuit breaker is required, the design of the system shall be in conjunction with TFR staff.

9.3. FUSE-SWITCH COMBINATIONS

- 9.3.1. Fuse-switch combinations shall be designed, manufactured and tested in accordance with IEC 602271-105.
- 9.3.2. The switches shall be of the load break-fault make type.
- 9.3.3. Undervoltage releases shall not be fitted.
- 9.3.4. Fuse-switch combinations shall be fitted with striker pins for automatic tripping purposes.
- 9.3.5. High Rupturing Capacity (HRC) fuses used shall be in accordance with IEC 60282-1.

9.4. DISCONNECTORS (ISOLATORS) AND EARTHING SWITCHES

- 9.4.1. Disconnectors and earthing switches shall be designed, manufactured and tested in accordance with IEC 602271-102.
- 9.4.2. Earthing switches shall be of the fault make type.
- 9.4.3. The operation mechanism shall be positioned on the front of the panel and lockable in all switching positions.
- 9.4.4. The operation of the disconnectors shall be manually operated.
- 9.4.5. Reliable mechanical indication of these positions shall be visible from the front of the panel.
- 9.4.6. A notice with the following inscription shall be provided adjacent to the operating mechanism:-
“DO NOT OPERATE UNDER LOAD CONDITION”

10.0. PROTECTION SYSTEM

- 10.1. The protection relays shall be designed, manufactured and tested in accordance with IEC 60255-5.
- 10.2. The contractor shall be responsible for the design, supply and installation of the protection system. In the event of any discrepancies or disputes concerning the protection, Transnet freight Rail (TFR) reserves the right to final decision. TRF will provide the settings for the protection system.
- 10.3. The protection system shall be submitted to Transnet Freight Rail for approval.
- 10.4. Protection relays shall be supplied as specified in Appendix 1. (Protection schedule).
- 10.5. The protection relays shall be flush mounted and shall be contained in a dust-proof metal case. The degree of protection of the relay enclosure shall be IP 34 in accordance with IEC 60529.
- 10.6. The protection relays shall be capable of being reset without the necessity for opening the case.
- 10.7. It shall not be possible to operate any relay by hand to trip without opening the case.
- 10.8. The protection relays shall unless otherwise approved be provided with double contacts independent of each other, for controlling duplicate tripping circuits if necessary.
- 10.9. High speed tripping relays shall be self-latching and unless otherwise specified, the coil circuit shall be broken by self-contained contacts.

-
- 10.10. Relays used for master tripping shall be of the electromechanical type which can only be reset manually.
 - 10.11. Protection relays used shall be continuously rated for the rated current setting.
 - 10.12. The protection relays shall have reset flag indication on each element, save for fuse switch combination protective systems.
 - 10.13. The relays shall have an additional set of normally open contacts for remote indication of the relay operation. These contacts shall be capable of handling 50W in the range of 24 to 110V DC, and shall be wired to a terminal strip at the back of the panel.
 - 10.14. The protection settings of the relays shall be menu driven and it shall be possible to manually program the protection relays from the front of the panel and by means of computer equipment if required.
 - 10.15. Suitable surge protection shall be provided across the relay supply voltage to protect the electronic relays from incoming voltage transients. The surge protection shall be in accordance with BBD 7524.
 - 10.16. Where multi-function, micro-processor protection relays are supplied they shall provide protection, measuring, supervisory and basic control functions.
 - 10.17. It shall be possible to configure the relays for applications specific for TRF protection systems.
 - 10.18. The relays shall comply with IEC 61000-4 for electrostatic discharge tests.

USER INTERFACE

- 10.19. The user interface and menu shall be in English.
- 10.20. A display shall be provided for input data maintenance information and reporting functions.
- 10.21. Alarm indication shall be provided on the front cover of the relay.

DATA COMMUNICATION

- 10.22. Where specified, data communication shall be possible between the protection relay(s) and remote transmission or supervisory equipment. SCADA (Supervisory and Data Acquisition) equipment.
- 10.23. Transnet Freight Rail shall be consulted for a decision on the compatibility of the protocol offered with the existing telecontrol system in the substations.

PROTECTION RELAYS FUNCTIONALITY

The clauses below cover the requirements for multifunction or individual relays.

- 10.24. The protection relays shall function with one-Ampere or five-Ampere secondary (1:5) windings of current transformer or with Rogowski coil sensor in accordance with BBD 8946.
- 10.25. The relays shall be provided with self monitoring "watchdog" facilities. Automatic tests shall be performed on start up and on a cyclic self monitoring process. Both software and hardware shall be monitored for errors.
- 10.26. Access to the relay settings shall be password protected to prevent casual access to the relay control

11.0. PROTECTION RELAYS

11.1. OVERCURRENT AND EARTH FAULT RELAYS

- 11.1.1. Inverse Definite Minimum Time (I.D.M.T) overcurrent and earth fault relays shall be of the microprocessor protection type having adjustable operating settings for standard, very or extreme inverse current/time characteristics. The relays shall incorporate an adjustable high-set element for definite time operation.
- 11.1.2. The relay must be set in such a manner that when the breaker has operated two (2) times under fault condition (Hi-set over current and earth fault) within one (1) hour, the breaker would trip for the 3rd time and lockout, and the manual reset would be required. This would be considered for incomers and act as the secondary protection for transmission line panels where auto reclose function has been disabled.
- 11.1.3. Sensitive earth fault relays shall be of the microprocessor protection type and have a current setting of 0.5 percent – 8 percent and an operating time adjustable from 1-99 seconds.
- 11.1.4. Sensitive earth fault relay shall be installed for switchgear feeding transmission lines, as per appendix1.

11.2. DIFFERENTIAL PILOT WIRE FEEDER PROTECTION

- 11.2.1. Only those systems, which do not require the use of, screened pilot wires and which utilise current transformers with earthed secondary windings will be considered.

-
- 11.2.2. The relays incorporate for this system shall:-
 - 11.2.2.1. Have minimum settings not exceeding 90 percent for phase faults and 40 percent for earth faults where 100 percent corresponds to rated secondary current.
 - 11.2.2.2. Provide “instantaneous” tripping.
 - 11.2.2.3. Be compensated for any inherent out-of-balance in the current transformer supplied and shall be automatically biased against tripping on through faults.
 - 11.2.3. It shall be the responsibility of the tenderer to ensure that the transformer and relays supplied will match exactly the equipment installed at the other end of the cable to be protected and that the whole protection system will be stable on through-faults but will operate satisfactory on feeder faults.

11.3. AUTO_RECLOSE RELAY

- 11.3.1. This system shall consist of instantaneous and time lag over-current and earth fault relays and auto-reclosing relay.
- 11.3.2. After a preselected number of times if the fault remains the auto-reclosing relay will lock-out.
- 11.3.3. If the fault clears during the reclosing cycle the auto-reclosing relay shall reset to initial condition.
- 11.3.4. The relay shall be provided with the following functions:-
 - 11.3.4.1. The facility to select the number and sequence of the instantaneous and of the delayed trips which form the reclosing cycle, up to at least 4.
 - 11.3.4.2. Adjustable setting to set the duration of the time interval between the tripping and reclosing in the range 0-30 seconds.
 - 11.3.4.3. Adjustable setting to set the definite minimum time of the delayed tripping between 0-10 seconds.
- 11.3.5. The auto-reclosing system shall be provided with a non resettable cumulative operation counter.
- 11.3.6. The auto-reclosing system shall be inhibited in the event of a sensitive earth fault operation.
- 11.3.7. Auto-reclose relay shall be compulsory for switchgear feeding transmission lines.

11.4. ARC/FLASH PROTECTION

- 11.4.1. The system shall consist of an arc/flash sensor in Bas bar chamber, Cable chamber and Circuit breaker chamber.
- 11.4.2. The sensor should not be triggered by any light such as sunlight, touch, bulb etc. except an arc.
- 11.4.3. The sensor and its cabling must be placed in a way that in the event of vibration it does not fall into the chamber.
- 11.4.4. A sensor using fibre optic may be used to eliminate the clearance concerns and to cover as much chamber space as possible.
- 11.4.5. A master trip relay shall be incorporated in circuitry so that when energised by the operation of the arc protection relay it shall trip all the switching devices and inhibit them from been closed form remote until the manual resetting of the master trip relay.
- 11.4.6. The master trip relay shall be a mechanical latched relay with flags and manual reset.
- 11.4.7. Instantaneous earth fault protection to isolate only the faulty section of a sectionalised busbar panel.
- 11.4.8. This system shall consist of individual zone relays, which shall trip all switching devices in their respective zones to isolate the fault from all sources of supply.
- 11.4.9. The bus-section switching device shall be a separate zone.
- 11.4.10. Insulating material between zones and earth shall be high grade non-deteriorating and non-hygroscopic, at least 2mm thick cut to size and ready for installation.
- 11.4.11. The insulating material shall have an electric strength of not less than 4 kV when tested in accordance with IEC 60243-1 for 1 minute.
- 11.4.12. The insulating material required for the installation of the switchgear, shall be supplied with the switchgear panels.

11.5. TRANSFORMER PROTECTION

(3 phase, 2 winding power transformer)

11.5.1. OVER-CURRENT AND EARTH-FAULT PROTECTION

11.5.1.1. The relay shall consist of the following elements:-

- two extremely inverse definite minimum time lag over-current elements,
- two high set instantaneous over-current elements with low transient over each characteristic,
- one extremely inverse definite minimum time lag earth fault element.

11.5.2. RESTRICTED EARTH FAULT PROTECTION

11.5.2.1. The relay shall:-

- be of the high impedance instantaneous type,
- be fitted with low pass filter or be tuned to 50 Hz,
- stability on through fault shall be maintained up to the fault rating of the switchgear,
- sensitivity shall be equal to the rated current of the current transformer.

11.5.2.2. The successful tenderer shall supply the current transformer for installation in the neutral connection of the power transformer.

11.5.2.3. The insulation rating of the neutral current transformer shall be of withstanding the power frequency withstand test specified in IEC 60044-1 for electrical equipment with a rated insulation level for the highest voltage of 12kV.

11.5.2.4. The tenderer shall advise the maximum lead burden.

11.5.2.5. Should the current transformer be installed by others the Contractor shall be responsible for the correct operation of the restricted earth fault protection system.

11.5.3. BIASED DIFFERENTIAL PROTECTION

11.5.3.1. The relay shall:-

- have a high speed characteristic,
- be biased to provide stability during through faults,
- not be operated by normal magnetising inrush current.

11.5.3.2. Current transformer for the higher voltage winding of the power transformer will be installed by others but the tenderer shall advise the maximum lead burden.

11.5.4. OVER TEMPERATURE, GAS DETECTION AND OVERPRESSURE PROTECTION

11.5.4.1. Circuit breakers controlling transformers shall be provided with the instantaneous trip auxiliary relays with mechanical flags for indication purposes.

11.5.4.2. The relays for winding temperature shall trip and inhibit the reclosing of the circuit breaker until the winding temperature of the transformer has cooled down sufficiently for the relay to reset by itself.

11.5.4.3. The relays for the transformer Bucholz shall trip and inhibits the reclosing of the circuit breaker until Bucholz relay has been reset manually.

11.5.5. TANK - EARTH PROTECTION

11.5.5.1. The circuit breaker panel shall be provided with an instantaneous type relay.

11.5.5.2. The current transformer associated with the above relay for installation between the transformer tank and earth shall be supplied loose to Transnet Freight Rail when called for in APPENDIX 1.

12.0. INDICATING INSTRUMENTS

- 12.1. AI, indicating instruments shall be of the analogue type and shall comply with the requirements of IEC 60051.
- 12.2. All indicating instruments shall:-
- be flush-mounted and dustproof. The degree of protection shall be IP 34 in accordance with IEC 60529,
 - have a minimum a scale length of not less than 85mm,
 - have a minimum accuracy class of 2.5,
 - be marked with the ratios of the associated current and/or voltage transformers.
- 12.3. The ammeter full-scale deflection shall be the first standard value above the normal primary current rating of the associated current transformers.
- 12.4. Voltmeter full-scale deflection shall indicate nominal voltage at approximately 75 percent of the scale length and shall be marked with a red line.
- 12.5. Maximum demand ammeters shall be of the 15-minute thermal type and shall be integrated with the marking ammeters.

13.0. ENERGY METERS

- 13.1. Energy meters shall comply with the requirements specified in IEC62053-21.
- 13.2. Suitable surge protection shall be provided across the low voltage supplies for the energy meters in accordance with BBD7524 version 1.

14.0. CURRENT TRANSFORMERS

- 14.1. Current transformers shall be designed, manufactured in accordance with IEC 60044-1.
- 14.2. The current transformers shall have the following accuracies:-
- Indicating instruments : Class 3
 - Metering : Class 0.5
 - Protective systems : Class 10P
- 14.3. Ring type current transformers shall have separate insulation between live conductors of the main circuit and inner surface of the current transformers.

15.0. VOLTAGE TRANSFORMER

- 15.1. All voltage transformers shall be designed, manufactured and tested in accordance with IEC 60044-2.
- 15.2. Voltage transformer secondaries shall have the following minimum accuracy:
- Metering : Class 0.5
 - Indicating Instrument : Class 3
 - Protective systems : Class 6P
- 15.3. The secondary winding of the voltage transformer shall be provided with fuses.
- 15.4. Phase or neutral earthing of the secondary winding through a removable link shall be provided. No fuses or miniature circuit breaker shall be fitted in this connection to earth.
- 15.5. The burden shall be suitable for the connected load but shall not be less than 50VA per phase.

16.0. REMOTE CONTROL OF ELECTRICAL SWITCHGEAR

- 16.1. Remote control of electrical switchgear shall be equipped with circuits and wired up for the remote open and close operation and indication from the "Centralised Electrical Control Office".
- 16.2. The circuits shall include the following:-

-
- A minimum of one set of normally open (N/O) and normally closed (N/C) auxiliary contacts to indicate the “open” or “closed” condition of the switching device and for the closing and tripping operations.
 - All remote circuits shall be wired to a terminal strip at the back of the panel.
 - A selector switch on the front of the panel to select between “local” and “remote” operation.

17.0. CLOSING AND TRIPPING SUPPLIES

- 17.1. Battery voltage closing and tripping shall be utilised unless otherwise specified.
- 17.2. The battery and battery charging unit shall comply with requirements of Transnet Fright Rail’s (TFR) specification No.CEE.0085.
- 17.3. The preferred battery supply voltage for the switchboard is 110V DC unless otherwise specified.
- 17.4. A battery undervoltage relay shall be provided. The relay shall be adjustable between 80% and 100% of the nominal battery supply voltage. Hysteresis adjustment shall be incorporated.
- 17.5. In the event of low voltage or no battery voltage, the battery undervoltage relay shall trip and inhibit the reclosing of all the circuit breakers.

18.0. TEST TERMINAL BLOCKS

- 18.1. Readily accessible, suitably enclosed test terminal blocks as shown on drawing CEE-PA-13 shall be provided on the front panel of each switch unit for the purposes of testing all protective systems.
- 18.2. Test terminal blocks need not be provided for the frame protection systems if the associated current transformers are mounted externally.
- 18.3. The test block shall be wired to the protective relays and associated current transformer as indicated in the typical connection drawing CEE-PA-56.

19.0. CONTROL SWITCHES

- 19.1. All control switches shall be designed, manufactured and tested in accordance with IEC 60947-5-1.
- 19.2. Rotary pistol grip switches or push buttons shall be used on electrically operated switching devices and accidental trip or close of circuit should be prevented.
- 19.3. The electrical and mechanical endurance of the control switches shall be not less than 100 000 operations.
- 19.4. A remote dependent control switch (chicken switch) shall be incorporate on all parts, complete with 15m cable per substation.

20.0. MOULDED-CASE CIRCUIT BREAKERS

- 20.1. The moulded-case circuit breaker shall be designed, manufactured and tested in accordance with SANS 156.

21.0. METAL ENCLOSURES (PANELS)

21.1. DESIGN

- 21.1.1. The switchgear and controlgear panels shall be modular, free standing, metal clad, cubicle type with a minimum thickness of 2mm
- 21.1.2. All panels shall be so constructed to ensure interchangeability of all components of the same type between different panels.
- 21.1.3. The switchgear and controlgear panels shall be bolted together to form a continuous, self-supporting and self-contained switchgear and controlgear board of uniform appearance.
- 21.1.4. The switchboards shall be of the indoor, totally enclosed, floor mounted and fully extendable.
- 21.1.5. The switchboards shall be vermin proof.
- 21.1.6. All removable covers shall be secured by means of bolts and nuts. Nuts shall be either welded in position or secured by means of a mechanical fixing device. Self-tapping screws are not acceptable.

-
- 21.1.7. Provision shall be made for lifting or slinging of each panel.
 - 21.1.8. The design of the panels shall allow easy access to current transformers and cable terminations. The removal and replacement shall be able to be carried out in situ.
 - 21.1.9. The high-voltage and low-voltage equipment shall be housed in separate compartments.
 - 21.1.10. Entry through barriers between cubicles shall be via purpose designed bushings.
 - 21.1.11. Degree of protection of persons against hazardous approach to live busbar shall be IP3X as recommended in IEC 60529.
 - 21.1.12. The panels shall be built to withstand internal faults. Upwards venting shall be provided for withdrawable switchgear.
 - 21.1.13. Vent outlets shall be suitably designed to prevent accidental inward opening.
 - 21.1.14. The rated insulation levels shall be in accordance with IEC 62271-200.
 - 21.1.15. Where panel doors are fitted, stops shall provided to prevent over swing when opening to prevent interference with adjacent panels. The panel doors shall be suitably reinforced to prevent distortion when open.
 - 21.1.16. Adequate openings between panels shall be provided for any interconnecting wiring.
 - 21.1.17. The openings shall have PVC grommets to protect the wiring from being damaged.
 - 21.1.18. Where two or more panels are bolted together they shall be bonded by a 25mm x 6mm copper busbar.
 - 21.1.19. All protection relays, indicating lights, indicating instruments, control switches and pushbuttons shall be visible without opening doors where fitted on the control panel.
 - 21.1.20. The low-voltage switchgear and controlgear shall be in accordance with IEC60947-5-1.
 - 21.1.21. Thermostatic controlled anti-condensation heaters shall be provided in the busbar and cable chambers.
 - 21.1.22. The wiring from the heater elements to terminals shall be high temperature insulation covered.

21.2. BUSBARS

- 21.2.1. All busbars shall be designed, manufactured, marked and tested in accordance with BS 159.
- 21.2.2. Busbars and droppers shall be made of copper and shall be of suitable cross sections with regard to temperature rise at the specified altitude and of sufficient mechanical strength for normal and fault conditions.
- 21.2.3. The busbars shall be fully encapsulated.
- 21.2.4. The busbars shall be contained in a separate compartment and shall be easily accessible.
- 21.2.5. There shall be no barriers down the busbar runs except on either side of the busbar section switch. Barriers shall not be used to provide mechanical support for busbars or connections.

22.0. LOW VOLTAGE WIRING

- 22.1. Low voltage wiring shall be a stranded copper conductor type and shall comply with SANS 1507.
- 22.2. Wiring shall be:
 - Numbered at the terminals using white non-split, PVC ferrule type markers with black lettering,
 - Terminated by means of compression lugs or soldering on terminal blocks or strips,
 - The minimum size of 1.5mm² for instrument or control circuits and 2.5mm² for current transformer circuits,
 - Heat-resistant from heaters to terminals,
 - Suitably strapped and enclosed in flexible conduit when looping from panels to doors,
 - Continuous without joints.
 - All DC wiring colours should be grey
 - All AC wiring should be according to SANS 10142
- 22.3. Current transformer star point on secondary windings shall be earthed in the immediate vicinity of the transformer as well as onto the main circuit earth.

23.0. NAMEPLATES AND LABELS

- 23.1. All nameplates and labels shall be in English and the lettering, shall be minimum height of 6mm.
- 23.2. Each switchgear and controlgear panel shall be fitted with a nameplate in conspicuous position indicating the following:-
- Maker's name
 - Maker's type number
 - Maker's serial number
 - Service voltage
 - Number of phases
 - Continuous rating
 - Rating kA seconds
- 23.3. Identical nameplate as that on all current and voltage transformers shall be mounted in a conspicuous position inside the protection relay compartment. The phase colour with which each current/voltage transformer is associated shall appear beneath each nameplate.
- 23.4. Engraved labels, showing panel designation shall be fitted to the front and rear of the fixed part of each cubicle and associated withdrawable equipment.
- 23.5. All control equipment, relays, terminal strips etc shall clearly marked in accordance with the wiring and schematic drawings.
- 23.6. Voltmeter labels shall state whether busbar or cable voltage is indicated.

24.0. PAINTING AND OTHER PROTECTIVE COATINGS

- 24.1. All equipment shall be power coated in accordance with specification SANS 1274.
- 24.2. The switchboard panels shall be painted light orange colour of B26 in accordance with SANS 1091.

25.0. TESTS

- 25.1. All equipment shall be tested as detailed in Appendix 3.

26.0. INSPECTION

- 26.1. Transnet Freight Rail (TFR) reserves the right to inspect the equipment at any stage during manufacture.

27.0. DRAWINGS AND INSTRUCTIONS

- 27.1. Drawings, instruction manuals and spares lists shall be supplied in accordance with TFR's specification CEE.0224.

28.0. TOOLS AND APPLIANCES

- 28.1. One set of special tools and appliances required for normal operation and maintenance of each installation shall be supplied.

29.0. SPARES

- 29.1. The tenderer shall state whether a complete range of spares is held in stock by their local representatives for subsequent purchase by Transnet Freight Rail, as and when required.
- 29.2. A detailed description of each item including manufacturer's catalogue for maintenance purposes.
- 29.3. The spares list shall be divided into two parts, one covering items likely to be used in a 12-month period and those likely to be used in a 10-year period.

30.0. PACKING

- 30.1. The equipment shall be packed in such a manner that it will be protected during handling and transport. The movement of instruments, meters and relays shall be protected against vibration damage during transit.

31.0. TRAINING

- 31.1. In the event of training or training courses being required the contractor shall submit a training plan for approval by Transnet Freight Rail (TFR).
- 31.2. The cost of training shall be included in the tenderer.

END

SCHEDULE OF REQUIREMENTS

(To be completed by the Client) (Project Manager)

A. SWITCHGEAR AND CONTROLGEAR

- Number of switching devices required :.....
- System voltage nominal voltage :.....
- Number of Phases :.....
- Frequency (Hz) :.....

1.0. NEUTRAL EARTHING

- 1.1. Unearthed :.....
- 1.2. Solidly earthed :.....
- 1.3. Reactance earthed :.....
- 1.4. Resistance earthed :.....

2.0. BATTERY SUPPLY

2.1. CLOSING SUPPLY

- Rated voltage :.....

2.2. TRIPPING SUPPLY

- Rated voltage :.....

3.0. BUSBARS

- 3.1. Rated nominal current :.....
- 3.2. **Dimensions:**
 - Width :.....
 - Thickness :.....

4.0. BUSBAR EARTING

Required; Yes/No

5.0. SPECIAL REQUIREMENTS FOR BUSBAR AERTHING

.....

6.0. REMOTE DEPENDANT CONTROL SYSTEM

SCHEDULE OF REQUIREMENTS

(To be completed by the Client) (Project Manager)

B. SWITCHING DEVICES

- 1.0. UNIT NUMBER. (Panel No.)** :
- Designation/ Drawing Number :
- Circuit Breaker :
- Fuse Switch combination :
- Disconnecter :
- Incoming or outgoing :
- If outgoing- destination :
- With-or-non-withdrawable :
- Rated Nominal Current :
- Rated Nominal circuit breaking current :
- Rated short time withstand current for disconnecter :
- Type and size of cable :
- Voltage Transformer ratio :

C. PROTECTION SCHEDULE

- UNIT NUMBER. (Panel No.)** :
- 1.0. OVERCURRENT**
- Number of elements :
- IDMT Curve :
- IDMT Extremely Inverse :
- High Set Instantaneous :
- Definite Time :
- 2.0. EARTH FAULT**
- Number of elements :
- IDMT Inverse :
- IDMT Extremely Inverse :
- High Set Instantaneous :
- Instantaneous :
- Definite Time :
- Sensitive Earth Fault :
- 3.0. AUTO RECLOSING** :
- 4.0. DIFFERENTIAL PILOT WIRE** :
- 5.0. TRANSFORMER**
- Restricted Earth Fault :
- Differential :
- Tank Earth :
- Gas Detection :
- Over Pressure :

APPENDIX 1

SCHEDULE OF REQUIREMENTS

(To be completed by the Client) (Project Manager)

TRANSFORMER (continues)

Winding Over Temperature :.....

Top Oil Temperature :.....

6.0 INTERTRIPPING :.....

7.0 OTHER :.....

8.0 SPECIAL REQUIREMENTS

.....

D. CURRENT TRANSFORMER

1.0. UNIT NUMBER (Panel No.) :.....

1.1. Overcurrent and Earth Fault
 Ratio :.....

1.2. Accuracy
 Limit Factor :.....
 Class :.....

1.3. Differential
 Pilot wire :.....
 Feeder Ratio :.....
 Class X :.....

1.4. FRAME LEAKAGE
 Ratio :.....
 Class of Accuracy :.....
 Accuracy Limit Factor :.....

1.5. Transformer Restricted Earth Fault
 Ratio :.....
 Class of Accuracy :.....
 Accuracy Limit Factor :.....

1.6. Transformer Differential Protection
 Higher Voltage Winding Ratio :.....
 Lower Voltage Winding Ratio :.....
 Class of Accuracy :.....
 Accuracy Limit Factor :.....

Tank Earth Protection
 Ratio :.....
 Class of Accuracy :.....
 Accuracy limit Factor :.....

SCHEDULE OF REQUIREMENTS

(To be completed by the Client) (Project Manager)

E. INSTRUMENT

- 1.0 UNIT NUMBER (Panel No.)** :
- Voltmeter :
- Frequency Meter :
- Ammeter :
- Ammeter Maximum Demand :
- Power Factor Meter :
- kWH Meter (if required) :
- Current Transformer Ratio :

2.0 SPECIAL REQUIREMENTS:

.....

.....

.....

APPENDIX 2

TECHNICAL DATAD SHEET

(To be completed by Tenderers)

1.0. SWITCHGEAR AND CONTROLGEAR

GENERAL

- 1.1. Makers' Name :
- 1.2. Designation Type :
- 1.3. Rated Voltage :
- 1.4. Rated Peak Withstand Current :
- 1.5. Rated Frequency :
- 1.6. Type of Insulating Medium :
- 1.7. Rated Insulation Level :

1.7.1. Impulse Withstand Voltage:

- a) To Earth and Between Phases :
- b) Across the isolating distance :

1.7.2. One Minute Power Frequency Withstand Voltage:

- a) To Earth and Between Phases :
- b) Across the isolating distance :

1.8. Degree of Protection

- a) For Covers :
- b) For Partitions :
- 1.9. Method of pressure relief :
- 1.10. Type Test Certificate No, and Name of Testing Authority:
.....

2.0. SWITCHING DEVICES

CIRCUIT BREAKER

- 2.1. Interrupting Medium :
- 2.2. Rated Frequency :
- 2.3. Rated Normal Current :

2.4. Rated Short Circuit Breaking Current

- a) Root Mean Value (RMS) :
- b) Percent DC Component :

- 2.5. Rated Making Current :
- 2.6. Rated Duration of Short Circuit :
- 2.7. Rated Operating Sequence :

2.8. Operating Mechanism

- a) Type of Closing Mechanism :
- b) Rated Supply of Closing Mechanism :
- c) Current required :
- d) Rated Supply Voltage of Shunt Opening release :

- 2.9. Number and Type of spare auxiliary contacts :

TECHNICAL DATAD SHEET (continues)

(To be completed by Tenderers)

2.10. Type Test Certificate Number and name of Testing Authority:

.....

FUSE SWITCH COMBINATIONS

2.11. Rated Voltage :

2.12. Rated Insulation Level :

2.13. Rated Frequency :

2.14. Rated Normal Current :

2.15. Rated Short Circuit Breaking Current :

2.16. Rated Short Circuit Making Current :

2.17. Type Test Certificate Number and Name of Testing Authority:

.....

DISCONNECTORS (ISOLATORS) AND EARTHING SWITCHES

2.18. Rated Voltage :

2.19. Rated Insulation Level :

2.20. Rated Frequency :

2.21. Rated Normal Current (disconnectors only) :

2.22. Rated Short Time Withstand Current :

2.23. Rated Duration of Short Circuit :

2.24. Rated Peak Withstand Current :

2.25. Rated Short Circuit making Current (earthing switches only):

.....

2.26. Type Test Certificate Number and name of Testing Authority:

.....

3.0 BUSBARS

3.1. Size of Busbar ;

3.2. Type of Principal Insulation :

3.3. Rated Normal Current :

3.4. Rated Short Time Withstand Current :

3.5. Rated Short Circuit Duration :

4.0 BUSHINGS

4.1. Type Test Certificate Number and name of Testing Authority:

.....

5.0 HIGH VOLTAGE FUSES

5.1. Make of Fuse ;

5.2. Design type Number :

5.3. Nominal Current Rating :

5.4. Type Test Certificate Number and name of Testing Authority:

.....

APPENDIX 2

TECHNICAL DATAD SHEET (continues)

(To be completed by Tenderers)

6.0. CURRENT TRANSFORMER

- 6.1. Make :
- 6.2. CT Ratio :
- 6.3. VA Rating :
- 6.4. Class of Accuracy :
- 6.5. Short Time Current and Duration :
- 6.6. Connection Type :
- 6.7. Method of Limiting Partial Discharge :
- 6.8. Maximum Partial Discharge :
- 6.9. Type Test Certificate Number and name of Testing Authority:
.....

7.0. VOLTAGE TRANSFORMER

- 7.1. Make :
- 7.2. Class of Accuracy :
- 7.3. Output :
- 7.4. Method of Limiting Partial Discharge :
- 7.5. Maximum Partial Discharge :
- 7.6. Type Test Certificate Number and name of Testing Authority:
.....

8.0. INDICATING INSTRUMENTS

	Accuracy	Scale length (mm)
8.1. Voltmeter
8.2. Ammeter
8.3. Ammeter/Maximum Demand 15min
8.4. Power Factor Meter
8.5. Wattmeter
8.6. Frequency Meter
8.7. Ammeter Overload Rating and Duration
8.8. Type Test Certificate Number and name of Testing Authority:		

9.0 ENERGY METERS

- 9.1. Make and Type :
- 9.2. kW Rating :
- 9.3. kWh percent error :

10.0. SPARES

- 10.1. Range of Spares held in local stock:.....
- 10.2. Full description of items not held locally:.....
.....

TEST REQUIREMENTS**1.0. TYPE TESTS**

- 1.1. Where type tests are specified they shall be carried out in accordance with the recommended standards or specification referred to this specification.
- 1.2. Type tests certificates shall be submitted with tender documents.

2.0. ROUTINE TESTS

- 2.1. The following additional routine tests shall be carried out on the completed switchgear or control gear at the manufacturers works prior to delivery. Test certificate for these tests shall be supplied.
- 2.2. The ratio, polarity and magnetisation curve of each current transformer after their installation in the board.
- 2.3. The characteristic curves of each protection relay where applicable.
- 2.4. The ratio of each voltage transformer.
- 2.5. The errors of all indicating instruments.

3.0. FUNCTIONAL TESTS

- 3.1. A functional test of the complete board including all protective relays by primary injection. Test certificate for these shall be supplied.
- 3.2. Breakers' opening times.
- 3.3. Four copies of all approved routine test certificates shall be supplied, at the date nor later than the delivery date of the switchgear or control gear.
- 3.4. All routine testing shall be witnessed and inspection carried out by the Quality Assurance Section of Transnet Freight Rail's Technology Management.

TRANSNET



Transnet SOC Limited Registration Number 1990/00900/06

TRANSNET SPECIFICATION

E7/1 - SPECIFICATION FOR GENERAL WORK AND WORKS ON, OVER, UNDER OR ADJACENT TO RAILWAY LINES AND NEAR HIGH VOLTAGE EQUIPMENT









(This specification shall be used in network operator contracts)

Circulation Not Restricted

© This document as a whole is protected by copyright. The information herein is the sole property of Transnet SOC Ltd. It may not be used, disclosed or reproduced in part or in whole in any manner whatsoever, except with the written permission of and in a manner permitted by the proprietors.

(This page not to be issued with contract)

SPECIFICATION FOR GENERAL WORK AND WORKS ON, OVER, UNDER OR ADJACENT TO RAILWAY LINES AND NEAR HIGH VOLTAGE EQUIPMENT

Author:	Project Manager Capita Program (Electrical)	G. Maposa	
Approved:	Senior Engineer Infra Engineering (Train Authorisation Systems)	J. van den Berg	
	Principal Engineer Infra Engineering (Track)	M. Marutla	
	Principal Engineer Infra Engineering (Structures)	J. Homan	
	Principal Engineer Infra Engineering (Electrical)	J. Vosloo	
	Principal Engineer Technology Management (Electrical)	W. Coetzee	
	Chief Engineer Transport Telecoms	D. Botha	 17 June 11
Authorised Chief Engineer Infrastructure Engineering		J. van Aardt	 2011/06/30

Date: May 2011

(This page not to be issued with contract)

TRANSNET



Transnet SOC Limited Registration Number 1990/00900/06

TRANSNET SPECIFICATION

E7/1 - SPECIFICATION FOR GENERAL WORK AND WORKS ON, OVER, UNDER OR ADJACENT TO RAILWAY LINES AND NEAR HIGH VOLTAGE EQUIPMENT

(This specification shall be used in network operator contracts)

Circulation Not Restricted

© This document as a whole is protected by copyright. The information herein is the sole property of Transnet SOC Ltd. It may not be used, disclosed or reproduced in part or in whole in any manner whatsoever, except with the written permission of and in a manner permitted by the proprietors.

CONTENTS

<u>CLAUSE</u>	<u>HEADING</u>	<u>PAGE</u>
1.0	SCOPE	3
2.0	DEFINITIONS	3
PART A - GENERAL SPECIFICATION		
3.0	AUTHORITY OF OFFICERS OF TRANSNET	4
4.0	CONTRACTOR'S REPRESENTATIVES AND STAFF	4
5.0	OCCUPATIONS AND WORK PERMITS	4
6.0	SPEED RESTRICTIONS AND PROTECTION	5
7.0	ROADS ON THE NETWORK OPERATOR'S PROPERTY	5
8.0	CLEARANCES	5
9.0	STACKING OF MATERIAL	5
10.0	EXCAVATION, SHORING, DEWATERING AND DRAINAGE	5
11.0	FALSEWORK FOR STRUCTURES	6
12.0	PILING	6
13.0	UNDERGROUND SERVICES	6
14.0	BLASTING AND USE OF EXPLOSIVES	6
15.0	RAIL TROLLEYS	7
16.0	SIGNAL TRACK CIRCUITS	7
17.0	PENALTY FOR DELAYS TO TRAINS	7
18.0	SURVEY BEACONS AND PEGS	7
19.0	TEMPORARY LEVEL CROSSINGS	8
20.0	COMPLETION OF THE WORKS	8
21.0	PROTECTION OF PERSONS AND PROPERTY	9
22.0	INTERFERENCE WITH THE NETWORK OPERATOR'S ASSETS AND WORK ON OPEN LINES	10
23.0	ACCESS, RIGHTS-OF-WAY AND CAMPSITES	10
24.0	SUPERVISION	10
25.0	HOUSING OF EMPLOYEES	10
26.0	OPTICAL FIBRE CABLE ROUTES	10
PART B - ADDITIONAL SPECIFICATION FOR WORK NEAR HIGH-VOLTAGE ELECTRICAL EQUIPMENT		
27.0	GENERAL	11
28.0	WORK ON BUILDINGS OR FIXED STRUCTURES	11
29.0	WORK DONE ON OR OUTSIDE OF ROLLING STOCK, INCLUDING LOADING AND UNLOADING	11
30.0	USE OF EQUIPMENT	12
31.0	CARRYING AND HANDLING MATERIAL AND EQUIPMENT	12
32.0	PRECAUTIONS TO BE TAKEN WHEN ERECTING OR REMOVING POLES, ANTENNAE AND TREES ETC.	12
33.0	USE OF WATER	13
34.0	USE OF CONSTRUCTION PLANT	13
35.0	WORK PERFORMED UNDER DEAD CONDITIONS UNDER COVER OF A WORK PERMIT	13
36.0	TRACTION RETURN CIRCUITS IN RAILS	13
37.0	HIGH-VOLTAGE ELECTRICAL EQUIPMENT NOT MAINTAINED AND/OR OPERATED BY THE NETWORK OPERATOR	14

1.0 SCOPE

- 1.1 This specification covers the network operator's requirements for general work and works on, over, under or adjacent to railway lines and near high voltage equipment.

2.0 DEFINITIONS

The following definitions shall apply:

"Authorised Person" - A person whether an employee of the network operator or not, who has been specially authorised to undertake specific duties in terms of Transnet' publication Electrical Safety Instructions, and who holds a certificate or letter of authority to that effect.

"Barrier" Any device designed to restrict access to "live" high-voltage electrical equipment.

"Bond" - A short conductor installed to provide electrical continuity.

"Contractor" - Any person or organisation appointed by the network operator to carry out work on its behalf.

"Contract Supervisor" - The person or juristic person appointed by the network operator from time to time as the Contract Supervisor, to administer the Contractor's performance and execution of the Works according to the powers and rights held by and obligations placed upon the Contract Supervisor in terms of the Contract.

"Dead" - Isolated and earthed.

"Electrical Officer (Contracts)" - The person appointed in writing by the Project Manager in terms of this specification as the person who shall be consulted by the Contractor in all electrical matters to ensure that adequate safety precautions are taken by the Contractor.

"Executive Officer" - The person appointed by the network operator from time to time as the Executive Officer to act according to the rights and powers held by and obligations placed upon him in terms of the Contract.

"High-Voltage" - A voltage normally exceeding 1000 volts.

"Live" - A conductor is said to be "live" when it is at a potential different from that of the earth or any other conductor of the system of which it forms a part.

"Near" - To be in such a position that a person's body or the tools he is using or any equipment he is handling may come within 3 metres of "live" exposed high-voltage electrical equipment.

"Occupation" - An authorisation granted by the network operator for work to be carried out under specified conditions on, over, under or adjacent to railway lines.

"Occupation Between Trains" - An occupation during an interval between successive trains.

"Optical Fibre Cable" - Buried or suspended composite cable containing optical fibres used in:

- telecommunication networks for transmission of digital information and
- safety sensitive train operations systems.

"Project Manager" - As defined in the special conditions of the contract. The person or juristic person appointed by the network operator from time to time as the Project Manager, to administer the Contract according to the powers and rights held by and obligations placed upon him in terms of the Contract.

"Responsible Representative" - The responsible person in charge, appointed by a contractor, who has undergone specific training (and holds a certificate) to supervise (general or direct) staff under his control who perform general work or to work on, over, under or adjacent to railway lines and in the vicinity of high-voltage electrical equipment.

"Total Occupation" - An occupation for a period when trains are not to traverse the section of line covered by the occupation.

"Work on" - Work undertaken on or so close to the equipment that the specified working clearances to the "live" equipment cannot be maintained.

"Work Permit" - A combined written application and authority to proceed with work on or near dead electrical equipment.

"Works" - The contractual intent for the work to be done as defined in the contract at a defined work site.

PART A - GENERAL SPECIFICATION**3.0 AUTHORITY OF OFFICERS OF TRANSNET**

- 3.1 The Contractor shall co-operate with the officers of the network operator and shall comply with all instructions issued and restrictions imposed with respect to the Works which bear on the existence and operation of the network operator's railway lines and high-voltage equipment.
- 3.2 Without limiting the generality of the provisions of clause 3.1, any duly authorised representative of the network operator, having identified himself, may stop the work if, in his opinion, the safe passage of trains or the safety of the network operator's assets or any person is affected. **CONSIDERATIONS OF SAFETY SHALL TAKE PRECEDENCE OVER ALL OTHER CONSIDERATIONS.**

4.0 CONTRACTOR'S REPRESENTATIVES AND STAFF

- 4.1 The Contractor shall nominate Responsible Representatives of whom at least one shall be available at any hour for call-out in cases of emergency. The Contractor shall provide the Contract Supervisor with the names, addresses and telephone numbers of the representatives.
- 4.2 The Contractor guarantees that he has satisfied himself that the Responsible Representative is fully conversant with this specification and that he shall comply with all his obligations in respect thereof.
- 4.3 The Contractor shall ensure that all contractor staff receives relevant awareness, educational and competence training regarding safety as prescribed.

5.0 OCCUPATIONS AND WORK PERMITS

- 5.1 Work to be done during total occupation or during an occupation between trains or under a work permit shall be done in a manner decided by the Contract Supervisor and at times to suit the network operator requirements.
- 5.2 The Contractor shall organise the Works in a manner which will minimise the number and duration of occupations and work permits required.
- 5.3 The network operator will not be liable for any financial or other loss suffered by the Contractor arising from his failure to complete any work scheduled during the period of an occupation or work permit.
- 5.4 The Contractor shall submit to the Contract Supervisor, in writing, requests for occupations or work permits together with details of the work to be undertaken, at least 21 days before they are required. The network operator does not undertake to grant an occupation or work permit for any particular date, time or duration.
- 5.5 The network operator reserves the right to cancel any occupation or work permit at any time before or during the period of occupation or work permit. If, due to cancellation or change in date or time, the Contractor is not permitted to start work under conditions of total occupation or work permit at the time arranged, all costs caused by the cancellation shall be born by the Contractor except as provided for in clauses 5.6 to 5.8.
- 5.6 When the Contractor is notified less than 2 hours before the scheduled starting time that the occupation or work permit is cancelled, he may claim reimbursement of his direct financial losses caused by the loss of working time up to the time his labour and plant are employed on other work, but not exceeding the period of the cancelled occupation or work permit.
- 5.7 When the Contractor is notified less than 2 hours before the scheduled starting time, or during an occupation or work permit, that the duration of the occupation or work permit is reduced, he may claim reimbursement of his direct financial losses caused by the loss of working time due to the reduced duration of the occupation or work permit.
- 5.8 Reimbursement of the Contractor for any loss of working time in terms of clause 5.6 and 5.7, shall be subject to his claims being submitted within 14 days of the event with full details of labour and plant involved, and provided that the Contract Supervisor certifies that no other work on which the labour and plant could be employed was immediately available.
- 5.9 Before starting any work for which an occupation has been arranged, the Contractor shall obtain from the Contract Supervisor written confirmation of the date, time and duration of the occupation.
- 5.10 Before starting any work for which a work permit has been arranged, the Responsible Representative shall read and sign portion C of the Work Permit, signifying that he is aware of the work boundaries within which work may be undertaken. After the work for which the permit was granted has been completed, or when the

work permit is due to be terminated, or if the permit is cancelled after the start, the same person who signed portion C shall sign portion D of the Work Permit, thereby acknowledging that he is aware that the electrical equipment is to be made "live". The Contractor shall advise all his workmen accordingly.

6.0 SPEED RESTRICTIONS AND PROTECTION

- 6.1 When speed restrictions are imposed by the network operator because of the Contractor's activities, the Contractor shall organise and carry out his work so as to permit the removal of the restrictions as soon as possible.
- 6.2 When the Contract Supervisor considers protection to be necessary the Contractor shall, unless otherwise agreed, provide all protection including flagmen, other personnel and all equipment for the protection of the network operator's and the Contractor's personnel and assets, the public and including trains.
- 6.2.1 The network operator will provide training free of charge of the Contractor's flagmen and other personnel performing protection duties. The Contractor shall consult with the Contract Supervisor, whenever he considers that protection will be necessary, taking into account the minimum permissible clearances set out in the Manual for Track Maintenance (Document no. BBB0481):
- Drawing no. BE-97 Sheet 1: Horizontal Clearances: 1065mm gauge (Annexure 1 sheet 1)
 - Drawing no. BE-97 Sheet 2: Vertical Clearances: 1065mm gauge (Annexure 1 sheet 2)
 - Drawing no. BE-97 Sheet 3: Clearances: Platform (Annexure 1 sheet 3)
 - Drawing no. BE-97 Sheet 5: Clearances: 610mm Gauge (Annexure 1 sheet 5)
- 6.3 The Contractor shall appoint a Responsible Representative to receive and transmit any instruction which may be given by the network operator personnel providing protection.

7.0 ROADS AND ROADS ON THE NETWORK OPERATOR'S PROPERTY

- 7.1 The Contractor shall take every reasonable precaution to prevent damage to any roads or bridges used to obtain access to the site, and shall select routes, use vehicles, and restrict loads so that any extraordinary traffic as may arise from the moving of plant or material to or from the site shall be limited as far as is reasonably possible.
- 7.2 The Contractor shall not occupy or interfere in any way with the free use of any public or private road, right-of-way, path or street unless the Contract Supervisor has obtained the approval of the road authority concerned.

8.0 CLEARANCES

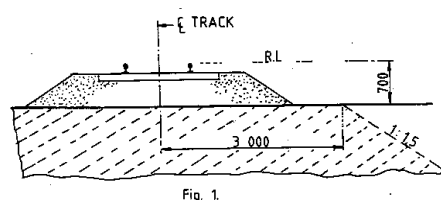
- 8.1 No temporary works shall encroach on the appropriate minimum clearances set out in the Manual for Track Maintenance (Document no. BBB0481):
- Drawing no. BE-97 Sheet 1: Horizontal Clearances: 1065mm gauge (Annexure 1 sheet 1)
 - Drawing no. BE-97 Sheet 2: Vertical Clearances: 1065mm gauge (Annexure 1 sheet 2)
 - Drawing no. BE-97 Sheet 3: Clearances: Platform (Annexure 1 sheet 3)
 - Drawing no. BE-97 Sheet 5: Clearances: 610mm Gauge (Annexure 1 sheet 5)

9.0 STACKING OF MATERIAL

- 9.1 The Contractor shall not stack any material closer than 3m from the centre line of any railway line without prior approval of the Contract Supervisor.

10.0 EXCAVATION, SHORING, DEWATERING AND DRAINAGE

- 10.1 Unless otherwise approved by the Contract Supervisor any excavation adjacent to a railway line shall not encroach on the hatched area shown in Figure 1.



- 10.2 The Contractor shall provide, at his own cost any shoring, dewatering or drainage of any excavation unless otherwise stipulated elsewhere in the Contract.
- 10.3 Where required by the Contract Supervisor, drawings of shoring for any excavation under or adjacent to a railway line shall be submitted and permission to proceed, obtained before the excavation is commenced.
- 10.4 The Contractor shall prevent ingress of water to the excavation but where water does enter, he shall dispose of it as directed by the Contract Supervisor.
- 10.5 The Contractor shall not block, obstruct or damage any existing drains either above or below ground level unless he has made adequate prior arrangements to deal with drainage.

11.0 FALSEWORK FOR STRUCTURES

- 11.1 Drawings of falsework for the construction of any structure over, under or adjacent to any railway line shall be submitted to the Contract Supervisor and his permission to proceed obtained before the falsework is erected. Each drawing shall be given a title and a distinguishing number and shall be signed by a registered professional engineer certifying that he has checked the design of the falsework and that the drawings are correct and in accordance with the design.
- 11.2 After the falsework has been erected and before any load is applied, the Contractor shall submit to the Contract Supervisor a certificate signed by a registered professional engineer certifying that he has checked the falsework and that it has been erected in accordance with the drawings. Titles and numbers of the drawings shall be stated in the certificate. Notwithstanding permission given by the Contract Supervisor to proceed, the Contractor shall be entirely responsible for the safety and adequacy of the falsework.

12.0 PILING

- 12.1 The Contract Supervisor will specify the conditions under which piles may be installed on the network operator's property.

13.0 UNDERGROUND SERVICES

- 13.1 No pegs or stakes shall be driven or any excavation made before the Contractor has established that there are no underground services which may be damaged thereby.
- 13.2 Any damage shall be reported immediately to the Contract Supervisor, or to the official in charge at the nearest station, or to the traffic controller in the case of centralised traffic control.

14.0 BLASTING AND USE OF EXPLOSIVES

- 14.1 When blasting within 500m of a railway line, the Contractor shall observe the requirements stipulated in this specification.
- 14.2 No blasting shall be carried out except with the prior written permission of the Contract Supervisor and under such conditions as he may impose.
- 14.3 On electrified lines the Contractor shall also obtain the permission of the Electrical Officer (Contracts) before blasting, and shall give at least 21 days notice of his intention to blast. No blasting shall be done in the vicinity of electrified lines unless a member of the network operator's electrical personnel is present.
- 14.4 The Contractor shall arrange for the supply, transport storage and use of explosives.
- 14.5 The Contractor shall have labour, tools and plant, to the satisfaction of the Contract Supervisor, available on the site to clear immediately any stones or debris deposited on the track or formation by blasting, and to repair any damage to the track or formation immediately after blasting. Repairs to the track shall be carried out only under the supervision of a duly authorised representative of the network operator.
- 14.6 The Contractor shall notify the Contract Supervisor of his intention to blast at least 21 days before the commencement of any blasting operations.
- 14.7 Before any blasting is undertaken, the Contractor and the Contract Supervisor shall jointly examine and measure up any buildings, houses or structures in the vicinity of the proposed blasting to establish the extent of any existing cracking or damage to such structures, etc. The Contractor, shall, subject to the provisions stipulated in the Contract Insurance Policy, make good any deterioration of such buildings, houses, or structures, which, in the opinion of the Contract Supervisor, was directly caused by the blasting.
- 14.8 After completion of the blasting the Contractor shall obtain a written clearance from each landowner in

the vicinity of the blasting operations to the effect that all claims for compensation in respect of damage caused by the blasting operations to their respective properties, have been settled.

- 14.9 The Contractor shall provide proof that he has complied with the provisions of clauses 10.17.1 to 10.17.4 of the Explosives Regulations (Act 26 of 1956 as amended).
- 14.10 Blasting within 500m of a railway line will only be permitted during intervals between trains. A person appointed by the Contract Supervisor, assisted by flagmen with the necessary protective equipment, will be in communication with the controlling railway station.
- Only this person will be authorised to give the Contractor permission to blast, and the Contractor shall obey his instructions implicitly regarding the time during which blasting may take place.
- 14.11 The flagmen described in clause 14.10, where provided by the network operator, are for the protection of trains and the network operator's property only, and their presence does not relieve the Contractor in any manner of his responsibilities in terms of Explosives Act or Regulations, or any obligation in terms of this Contract.
- 14.12 The person described in clause 14.10 will record in a book provided and retained by the network operator, the dates and times:-
- (i) when each request is made by him to the controlling station for permission to blast;
 - (ii) when blasting may take place;
 - (iii) when blasting actually takes place; and
 - (iv) when he advises the controlling station that the line is safe for the passage of trains.
- 14.13 Before each blast the Contractor shall record in the same book, the details of the blast to be carried out. The person appointed by the Contract Supervisor and the person who will do the blasting shall both sign the book whenever an entry described in clause 14.12 is made.

15.0 RAIL TROLLEYS

- 15.1 The use of rail trolleys or trestle trolleys on a railway line for working on high voltage equipment will be permitted only if approved by the Contract Supervisor and under the conditions stipulated by him.
- 15.2 All costs in connection with trolley working and any train protection services requested by the Contractor shall, be borne by the Contractor, unless otherwise agreed.

16.0 SIGNAL TRACK CIRCUITS

- 16.1 Where signal track circuits are installed, the Contractor shall ensure that no material capable of conducting an electrical current makes contact between rails of railway line/lines.
- 16.2 No signal connections on track-circuited tracks shall be severed without the Contract Supervisor's knowledge and consent.

17.0 PENALTY FOR DELAYS TO TRAINS

- 17.1 If any trains are delayed by the Contractor and the Contract Supervisor is satisfied that the delay was avoidable, a penalty will be imposed on the Contractor as stipulated in the contract, for the period and number of trains delayed.

18.0 SURVEY BEACONS AND PEGS

- 18.1 The Contractor shall not on any account move or damage any beacon, bench mark, reference mark, signal or trigonometrical station in the execution of the Works without the written approval of the Contract Supervisor.

Should the Contractor be responsible for any such occurrence, he shall report the circumstances to the Contract Supervisor who will arrange with the Director-General of Surveys for replacement of the beacon or mark at the cost of the Contractor.

- 18.2 The Contractor shall not move or damage any cadastral or mining beacon without the written approval of the Contract Supervisor and before it has been referenced by a registered land surveyor. Any old boundary beacon, which becomes an internal beacon on creation of new boundaries, shall not be moved without the written approval of the Contract Supervisor.

Should the Contractor move or damage any cadastral or mining beacon without authority, he shall be responsible for having it replaced, at his cost, by a land surveyor.

- 18.3 The Contractor shall preserve all pegs and bench marks. Such survey points shall not be removed without the written approval of the Contract Supervisor. Should any peg or benchmark be removed without authority, the Contract Supervisor will arrange for its replacement and the cost will be recovered from the Contractor. No claim will be considered for delay in replacing any such peg or bench mark. Each peg replaced shall be checked by the Contractor.
- 18.4 Where a new boundary has been established, beacons on the fence line shall not be disturbed, and fence posts or anchors may not be placed or excavations made within 0,6 m of any beacon without the prior written approval of the Contract Supervisor.

19.0 TEMPORARY LEVEL CROSSINGS

- 19.1 The Contract Supervisor may, on request of the Contractor, and if necessary for the purpose of execution of the Works, permit the construction of a temporary level crossing over a railway a line at a position approved by the Contract Supervisor and at the Contractor's cost. The period for which the temporary level crossing is permitted will be at the discretion of the Contract Supervisor.
- 19.2 The Contractor will provide protection and supervise the construction of the road over the track(s) and within the railway servitude at the level crossing, as well as the erection of all road signs and height gauges. All cost to be borne by the applicant.

The Contractor shall exercise extreme caution in carrying out this work, especially in respect of damage to tracks, services, overhead power and communications routes and prevent contact with "live" overhead electrical equipment.

Unless otherwise agreed, the Contractor will provide the service deviations or alterations to the network operator's track-, structure-, drainage-, electrical-, telecommunications- and train authorisation systems to accommodate the level crossing.

- 19.3 The Contractor shall take all necessary steps including the provision of gates, locks and, where necessary, watchmen to restrict the use of the temporary level crossing to himself and his employees, his subcontractors and their employees, the staff of the network operator and to such other persons as the Contract Supervisor may permit and of whose identity the Contractor will be advised. If so ordered by the Contract Supervisor, the Contractor shall provide persons to control road traffic using the temporary level crossing. Such persons shall stop all road traffic when any approaching train is within seven hundred and fifty (750) metres of the temporary level crossing, and shall not allow road traffic to proceed over it until the lines are clear.
- 19.4 The Contractor shall maintain the temporary level crossing within the railway servitude in good condition for the period it is in use. A temporary agreement with the road authority to be concluded for the maintenance of the level crossing outside the railway servitude.
- 19.5 When the temporary level crossing is no longer required by the Contractor, or permitted by the network operator, the Contractor shall at his own cost remove it and restore the site and the network operator's track-, structure-, drainage-, electrical-, telecommunications- and train authorisation systems to its original condition. Work over the tracks and within the railway servitude will be supervised by the network operator.

20.0 COMPLETION OF THE WORKS

- 20.1 On completion of the works, the Contractor shall remove all the remaining construction plant and material from the site, other than material which is the property of the network operator, and leave the site in a clean, neat and tidy condition. If material and plant is required for the liability and maintenance period the Contract supervisor must authorise it's retention on site.

21.0 PROTECTION OF PERSONS AND PROPERTY

- 21.1 The Contractor shall provide and maintain all lights, guards, barriers, fencing and watchmen when and where necessary or as required by the Contract Supervisor or by any statutory authority, for the protection of the Works and for the safety and convenience of the public.

Red, yellow, green or blue lights may not be used by the Contractor as they can be mistaken for signals. Red, yellow, green or white flags shall only be used for protection by the Contractor. Within the precincts of a port the Contractor shall obtain the permission of the Port Captain before installing any light.

- 21.2 The Contractor shall take all the requisite measures and precautions during the course of the Works to:
- (i) protect the public and property of the public,
 - (ii) protect the property and workmen of both the network operator and the Contractor,
 - (iii) avoid damage to and prevent trespass on adjoining properties, and
 - (iv) ensure compliance with any instruction issued by the Contract Supervisor or other authorised person, and with any stipulation embodied in the contract documents which affects the safety of any person or thing.
- 21.3 The network operator will provide, at its own cost, protection for the safe working of trains during such operations as the Contract Supervisor may consider necessary. Protection by the network operator for any purpose whatsoever, does not absolve the Contractor of his responsibilities in terms of the Contract.
- 21.4 The Contractor shall take all precautions and appoint guards, watchmen and compound managers for prevention of disorder among and misconduct by the persons employed on the Works and by any other persons, whether employees or not, on the work site and for the preservation of the peace and protection of persons and property in the direct neighbourhood. Any relocation of camps because of disorder shall be at the Contractor's expense.
- 21.5 All operations necessary for the execution of the Works, including the provision of any temporary work and camping sites, shall be carried out so as not to cause veldt fires, ground and environmental pollution, soil erosion or restriction of or interference with streams, furrows, drains and water supplies.
- If the original surface of the ground is disturbed in connection with the Works, it shall be made good by the Contractor to the satisfaction of the land owner, occupier or responsible authority.
- 21.6 The Contractor shall take all reasonable steps to minimise noise and disturbance when carrying out the Works, including work permitted outside normal working hours.
- 21.7 Dumping of waste or excess materials by the Contractor shall, in urban areas, be done under the direction and control of, and at sites made available by the local authority. Dumping outside local authority boundaries shall be done only with the express permission and under the direction and control of the Contract Supervisor.
- 21.8 The Contractor shall comply with environmental protection measures and specifications stipulated by the Contract Supervisor and/or local and environmental authorities.
- 22.0 INTERFERENCE WITH THE NETWORK OPERATOR'S ASSETS AND WORK ON OPEN LINES**
- 22.1 The Contractor shall not interfere in any manner whatsoever with an open line, nor shall he carry out any work or perform any act which affects the security, use or safety of an open line except with the authority of the Contract Supervisor and in the presence of a duly authorised representative of the network operator.
- 22.2 The Contractor shall not carry out any work or operate any plant, or place any material whatsoever nearer than three metres from the centre line of any open line except with the written permission of the Contract Supervisor and subject to such conditions as he may impose.
- 22.3 Care must be taken not to interfere with or damage any services such as overhead wire routes, cables or pipes and optical fibre cable, except as provided for the work specified. The Contractor will be held responsible for any damage to or interruption of such services arising from any act or omission on his part or of any of his employees, or persons engaged by him on the Works. The cost of repairing, replacing or restoring the services, as well as all other costs arising from any damage to services, shall be borne by, and will be recovered from the Contractor.
- 22.4 Authority granted by the Contract Supervisor and the presence of an authorised representative of the network operator in terms hereof, shall not relieve the Contractor of his duty to comply with this specification.
- 23.0 ACCESS, RIGHTS-OF-WAY AND CAMPSITES**
- 23.1 Where entry onto the network operator's property is restricted, permission to enter will be given only for the purpose of carrying out the Works and will be subject to the terms and conditions laid down by the network operator.
- 23.2 The Contractor shall arrange for campsites, workplaces and access thereto as well as for any right-of-

way over private property to the site of the Works, and for access within the boundaries of the network operator's property. The owners of private property to be traversed shall be approached and treated with tact and courtesy by the Contractor, who shall, if necessary, obtain a letter of introduction to such property owners from the Contract Supervisor.

The Contractor shall be responsible for the closing of all gates on roads and tracks used by him or his employees. Except with the prior approval of the Contract Supervisor and the owner or occupier of any private land to be traversed, the Contractor shall not cut, lower, damage, remove or otherwise interfere with any fence or gate which is either on the network operator's property or on private property and which restricts access to the Works. Where such approval has been given, the Contractor shall prevent entry of animals or unauthorised persons onto the network operator's or private property, and shall make the fences safe against trespass at the close of each day's work.

- 23.3 The Contractor shall take all reasonable steps to confine the movement of vehicles and plant to the approved right-of-way to minimise damage to property, crops and natural vegetation.
- 23.4 When access is no longer required, and before completion of the Works, the Contractor shall repair, restore or replace any fence or gate damaged during execution of the Works to the satisfaction of the Contract Supervisor and shall furnish the Contract Supervisor with a certificate signed by the owner and occupier of land over which he has gained access to a campsite, workplace and the Works, certifying that the owner and occupier have no claim against the Contractor or the network operator arising from the Contractor's use of the land. Should the Contractor be unable to obtain the required certificate, he shall report the circumstances to the Contract Supervisor.

24.0 SUPERVISION

- 24.1 The Contract Supervisor will provide overall technical superintendence of the Works, and may direct the Contractor in terms of the provisions of the Contract or in respect of any measures which the Contract Supervisor may require for the operations of the network operator, the safety of trains, property and workmen of the network operator, and for the safety of other property and persons. The Contractor shall carry out the directions of the Contract Supervisor. The superintendence exercised by the Contract Supervisor, including any agreement, approval, refusal or withdrawal of any approval given, shall not relieve the Contractor of any of his duties and liabilities under the Contract, and shall not imply any assumption by the network operator or by the Contract Supervisor of the legal and other responsibilities of the Contractor in carrying out the Works.
- 24.2 The Contract Supervisor may delegate to any deputy or other person, any of his duties or functions under the Contract. On receiving notice in writing of such delegation, the Contractor shall recognise and obey the deputy or person to whom any such duties or functions have been delegated as if he were the Contract Supervisor.
- 24.3 The Contractor shall exercise supervision over the Works at all times when work is performed or shall be represented by an agent having full power and authority to act on behalf of the Contractor. Such agent shall be competent and responsible, and have adequate experience in carrying out work of a similar nature to the Works, and shall exercise personal supervision on behalf of the Contractor. The Contract Supervisor shall be notified in writing of such appointment which will be subject to his approval.
- 24.4 The Contractor or his duly authorised agent shall be available on the site at all times while the Works are in progress to receive the orders and directions of the Contract Supervisor.

25.0 HOUSING OF EMPLOYEES

- 25.1 The Contractor shall, where necessary, make his own arrangements for suitable housing of his employees. Where temporary housing is permitted by the Contract Supervisor on any part of the site, the Contractor shall provide suitable sanitation, lighting and potable water supplies in terms of the requirements of the local authority or the current network operator's specification; Minimum Communal Health Requirements in Areas outside the Jurisdiction of a Local Authority - E.4B, as applicable.
- 25.2 Fouling the area inside or outside the network operator's boundaries shall be prevented. The Contractor will be called upon by the Contract Supervisor to dispose of any foul or waste matter generated by the Contractor.

26.0 OPTICAL FIBRE CABLE ROUTES

- 26.1 The Contractor shall not handle, impact, move or deviate any optical fibre cable without prior approval.
- 26.2 Works that in any way affect the optical fibre cable requires prior approval from the Contract Supervisor

who will determine the work method and procedures to be followed.

PART B - SPECIFICATION FOR WORK NEAR HIGH-VOLTAGE ELECTRICAL EQUIPMENT
27.0 GENERAL

27.1 This specification is based on the contents of Transnet's publication ELECTRICAL SAFETY INSTRUCTIONS, as amended, a copy of which will be made available on loan to the Contractor for the duration of the contract.

These instructions apply to all work near "live" high-voltage equipment maintained and/or operated by the network operator, and the onus rests on the Contractor to ensure that he obtains a copy.

27.2 This specification must be read in conjunction with and not in lieu of the Electrical Safety Instructions.

27.3 The Contractor's attention is drawn in particular to the contents of Part I, Sections 1 and 2 of the Electrical Safety Instructions.

27.4 The Electrical Safety Instructions cover the minimum safety precautions which must be taken to ensure safe working on or near high-voltage electrical equipment, and must be observed at all times. Should additional safety measures be considered necessary because of peculiar local conditions, these may be ordered by and at the discretion of the Electrical Officer (Contracts).

27.5 The Contractor shall obtain the approval of the Electrical Officer (Contracts) before any work is done which causes or could cause any portion of a person's body or the tools he is using or any equipment he is handling, to come within 3 metres of any "live" high-voltage equipment.

27.6 The Contractor shall regard all high-voltage equipment as "live" unless a work permit is in force.

27.7 Safety precautions taken or barriers erected shall comply with the requirements of the Electrical Officer (Contracts), and shall be approved by him before the work to be protected is undertaken by the Contractor. The Contractor shall unless otherwise agreed, bear the cost of the provision of the barriers and other safety precautions required, including the attendance of the network operator's staff where this is necessary.

27.8 No barrier shall be removed unless authorised by the Electrical Officer (Contracts).

28.0 WORK ON BUILDINGS OR FIXED STRUCTURES

28.1 Before any work is carried out or measurements are taken on any part of a building, fixed structure or earthworks of any kind above ground level situated within 3 metres of "live" high-voltage equipment, the Electrical Officer (Contracts) shall be consulted to ascertain the conditions under which the work may be carried out.

28.2 No barrier erected to comply with the requirements of the Electrical Officer (Contracts) shall be used as temporary staging or shuttering for any part of the Works.

28.3 The shuttering for bridge piers, abutments, retaining walls or parapets adjacent to or over any track may be permitted to serve as a barrier, provided that it extends at least 2,5 metres above any working level in the case of piers, abutments and retaining walls and 1,5 metres above any working level in the case of parapets.

29.0 WORK DONE ON OR OUTSIDE OF ROLLING STOCK, INCLUDING LOADING OR UNLOADING

29.1 No person may stand, climb or work, whilst on any platform, surface or foothold:

29.1.1 higher than the normal unrestricted access way, namely -

29.1.1.1 external walkways on diesel, steam and electric locomotives, steam heat vans, etc. and

29.1.1.2 walkways between coaches and locomotives.

29.1.2 of restricted access ways in terms of the Electrical Safety Instructions namely -

29.1.2.1 the floor level of open wagons

29.1.2.2 external walkways or decks of road-rail vehicles, on-track maintenance machines and material trains.

29.1.3 Unauthorised staff working on these platforms must be directly supervised by duly authorised persons in terms of clause 607.1.3 of the Electrical Safety Instructions. These persons must attend the relevant electrical safety module training. A letter of training must then be issued by an accredited training authority. A Category C Certificate of Authority must be obtained from the

local depot examining officer.

- 29.2 When in the above positions no person may raise his hands or any equipment he is handling above his head.
- 29.3 In cases where the Contractor operates his own rail mounted equipment, he shall arrange for the walkways on this plant to be inspected by the Electrical Officer (Contracts) and approved, before commencement of work.
- 29.4 The handling of long lengths of material such as metal pipes, reinforcing bars, etc should be avoided, but if essential they shall be handled as nearly as possible in a horizontal position below head height.
- 29.5 The Responsible Representative shall warn all persons under his control of the danger of being near "live" high-voltage equipment, and shall ensure that the warning is fully understood.
- 29.6 Where the conditions in clauses 30.1 to 30.4 cannot be observed the Electrical Officer (Contracts), shall be notified. He will arrange for suitable Safety measures to be taken. The Electrical Officer (Contracts), may in his discretion and in appropriate circumstances, arrange for a suitable employee of the Contractor to be specially trained by the network operator and at the Contractor's cost, as an Authorised Person to work closer than 3 metres from "live" overhead conductors and under such conditions as may be imposed by the senior responsible electrical engineer of the network operator.

30.0 USE OF EQUIPMENT

30.1 Measuring Tapes and Devices

- 30.1.1 Measuring tapes may be used near "live" high-voltage equipment provided that no part of any tape or a person's body comes within 3 metres of the "live" equipment.
- 30.1.2 In windy conditions the distance shall be increased to ensure that if the tape should fall it will not be blown nearer than 3 metres from the "live" high-voltage equipment.
- 30.1.3 Special measuring devices longer than 2 metres such as survey sticks and rods may be used if these are of non-conducting material and approved by the responsible Electrical Engineer of the network operator, but these devices must not be used within 3 metres of "live" high-voltage equipment in rainy or wet conditions.
- 30.1.4 The assistance of the Electrical Officer (Contracts) shall be requested when measurements within the limits defined in clauses 31.1.1 to 31.1.3 are required.
- 30.1.5 The restrictions described in 31.1.1 to 31.1.3 do not apply on a bridge deck between permanent parapets nor in other situations where a barrier effectively prevents contact with the "live" high-voltage equipment.

30.2 Portable Ladders

- 30.2.1 Any type of portable ladder longer than 2 metres may only be used near "live" high-voltage equipment under the direct supervision of the Responsible Representative. He shall ensure that the ladder is always used in such a manner that the distance from the base of the ladder to any "live" high-voltage equipment is greater than the fully extended length of the ladder plus 3 metres. Where these conditions cannot be observed, the Electrical Officer (Contracts) shall be advised, and he will arrange for suitable safety measures to be taken.

31.0 CARRYING AND HANDLING MATERIAL AND EQUIPMENT

- 31.1 Pipes, scaffolding, iron sheets, reinforcing bars and other material which exceeds 2 metres in length shall be carried completely below head height near "live" high-voltage equipment. For maximum safety such material should be carried by two or more persons so as to maintain it as nearly as possible in a horizontal position. The utmost care must be taken to ensure that no part of the material comes within 3 metres of any "live" high-voltage equipment.
- 31.2 Long lengths of wire or cable shall never be run out in conditions where a part of a wire or cable can come within 3 metres of any "live" high-voltage equipment unless the Electrical Officer (Contracts) has been advised and has approved appropriate safety precautions.
- 31.3 The presence of overhead power lines shall always be taken account of especially when communications lines or cables or aerial cables, stay wires, etc. are being erected above ground level.

32.0 PRECAUTIONS TO BE TAKEN WHEN ERECTING OR REMOVING POLES, ANTENNAE, TREES ETC.

- 32.1 A pole may be handled for the purpose of erection or removal near high-voltage equipment under the following conditions:

(i) If the distance between the point at which the pole is to be erected or removed and the nearest "live" high-voltage equipment is more than the length of the pole plus 3 metres, the work shall be supervised by the Responsible Representative.

(ii) If the distance described in (i) is less than the length of the pole plus 3 metres, the Electrical Officer (Contracts) shall be consulted to arrange for an Authorised Person to supervise the work and to ensure that the pole is earthed where possible. The pole shall be kept in contact with the point of erection, and adequate precautions shall be taken to prevent contact with "live" high-voltage equipment.

32.2 The cost of supervision by an Authorised Person and the provision of earthing shall, unless otherwise agreed, be borne by the Contractor.

32.3 The provisions of clauses 33.1 and 33.2 shall also apply to the erection or removal of columns, antennae, trees, posts, etc.

33.0 USE OF WATER

33.1 No water shall be used in the form of a jet if it can make contact with any "live" high-voltage equipment or with any person working on such equipment.

34.0 USE OF CONSTRUCTION PLANT

34.1 "Construction plant" entails all types of plant including cranes, piling frames, boring machines, excavators, draglines, dewatering equipment and road vehicles with or without lifting equipment.

34.2 When work is being undertaken in such a position that it is possible for construction plant or its load to come within 3 metres of "live" high-voltage equipment, the Electrical Officer (Contracts) shall be consulted. He will arrange for an Authorised Person to supervise the work and to ensure that the plant is adequately earthed. The Electrical Officer (Contracts) will decide whether further safety measures are necessary.

34.3 The cost of any supervision by an Authorised Person and the provision of earthing shall, unless otherwise agreed, be borne by the Contractor.

34.4 When loads are handled by cranes, non-metallic rope hand lines shall be used, affixed to such loads so as to prevent their swinging and coming within 3 metres of "live" high-voltage equipment.

34.5 Clauses 35.1 to 35.4 shall apply *mutatis mutandis* to the use of maintenance machines of any nature.

35.0 WORK PERFORMED UNDER DEAD CONDITIONS UNDER COVER OF A WORK PERMIT

35.1 If the Responsible Representative finds that the work cannot be done in safety with the high-voltage electrical equipment "live", he shall consult the Electrical Officer (Contracts) who will decide on the action to be taken.

35.2 If a work permit is issued the Responsible Representative shall-

(i) before commencement of work ensure that the limits within which work may be carried out have been explained to him by the Authorised Person who issued the permit to him, and that he fully understands these limits.

(ii) sign portion C of the permit before commencement of work;

(iii) explain to all persons under his control the limits within which work may be carried out, and ensure that they fully understand these limits;

(iv) care for the safety of all persons under his control whilst work is in progress; and

(v) withdraw all personnel under his control from the equipment on completion of the work before he signs portion D of the work permit.

36.0 TRACTION RETURN CIRCUITS IN RAILS

36.1 DANGEROUS CONDITIONS CAN BE CREATED BY REMOVING OR SEVERING ANY BOND.

36.2 Broken rails with an air gap between the ends, and joints at which fishplates are removed under "broken bond" conditions, are potentially lethal. The rails on either side of an air gap between rail ends on electrified lines shall not be touched simultaneously until rendered safe by the network operator personnel.

36.3 The Contractor shall not break any permanent bonds between rails or between rails and any structure. He shall give the Contract Supervisor at least 7 days written notice when removal of such bonds is necessary.

36.4 No work on the track which involves interference with the traction return rail circuit either by cutting or removing the rails, or by removal of bonds shall be done unless the Electrical Officer (Contracts) is consulted. He will take such precautions as may be necessary to ensure continuity of the return circuit before permitting the work to be commenced.

37.0 HIGH-VOLTAGE ELECTRICAL EQUIPMENT NOT MAINTAINED AND/OR OPERATED BY THE NETWORK OPERATOR

Where the work is undertaken on or near high-voltage electrical equipment which is not maintained and/or operated by the network operator, the Occupational Health and Safety Act No. 85 of 1993, and Regulations and Instructions, or the Mines Health and Safety Act (Act 29 of 1996), shall apply.

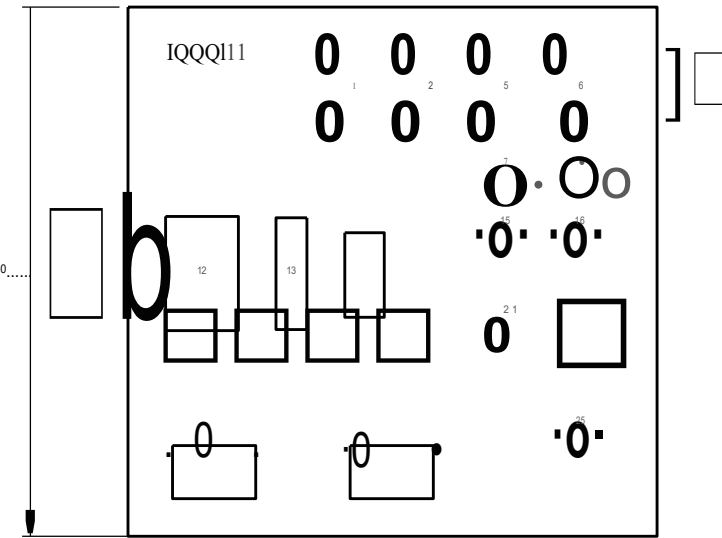
Such equipment includes:-

- (i) Eskom and municipal equipment;
- (ii) The Contractor's own power supplies; and
- (iii) Electrical equipment being installed but not yet taken over from the Contractor.

END

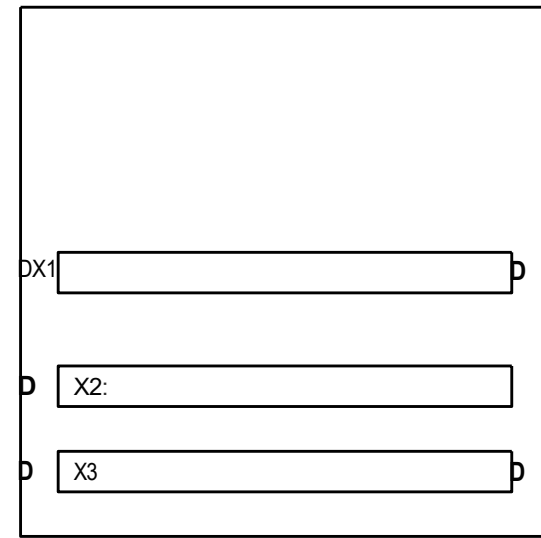
FRONT VIEW

10 10 10 10



TERMINAL PLATE

70



POSITION	DESIGNATION	DESCRIPTION
FRONT VIEW OF PANEL		
1	PNH	PROTECTION NOT HEALTHY LAMP
2	CB L/O	CIRCUIT BREAKER LOCK OUT INDICATION
3	CB OPEN	CIRCUIT BREAKER OPEN INDICATION
4	CB CLOSE	CIRCUIT BREAKER CLOSE INDICATION
5	S-CHARGE	SPRING CHARGE INDICATION
6	RACKED	RACKED IN INDICATION
7	ES OPEN	EARTH SWITCH OPEN INDICATION
8	ES CLOSE	EARTH SWITCH CLOSE INDICATION
9	LAMP TEST	LAMP TEST PUSH BUTTON
10	RESET	RESET PUSH BUTTON
11	P/INDICATION	PHASE INDICATION
12	7SR11	OVERCURRENCTION FEEDER PROTECTION RELAY
13	TR12	TRIP RELAY
14	1S20	ARC FLASH PROTECTION
15	LOCAL/ REMOTE	LOCAL REMOTE SWITCH
16	TRIP/ CLOSE	TRIP/ CLOSE SWITCH
17	AMP-RED	AMMETER FOR RED PHASE
18	AMP-WHITE	AMMETER FOR WHITE PHASE
19	AMP-BLUE	AMMETER FOR BLUE PHASE
20	V	VOLTMETER
21	E-STOP	EMERGENCY STOP BUTTON
22	PENDANT	PENDANT SWITCH
23	CTTB	CURRENT TRANSFORMER TEST BLOCK
24	VTTB	VOLTAGE TRANSFORMER TEST BLOCK
25	VT SELECT	VOLTAGE TRANSFORMER SELECTOR SWITCH
REAR VIEW OF PANEL		
X1		
X2		
X3		

NOTE:

- 1.1U = 44.45mm
- 2.THE SCHEME IS DESIGNED FOR MOUNTING A 19 INCH RACK SYSTEM AS PER IEC 60297 THE MODULE AND BACK PLATE ARE 482.6mm WIDE.THE MODULE IS 600mm DEEP.
3. DRAWING ARE DEVELOPED BASED ON CURRENT TECHNOLOGY, PLEASE CONTACT TECHNOLOGY MANAGEMENT FOR SITE SPECIFIC INFORMATION.
4. MANUFACTURE TO SUPPLY AS WIRED DRAWINGS SHOWING ALL CONNECTIONS.
5. IS DESIRED THAT EACH TERMINAL STRIP TO HAVE ATLEAST FOUR(4) SPARE CONNECTION POINTS.

© COPYRIGHT PROTECTED. PREPARED BY CENTRAL DRAWING OFFICE

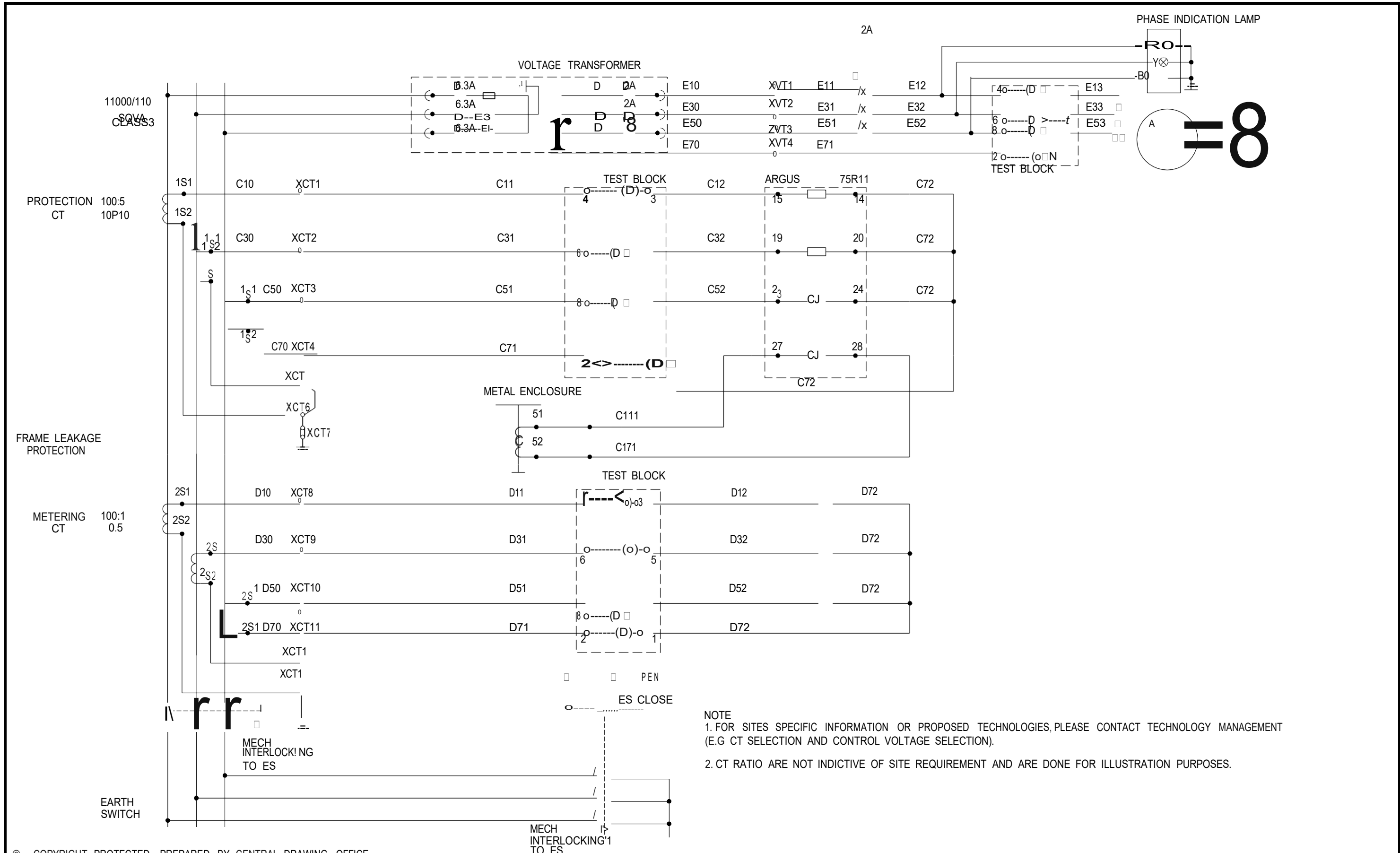
DIMENSIONS : mm SCALE : NTS
 TOLERANCE : LIN± - ANG± - ITEM NO : -
 VERSION INFO

APPROVED: H KEKANA

AUTHORISED: T CHETTY

11KV INCOMER RELAY
 PANEL EQUIPMENT LAYOUT

BBH7927 SHT 1 OF 8
 VERSION 3



NOTE
 1. FOR SITES SPECIFIC INFORMATION OR PROPOSED TECHNOLOGIES, PLEASE CONTACT TECHNOLOGY MANAGEMENT (E.G CT SELECTION AND CONTROL VOLTAGE SELECTION).
 2. CT RATIO ARE NOT INDICATIVE OF SITE REQUIREMENT AND ARE DONE FOR ILLUSTRATION PURPOSES.


© COPYRIGHT PROTECTED. PREPARED BY CENTRAL DRAWING OFFICE

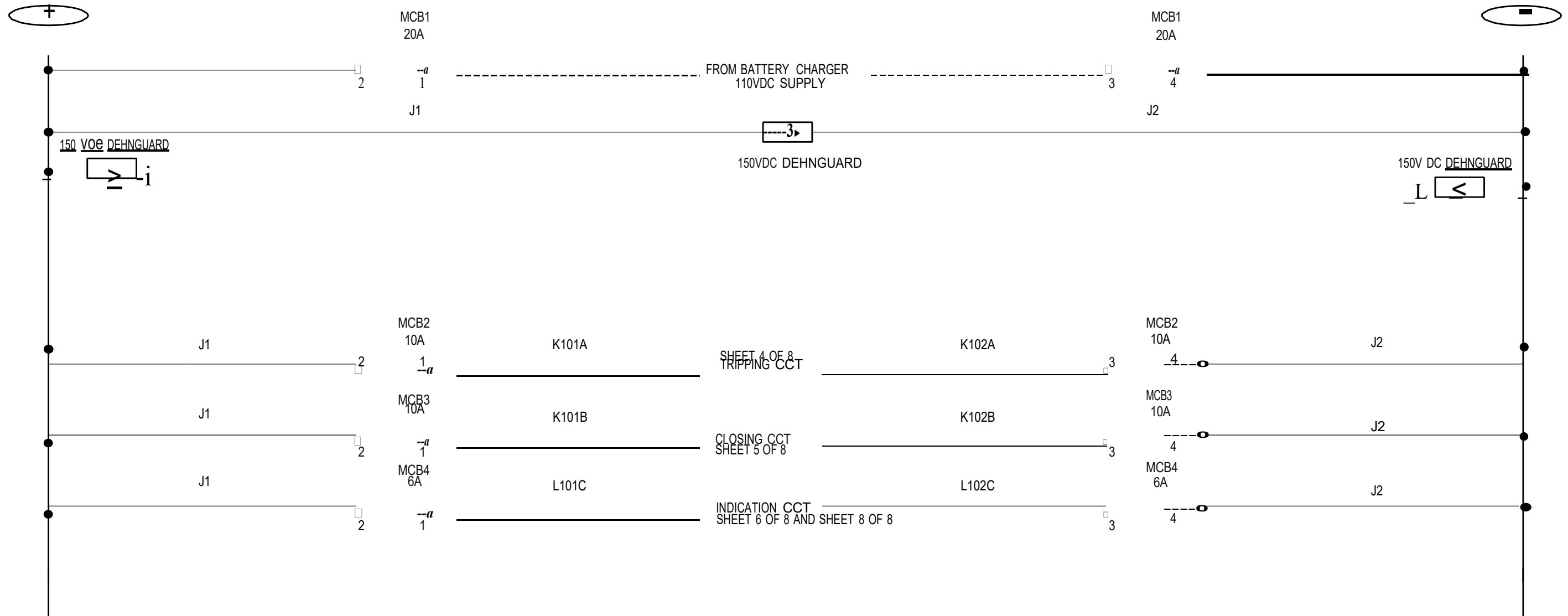
DIMENSIONS : mm	SCALE
TOLERANCE : LIN± - ANG± -	ITEM NO : -
MATERIAL	
VERSION INFO : CHANGED THE CT LABLING	

DO REF : CDO/ E0981
CP REF
DRAWN : XR BHOMELA
DESIGNED
CHECKED : LS KEKANE

DATE
REVISED: H KEKA
AT: ORIGIN
ED: CHART

11KV INCOMER LAYOUT SCHEME


 110000[F
 ra111nfrasMictur
 fraJrMFr
BBH7927 SHT 2 OF 8
 VERSION 3
 A3



© COPYRIGHT PROTECTED. PREPARED BY CENTRAL DRAWING OFFICE

DIMENSIONS : mm SCALE
 TOLERANCE : LIN± - ANG± - ITEM NO : -
 MATERIAL
 VERSION INFO : LINES TO THE BATTERY CHARGER
 CHANGED TO DOTTED

DO REF : COO/ E0981
 CP REF
 DRAWN : XR BHOMELA
 DESIGNED
 CHECKED : LS KEKANE

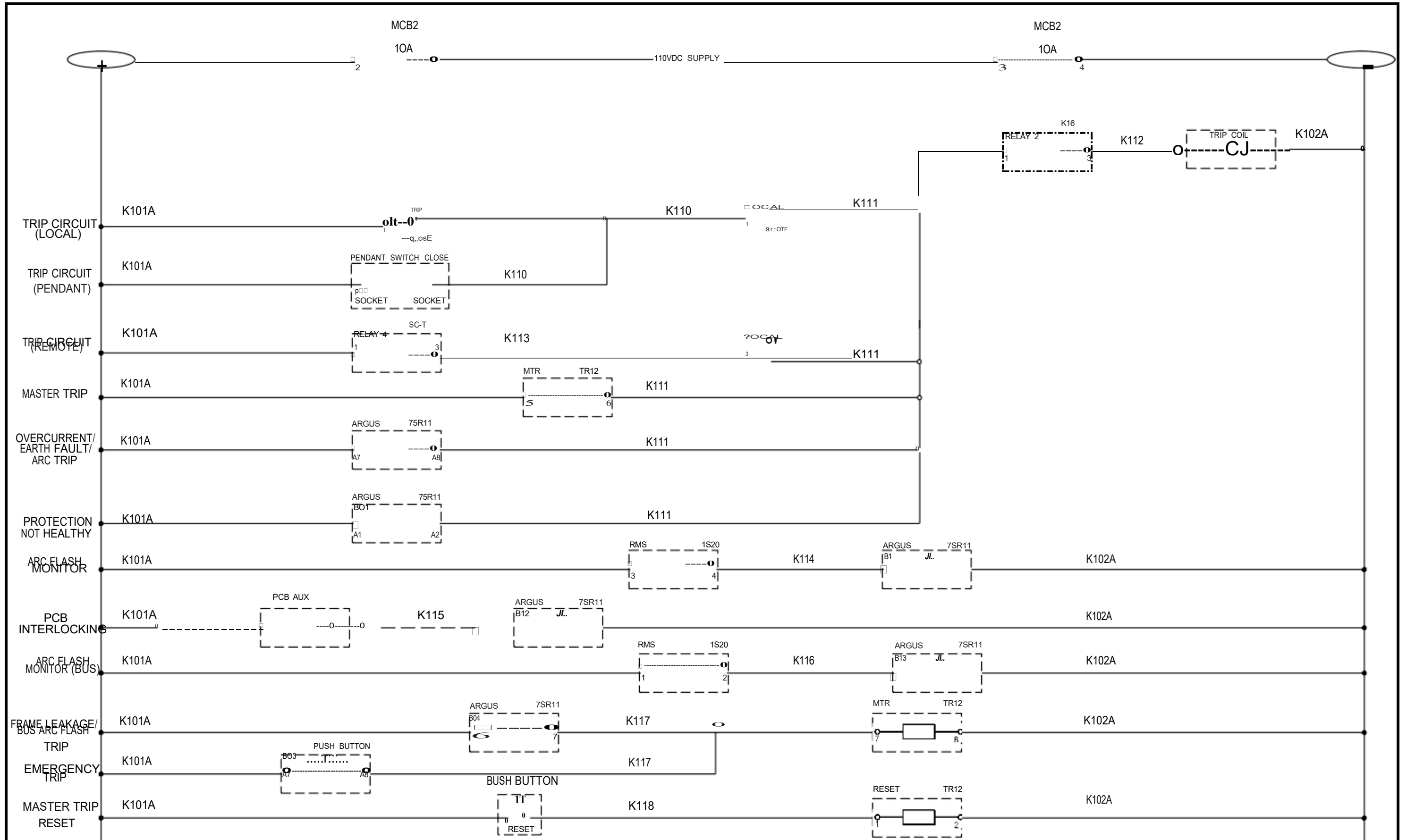
DATE

APPROVED: H KEKANE

AUTHORISED: T CHETTY

11KV INCOMER
 110V SUPPLY AND PROTECTION

ilqş isir
 rail 1nfstructurif
 ma11a□r
BBH7927 SHT 3 OF 8
 VERSION 2 A3



© COPYRIGHT PROTECTED. PREPARED BY CENTRAL DRAWING OFFICE

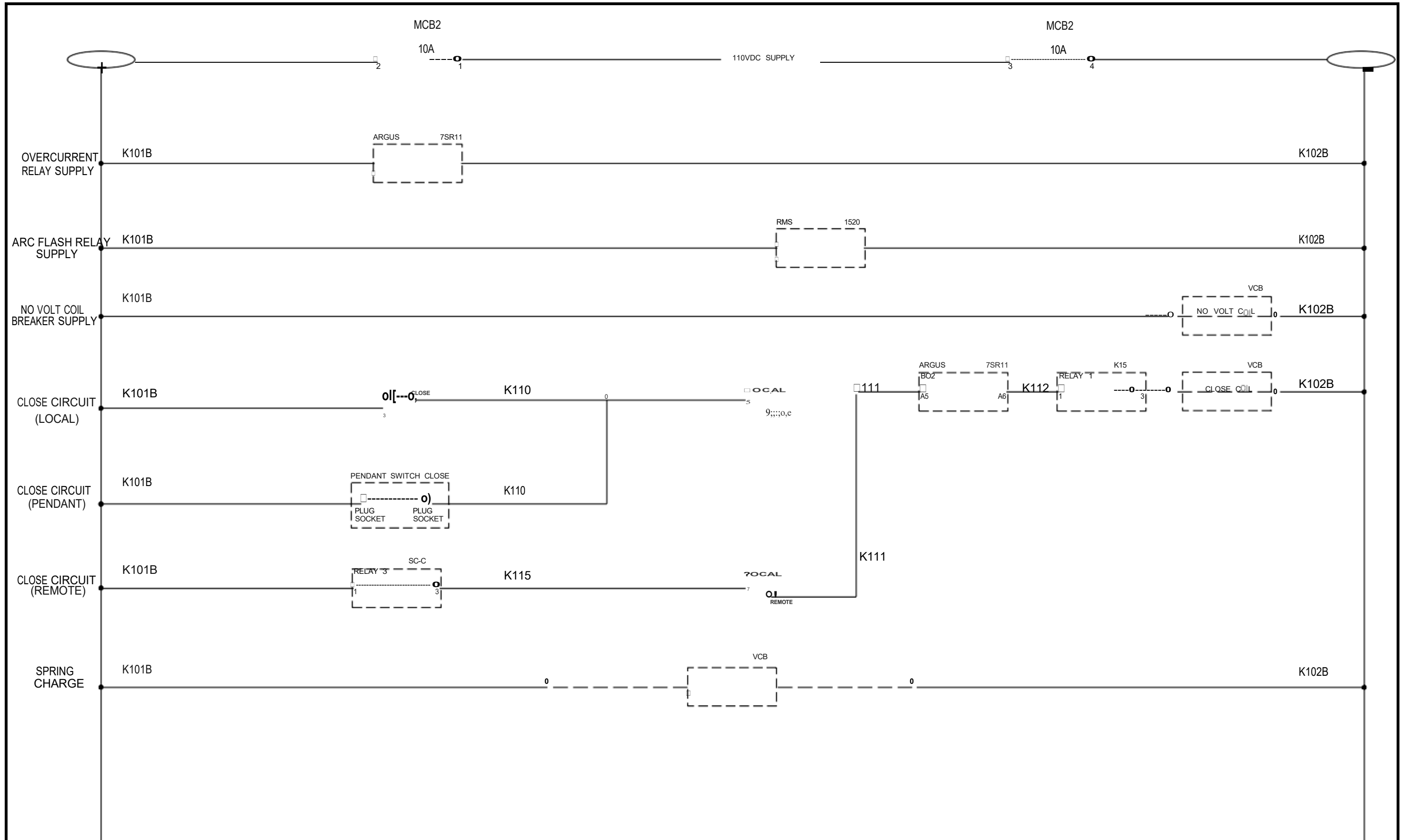
DIMENSIONS : mm SCALE
 TOLERANCE : LIN± - ANG± - ITEM NO : -
 MATERIAL
 VERSION INFO : RELAY LABELS CHANGED

DO REF : COO/ E0981
 GP REF
 DRAWN : XR BHOMELA
 DESIGNED
 CHECKED : LS KEKANE

DATE : □
 APPROVED: HANA
 AUTHORISED: T CHETTY

**11KV INCOMER
 TRIPPING CIRCUIT**

il□□□□□r
 rll Infmstnctur□
 managrr
BBH7927 SHT 4 OF 8
 VERSION 2 A3



© COPYRIGHT PROTECTED. PREPARED BY CENTRAL DRAWING OFFICE

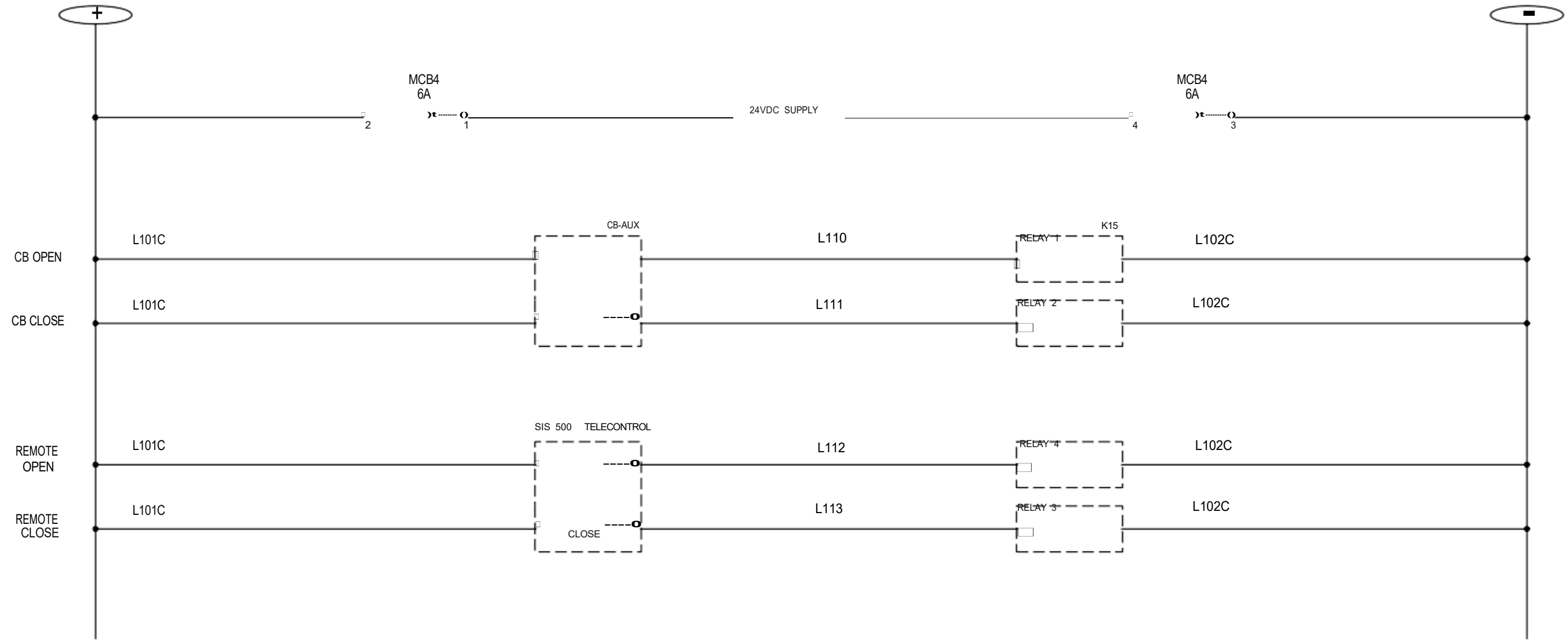
DIMENSIONS : mm SCALE
 TOLERANCE : LIN± - ANG±- ITEM NO : -
 MATERIAL
 VERSION INFO : RELAYS INDICATED AND LABELS CHANGED

DO REF : COO/ E0981
 CP REF
 DRAWN : XR BHOMELA
 DESIGNED
 CHECKED : LS KEKANE

DATE
 APPROVED: H. K. ANANDA
 AUTHORIZED: CHETTY

**11KV INCOMER
 110V SUPPLY AND CLOSING CIRCUIT**

V □
 II □ § □ □ r
 ra111nfractuuri
 ma111a011r
BBH7927 SHT 5 OF 8
 VERSION 3 A3



© COPYRIGHT PROTECTED. PREPARED BY CENTRAL DRAWING OFFICE

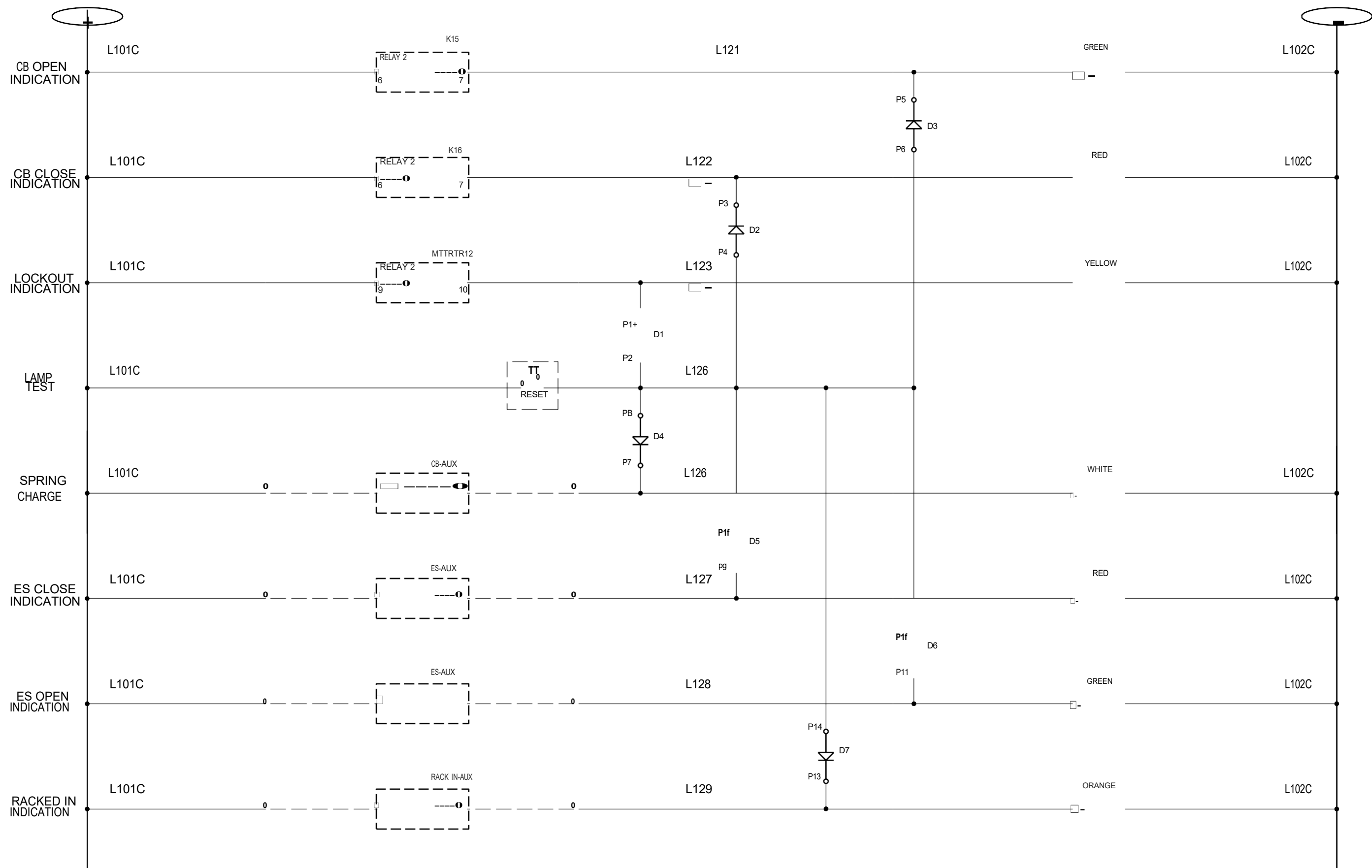
DIMENSIONS : mm
 TOLERANCE : LIN± - ANG± - SCALE
 MATERIAL :
 VERSION INFO : NEW DRAWING

DO REF : COO/ E0981
 CP REF :
 DRAWN : XR BHOMELA
 DESIGNED :
 CHECKED : LS KEKANE

DATE:
 -APPRO A -
 AUTHOR ETTY

**11KV INCOMER
 INDICATION AND AUXILIARY CIRCUITS**

v? II □ □ [f] □ [F]
 raCl Cnfmstrm: tur □
 man11gitr
BBH7927 SHT 6 OF 8
 VERSION 1 A3



© COPYRIGHT PROTECTED. PREPARED BY CENTRAL DRAWING OFFICE

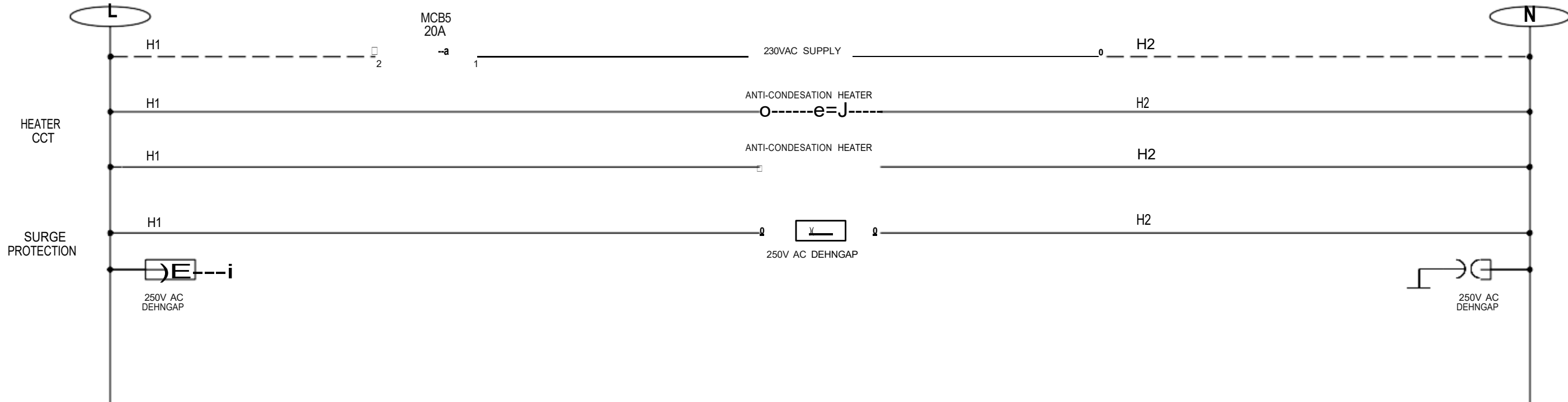
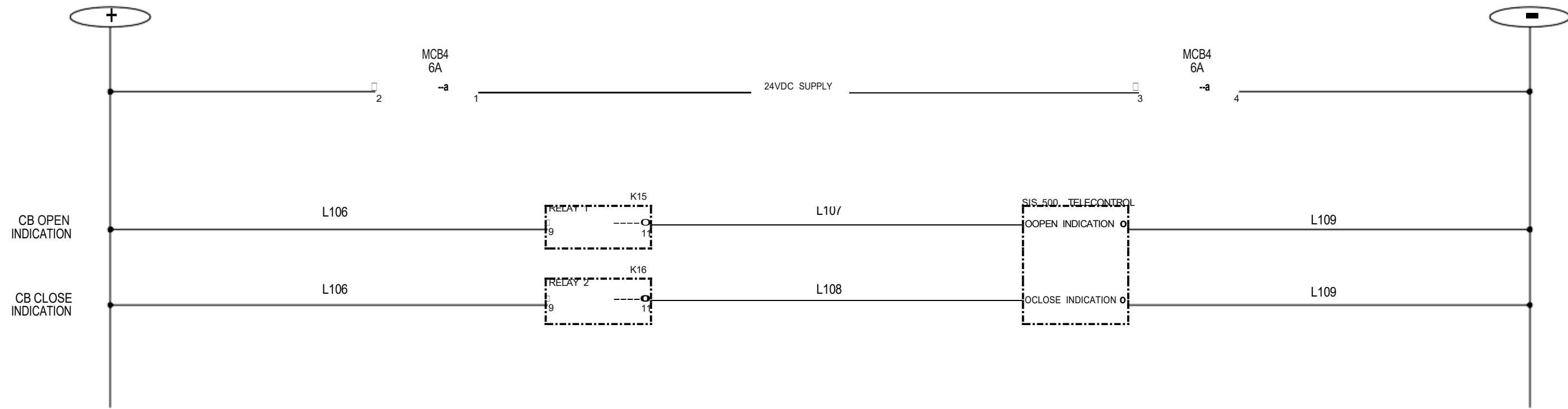
DIMENSIONS • mm SCALE
 TOLERANCE • LIN± - ANG± - ITEM NO • -
 MATERIAL
 VERSION INFO • ADDED SHEET, FOR LIGHT INDICATION

DO REF • COO/ E0981
 CP REF
 DRAWN • L.S KEKANE
 DESIGNED
 CHECKED X.R BHOMELA

DATE
 APPROVED H KEKANE
 AUTHORED T CHETTY

**11KV INCOMER
 LIGHT INDICATION CIRCUIT**

up il □□K□□F
 rail/Infmstructure11
 manag.r
BBH7927 SHT 7 OF 8
 VERSION 3 A3



© COPYRIGHT PROTECTED. PREPARED BY CENTRAL DRAWING OFFICE

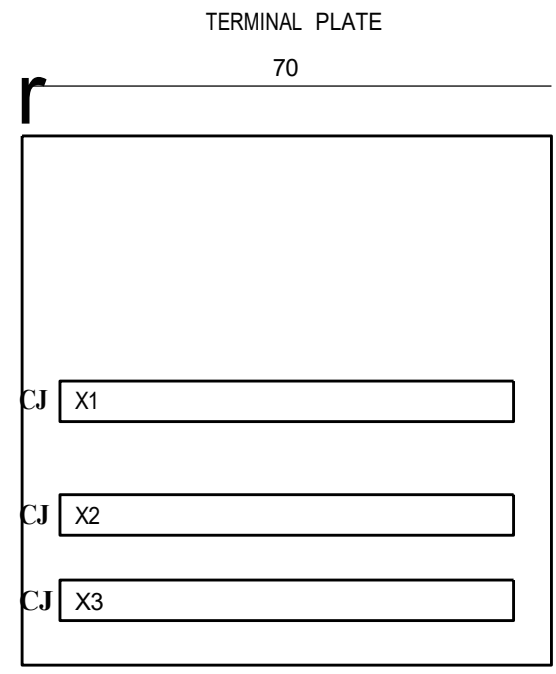
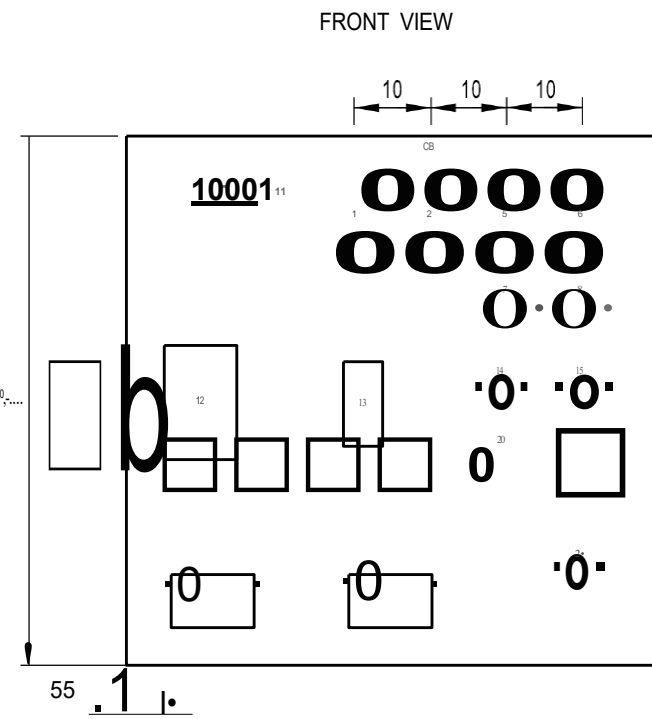
DIMENSIONS : mm
 TOLERANCE : LIN± - ANG± - SCALE
 MATERIAL :
 VERSION INFO : NEW DRAWING

DO REF : COO/ E0981
 CP REF :
 DRAWN : XR BHOMELA
 DESIGNED :
 CHECKED : LS KEKANE

DATE:
 APPROVED H. KEKANA
 AUTH. URSELIT CHETTY

11KV INCOMER INDICATION AND AUXILLIARY CIRCUITS

v?
 II □ □ [f] □ [F]
 raCl Cnfmstrm: tur □
 man11gitr
BBH7927 SHT 8 OF 8
 VERSION 3 A3



POSITION	DESIGNATION	DESCRIPTION
FRONT VIEW OF PANEL		
1	PNH	PROTECTION NOT HEALTHY LAMP
2	CB L/O	CIRCUIT BREAKER LOCK OUT INDICATION
3	CB OPEN	CIRCUIT BREAKER OPEN INDICATION
4	CB CLOSE	CIRCUIT BREAKER CLOSE INDICATION
5	S-CHARGE	SPRING CHARGE INDICATION
6	RACKED	RACKED IN INDICATION
7	ES OPEN	EARTH SWITCH OPEN INDICATION
8	ES CLOSE	EARTH SWITCH CLOSE INDICATION
9	LAMP TEST	LAMP TEST PUSH BUTTON
10	RESET	RESET PUSH BUTTON
11	P/INDICATION	PHASE INDICATION
12	7SR11	OVERCORRECTION FEEDER PROTECTION RELAY
13	1S20	ARC FLASH PROTECTION
14	LOCAL/ REMOTE	LOCAL REMOTE SWITCH
15	TRIP/ CLOSE	TRIP/ CLOSE SWITCH
16	AMP-RED	AMMETER FOR RED PHASE
17	AMP-WHITE	AMMETER FOR WHITE PHASE
18	AMP-BLUE	AMMETER FOR BLUE PHASE
19	V	VOLTMETER
20	E-STOP	EMERGENCY STOP BUTTON
21	PENDANT	PENDANT SWITCH
22	CTTB	CURRENT TRANSFORMER TEST BLOCK
23	VITB	VOLTAGE TRANSFORMER TEST BLOCK
24	VT SELECT	VOLTAGE TRANSFORMER SELECTOR SWITCH
REAR VIEW OF PANEL		
X1		
X2		
X3		

NOTE

1. 1U = 44.45mm
2. THE SCHEME IS DESIGNED FOR MOUNTING A 19 INCH RACK SYSTEM AS PER IEC 60297 THE MODULE AND BACK PLATE ARE 482.6mm WIDE. THE MODULE IS 600mm DEEP.
3. DRAWING ARE DEVELOPED BASED ON CURRENT TECHNOLOGY, PLEASE CONTACT TECHNOLOGY MANAGEMENT FOR SITE SPECIFIC INFORMATION.
4. MANUFACTURE TO SUPPLY AS WIRED DRAWINGS SHOWING ALL CONNECTIONS.
5. IS DESIRED THAT EACH TERMINAL STRIP TO HAVE ATLEAST FOUR(4) SPARE CONNECTION POINTS.

© COPYRIGHT PROTECTED. PREPARED BY CENTRAL DRAWING OFFICE

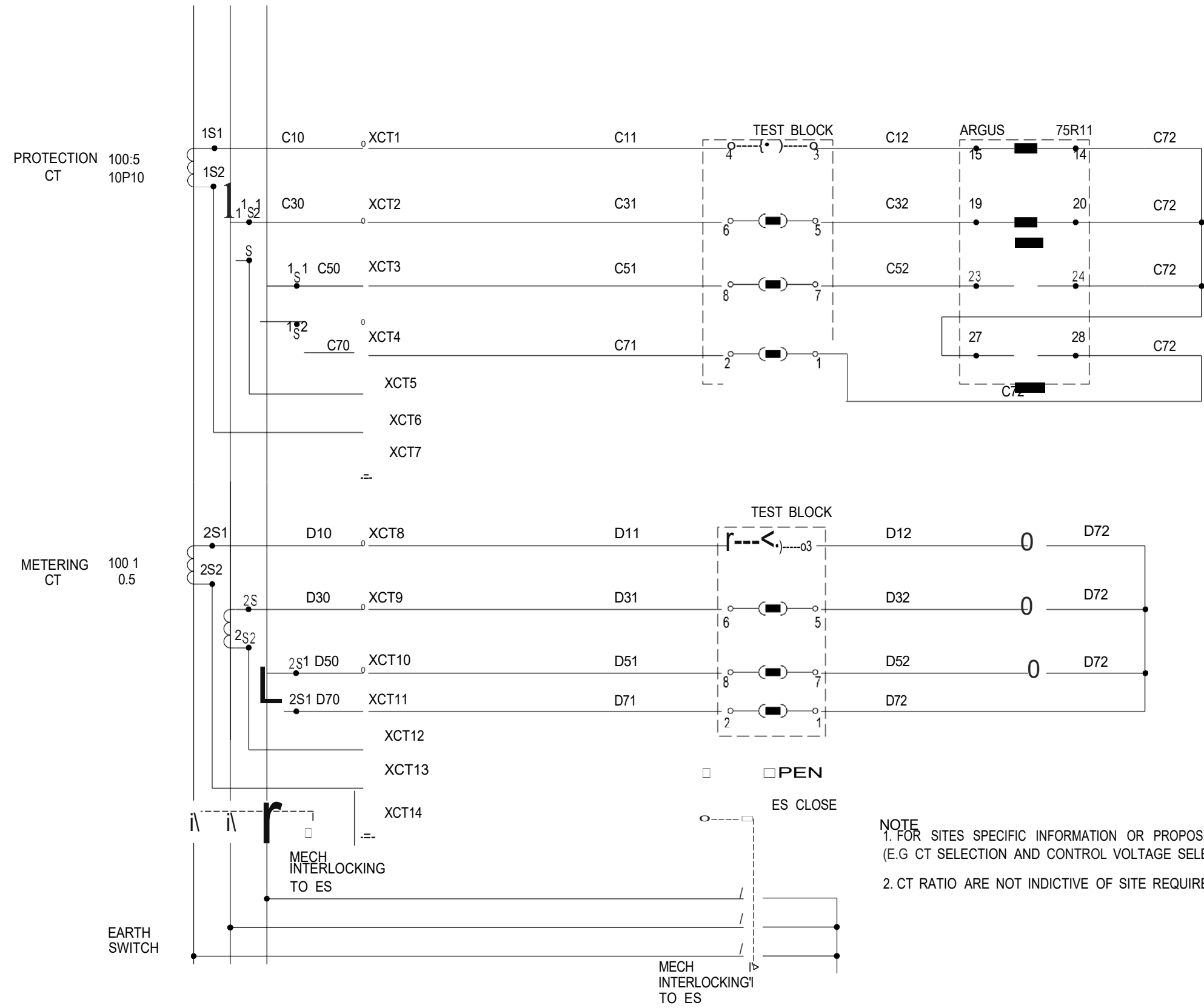
DIMENSIONS : mm SCALE
 TOLERANCE : LIN± - ANG± - ITEM NO :-
 MATERIAL
 VERSION INFO : NEW DRAWING

DO REF : CDO/ E0980
 CP REF
 DRAWN : L.S KEKANE
 DESIGNED
 CHECKED : X.R BHOMELE

DATE:
 APPROVED: *[Signature]*
 AUTHORIZED: CHETTY

**11KV FEEDER RELAY
 PANEL EQUIPMENT LAYOUT**

yr manager
BBH8347 SHT 1 OF 8
 VERSION 1 A3



NOTE
 1. FOR SITES SPECIFIC INFORMATION OR PROPOSED TECHNOLOGIES, PLEASE CONTACT TECHNOLOGY MANAGEMENT (E.G CT SELECTION AND CONTROL VOLTAGE SELECTION).
 2. CT RATIO ARE NOT INDICATIVE OF SITE REQUIREMENT AND ARE DONE FOR ILLUSTRATION PURPOSES.

© COPYRIGHT PROTECTED. PREPARED BY CENTRAL DRAWING OFFICE

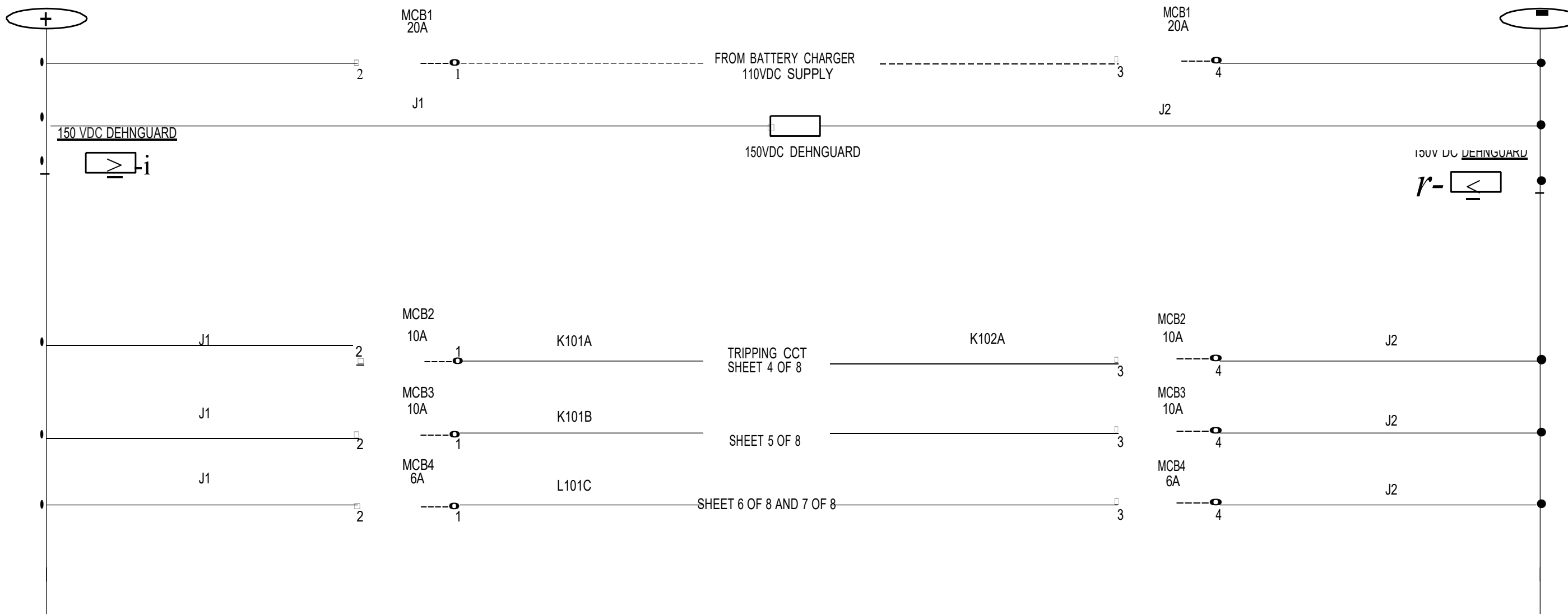
DIMENSIONS : mm
 TOLERANCE : LIN± - ANG± -
 MATERIAL :
 VERSION INFO : NEW DRAWING

DO REF : COO/ E0980
 CP REF :
 DRAWN : L.S KEKANE
 DESIGNED :
 CHECKED : X.R BHOMELE

DATE:
 APPROVED: J. KEKANE
 AUTHORIZED: T. CHETTY

11KV FEEDER LAYOUT SCHEME

yr □:i:□t□c□r□
 manager
BBH8347 SHT 2 OF 8
 VERSION 2 A3



© COPYRIGHT PROTECTED. PREPARED BY CENTRAL DRAWING OFFICE

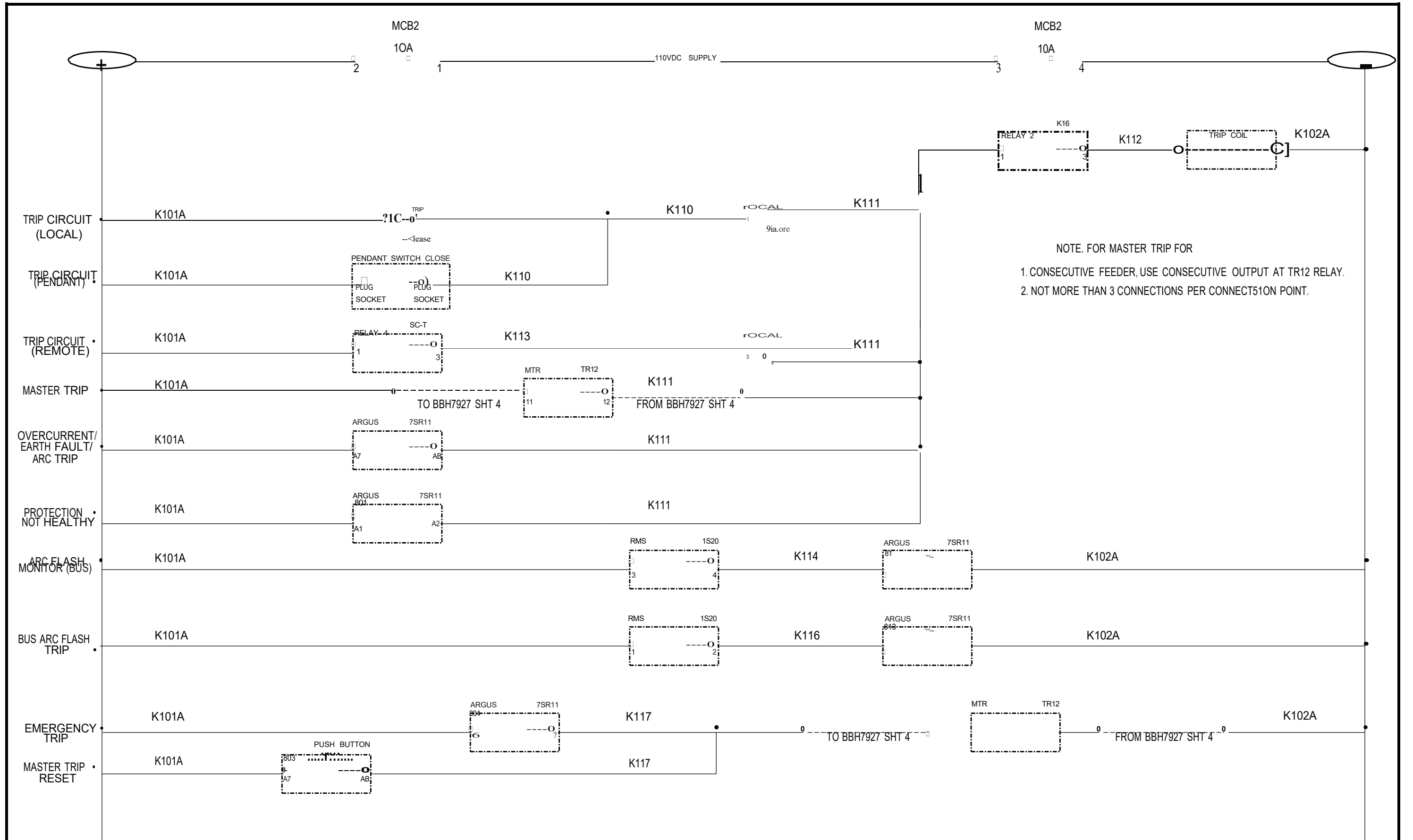
DIMENSIONS	• mm	SCALE
TOLERANCE	• LIN± - ANG± -	ITEM NO • -
MATERIAL		
VERSION INFO	• NEW DRAWING	

DO REF	• CDO/ E0980
CP REF	
DRAWN	• L.S. KEKANE
DESIGNED	
CHECKED	• X.R. BHOMELA

DATE	□
APPROVED	<i>[Signature]</i> KANA
AUTHOR	<i>[Signature]</i> CHETTY

11KV FEEDER
110V SUPPLY AND PROTECTION

IRANSNER rail infrastructure manager
BBH8347 SHT 3 OF 8
VERSION 1 A3



© COPYRIGHT PROTECTED. PREPARED BY CENTRAL DRAWING OFFICE

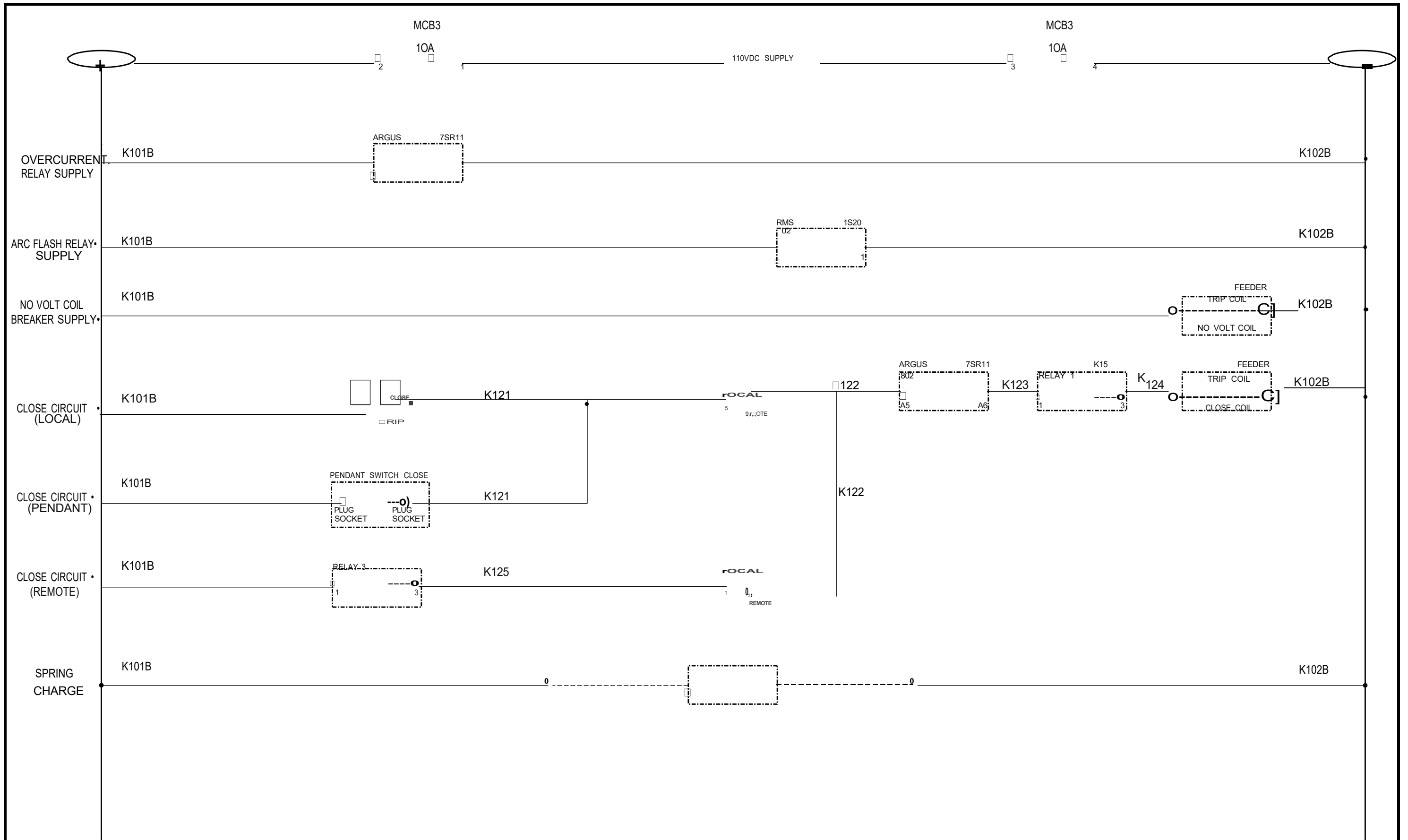
DIMENSIONS • mm SCALE
TOLERANCE • LIN± - ANG± - ITEM NO • -
MATERIAL
VERSION INFO • NEW DRAWING

DO REF • COO/ E0980
CP REF
DRAWN • L.S KEKANE
DESIGNED
CHECKED • X.R BHOMELE

APPROVED: L.S KEKANE
AUTHORISED: T. CHETTY

11KV FEEDER TRIPPING CIRCUIT

yr **IRANSNER**
rail infrastructure manager
BBH8347 SHT 4 OF 8
VERSION 1 A3



© COPYRIGHT PROTECTED. PREPARED BY CENTRAL DRAWING OFFICE

DIMENSIONS	• mm	SCALE
TOLERANCE	• LIN± - ANG± -	ITEM NO • -
MATERIAL		
VERSION INFO	• NEW DRAWING	

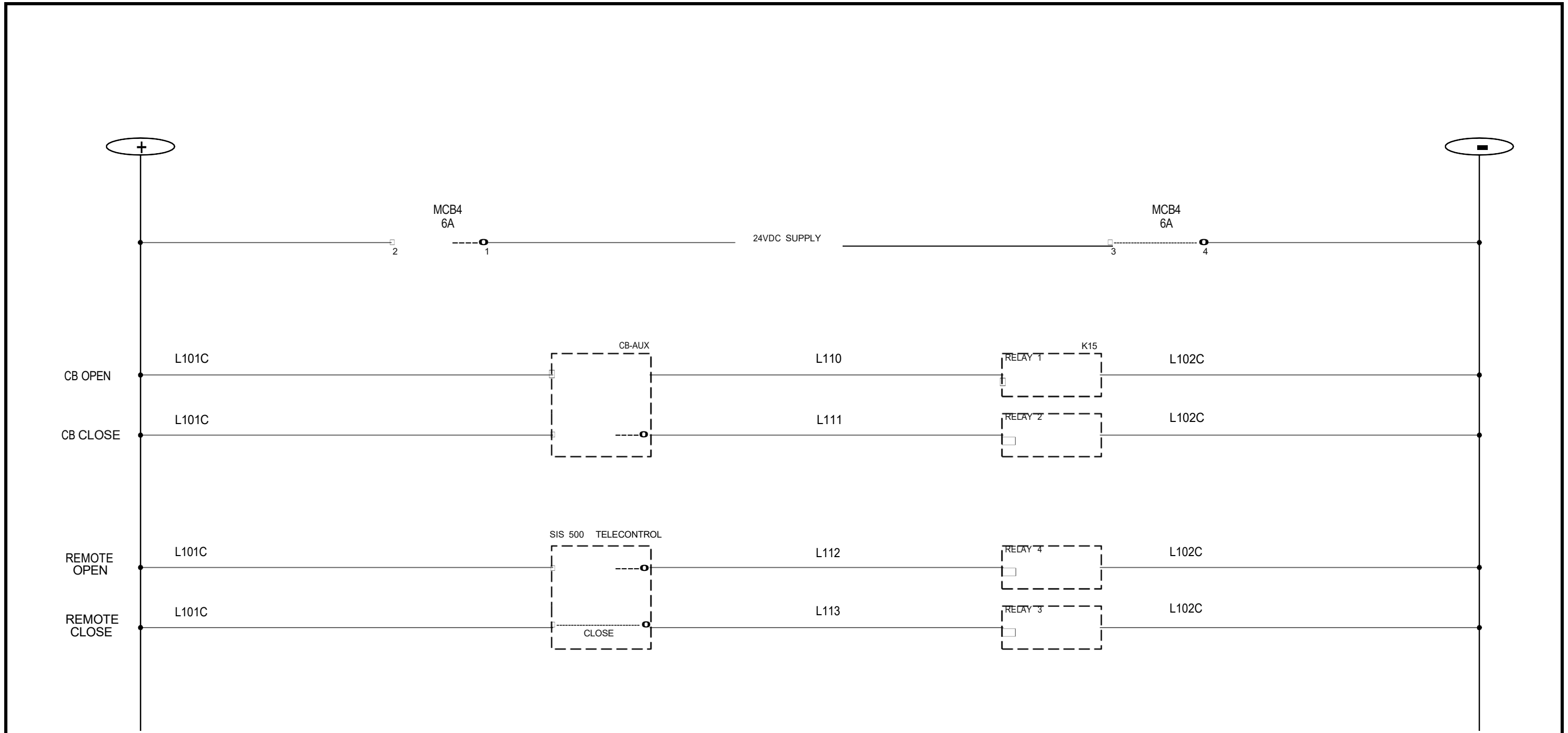
DO REF	• COO/ E0980
CP REF	
DRAWN	• L.S. KEKANE
DESIGNED	
CHECKED	• X.R. BHOMELA

DATE	
APPROVED	• L.S. KEKANE
AUTHORISED	• T. CHETTY

**11KV FEEDER
110V SUPPLY AND CLOSING CIRCUIT**



manager
BBH8347 SHT 5 OF 8
VERSION 2




© COPYRIGHT PROTECTED. PREPARED BY CENTRAL DRAWING OFFICE

DIMENSIONS	• mm	SCALE
TOLERANCE	• LIN± - ANG± -	ITEM NO • -
MATERIAL		
VERSION INFO	• NEW DRAWING	

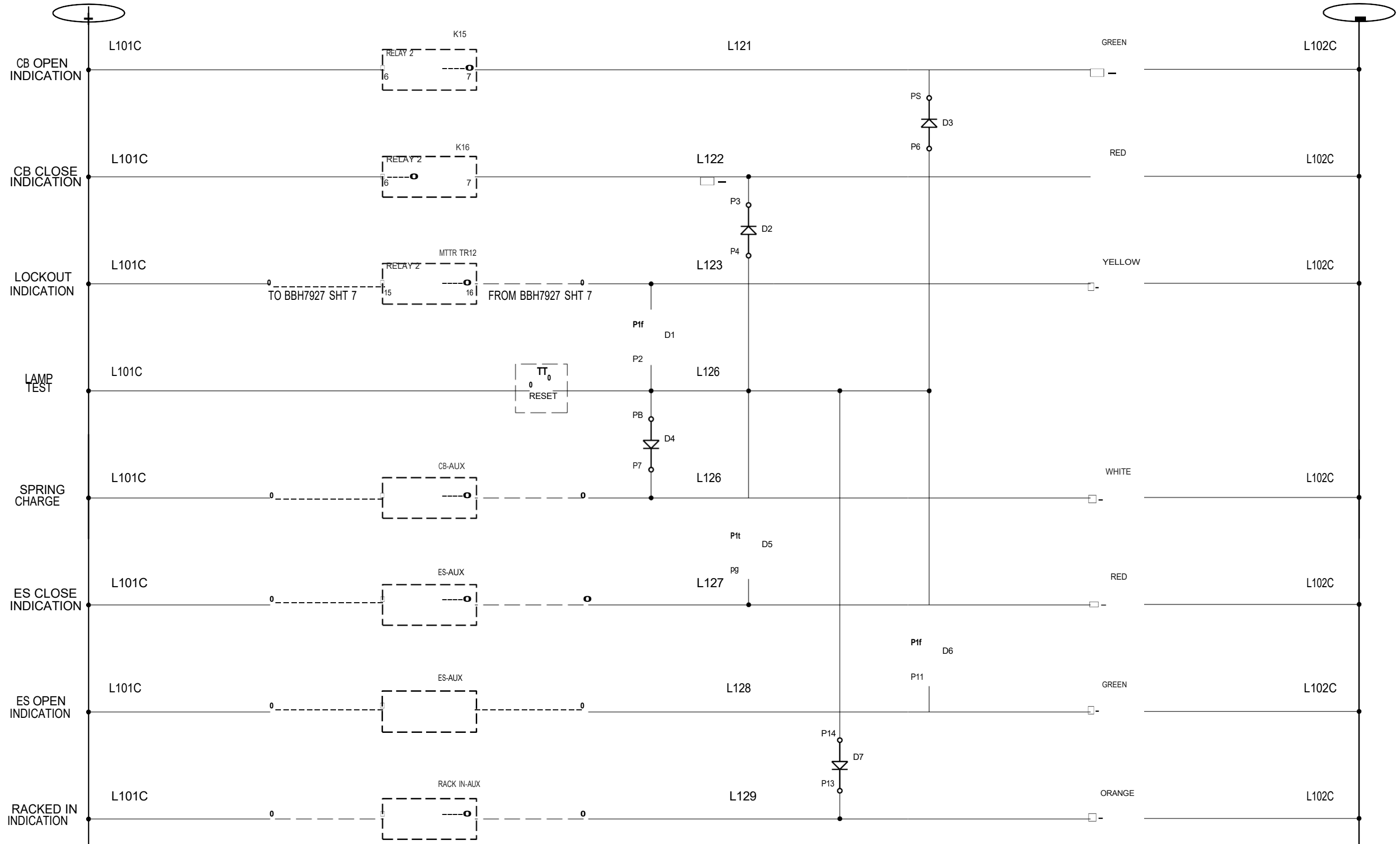
DO REF	• COO/ E0980
CP REF	
DRAWN	• L.S. KEKANE
DESIGNED	
CHECKED	X.R. BHOMELA

DATE	□
APPROVED	<i>[Signature]</i> KANA
AUTHORISED	T. CHETTY

**11KV FEEDER
INDICATION CIRCUIT**



□:::□□□□□□□□□□
manager
BBH8347 SHT 6 OF 8
VERSION 1



© COPYRIGHT PROTECTED. PREPARED BY CENTRAL DRAWING OFFICE

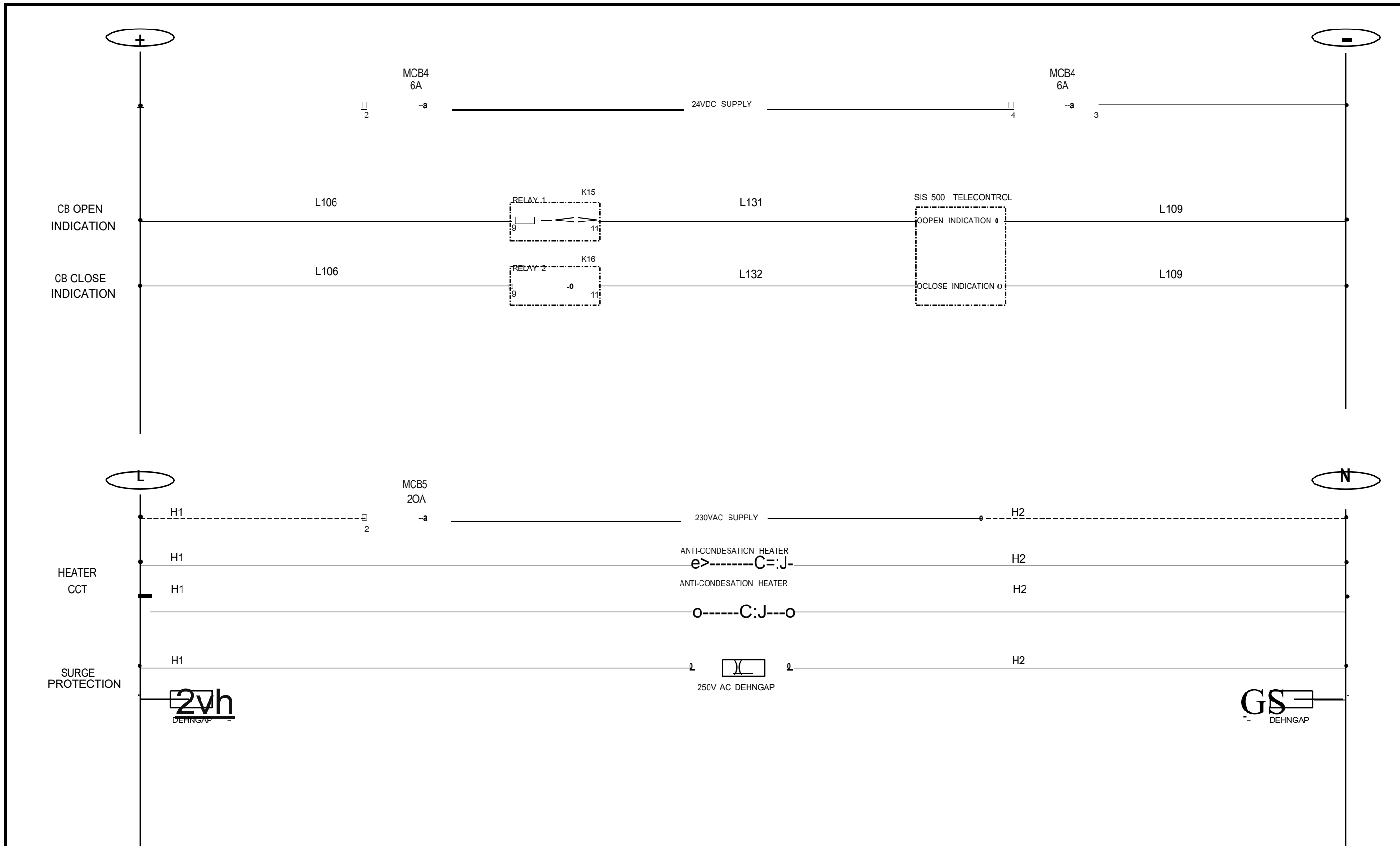
DIMENSIONS : mm
 TOLERANCE : LIN± - ANG± -
 MATERIAL :
 SCALE :
 ITEM NO : -
 VERSION INFO : NEW DRAWING

DO REF : COO/ E0980
 CP REF :
 DRAWN : L.S KEKANE
 DESIGNED :
 CHECKED : X.R BHOMELA

DATE :
 APPROVED :
 AUTHORIZED : T. CHETTY

**11KV FEEDER
 INDICATION AND AUXILLIARY CIRCUITS**

f IRANSNER
 rail infrastructure
 manager
BBH8347 SHT 7 OF 8
 VERSION 2 A3



© COPYRIGHT PROTECTED. PREPARED BY CENTRAL DRAWING OFFICE

DIMENSIONS : mm
 TOLERANCE : LIN± - ANG± - ITEM NO : -
 MATERIAL
 VERSION INFO : NEW DRAWING

DO REF : COO/ E0980
 CP REF
 DRAWN : L.S KEKANE
 DESIGNED
 CHECKED : X.R BHOMELA

DATE
 APPROVED: J. KEKANE
 AUTHORIZED: T. CHETTY

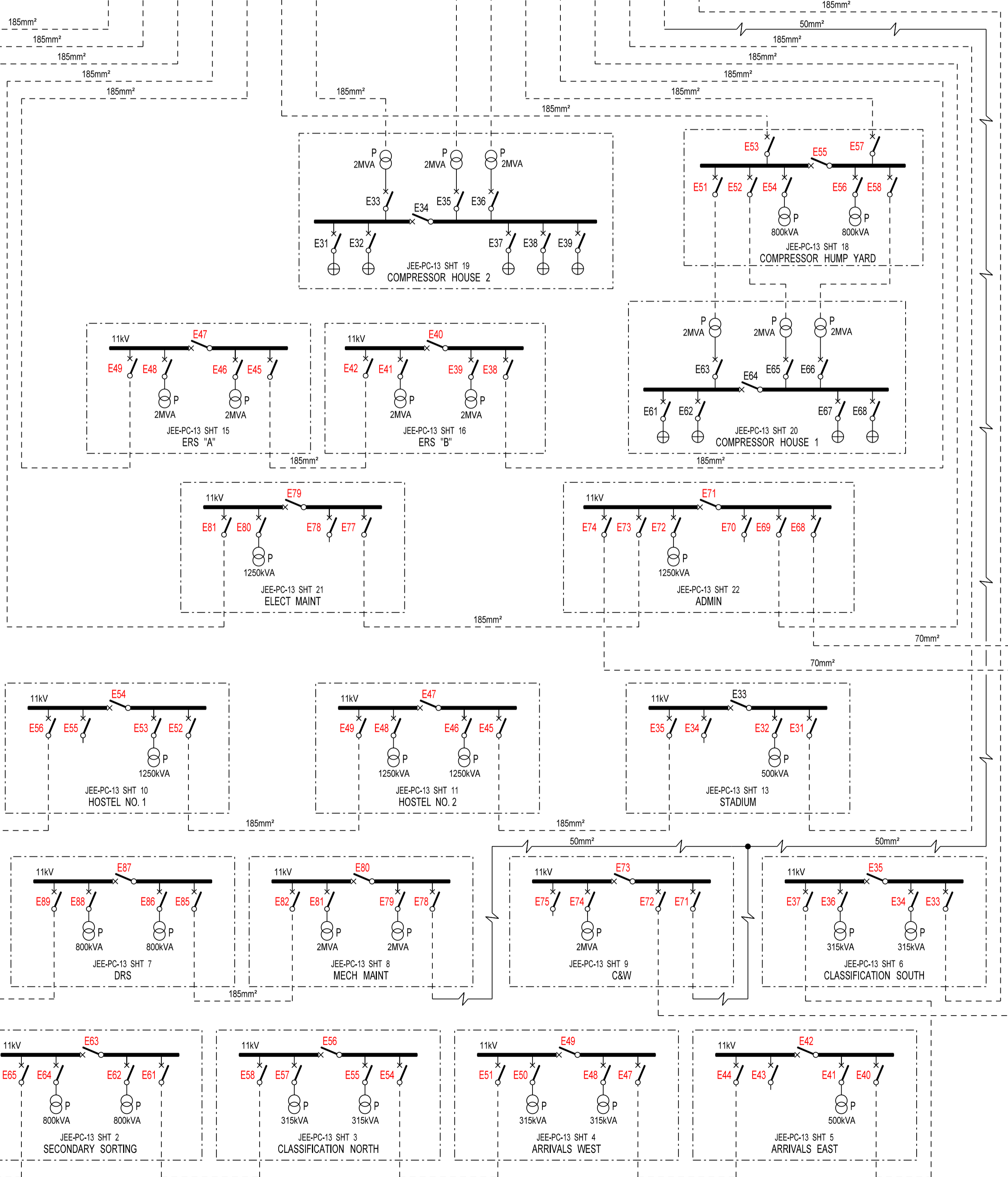
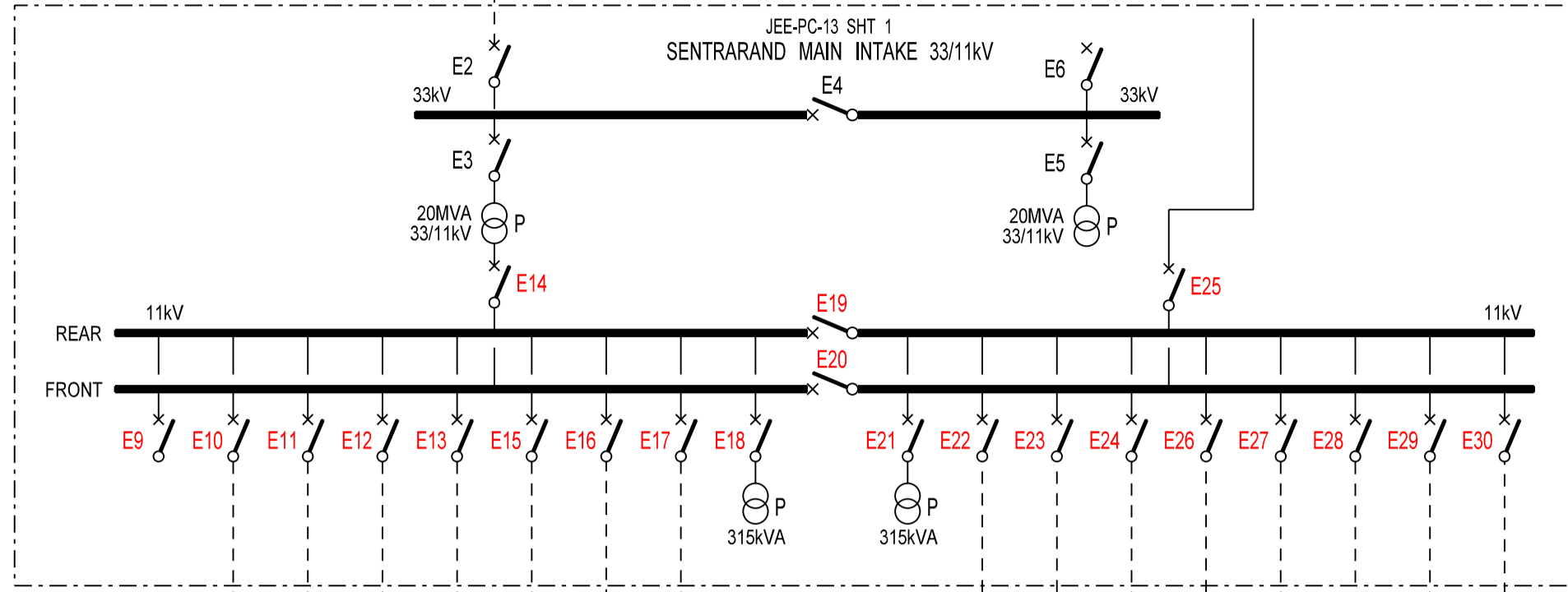
**11KV FEEDER
 INDICATION AND AUXILLIARY CIRCUITS**

IRANSNER
 rail infrastructure
 manager
BBH8347 SHT 8 OF 8
 VERSION 1 A3



NOTES
 1. FOR DESCRIPTION OF SYMBOLS SEE BBB3569.
 2. THIS DRAWING CANCELS DRAWINGS NO. JEE-PEB-119 AND JEE-PEB-212 SHT 1 AND 2.
 3. THIS SWITCHING DIAGRAM IS NOT DRAWN IN RELATION TO THE PHYSICAL TRACK LAYOUT AND SWITCH POSITIONS.

LEGEND
 ⊕ COMPRESSOR UNIT



© COPYRIGHT PROTECTED. PREPARED BY CENTRAL DRAWING OFFICE

VERSION INFO :
 11kV FEED TO E25.

DO REF : CDO/9384
 CP REF :
 DRAWN : D HATTINGH
 DO CHECKED : D HATTINGH

IMPLEMENTATION DATE: 2019-08-27
 D SIBIYA
 AUTHORISED

11/33kV SWITCHING DIAGRAM
 SENTRARAND

TRANSNET
 freight rail
 BBF3543
 VERSION 2 A2

PART C4: SITE INFORMATION

Document reference	Title	No of pages
	This cover page	1
	Site Information	1
	Total number of pages	2

1. Description of the Site and its surroundings

1.1. General description

The site is located within the railway vicinity in Sentrarand area, Gauteng, with GPS coordinates: (-26.075950, 28.463300)

The *Contractor* shall attend the site briefing and be acquainted with the nature of the *works*, the conditions under which the work is to be performed, the means of access to the site, any limitations or other authorities and in general with all matters that may influence or affect the contract.

The *Contractor* shall be deemed to have allowed in their tender for any additional cost to be involved due to the foregoing.

1.2. Existing buildings, structures, and plant & machinery on the Site

The site is in the railway vicinity and safe working distances are to be maintained at all times.

The railway line is operational and the construction work is to be conducted in such a way so as not to disrupt movement of trains. The *Contractor* shall allow for working under these conditions.

Access to areas adjacent to the construction site shall be maintained at all times.

1.3. Subsoil information

It is also to be noted that the top soil is made up gravel soil and the area is a wet land, should there be a trench of 2m or deeper then there will be underground water surfacing up. If the work is done in spring or summer, it is to be noted that the service road will be slippery because of rains so a construction vehicle that can withstand slippery roads is recommended.

1.4. Hidden services

It is the responsibility of the *Contractor* to detect and protect the existing services. The *Contractor* shall liaise with the *Project Manager* in this regard.

