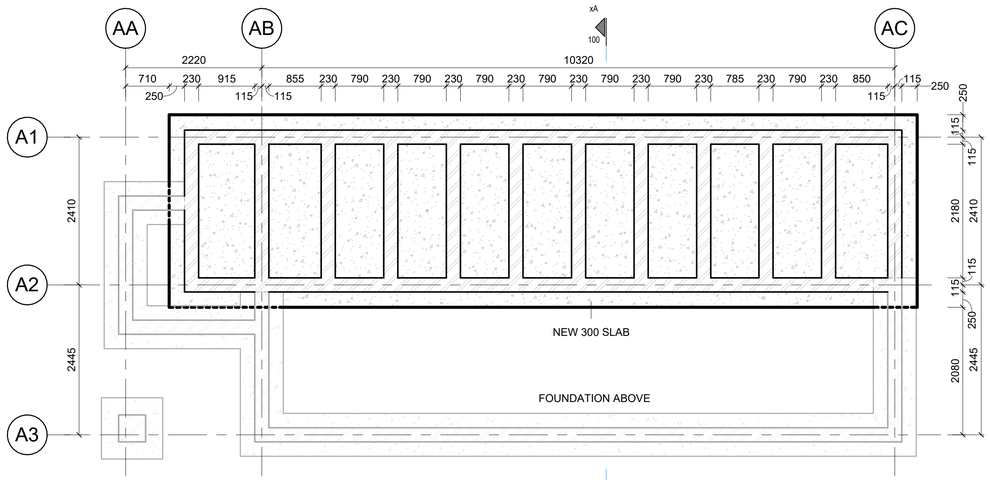


## BLOCK B PIT FOUNDATION LAYOUT
Scale 1 : 50

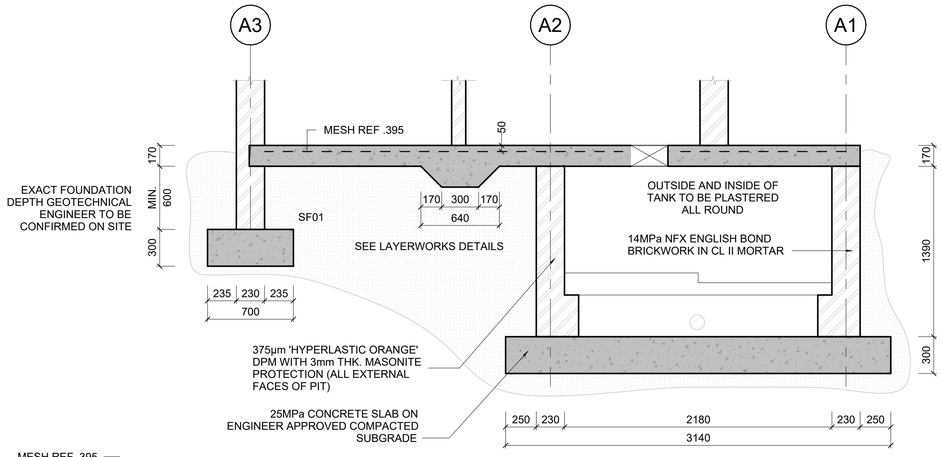


## SECTION xA-xA
Scale 1 : 25

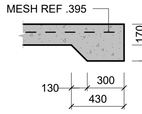


## SLAB EDGE THICKENING DETAIL
Scale 1 : 25

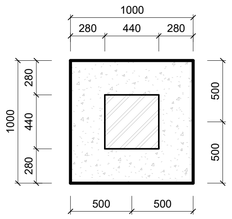

## BASE TYPE BT01 (PLAN)
Scale 1 : 25

**NOTES:**

FOR LAYERWORKS REFER TO SEPARATE DETAIL

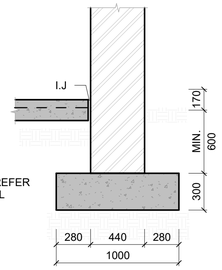


## BASE TYPE BT01 (SECTION)
Scale 1 : 25

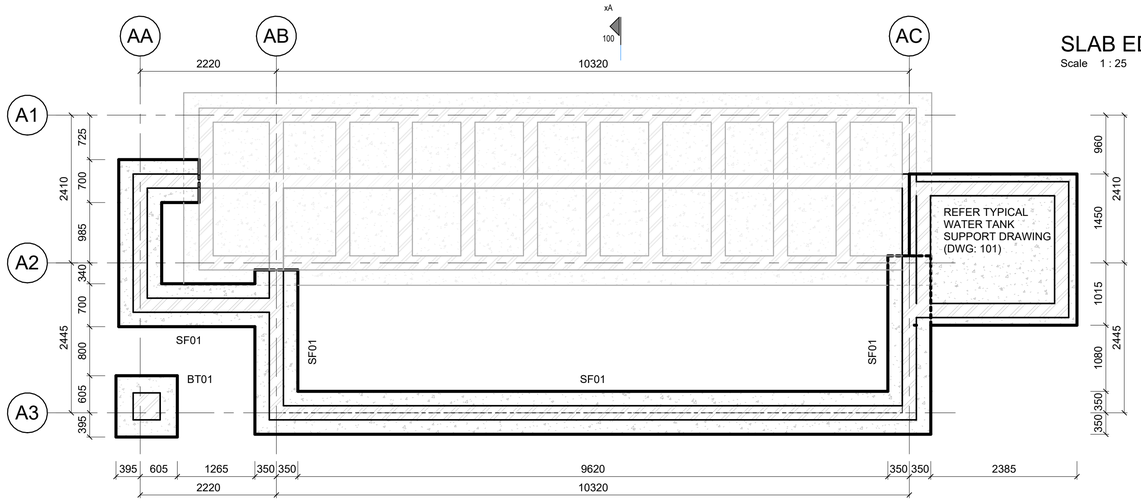


## BLOCK B FOUNDATION LAYOUT
Scale 1 : 50

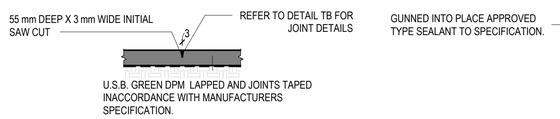


**NOTE:**

FOR LAYERWORKS REFER TO SEPARATE DETAIL.
SAW CUT SLAB WITHIN 24 HOURS OF CONCRETE HARDENING

## SAW CUT JOINT (S.J)
Scale 1 : 25

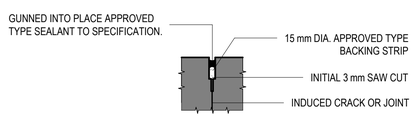


## DETAIL TB
Scale 1 : 5

| COLUMN SCHEDULE | |
|---|---|
| TYPE | DESCRIPTION |
| CL01 | 440x440 BRICK PIER |

| BASE FOUNDATION SCHEDULE | |
|---|---|
| TYPE | DESCRIPTION |
| BT01 | 1000x1000x300 RC BASE |

| STRIP FOOTING FOUNDATION SCHEDULE | |
|---|---|
| TYPE | DESCRIPTION |
| SF01 | 700x300 S.F |

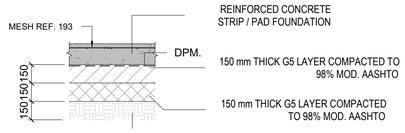


**NOTE:**

LAYERWORKS ASSUMES AN INSITU CBR > 15.

## LAYERWORKS DETAIL: SURFACEBED
Scale 1 : 25

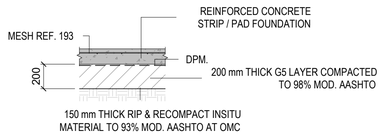


**NOTE:**

LAYERWORKS ASSUMES AN INSITU CBR > 15.

## LAYERWORKS DETAILS: FOUNDATIONS
Scale 1 : 25

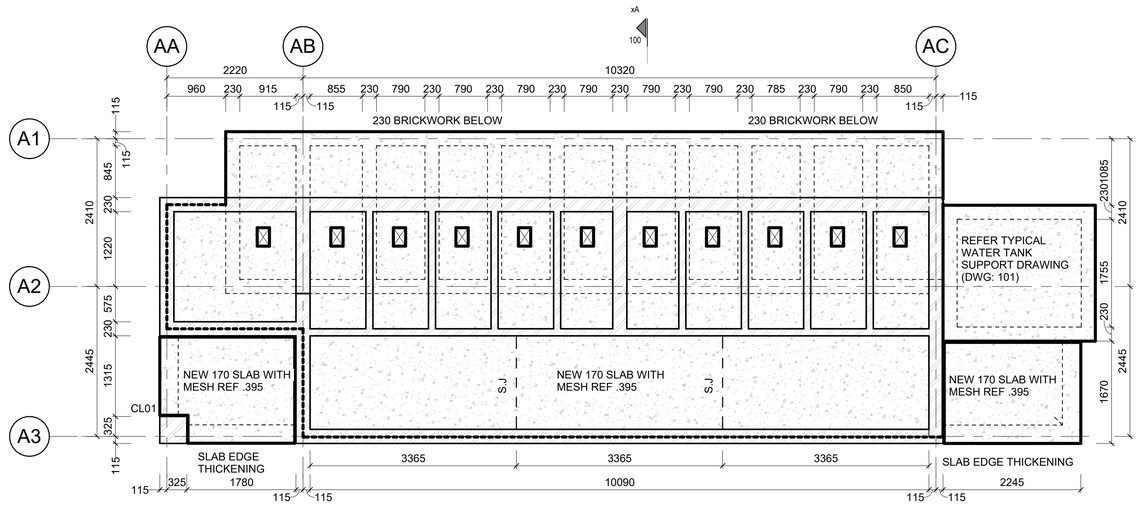


## BLOCK B GROUND FLOOR LAYOUT
Scale 1 : 50

**NOTES**

1. FOR GENERAL NOTES; REFER TO DRAWING:
2. DRAWINGS ARE NOT TO BE SCALED. ALL LEVELS AND DIMENSIONS TO BE VERIFIED ON SITE PRIOR TO COMMENCEMENT OF WORKS. ANY DISCREPANCIES TO BE BROUGHT TO THE ENGINEER / ARCHITECT'S ATTENTION IMMEDIATELY
3. THIS DRAWING IS TO BE READ IN CONJUNCTION WITH ALL OTHER DRAWINGS, SCHEDULES AND SPECIFICATIONS RELATED TO THIS PROJECT.
4. ALL BUILDING WORK AND MATERIALS ARE TO COMPLY WITH LOCAL AUTHORITY'S REQUIREMENTS AND ARE TO BE IN ACCORDANCE WITH SANS 10400 NATIONAL BUILDING REGULATIONS

**ISSUE / REVISION**

| NO | DESCRIPTION | DATE |
|---|---|---|
| A | ISSUED FOR TENDER | 2022/11/10 |

**CLIENT** LDoE / THE MVULA TRUST

LIMPOPO PROVINCIAL GOVERNMENT REPUBLIC OF SOUTH AFRICA
DEPARTMENT OF EDUCATION

THE MVULA TRUST
leading developmental NGO

**CONSULTANT**

SIST ENGINEERS
SIMPLE INNOVATIVE SOLUTIONS ON TIME
22 SMISO NKWANYANA/GOBLE ROAD,
P.O BOX _ _ _ DURBAN, 3630
KWAZULU-NATAL, SOUTH AFRICA
TEL : +27 31 065 1099
www.sistengineers.co.za
Email : talu@sistengineers.co.za

**PROJECT**

PROPOSED PERMANENT SANITATION FACILITIES FOR NDAEDZO SECONDARY SCHOOL

**DRAWING TITLE**

BLOCK A
PROPOSED GIRLS LERNERS ABLUTION

**DRAWING CHECKS**

| DESIGNED | DRAWN | CHECKED BY | DATE |
|---|---|---|---|
| T.MUDAU | S.KHOMO | T.MUDAU | 2022/11/10 |

**PROFESSIONAL APPROVAL**

ENGINEER: T.MUDAU PR REG. No : 201430310
SIGNATURE: DATE: 2022-11-10

**DISCIPLINE**

STRUCTURES

**DRAWING NUMBER**

| PROJECT | ROLE | DRAWING NO | STAT. | REV |
|---|---|---|---|---|
| SIST221101 - | SE - | 100 - | T - | A |

P: PRELIMINARY / C: CONSTRUCTION / D: DRAFT / T: TENDER / A: AS-BUILT

**SCALE** A1 As indicated

## LEGEND

| | | | |
|---|---|---|---|
| TOC | TOP OF CONCRETE | CJ | CONSTRUCTION JOINT |
| TOW | TOP OF WALL | SJ | SAW CUT JOINT |
| D/S | DOWNSTAND CONCRETE | MJ | MOVEMENT JOINT |
| U/S | UPSTAND CONCRETE | IJ | ISOLATION JOINT |
| RWP | RAINWATER PIPE | FB | FULL BORE OUTLET |

## KEY:

NEW WALL
EXISTING WALL TO REMAIN
EXISTING WALL TO BE DEMOLISHED

ALL DIMENSIONS TO BE CHECKED ON SITE PRIOR TO THE COMMENCEMENT OF ANY WORK. ANY DISCREPANCIES TO BE REPORTED TO THE AUTHOR IMMEDIATELY. THIS DRAWING IS TO BE READ IN CONJUNCTION WITH ALL ARCHITECTURAL AND STRUCTURAL DRAWINGS.

**FOR TENDER**