



REQUEST FOR BIDS:

APPOINTMENT OF A SERVICE PROVIDER FOR A GRADE 6GB CIDB REGISTERED CONTRACTOR FOR THE CONSTRUCTION OF A SKILLS DEVELOPMENT CENTRE IN GA-MAFEFE (24°12'14.3"S 30°06'43.6E)

(BID NUMBER: PROC T656)

COMPULSORY BRIEFING SESSION ON: 18 JULY 2024 @10H00

VENUE: GA-MAFEFE (24°12'14.3"S 30°06'43.6E)

CLOSING DATE AND TIME: 14 AUGUST 2024 AT 11H00 AM

A handwritten signature in black ink, consisting of a stylized 'P' followed by a flourish.

CONTENTS	PAGE
BID DOCUMENTS CHECK LIST	3
1. INVITATION TO BID.....	3
2. PRICING SCHEDULE	8
3. DECLARATION OF INTEREST SBD 4.....	10
4. PREFERENCE POINTS	12
5. CONTRACT FORM - RENDERING OF SERVICES SBD 7.2.....	17
8. AUTHORITY FOR SIGNATORY	19
9. TERMS OF REFERENCE / SPECIFICATIONS.....	20
10. GENERAL CONDITIONS OF CONTRACT	33
11. SUPPLIER DECLARATION FORM	48

BID DOCUMENTS CHECK LIST:

VERY IMPORTANT: THE CONTENTS OF THE BID/ TENDER DOCUMENT MUST BE AS FOLLOWS:

The potential bidder must submit four (4) Bid proposals, compile one (1) original, (1) electronic version (USB), make one (1) copy from the original bid document and email proposal to Tenders@serviceseta.org.za in a zipped file up to a maximum size of 100MB.

1. The Services SETA bid documents must be submitted in official format (not to be re-typed).
2. The bid proposal must be properly bonded, punched, numbered and separated per checklist schedule below.

PLEASE SUBMIT THE BID PROPOSAL AS PER AFOREMENTIONED SUBMISSION REQUIREMENTS AND BELOW CHECKLIST SCHEDULE, AS IT MAKES IT EASIER FOR THE BID EVALUATION COMMITTEE TO EVALUATE YOUR PROPOSAL.

Checklist Schedule

Schedules	Description	Submitted: YES or NO
Schedule 1	The potential bidder must be registered with National Treasury Central Supplier Database (CSD)	
Schedule 2	Bid document must be signed and duly completed, together with all declaration of interest/standard bidding documents (SBD's 1, 3.3, 4, 6.1 and 7.2)	
Schedule 3	Provide and attach a copy of Company Registration Certificate	
Schedule 4	Provide and attach the certified copy of the grade 6GB CIDB	
Schedule 5	The Potential Bidder or the Subcontractor must provide and attach a proof of CIDB Electrical Building (EB) registration.	
Schedule 6	The potential bidder must submit Proof of its B-BBEE Status Level of Contributor	
Schedule 7	The potential bidder must be tax compliant on National Treasury Central Supplier Database (CSD) prior to award.	
Schedule 8	Capability of Service Provider	
Schedule 9	Methodology and project approach	
Schedule 10	Similar Project Experience	
Schedule 11	Assignment Experience	
Schedule 12	Subcontracting	
Schedule 13	Identity Documents, Cancelled Cheque or Letter from the Bank Confirming Banking Details	
Schedule 14	Pricing Schedule	
Schedule 15	Bid proposals (4) compile one (1) original, (1) electronic version (USB) , make one (1) copy from the original bid document must be properly bounded and email proposal to Tenders@serviceseta.org.za in a zipped file up to a maximum size of 100MB.	

PART A
INVITATION TO BID

YOU ARE HEREBY INVITED TO BID FOR REQUIREMENTS OF THE (SERVICES SETA)					
BID NUMBER:	PROC T656	CLOSING DATE:	14 AUGUST 2024	CLOSING TIME:	11H00AM
DESCRIPTION	APPOINTMENT OF A SERVICE PROVIDER FOR A GRADE 6GB CIDB REGISTERED CONTRACTOR FOR THE CONSTRUCTION OF A SKILLS DEVELOPMENT CENTRE IN GA-MAFEFE (24°12'14.3"S 30°06'43.6E)				
BID RESPONSE DOCUMENTS MAY BE DEPOSITED IN THE BID BOX SITUATED AT (STREET ADDRESS)					
(SERVICES SETA HEAD OFFICE)					
15 SHERBORNE ROAD, PARKTOWN, JOHANNESBURG 2193					
NB: ALL BIDS MUST BE SUBMITTED IN THE TENDER BOX					
The bid box is open during office hours:					
Monday – Thursday: 8am – 4pm					
Friday: 8am – 3pm					
NOTE!					
THE RELEVANT AUTHORITY MUST SIGN IN FULL WHERE REQUIRED AND INITIAL ALL PAGES OF THE SBD FORMS					
BIDS MUST BE SUBMITTED AS <u>1 ORIGINAL, ELECTRONIC COPY (USB), 1 COPY AND EMAIL PROPOSAL TO Tenders@serviceseta.org.za IN A ZIPPED FILE UP TO A MAXIMUM SIZE OF 100MB</u> , EACH MARKED AS SUCH.					
BIDDING PROCEDURE ENQUIRIES MAY BE DIRECTED TO			TECHNICAL ENQUIRIES MAY BE DIRECTED TO:		
CONTACT PERSON	Conny Mathebula	CONTACT PERSON	Nyiko Michavi		
TELEPHONE NUMBER	(011) 276 9621	TELEPHONE NUMBER	(011) 694 8693		
FACSIMILE NUMBER	N/A	FACSIMILE NUMBER	N/A		
E-MAIL ADDRESS	tenders@serviceseta.org.za	E-MAIL ADDRESS	<a href="mailto:InfrastructureTenders@service
seta.org.za">InfrastructureTenders@service seta.org.za		
SUPPLIER INFORMATION					
NAME OF BIDDER					
POSTAL ADDRESS					

STREET ADDRESS					
TELEPHONE NUMBER	CODE		NUMBER		
CELLPHONE NUMBER					
FACSIMILE NUMBER	CODE		NUMBER		
E-MAIL ADDRESS					
VAT REGISTRATION NUMBER					
SUPPLIER COMPLIANCE STATUS	TAX COMPLIANCE SYSTEM PIN:		OR	CENTRAL SUPPLIER DATABASE No:	MAAA
ARE YOU THE ACCREDITED REPRESENTATIVE IN SOUTH AFRICA FOR THE GOODS /SERVICES OFFERED?	<input type="checkbox"/> Yes <input type="checkbox"/> No [IF YES ENCLOSE PROOF]		ARE YOU A FOREIGN BASED SUPPLIER FOR THE GOODS /SERVICES OFFERED? <input type="checkbox"/> Yes <input type="checkbox"/> No [IF YES, ANSWER THE QUESTIONNAIRE BELOW]		
QUESTIONNAIRE TO BIDDING FOREIGN SUPPLIERS					
IS THE ENTITY A RESIDENT OF THE REPUBLIC OF SOUTH AFRICA (RSA)? <input type="checkbox"/> YES <input type="checkbox"/> NO DOES THE ENTITY HAVE A BRANCH IN THE RSA? <input type="checkbox"/> YES <input type="checkbox"/> NO DOES THE ENTITY HAVE A PERMANENT ESTABLISHMENT IN THE RSA? <input type="checkbox"/> YES <input type="checkbox"/> NO DOES THE ENTITY HAVE ANY SOURCE OF INCOME IN THE RSA? <input type="checkbox"/> YES <input type="checkbox"/> NO IS THE ENTITY LIABLE IN THE RSA FOR ANY FORM OF TAXATION? <input type="checkbox"/> YES <input type="checkbox"/> NO IF THE ANSWER IS "NO" TO ALL OF THE ABOVE, THEN IT IS NOT A REQUIREMENT TO REGISTER FOR A TAX COMPLIANCE STATUS SYSTEM PIN CODE FROM THE SOUTH AFRICAN REVENUE SERVICE (SARS) AND IF NOT REGISTER AS PER 2.3 BELOW.					

PART B

TERMS AND CONDITIONS FOR BIDDING

1. BID SUBMISSION:
1.1. BIDS MUST BE DELIVERED BY THE STIPULATED TIME TO THE CORRECT ADDRESS. LATE BIDS WILL NOT BE ACCEPTED FOR CONSIDERATION. 1.2. ALL BIDS MUST BE SUBMITTED ON THE OFFICIAL FORMS PROVIDED (NOT TO BE RE-TYPED) OR IN THE MANNER PRESCRIBED IN THE BID DOCUMENT. 1.3. THIS BID IS SUBJECT TO THE PREFERENTIAL PROCUREMENT POLICY FRAMEWORK ACT, 2000 AND THE PREFERENTIAL PROCUREMENT REGULATIONS, THE GENERAL CONDITIONS OF CONTRACT (GCC) AND, IF APPLICABLE, ANY OTHER SPECIAL CONDITIONS OF

CONTRACT.

- 1.4. **THE SUCCESSFUL BIDDER WILL BE REQUIRED TO FILL IN AND SIGN A WRITTEN CONTRACT FORM (SBD7).**

2. TAX COMPLIANCE REQUIREMENTS

- 2.1 BIDDERS MUST ENSURE COMPLIANCE WITH THEIR TAX OBLIGATIONS.
- 2.2 BIDDERS ARE REQUIRED TO SUBMIT THEIR UNIQUE PERSONAL IDENTIFICATION NUMBER (PIN) ISSUED BY SARS TO ENABLE THE ORGAN OF STATE TO VERIFY THE TAXPAYER'S PROFILE AND TAX STATUS.
- 2.3 APPLICATION FOR TAX COMPLIANCE STATUS (TCS) PIN MAY BE MADE VIA E-FILING THROUGH THE SARS WEBSITE WWW.SARS.GOV.ZA.
- 2.4 BIDDERS MAY ALSO SUBMIT A PRINTED TCS CERTIFICATE TOGETHER WITH THE BID.
- 2.5 IN BIDS WHERE CONSORTIA / JOINT VENTURES / SUB-CONTRACTORS ARE INVOLVED; EACH PARTY MUST SUBMIT A SEPARATE TCS CERTIFICATE / PIN / CSD NUMBER.
- 2.6 WHERE NO TCS PIN IS AVAILABLE BUT THE BIDDER IS REGISTERED ON THE CENTRAL SUPPLIER DATABASE (CSD), A CSD NUMBER MUST BE PROVIDED.
- 2.7 NO BIDS WILL BE CONSIDERED FROM PERSONS IN THE SERVICE OF THE STATE, COMPANIES WITH DIRECTORS WHO ARE PERSONS IN THE SERVICE OF THE STATE, OR CLOSE CORPORATIONS WITH MEMBERS PERSONS IN THE SERVICE OF THE STATE."

NB: FAILURE TO PROVIDE / OR COMPLY WITH ANY OF THE ABOVE PARTICULARS MAY RENDER THE BID INVALID.

SIGNATURE OF BIDDER:

CAPACITY UNDER WHICH THIS BID IS SIGNED:
(Proof of authority must be submitted e.g. company resolution)

DATE:

2. PRICING SCHEDULE

SBD 3.3

(Professional Services)

OFFER TO BE VALID FOR **120** WORKING DAYS FROM THE CLOSING DATE OF BID.

Entity name	
Total value	

In order to compare process, bidders must indicate their prices on the basis of the following:

Deliverables	Quantity	Amount (Exclusive VAT)
A fully functional skills centre with all associated structures as per BOQ ¹	1	
Other cost (if any) provide clear breakdown		
Vat 15 %		
Total (including all other applicable charges)		

¹Of the amount quoted for construction of a fully functional centre the following will be subcontracted as follows:

Name of proposed local subcontractor	Address of proposed local subcontractor	Nature and extent of work to be subcontracted	Percentage (%) of the total contract amount to be subcontracted	Subcontractor Grading Designation Electrical Building - EB	Subcontractor Grading Designation CIDB - GB	Amount sub-contracted
1						
2						
3						
4						
5						
TOTAL AMOUNT TO BE SUBCONTRACTED						R
TOTAL PERCENTAGE TO BE SUBCONTRACTED						%

NB: Attached find the Bill of Quantities for detailed pricing to be indicated

Please Note the following:

- Services provided must reflect prices in accordance with the terms of reference;
- Bidders are also advised to indicate a total cost breakdown for this assignment;
- Own pricing schedule can be compiled to cover costs as per terms of reference;
- Bidders must clearly state the contract renewal and termination with steps of the termination process clearly identified.

1. It must be noted that the bid will NOT necessarily be concluded in terms of total price and/or rates only due to the high technical and functional requirements.

2. Total bid price (incl of all applicable taxes) R.....

3. Period required for commencement with project after acceptance of bid.....

4. Are the rates quoted firm for the full period of contract? **Yes or No**

5. If not firm for the full period, provide details of the basis on which adjustments will be applied for, for example consumer price index.

.....

.....

All applicable taxes” includes value- added tax, pay as you earn, income tax, Unemployment Insurance fund contributions and skills development levies.

Any enquiries regarding bidding procedures may be directed to the following members in writing.

Supply Chain Management

Email: tenders@serviceseta.org.za

Or for technical information –

Email: InfrastructureTenders@serviceseta.org.za

1. PURPOSE OF THE FORM

Any person (natural or juristic) may make an offer or offers in terms of this invitation to bid. In line with the principles of transparency, accountability, impartiality, and ethics as enshrined in the Constitution of the Republic of South Africa and further expressed in various pieces of legislation, it is required for the bidder to make this declaration in respect of the details required hereunder.

Where a person/s are listed in the Register for Tender Defaulters and / or the List of Restricted Suppliers, that person will automatically be disqualified from the bid process.

2. Bidder's declaration

2.1 Is the bidder, or any of its directors / trustees / shareholders / members / partners or any person having a controlling interest¹ in the enterprise, employed by the state? **YES/NO**

2.1.1 If so, furnish particulars of the names, individual identity numbers, and, if applicable, state employee numbers of sole proprietor/ directors / trustees / shareholders / members/ partners or any person having a controlling interest in the enterprise, in table below.

Full Name	Identity Number	Name of State institution

2.2 Do you, or any person connected with the bidder, have a relationship with any person who is employed by the procuring institution? **YES/NO**

¹ the power, by one person or a group of persons holding the majority of the equity of an enterprise, alternatively, the person/s having the deciding vote or power to influence or to direct the course and decisions of the enterprise.

2.2.1 If so, furnish particulars:

.....
.....

2.3 Does the bidder or any of its directors / trustees / shareholders / members / partners or any person having a controlling interest in the enterprise have any interest in any other related enterprise whether or not they are bidding for this contract? **YES/NO**

2.3.1 If so, furnish particulars:

.....
.....

3 DECLARATION

I, the undersigned, (name).....in submitting the accompanying bid, do hereby make the following statements that I certify to be true and complete in every respect:

3.1 I have read and I understand the contents of this disclosure;

3.2 I understand that the accompanying bid will be disqualified if this disclosure is found not to be true and complete in every respect;

3.3 The bidder has arrived at the accompanying bid independently from, and without consultation, communication, agreement or arrangement with any competitor. However, communication between partners in a joint venture or consortium² will not be construed as collusive bidding.

3.4 In addition, there have been no consultations, communications, agreements or arrangements with any competitor regarding the quality, quantity, specifications, prices, including methods, factors or formulas used to calculate prices, market allocation, the intention or decision to submit or not to submit the bid, bidding with the intention not to win the bid and conditions or delivery particulars of the products or services to which this bid invitation relates.

3.4 The terms of the accompanying bid have not been, and will not be, disclosed by the bidder, directly or indirectly, to any competitor, prior to the date and time of the official bid opening or of the awarding of the contract.

3.5 There have been no consultations, communications, agreements or arrangements made by the bidder with any official of the procuring institution in relation to this procurement process prior to and during the bidding process except to provide clarification on the bid submitted where so required by the

² Joint venture or Consortium means an association of persons for the purpose of combining their expertise, property, capital, efforts, skill and knowledge in an activity for the execution of a contract.

institution; and the bidder was not involved in the drafting of the specifications or terms of reference for this bid.

- 3.6 I am aware that, in addition and without prejudice to any other remedy provided to combat any restrictive practices related to bids and contracts, bids that are suspicious will be reported to the Competition Commission for investigation and possible imposition of administrative penalties in terms of section 59 of the Competition Act No 89 of 1998 and or may be reported to the National Prosecuting Authority (NPA) for criminal investigation and or may be restricted from conducting business with the public sector for a period not exceeding ten (10) years in terms of the Prevention and Combating of Corrupt Activities Act No 12 of 2004 or any other applicable legislation.

I CERTIFY THAT THE INFORMATION FURNISHED IN PARAGRAPHS 1, 2 and 3 ABOVE IS CORRECT.

I ACCEPT THAT THE STATE MAY REJECT THE BID OR ACT AGAINST ME IN TERMS OF PARAGRAPH 6 OF PFMA SCM INSTRUCTION 03 OF 2021/22 ON PREVENTING AND COMBATING ABUSE IN THE SUPPLY CHAIN MANAGEMENT SYSTEM SHOULD THIS DECLARATION PROVE TO BE FALSE.

..... Signature Date
..... Position Name of bidder

4. PREFERENCE POINTS CLAIM FORM IN TERMS OF THE PREFERENTIAL PROCUREMENT REGULATIONS 2022

This preference form must form part of all tenders invited. It contains general information and serves as a claim form for preference points for specific goals.

NB: BEFORE COMPLETING THIS FORM, TENDERERS MUST STUDY THE GENERAL CONDITIONS, DEFINITIONS AND DIRECTIVES APPLICABLE IN RESPECT OF THE TENDER AND PREFERENTIAL PROCUREMENT REGULATIONS, 2022

1. GENERAL CONDITIONS

1.1 The following preference point systems are applicable to invitations to tender:

- the 80/20 system for requirements with a Rand value of up to R50 000 000 (all applicable taxes included); and
- the 90/10 system for requirements with a Rand value above R50 000 000 (all applicable taxes included).

1.2 To be completed by the organ of state

(delete whichever is not applicable for this tender).

- a) The applicable preference point system for this tender is the **90/10** preference point system.
- b) The applicable preference point system for this tender is the **80/20** preference point system.
- c) Either the **90/10 or 80/20 preference point system** will be applicable in this tender. The lowest/highest acceptable tender will be used to determine the accurate system once tenders are received.

1.3 Points for this tender (even in the case of a tender for income-generating contracts) shall be awarded for:

- (a) Price; and
- (b) Specific Goals.

1.4 To be completed by the organ of state:

The maximum points for this tender are allocated as follows:

	POINTS	POINTS
PRICE	90	80
SPECIFIC GOALS	10	20
Total points for Price and SPECIFIC GOALS	100	100

1.5 Failure on the part of a tenderer to submit proof or documentation required in terms of this tender to claim points for specific goals with the tender, will be interpreted to mean that preference points for specific goals are not claimed.

- 1.6 The organ of state reserves the right to require of a tenderer, either before a tender is adjudicated or at any time subsequently, to substantiate any claim in regard to preferences, in any manner required by the organ of state.

2. DEFINITIONS

- (a) **“tender”** means a written offer in the form determined by an organ of state in response to an invitation to provide goods or services through price quotations, competitive tendering process or any other method envisaged in legislation;
- (b) **“price”** means an amount of money tendered for goods or services, and includes all applicable taxes less all unconditional discounts;
- (c) **“rand value”** means the total estimated value of a contract in Rand, calculated at the time of bid invitation, and includes all applicable taxes;
- (d) **“tender for income-generating contracts”** means a written offer in the form determined by an organ of state in response to an invitation for the origination of income-generating contracts through any method envisaged in legislation that will result in a legal agreement between the organ of state and a third party that produces revenue for the organ of state, and includes, but is not limited to, leasing and disposal of assets and concession contracts, excluding direct sales and disposal of assets through public auctions; and
- (e) **“the Act”** means the Preferential Procurement Policy Framework Act, 2000 (Act No. 5 of 2000).

3. FORMULAE FOR PROCUREMENT OF GOODS AND SERVICES

3.1. POINTS AWARDED FOR PRICE

3.1.1 THE 80/20 OR 90/10 PREFERENCE POINT SYSTEMS

A maximum of 80 or 90 points is allocated for price on the following basis:

80/20	or	90/10
$Ps = 80 \left(1 - \frac{Pt - P_{min}}{P_{min}} \right)$	or	$Ps = 90 \left(1 - \frac{Pt - P_{min}}{P_{min}} \right)$

Where

- Ps = Points scored for price of tender under consideration
- Pt = Price of tender under consideration
- Pmin = Price of lowest acceptable tender

3.2. FORMULAE FOR DISPOSAL OR LEASING OF STATE ASSETS AND INCOME GENERATING PROCUREMENT

3.2.1. POINTS AWARDED FOR PRICE

A maximum of 80 or 90 points is allocated for price on the following basis:

$$\begin{array}{ccc}
 \mathbf{80/20} & \mathbf{or} & \mathbf{90/10} \\
 \\
 P_{max} & & \\
 \mathbf{Ps} = \mathbf{80} \left(\mathbf{1} + \frac{\mathbf{Pt} - \mathbf{P_{max}}}{\mathbf{P_{max}}} \right) & \text{or} & \mathbf{Ps} = \mathbf{90} \left(\mathbf{1} + \frac{\mathbf{Pt} - \mathbf{P_{max}}}{\mathbf{P_{max}}} \right)
 \end{array}$$

Where

- Ps = Points scored for price of tender under consideration
Pt = Price of tender under consideration
Pmax = Price of highest acceptable tender

4. POINTS AWARDED FOR SPECIFIC GOALS

- 4.1. In terms of Regulation 4(2); 5(2); 6(2) and 7(2) of the Preferential Procurement Regulations, preference points must be awarded for specific goals stated in the tender. For the purposes of this tender the tenderer will be allocated points based on the goals stated in table 1 below as may be supported by proof/ documentation stated in the conditions of this tender:
- 4.2. In cases where organs of state intend to use Regulation 3(2) of the Regulations, which states that, if it is unclear whether the 80/20 or 90/10 preference point system applies, an organ of state must, in the tender documents, stipulate in the case of—
- (a) an invitation for tender for income-generating contracts, that either the 80/20 or 90/10 preference point system will apply and that the highest acceptable tender will be used to determine the applicable preference point system; or
 - (b) any other invitation for tender, that either the 80/20 or 90/10 preference point system will apply and that the lowest acceptable tender will be used to determine the applicable preference point system,
- then the organ of state must indicate the points allocated for specific goals for both the 90/10 and 80/20 preference point system.

Table 1: Specific goals for the tender and points claimed are indicated per the table below.

(Note to organs of state: Where either the 90/10 or 80/20 preference point system is applicable, corresponding points must also be indicated as such.)

Note to tenderers: The tenderer must indicate how they claim points for each preference point

system.)

The specific goals allocated points in terms of this tender	Number of points allocated (90/10 system) (To be completed by the organ of state)	Number of points allocated (80/20 system) (To be completed by the organ of state)	Number of points claimed (90/10 system) (To be completed by the tenderer)	Number of points claimed (80/20 system) (To be completed by the tenderer)
Black People Ownership	3	6		
Woman Ownership	3	6		
Youth Ownership	1,5	3		
Disability Ownership	0,5	1		
Skills Transfer and Development	0	0		
Local Suppliers (Residing in a local municipality)	2	4		
Total	10	20		

DECLARATION WITH REGARD TO COMPANY/FIRM

4.3. Name of company/firm.....

4.4. Company registration number:

4.5. TYPE OF COMPANY/ FIRM

- ☐ Partnership/Joint Venture / Consortium
☐ One-person business/sole propriety
☐ Close corporation
☐ Public Company
☐ Personal Liability Company
☐ (Pty) Limited
☐ Non-Profit Company
☐ State Owned Company
 [TICK APPLICABLE BOX]

4.6. I, the undersigned, who is duly authorised to do so on behalf of the company/firm, certify that the points claimed, based on the specific goals as advised in the tender, qualifies the company/ firm for the preference(s) shown and I acknowledge that:

- i) The information furnished is true and correct;
- ii) The preference points claimed are in accordance with the General Conditions as indicated in

paragraph 1 of this form;

- iii) In the event of a contract being awarded as a result of points claimed as shown in paragraphs 1.4 and 4.2, the contractor may be required to furnish documentary proof to the satisfaction of the organ of state that the claims are correct;

iv) If the specific goals have been claimed or obtained on a fraudulent basis or any of the conditions of contract have not been fulfilled, the organ of state may, in addition to any other remedy it may have –

- (a) disqualify the person from the tendering process;
- (b) recover costs, losses or damages it has incurred or suffered as a result of that person's conduct;
- (c) cancel the contract and claim any damages which it has suffered as a result of having to make less favourable arrangements due to such cancellation;
- (d) recommend that the tenderer or contractor, its shareholders and directors, or only the shareholders and directors who acted on a fraudulent basis, be restricted from obtaining business from any organ of state for a period not exceeding 10 years, after the *audi alteram partem* (hear the other side) rule has been applied; and
- (e) forward the matter for criminal prosecution, if deemed necessary.

.....	
SIGNATURE(S) OF TENDERER(S)	
SURNAME AND NAME:
DATE:
ADDRESS:

THIS FORM MUST BE FILLED IN DUPLICATE BY BOTH THE SERVICE PROVIDER (PART 1) AND THE PURCHASER (PART 2). BOTH FORMS MUST BE SIGNED IN THE ORIGINAL SO THAT THE SERVICE PROVIDER AND THE PURCHASER WOULD BE IN POSSESSION OF ORIGINALLY SIGNED CONTRACTS FOR THEIR RESPECTIVE RECORDS.

PART 1 (TO BE FILLED IN BY THE SERVICE PROVIDER)

1. I hereby undertake to render services described in the attached bidding documents to (name of the institution) in accordance with the requirements and task directives / proposals specifications stipulated in Bid Number at the price/s quoted. My offer/s remain binding upon me and open for acceptance by the Purchaser during the validity period indicated and calculated from the closing date of the bid .
2. The following documents shall be deemed to form and be read and construed as part of this agreement:
 - (i) Bidding documents, viz
 - Invitation to bid;
 - Proof of tax compliance status;
 - Pricing schedule(s);
 - Filled in task directive/proposal;
 - Preference claim form for Preferential Procurement in terms of the Preferential Procurement Regulations;
 - Bidder's Disclosure form;
 - Special Conditions of Contract;
 - (ii) General Conditions of Contract; and
 - (iii) Other (specify)
3. I confirm that I have satisfied myself as to the correctness and validity of my bid; that the price(s) and rate(s) quoted cover all the services specified in the bidding documents; that the price(s) and rate(s) cover all my obligations and I accept that any mistakes regarding price(s) and rate(s) and calculations will be at my own risk.
4. I accept full responsibility for the proper execution and fulfilment of all obligations and conditions devolving on me under this agreement as the principal liable for the due fulfillment of this contract.
5. I declare that I have no participation in any collusive practices with any bidder or any other person regarding this or any other bid.
6. I confirm that I am duly authorised to sign this contract.

NAME (PRINT)

CAPACITY

SIGNATURE

NAME OF FIRM

DATE

WITNESSES

1

CONTRACT FORM - RENDERING OF SERVICES

PART 2 (TO BE FILLED IN BY THE PURCHASER)

1. I..... in my capacity as..... accept your bid under reference numberdatedfor the rendering of services indicated hereunder and/or further specified in the annexure(s).
2. An official order indicating service delivery instructions is forthcoming.
3. I undertake to make payment for the services rendered in accordance with the terms and conditions of the contract, within 30 (thirty) days after receipt of an invoice.

APPOINTMENT OF A SERVICE PROVIDER FOR A GRADE 6GB CIDB REGISTERED CONTRACTOR FOR THE CONSTRUCTION OF A SKILLS DEVELOPMENT CENTRE IN GAMAFEFE (24°12'14.3"S 30°06'43.6E)	PRICE (ALL APPLICABLE TAXES INCLUDED)	COMPLETION DATE	TOTAL PREFERENCE POINTS CLAIMED	POINTS CLAIMED FOR EACH SPECIFIC GOAL

4. I confirm that I am duly authorised to sign this contract.

SIGNED ATON.....

NAME (PRINT)

SIGNATURE

OFFICIAL STAMP

--

WITNESSES

1

6. AUTHORITY FOR SIGNATORY

Signatories for close corporations and companies shall confirm their authority **by attaching to this form** a duly signed and dated copy of the relevant resolution of their members or their board of directors, as the case may be.

An example for a company is shown below:

“ By resolution of the board of directors passed on _____ 20 _____

Mr _____ has been duly authorized to sign all

documents in connection with the Tender for Contract _____

No _____ and any Contract, which may arise there from on behalf of

SIGNED ON BEHALF OF THE COMPANY: _____

IN HIS CAPACITY AS: _____

DATE: _____

SIGNATURE OF SIGNATORY: _____

AS WITNESSES: 1 _____

2 _____

7. TERMS OF REFERENCE / SPECIFICATIONS

PURPOSE OF THIS PROJECT

APPOINTMENT OF A SERVICE PROVIDER FOR A GRADE 6GB CIDB REGISTERED CONTRACTOR FOR THE CONSTRUCTION OF A SKILLS DEVELOPMENT CENTRE IN GA-MAFEFE (24°12'14.3"S 30°06'43.6E)

INTRODUCTION AND OVERALL OBJECTIVES

The Services Sector Education and Training Authority (Services SETA) was established and registered in March 2000 in terms of the Skills Development Act of 1998. The SETA aims to provide for the skills development needs of the services sector through the bursary awards and implementation of learnerships, disbursement of grants and monitoring of education and training.

The Services SETA hereby invites bids from experienced, knowledgeable service providers to submit proposals for the appointment of a grade 6 GGB CIDB registered contractor for the construction of a skills development centre in Ga-Mafefe (Limpopo)

LATE SUBMISSIONS WILL NOT BE ACCEPTED AFTER THE CLOSING DATE AND TIME

Please note that all pertinent documentation is available on the Services SETA website at www.serviceseta.org.za

1. BACKGROUND

The Services SETA requires the services of a GRADE 6GB CIDB registered contractor for the construction of a Skills Development Centre in Ga-Mafefe. This is greenfield project. Work is projected to be completed within eight (8) months. The extent of the construction work is measured in schedules and in quantities.

2. SCOPE OF WORK/ DELIVERABLES

The company bid proposal must cover, but not limited to the following:

The successful service provider will be expected to ensure the following specific deliverables, an understanding of which must be reflected in the project proposal:

The Contractor will be required to provide site preparation works, superstructure (the project consists of a main skills centre, the simulation area, the guard house, and the feature wall), roof, finishings (Plastering, Painting,

Tiling, and Carpentry & Joinery) as well as electrical & mechanical fittings and fixtures. Install electrical infrastructure on the completion of work and submit an approved Electrical Certificate of Compliance.

Bidders might be invited to make a presentation as part of the selection process.

a. LOCATION OF WORKS

The site is situated at these coordinates:

24°12'14.3"S 30°06'43.6E

b. DRAWINGS AND BILL OF QUANTITIES

The scope of works is attached as Bill of Quantities (annexure A) and will be attached to bid document on the Services SETA website. Additional construction drawings will, in terms of Clause 5.9 of the General Conditions of Contract (2010), be issued to the appointed bidder/Contractor by the Project Managers/Employer on the commencement date and from time to time as required.

The contractor must comply with all architectural designs and approved drawings. At no point in time is the contractor to deviate from the approved drawings except if such written notices for the alterations are directed from the Engineer and or the Architect.

c. TEMPORARY WORKS

The contractor will be responsible for the erection of work sheds and all necessary preliminary site preparations to enable him to commence work on the erection of the buildings. This will include ablution facilities and water connections.

d. PRICING SCHEDULE

Bidders must refer to the pricing schedule on **section 2 (SBD 3.3 above)** and the attached Bill of Quantities (BOQ). The two (2) documents must be added together to form a total quoted price and be inclusive of all taxes, material, labour and all the other cost. No additional cost shall be paid outside the submitted price.

Escalation will not be applicable for the first 12 months after project commencement.

Bidders might be invited to make a presentation as part of the selection process.

The site will be used as a work placement for skills development.

NB: Successful service providers may be subject to the vetting and due diligence process before appointment by the Services SETA.

3. THE DURATION OF ASSIGNMENT

It is envisaged that the project will be for a period of 12 months.

5. KINDLY FORWARD THE FOLLOWING BID DOCUMENTS, WHERE A CERTIFIED COPY OF A DOCUMENT IS REQUIRED, IT MUST BE CERTIFIED WITHIN THE LAST THREE (3) MONTHS

QUALIFICATION REQUIREMENT

QUALIFICATION/ GATEKEEPER REQUIREMENT (MANDATORY)		
	Has the applicable document been attached?	
1. The potential bidder must be registered with National Treasury Central Supplier Database (CSD).	Yes <input type="checkbox"/>	No <input type="checkbox"/>
2. Bid document must be signed and duly completed, together with all declaration of interest/ standard bidding documents (SBD's 1, 3.3, 4, 6.1 and 7.2).	Yes <input type="checkbox"/>	No <input type="checkbox"/>
3. Provide and attach a copy of Company Registration Certificate.	Yes <input type="checkbox"/>	No <input type="checkbox"/>
4. Provide and attach the certified copy of the grade 6GB CIDB	Yes <input type="checkbox"/>	No <input type="checkbox"/>
5. The Potential Bidder or the Subcontractor must provide and attach a proof of CIDB Electrical Building (EB) registration.	Yes <input type="checkbox"/>	No <input type="checkbox"/>
The bidder must comply with the aforementioned qualification requirements above. Failure to abide by any of the requirements will lead to automatic disqualification.		
OTHER IMPORTANT BID REQUIREMENT		
	Has the applicable document been attached?	
1. The tenderer must submit proof of its B-BBEE status level of contributor PLEASE NOTE: The tenderer failing to submit proof of B-BBEE status level of contributor or is a non-compliant contributor to B-BBEE may not be disqualified, but may only score points out of 80 for price; and scores Zero(0) points out of 20 for specific goals. To claim specific goals on locality bidder must provide a proof from local municipality.	Yes <input type="checkbox"/>	No <input type="checkbox"/>
2. The potential bidder must be Tax Compliant on National Treasury Central Supplier Database (CSD) prior to award	Yes <input type="checkbox"/>	No <input type="checkbox"/>
3. The Supplier status must be active, when verifying with Central Supplier Database (CSD). Provide MAAA number	Yes <input type="checkbox"/>	No <input type="checkbox"/>

4. Tax Status, the potential bidder must indicate pin number.....	Yes <input type="checkbox"/>	No <input type="checkbox"/>
---	---------------------------------	--------------------------------

6. EVALUATION CRITERIA

The value of this bid is estimated to be above R1 000 000 but below R50 000 000 (all applicable taxes included); therefore the **80/20** system shall be applicable.

Criterion 1- Qualification Requirement

Bidders will first be evaluated in terms of the gatekeeper/minimum requirements. Bidders who do not fulfil all the requirements or do not submit the required documents will be disqualified.

Criterion 2-Functionality Evaluation

Functionality is worth 100 points. The minimum threshold is 70 points. Bidders who score less than 70points on functionality will therefore be disqualified; those who score 70 points or more will be further evaluated on **Criteria 3**.

Criterion 3-Price and Preference Evaluation

Price and Specific goals (B-BBEE status level of contributor), Evaluation will be conducted on a 80/20 or 90/10 preferential procurement principle.

NOTE: For the purpose of comparison and in order to ensure a meaningful evaluation, bidders must submit detailed information in substantiation of compliance to the evaluation criteria mentioned-above. Bidders may be invited to make a presentation as part of the evaluation process







FUNCTIONALITY SCORE SHEET

NAME OF POTENTIAL BIDDER.....

BID REFERENCE NUMBER PROC T656.....

CRITERION 2- FUNCTIONALITY

A	B	C	D	E	F	G	H									
FUNCTIONALITY	REQUIREMENT	SCORE QUALIFICATION	MEASUREMENT (what must be provided/ demonstrated as minimum)													
			Indicate what pages/ section in proposal?	Weighted Points	Yes	No	Score									
Capability of Service Provider	The key team members must have a specific experience, skills and capacity to deliver in relation to score qualification criteria.	Key Staff who will be dedicated to the project: The Bidder has at least one key suitably qualified in each of the competencies which are specified in the Supplier Declaration who are employed on a full time basis and will either provide the services or will direct the services which are to be provided. 1. Project Manager/Site Agent <table><tr><th>Qualification</th><th>Years Experience</th><th>Points</th></tr><tr><td>B Eng, BSc or B-Tech in Engineering, Architecture, QS or Construction Management</td><td>10 years and above</td><td>20</td></tr><tr><td></td><td>5 – 9 years</td><td>10</td></tr></table> <i>Note: Names submitted at tender may not be substituted during construction without written client approval</i>	Qualification	Years Experience	Points	B Eng, BSc or B-Tech in Engineering, Architecture, QS or Construction Management	10 years and above	20		5 – 9 years	10	Attach a brief CV's of the proposed team members. What page (s) or section of your proposal 3 deputing team members' may be found? State page (s) numberor State section/ tabon your proposal	20pts			
			Qualification	Years Experience	Points											
			B Eng, BSc or B-Tech in Engineering, Architecture, QS or Construction Management	10 years and above	20											
	5 – 9 years	10														
Methodology and project approach	Demonstrate an understanding of the scope of the project and the approach and	Demonstrate an understanding of the scope of the project and the approach and methodology to be applied to attain project objectives.	• Attached Proposed Programme of Works													

	methodology to be implemented to attain project objectives.	Methodology statement and programme of works submitted with all activities, duration, start, finish & review design dates = 0-20 pts Methodology statement and programme of works submitted with activities & duration = 0-10 pts No methodology statement and programme of works submitted = 0 pts	What page (s) or section of your proposal information will be found? State page (s) numberor State section/tabon your proposal.	20pts			
Similar Project Experience	Demonstrable number of projects of similar construction nature successfully completed	Experience - to be evaluated in terms of demonstrable number of projects of similar construction nature successfully completed over the last 7 years or currently in progress by main contractor or joint venture / consortia partners: Projects between R10m and R20m in descending order as follows: 5 projects and more = 0-20 pts 4 projects = 0-16 pts 3 projects = 0-12 pts 2 projects = 0-8 pts 1 project = 0-4 pts NB: In case of a project exceeding R20m, the points will be calculated by dividing the project value by R20m rounded to the nearest whole number.	<ul style="list-style-type: none"> Bid proposal What page (s) or section of your proposal information will be found? State page (s) numberor State section/tabon your proposal.	20pts			
Assignment Experience	The potential bidder must provide and attach three formal testimonial/ references letters	Provide and attach three (3) or more testimonials/ reference letters with a logo, letterhead, contactable details, dates and signature in the construction and refurbishment industry not older than ten (10) years. <ul style="list-style-type: none"> Three (3) or more contactable testimonial/reference letters in relation to previous work listed =0-15pts Two (2) contactable testimonial/reference letters in relation to previous work listed =0-10pts One (1) contactable testimonial/reference letters in relation to previous work listed=0-5pts No contactable testimonial/ reference letters in relation to previous work listed = 0pts 	<ul style="list-style-type: none"> Attach three (3) references What page (s) or section of your proposal information will be found? State page (s) numberor State section/tabon your proposal.	15pts			
Subcontracting		Local Subcontractors and demonstration of Local Employment – Important to note: Subcontracting must only be to 51% Black Owned Entities that are Exempted Micro Enterprises. Services SETA reserves the right to verify.	Submit subcontractors' registration documents and in-principle agreement with proposed subcontractors What page (s) or section of your proposal information will be found?	25pts			

		<ul style="list-style-type: none">- Subcontractor work valued at 30% and above, between at least 5 subcontractors = 0-25pts- Subcontractor work valued between 20% and 30%,between at least 4 subcontractors = 0-20pts- Subcontractor work valued between 10% and 20%, between at least 3 subcontractors = 0-10pts- Subcontractor work valued at less than 10%= 0pts	State page (s) numberor State section/ tabon your proposal.				
Total weighted Points					100		
The minimum functionality threshold is 70 points. <u>Bidders who score less than 70 points on functionality will therefore be disqualified</u> ; those who score 70 points or more will be further evaluated on Criteria 3 .							
Price and Preference points used: 80/20 preferential procurement principle			80 (Price)	R.....,.....			
			20 (BEE Status)	Level..... and points.....			
Name of Evaluator:							
Signature:			Date:/...../2024			

10. GENERAL CONDITIONS OF CONTRACT

THE NATIONAL TREASURY

Republic of South Africa

GOVERNMENT PROCUREMENT:

GENERAL CONDITIONS OF CONTRACT

July 2010

NOTES

The purpose of this document is to:

- (i) Draw special attention to certain general conditions applicable to government bids, contracts and orders; and;
- (ii) To ensure that clients be familiar with regard to the rights and obligations of all parties involved in doing business with government.

In this document words in the singular also mean in the plural and vice versa and words in the masculine also mean in the feminine and neuter.

- The General Conditions of Contract will form part of all bid documents and may not be amended.
- Special Conditions of Contract (SCC) relevant to a specific bid, should be compiled separately for every bid (if applicable) and will supplement the General Conditions of Contract. Whenever there is a conflict, the provisions in the SCC shall prevail.

TABLE OF CLAUSES

1. Definitions
2. Application
3. General
4. Standards
5. Use of contract documents and information; inspection
6. Patent rights
7. Performance security

8. Inspections, tests and analysis

9. Packing
10. Delivery and documents
11. Insurance
12. Transportation
13. Incidental services
14. Spare parts
15. Warranty
16. Payment
17. Prices
18. Contract amendments
19. Assignment
20. Subcontracts
21. Delays in the supplier's performance
22. Penalties
23. Termination for default
24. Dumping and countervailing duties
25. Force Majeure
26. Termination for insolvency
27. Settlement of disputes
28. Limitation of liability
29. Governing language
30. Applicable law
31. Notices
32. Taxes and duties
33. National Industrial Participation Programme (NIPP)
34. Prohibition of restrictive practices

General Conditions of Contract

1. Definitions

1. The following terms shall be interpreted as indicated:
 - 1.1 "Closing time" means the date and hour specified in the bidding documents for the receipt of bids.
 - 1.2 "Contract" means the written agreement entered into between the purchaser and the supplier, as recorded in the contract form signed by the parties, including all attachments and appendices thereto and all documents incorporated by reference therein.
 - 1.3 "Contract price" means the price payable to the supplier under the contract for the full and proper performance of his contractual obligations.
 - 1.4 "Corrupt practice" means the offering, giving, receiving, or soliciting of anything of value to influence the action of a public official in the procurement process or in contract execution.
 - 1.5 "Countervailing duties" are imposed in cases where an enterprise abroad is subsidized by its government and encouraged to market its products internationally.
 - 1.6 "Country of origin" means the place where the goods were mined, grown or produced or from which the services are supplied. Goods are produced when, through manufacturing, processing or substantial and major assembly of components, a commercially recognized new product results that is substantially different in basic characteristics or in purpose or utility from its components.
 - 1.7 "Day" means calendar day.
 - 1.8 "Delivery" means delivery in compliance of the conditions of the contract or order.
 - 1.9 "Delivery ex stock" means immediate delivery directly from stock actually on hand.
 - 1.10 "Delivery into consignees store or to his site" means delivered and unloaded in the specified store or depot or on the specified site in compliance with the conditions of the contract or order, the supplier bearing all risks and charges involved until the supplies are so delivered and a valid receipt is obtained.
 - 1.11 "Dumping" occurs when a private enterprise abroad market its goods on own initiative in the RSA at lower prices than that of the country of origin and which have the potential to harm the local industries in the RSA.
 - 1.12 "Force majeure" means an event beyond the control of the supplier and not involving the supplier's fault or negligence and not foreseeable. Such events may include, but is not restricted to, acts of the purchaser in its sovereign capacity, wars or revolutions, fires, floods, epidemics, quarantine restrictions and freight embargoes.

- 1.13 “Fraudulent practice” means a misrepresentation of facts in order to influence a procurement process or the execution of a contract to the detriment of any bidder, and includes collusive practice among bidders (prior to or after bid submission) designed to establish bid prices at artificial non-competitive levels and to deprive the bidder of the benefits of free and open competition.
- 1.14 “GCC” means the General Conditions of Contract.
- 1.15 “Goods” means all of the equipment, machinery, and/or other materials that the supplier is required to supply to the purchaser under the contract.
- 1.16 “Imported content” means that portion of the bidding price represented by the cost of components, parts or materials which have been or are still to be imported (whether by the supplier or his subcontractors) and which costs are inclusive of the costs abroad, plus freight and other direct importation costs such as landing costs, dock dues, import duty, sales duty or other similar tax or duty at the South African place of entry as well as transportation and handling charges to the factory in the Republic where the supplies covered by the bid will be manufactured.
- 1.17 “Local content” means that portion of the bidding price which is not included in the imported content provided that local manufacture does take place.
- 1.18 “Manufacture” means the production of products in a factory using labour, materials, components and machinery and includes other related value-adding activities.
- 1.19 “Order” means an official written order issued for the supply of goods or works or the rendering of a service.
- 1.20 “Project site,” where applicable, means the place indicated in bidding documents.
- 1.21 “Purchaser” means the organization purchasing the goods.
- 1.22 “Republic” means the Republic of South Africa.
- 1.23 “SCC” means the Special Conditions of Contract.
- 1.24 “Services” means those functional services ancillary to the supply of the goods, such as transportation and any other incidental services, such as installation, commissioning, provision of technical assistance, training, catering, gardening, security, maintenance and other such obligations of the supplier covered under the contract.
- 1.25 “Written” or “in writing” means handwritten in ink or any form of electronic or mechanical writing.

2. Application

- 2.1 These general conditions are applicable to all bids, contracts and orders including bids for functional and professional services, sales, hiring, letting and the granting or acquiring of rights, but excluding immovable property, unless otherwise indicated in the bidding documents.

- 2.2 Where applicable, special conditions of contract are also laid down to cover specific supplies, services or works.
- 2.3 Where such special conditions of contract are in conflict with these general conditions, the special conditions shall apply.

3. General

- 3.1 Unless otherwise indicated in the bidding documents, the purchaser shall not be liable for any expense incurred in the preparation and submission of a bid. Where applicable a non-refundable fee for documents may be charged.
- 3.2 With certain exceptions, invitations to bid are only published in the Government Tender Bulletin. The Government Tender Bulletin may be obtained directly from the Government Printer, Private Bag X85, Pretoria 0001, or accessed electronically from www.treasury.gov.za

4. Standards

- 4.1 The goods supplied shall conform to the standards mentioned in the bidding documents and specifications.

5. Use of contract documents and information; inspection.

- 5.1 The supplier shall not, without the purchaser's prior written consent, disclose the contract, or any provision thereof, or any specification, plan, drawing, pattern, sample, or information furnished by or on behalf of the purchaser in connection therewith, to any person other than a person employed by the supplier in the performance of the contract. Disclosure to any such employed person shall be made in confidence and shall extend only so far as may be necessary for purposes of such performance.
- 5.2 The supplier shall not, without the purchaser's prior written consent, make use of any document or information mentioned in GCC clause 5.1 except for purposes of performing the contract.
- 5.3 Any document, other than the contract itself mentioned in GCC clause 5.1 shall remain the property of the purchaser and shall be returned (all copies) to the purchaser on completion of the supplier's performance under the contract if so required by the purchaser.
- 5.4 The supplier shall permit the purchaser to inspect the supplier's records relating to the performance of the supplier and to have them audited by auditors appointed by the purchaser, if so required by the purchaser.

6. Patent rights

- 6.1 The supplier shall indemnify the purchaser against all third-party claims of infringement of patent, trademark, or industrial design rights arising from use of the goods or any part thereof by the purchaser.

7. Performance security

- 7.1.1 Within thirty (30) days of receipt of the notification of contract award, the successful bidder shall furnish to the purchaser the performance security of the amount specified in SCC.
- 7.1.2 The proceeds of the performance security shall be payable to the purchaser as compensation for any loss resulting from the supplier's failure to complete his obligations under the contract.
- 7.3 The performance security shall be denominated in the currency of the contract, or in a freely convertible currency acceptable to the purchaser and shall be in one of the following forms:
- (a) a bank guarantee or an irrevocable letter of credit issued by a reputable bank located in the purchaser's country or abroad, acceptable to the purchaser, in the form provided in the bidding documents or another form acceptable to the purchaser; or
 - (b) a cashier's or certified cheque
- 7.4 The performance security will be discharged by the purchaser and returned to the supplier not later than thirty (30) days following the date of completion of the supplier's performance obligations under the contract, including any warranty obligations, unless otherwise specified in SCC.

8. Inspections, tests and analyses

- 8.1 All pre-bidding testing will be for the account of the bidder.
- 8.2 If it is a bid condition that supplies to be produced or services to be rendered should at any stage during production or execution or on completion be subject to inspection, the premises of the bidder or contractor shall be open, at all reasonable hours, for inspection by a representative of the Department or an organization acting on behalf of the Department.
- 8.3 If there are no inspection requirements indicated in the bidding documents and no mention is made in the contract, but during the contract period it is decided that inspections shall be carried out, the purchaser shall itself make the necessary arrangements, including payment arrangements with the testing authority concerned.

- 8.4 If the inspections, tests and analyses referred to in clauses 8.2 and 8.3 show the supplies to be in accordance with the contract requirements, the cost of the inspections, tests and analyses shall be defrayed by the purchaser.
- 8.5 Where the supplies or services referred to in clauses 8.2 and 8.3 do not comply with the contract requirements, irrespective of whether such supplies or services are accepted or not, the cost in connection with these inspections, tests or analyses shall be defrayed by the supplier.
- 8.6 Supplies and services which are referred to in clauses 8.2 and 8.3 and which do not comply with the contract requirements may be rejected. 8.7 Any contract supplies may on or after delivery be inspected, tested or analyzed and may be rejected if found not to comply with the requirements of the contract. Such rejected supplies shall be held at the cost and risk of the supplier who shall, when called upon, remove them immediately at his own cost and forthwith substitute them with supplies which do comply with the requirements of the contract. Failing such removal the rejected supplies shall be returned at the suppliers cost and risk. Should the supplier fail to provide the substitute supplies forthwith, the purchaser may, without giving the supplier further opportunity to substitute the rejected supplies, purchase such supplies as may be necessary at the expense of the supplier.
- 8.8 The provisions of clauses 8.4 to 8.7 shall not prejudice the right of the purchaser to cancel the contract on account of a breach of the conditions thereof, or to act in terms of Clause 23 of GCC.

9. Packing

- 9.1 The supplier shall provide such packing of the goods as is required to prevent their damage or deterioration during transit to their final destination, as indicated in the contract. The packing shall be sufficient to withstand, without limitation, rough handling during transit and exposure to extreme temperatures, salt and precipitation during transit, and open storage. Packing, case size and weights shall take into consideration, where appropriate, the remoteness of the goods' final destination and the absence of heavy handling facilities at all points in transit.
- 9.2 The packing, marking, and documentation within and outside the packages shall comply strictly with such special requirements as shall be expressly provided for in the contract, including additional requirements, if any, specified in SCC, and in any subsequent instructions ordered by the purchaser.

10. Delivery and documents

- 10.1 Delivery of the goods shall be made by the supplier in accordance with the terms specified in the contract. The details of shipping and/or other documents to be furnished by the supplier are specified in SCC.
- 10.2 Documents to be submitted by the supplier are specified in SCC.

11. Insurance

- 11.1 The goods supplied under the contract shall be fully insured in a freely convertible currency against loss or damage incidental to manufacture or acquisition, transportation, storage and delivery in the manner specified in the SCC.

12. Transportation

- 12.1 Should a price other than an all-inclusive delivered price be required, this shall be specified in the SCC.

13. Incidental services

- 13.1 The supplier may be required to provide any or all of the following services, including additional services, if any, specified in SCC:
- (a) performance or supervision of on-site assembly and/or commissioning of the supplied goods;
 - (b) furnishing of tools required for assembly and/or maintenance of the supplied goods;
 - (c) furnishing of a detailed operations and maintenance manual for each appropriate unit of the supplied goods;
 - (d) performance or supervision or maintenance and/or repair of the supplied goods, for a period of time agreed by the parties, provided that this service shall not relieve the supplier of any warranty obligations under this contract; and
 - (e) training of the purchaser's personnel, at the supplier's plant and/or on-site, in assembly, start-up, operation, maintenance, and/or repair of the supplied goods.
- 13.2 Prices charged by the supplier for incidental services, if not included in the contract price for the goods, shall be agreed upon in advance by the parties and shall not exceed the prevailing rates charged to other parties by the supplier for similar services.

14. Spare parts

- 14.1 As specified in SCC, the supplier may be required to provide any or all of the following materials, notifications, and information pertaining to spare parts manufactured or distributed by the supplier:
- (a) such spare parts as the purchaser may elect to purchase from the supplier, provided that this election shall not relieve the supplier of any warranty obligations under the contract; and
 - (b) in the event of termination of production of the spare parts:

- (i) Advance notification to the purchaser of the pending termination, in sufficient time to permit the purchaser to procure needed requirements; and
- (ii) following such termination, furnishing at no cost to the purchaser, the blueprints, drawings, and specifications of the spare parts, if requested.

15. Warranty

- 15.1 The supplier warrants that the goods supplied under the contract are new, unused, of the most recent or current models, and that they incorporate all recent improvements in design and materials unless provided otherwise in the contract. The supplier further warrants that all goods supplied under this contract shall have no defect, arising from design, materials, or workmanship (except when the design and/or material is required by the purchaser's specifications) or from any act or omission of the supplier, that may develop under normal use of the supplied goods in the conditions prevailing in the country of final destination.
- 15.2 This warranty shall remain valid for twelve (12) months after the goods, or any portion thereof as the case may be, have been delivered to and accepted at the final destination indicated in the contract, or for eighteen (18) months after the date of shipment from the port or place of loading in the source country, whichever period concludes earlier, unless specified otherwise in SCC.
- 15.3 The purchaser shall promptly notify the supplier in writing of any claims arising under this warranty.
- 15.4 Upon receipt of such notice, the supplier shall, within the period specified in SCC and with all reasonable speed, repair or replace the defective goods or parts thereof, without costs to the purchaser.
- 15.5 If the supplier, having been notified, fails to remedy the defect(s) within the period specified in SCC, the purchaser may proceed to take such remedial action as may be necessary, at the supplier's risk and expense and without prejudice to any other rights which the purchaser may have against the supplier under the contract.

16. Payment

- 16.1 The method and conditions of payment to be made to the supplier under this contract shall be specified in SCC.

- 16.2 The supplier shall furnish the purchaser with an invoice accompanied by a copy of the delivery note and upon fulfillment of other obligations stipulated in the contract.
- 16.3 Payments shall be made promptly by the purchaser, but in no case later than thirty (30) days after submission of an invoice or claim by the supplier.
- 16.4 Payment will be made in Rand unless otherwise stipulated in SCC.

17. Prices

- 17.1 Prices charged by the supplier for goods delivered and services performed under the contract shall not vary from the prices quoted by the supplier in his bid, with the exception of any price adjustments authorized in SCC or in the purchaser's request for bid validity extension, as the case may be.

18. Contract amendments

- 18.1 No variation in or modification of the terms of the contract shall be made except by written amendment signed by the parties concerned.

19. Assignment

- 19.1 The supplier shall not assign, in whole or in part, its obligations to perform under the contract, except with the purchaser's prior written consent.

20. Subcontracts

- 20.1 The supplier shall notify the purchaser in writing of all subcontracts awarded under this contracts if not already specified in the bid. Such notification, in the original bid or later, shall not relieve the supplier from any liability or obligation under the contract.

21. Delays in the supplier's performance

21. Delivery of the goods and performance of services shall be made by the supplier in accordance with the time schedule prescribed by the purchaser in the contract.

- 21.2 If at any time during performance of the contract, the supplier or its subcontractor(s) should encounter conditions impeding timely delivery of the goods and performance of services, the supplier shall promptly notify the purchaser in writing of the fact of the delay, its likely duration and its cause(s). As soon as practicable after receipt of the supplier's notice, the purchaser shall evaluate the situation and may at his discretion extend the supplier's time for performance, with or without the imposition of penalties, in which case the extension shall be ratified by the parties by amendment of contract.
- 21.3 No provision in a contract shall be deemed to prohibit the obtaining of supplies or services from a national department, provincial department, or a local authority.
- 21.4 The right is reserved to procure outside of the contract small quantities or to have minor essential services executed if an emergency arises, the supplier's point of supply is not situated at or near the place where the supplies are required, or the supplier's services are not readily available.
- 21.5 Except as provided under GCC Clause 25, a delay by the supplier in the performance of its delivery obligations shall render the supplier liable to the imposition of penalties, pursuant to GCC Clause 22, unless an extension of time is agreed upon pursuant to GCC Clause 21.2 without the application of penalties.
- 21.6 Upon any delay beyond the delivery period in the case of a supplies contract, the purchaser shall, without canceling the contract, be entitled to purchase supplies of a similar quality and up to the same quantity in substitution of the goods not supplied in conformity with the contract and to return any goods delivered later at the supplier's expense and risk, or to cancel the contract and buy such goods as may be required to complete the contract and without prejudice to his other rights, be entitled to claim damages from the supplier.

22. Penalties

- 22.1 Subject to GCC Clause 25, if the supplier fails to deliver any or all of the goods or to perform the services within the period(s) specified in the contract, the purchaser shall, without prejudice to its other remedies under the contract, deduct from the contract price, as a penalty, a sum calculated on the delivered price of the delayed goods or unperformed services using the current prime interest rate calculated for each day of the delay until actual delivery or performance. The purchaser may also consider termination of the contract pursuant to GCC Clause 23.

23. Termination for default

- 23.1 The purchaser, without prejudice to any other remedy for breach of contract, by written notice of default sent to the supplier, may terminate this contract in whole or in part:
- (a) if the supplier fails to deliver any or all of the goods within the period(s) specified in the contract, or within any extension thereof granted by the purchaser pursuant to GCC Clause 21.2;
 - (b) if the Supplier fails to perform any other obligation(s) under the contract; or
 - (c) if the supplier, in the judgment of the purchaser, has engaged in corrupt or fraudulent practices in competing for or in executing the contract.
- 23.2 In the event the purchaser terminates the contract in whole or in part, the purchaser may procure, upon such terms and in such manner as it deems appropriate, goods, works or services similar to those undelivered, and the supplier shall be liable to the purchaser for any excess costs for such similar goods, works or services. However, the supplier shall continue performance of the contract to the extent not terminated.
- 23.3 Where the purchaser terminates the contract in whole or in part, the purchaser may decide to impose a restriction penalty on the supplier by prohibiting such supplier from doing business with the public sector for a period not exceeding 10 years.
- 23.4 If a purchaser intends imposing a restriction on a supplier or any person associated with the supplier, the supplier will be allowed a time period of not more than fourteen (14) days to provide reasons why the envisaged restriction should not be imposed. Should the supplier fail to respond within the stipulated fourteen (14) days the purchaser may regard the intended penalty as not objected against and may impose it on the supplier.
- 23.5 Any restriction imposed on any person by the Accounting Officer / Authority will, at the discretion of the Accounting Officer / Authority, also be applicable to any other enterprise or any partner, manager, director or other person who wholly or partly exercises or exercised or may exercise control over the enterprise of the first-mentioned person, and with which enterprise or person the first-mentioned person, is or was in the opinion of the Accounting Officer / Authority actively associated.
- 23.6 If a restriction is imposed, the purchaser must, within five (5) working days of such imposition, furnish the National Treasury, with the following information:
- (i) the name and address of the supplier and / or person restricted by the purchaser;
 - (ii) the date of commencement of the restriction
 - (iii) the period of restriction; and
 - (iv) the reasons for the restriction.

These details will be loaded in the National Treasury's central database of suppliers or persons prohibited from doing business with the public sector.

- 23.7 If a court of law convicts a person of an offence as contemplated in sections 12 or 13 of the Prevention and Combating of Corrupt Activities Act, No. 12 of 2004, the court may also rule that such person's name be endorsed on the Register for Tender Defaulters. When a person's name has been endorsed on the Register, the person will be prohibited from doing business with the public sector for a period not less than five years and not more than 10 years. The National Treasury is empowered to determine the period of restriction and each case will be dealt with on its own merits. According to section 32 of the Act the Register must be open to the public. The Register can be perused on the National Treasury website.

24. Anti-dumping and countervailing duties and rights

- 24.1 When, after the date of bid, provisional payments are required, or antidumping or countervailing duties are imposed, or the amount of a provisional payment or anti-dumping or countervailing right is increased in respect of any dumped or subsidized import, the State is not liable for any amount so required or imposed, or for the amount of any such increase. When, after the said date, such a provisional payment is no longer required or any such anti-dumping or countervailing right is abolished, or where the amount of such provisional payment or any such right is reduced, any such favourable difference shall on demand be paid forthwith by the contractor to the State or the State may deduct such amounts from moneys (if any) which may otherwise be due to the contractor in regard to supplies or services which he delivered or rendered, or is to deliver or render in terms of the contract or any other contract or any other amount which may be due to him.

25. Force Majeure

- 25.1 Notwithstanding the provisions of GCC Clauses 22 and 23, the supplier shall not be liable for forfeiture of its performance security, damages, or termination for default if and to the extent that his delay in performance or other failure to perform his obligations under the contract is the result of an event of force majeure.
- 25.2 If a force majeure situation arises, the supplier shall promptly notify the purchaser in writing of such condition and the cause thereof. Unless otherwise directed by the purchaser in writing, the supplier shall continue to perform its obligations under the contract as far as is reasonably practical, and shall seek all reasonable alternative means for performance not prevented by the force majeure event.

26. Termination for insolvency

- 26.1 The purchaser may at any time terminate the contract by giving written notice to the supplier if the supplier becomes bankrupt or otherwise insolvent. In this event, termination will be without compensation to the supplier, provided that such termination will not prejudice or affect any right of action or remedy which has accrued or will accrue thereafter to the purchaser.

27. Settlement of Disputes

- 27.1 If any dispute or difference of any kind whatsoever arises between the purchaser and the supplier in connection with or arising out of the contract, the parties shall make every effort to resolve amicably such dispute or difference by mutual consultation.
- 27.2 If, after thirty (30) days, the parties have failed to resolve their dispute or difference by such mutual consultation, then either the purchaser or the supplier may give notice to the other party of his intention to commence with mediation. No mediation in respect of this matter may be commenced unless such notice is given to the other party.
- 27.3 Should it not be possible to settle a dispute by means of mediation, it may be settled in a South African court of law.
- 27.4 Mediation proceedings shall be conducted in accordance with the rules of procedure specified in the SCC.
- 27.5 Notwithstanding any reference to mediation and/or court proceedings herein,
- (a) the parties shall continue to perform their respective obligations under the contract unless they otherwise agree; and
 - (b) the purchaser shall pay the supplier any monies due the supplier.

28. Limitation of liability

- 28.1 Except in cases of criminal negligence or willful misconduct, and in the case of infringement pursuant to Clause 6;
- (a) the supplier shall not be liable to the purchaser, whether in contract, tort, or otherwise, for any indirect or consequential loss or damage, loss of use, loss of production, or loss of profits or interest costs, provided that this exclusion shall not apply to any obligation of the supplier to pay penalties and/or damages to the purchaser; and
 - (b) the aggregate liability of the supplier to the purchaser, whether under the contract, in tort or otherwise, shall not exceed the total contract price, provided that this limitation shall not apply to the cost of repairing or replacing defective equipment.

29. Governing language

- 29.1 The contract shall be written in English. All correspondence and other documents pertaining to the contract that is exchanged by the parties shall also be written in English.

30. Applicable law

- 30.1 The contract shall be interpreted in accordance with South African laws, unless otherwise specified in SCC.

31. Notices

- 31.1 Every written acceptance of a bid shall be posted to the supplier concerned by registered or certified mail and any other notice to him shall be posted by ordinary mail to the address furnished in his bid or to the address notified later by him in writing and such posting shall be deemed to be proper service of such notice
- 31.2 The time mentioned in the contract documents for performing any act after such aforesaid notice has been given, shall be reckoned from the date of posting of such notice.

32. Taxes and duties

- 32.1 A foreign supplier shall be entirely responsible for all taxes, stamp duties, license fees, and other such levies imposed outside the purchaser's country.
- 32.2 A local supplier shall be entirely responsible for all taxes, duties, license fees, etc., incurred until delivery of the contracted goods to the purchaser.
- 32.3 No contract shall be concluded with any bidder whose tax matters are not in order. Prior to the award of a bid the Department must be in possession of a tax clearance certificate, submitted by the bidder. This certificate must be an original issued by the South African Revenue Services.

33. National Industrial Participation (NIP) Programme

- 33.1 The NIP Programme administered by the Department of Trade and Industry shall be applicable to all contracts that are subject to the NIP obligation.

34 Prohibition of Restrictive practices

- 34.1 In terms of section 4 (1) (b) (iii) of the Competition Act No. 89 of 1998, as amended, an agreement between, or concerted practice by, firms, or a decision by an association of firms, is prohibited if it is

between parties in a horizontal relationship and if a bidder (s) is / are or a contractor(s) was / were involved in collusive bidding (or bid rigging).

- 34.2 If a bidder(s) or contractor(s), based on reasonable grounds or evidence obtained by the purchaser, has / have engaged in the restrictive practice referred to above, the purchaser may refer the matter to the Competition Commission for investigation and possible imposition of administrative penalties as contemplated in the Competition Act No. 89 of 1998.
- 34.3 If a bidder(s) or contractor(s), has / have been found guilty by the Competition Commission of the restrictive practice referred to above, the purchaser may, in addition and without prejudice to any other remedy provided for, invalidate the bid(s) for such item(s) offered, and / or terminate the contract in whole or part, and / or restrict the bidder(s) or contractor(s) from conducting business with the public sector for a period not exceeding ten (10) years and / or claim damages from the bidder(s) or contractor(s) concerned.

11. SERVICES SETA SUPPLIER DECLARATION FORM

The Supply Chain Management Manager

SSETA Vendor Management has received a request to load your company on to the SSETA vendor database. Please furnish us with the following to enable us to process this request:

1. Complete the "Supplier Declaration Form" (**SDF**) on page 2 of this letter
2. **Original** cancelled cheque **OR** letter from the bank verifying banking details (**with bank stamp**)
3. **Certified** copy of Identity document of Shareholders/Directors/Members (where applicable)
4. **Certified** copy of certificate of incorporation, CM29 / CM9 (name change)
5. **Certified** copy of share Certificates of Shareholders, CK1 / CK2 (if CC)
6. A letter with the company's letterhead confirming physical and postal addresses
7. **Original** or **certified** copy of SARS Tax Clearance certificate and Vat registration certificate
8. Proof of company registered with National Treasury Central Supplier Database (CSD)
9. Tax compliant on National Treasury Central Supplier Database (CSD) prior to award (Refer above 8)
10. **Proof of B-BBEE status level of contributor"** means:
 - B-BBEE Status level certificate issued by an authorized body or person;
 - A sworn affidavit as prescribed by the B-BBEE Codes of Good Practice;
 - Any other requirement prescribed in terms of the B-BBEE Act;

NB: ▪ **Failure to submit the above documentation will delay the vendor creation process.**

▪ *Where applicable, the respective Services SETA business unit processing your application may request further information from you. E.g. proof of an existence of a Service/Business contract between your business and the SSETA.*

IMPORTANT NOTES:

- a) **If your annual turnover is less than R10million**, then in terms of the DTI codes, you are classified as an Exempted Micro Enterprise (EME). If the company is classified as an EME, the company is only required to obtain a sworn affidavit on an annual basis, confirming the following: (a) Annual Total Revenue of R10million or less and (b) Level of Black Ownership.
- b) **If your annual turnover is between R10million and R50million**, then in terms of the DTI codes, you are classified as a Qualifying Small Enterprise (QSE). A QSE must comply with all of the elements of B-BBEE for the purposes of measurement.

Enhanced B-BBEE recognition level for QSE:

- A QSE which is 100% Black Owned qualifies for a Level One B-BBEE recognition.
 - A QSE which is at least 51% Black Owned qualifies for a Level Two B-BBEE recognition level
 - In the above cases the QSEs mentioned above are only required to obtain an sworn affidavit on an annual basis confirming the following:
 - a) Annual Total Revenue of R50million or less;
 - b) Level of Ownership
- c) **If your annual turnover is in excess of R50million**, then in terms of the DTI codes, you are classified as a Large Enterprise and you claim a specific BEE level based on all 5 elements of the BBEE Generic score-card. Please include your BEE certificate in your submission as confirmation of your status.

NB: BBEE certificate and detailed scorecard should be obtained from an accredited rating agency (permanent SANAS Member).

- d) **To avoid PAYE tax being automatically deducted from any invoices received from you**, you must also contact the SSETA person who lodged this request on your behalf, so as to be correctly classified in terms of Tax legislation.
- e) Unfortunately, **No payments can be made to a vendor** until the vendor has been registered, and no vendor can be registered until the vendor application form, together with its supporting documentation, has been received and processed.
- f) **Please return the completed Supplier Declaration Form (SDF) together with the required supporting documents mentioned above to the SSETA Official who is intending to procure your company's services/products in order that he/she should complete and Internal SSETA Departmental Questionnaire before referring the matter to the appropriate SSETA Vendor Office.**

Regards,

SUPPLIER DECLARATION FORM

Company Trading Name							
Company Registered Name							
Company Registration Number Or ID Number If A Sole Proprietor							
Form of entity	CC	Trust	Pty Ltd	Limited	Partnership	Sole Proprietor	
VAT number (if registered)							
Company Telephone Number							
Company Fax Number							
Company E-Mail Address							
Company Website Address							
Bank Name				Bank Account Number			
Postal Address							
						Code	
Physical Address							
						Code	
Contact Person							
Designation							
Telephone							
Email							

Item No	Quantity	Rate	Amount
<u>SECTION 1</u>			
<u>BILL No. 1</u>			
<u>PRELIMINARIES</u>			
<u>BUILDING AGREEMENT AND PRELIMINARIES</u>			
<p>The JBCC Preliminaries Code 2103, May 2018 edition for use with the JBCC Principal Building Agreement Edition 6.2 , May 2018 is taken to be incorporated herein. The tenderer is deemed to have referred to these documents for the full intent and meaning of each clause. These clauses are referred to by number and heading only. Where standard clauses or options are not applicable to the contract such modifications or corrections as are necessary are given under each relevant clause. Where an item is not relevant to this specific contract such item is marked. "N/A" signifying "Not Applicable".</p> <p>Contractors are referred to the above mentioned documents for the full intent and meaning of each clause thereof</p> <p>These clauses are hereinafter referred to by clause number and heading only. Where standard clauses or alternatives are not entirely applicable to this contract such modifications, corrections or supplements as will apply are given under each relevant clause heading and such modifications, corrections or supplements shall take precedence notwithstanding anything contrary contained in the above mentioned documents</p> <p>Where any item is not relevant to this specific contract such item is marked N/A, signifying "not applicable"</p>			
Carried to Summary			R
Section 1 PRELIMINARIES Bill No. 1 PRELIMINARIES			
1	2	3	
4	5	6	

PREAMBLES FOR TRADES

The Model Preambles for Trades (2008 edition) as published by the Association of South African Quantity Surveyors shall be deemed to be incorporated in these bills of quantities and no claims arising from brevity of description of items fully described in the said Model Preambles will be entertained

Supplementary preambles are incorporated in these bills of quantities to satisfy the requirements of this project. Such supplementary preambles shall take precedence over the provisions of the said Model Preambles

The contractor's prices for all items throughout these bills of quantities must take account of and include for all of the obligations, requirements and specifications given in the said Model Preambles and in any supplementary preambles

PRICING OF PRELIMINARIES

Should the contractor select Option A in terms of subclause 3.2.1 in the Contract Data - Contractor to Employer (CE) for the purpose of adjustment of these preliminaries, the amount entered into the amount column in these preliminaries is to be divided into one or more of the three categories provided namely Fixed (F), Value Related (V) and Time Related (T)

SECTION A - PRINCIPAL BUILDING AGREEMENT**Definitions**

- 1 Clause 1.0 - Definitions and interpretation

F:..... V:.....
T:.....

Item

Objective and preparations

- 2 Clause 2.0 - Offer acceptance and performance obligations

F:..... V:.....
T:.....

Item

Carried to Summary

R

Section 1
PRELIMINARIES
Bill No. 1
PRELIMINARIES

1	2	3
4	5	6

1	<p>Clause 3.0 - Documents</p> <p>F:..... V:..... T:.....</p>	Item		
2	<p>Clause 4.0 - Design responsibility</p> <p>F:..... V:..... T:.....</p>	Item		
3	<p>Clause 5.0 - Employer's agents</p> <p>F:..... V:..... T:.....</p>	Item		
4	<p>Clause 6.0 - Contractor's site representative</p> <p>F:..... V:..... T:.....</p>	Item		
5	<p>Clause 7.0 - Compliance with laws and regulations</p> <p>F:..... V:..... T:.....</p> <p>Without limiting the generality of the provisions of clause 7.0, the contractor's attention is drawn to the provisions of the Construction Regulations, 2003 issued in terms of the Occupational Health and Safety Act, 1993. It is specifically stated that the employer shall prepare a documented health and safety specification for the works and that the employer shall ensure that the contractor has made provision for the cost of health and safety measures during the execution of the works. The contractor shall price opposite this item for compliance with the act and the regulations and the reasonable provisions of the aforementioned health and safety specifications</p>	Item		
6	<p>Clause 8.0 - Works risk</p> <p>F:..... V:..... T:.....</p>	Item		

Carried to Summary

R

Section 1
PRELIMINARIES
Bill No. 1
PRELIMINARIES

1	2	3
4	5	6

1	Clause 9.0 - Indemnities F:..... V:..... T:.....	Item		
2	Clause 10.0 - General insurances F:..... V:..... T:.....	Item		
3	Clause 11.0 - Special insurances F:..... V:..... T:.....	Item		
4	Clause 12.0 - Effecting insurances F:..... V:..... T:.....	Item		
5	Clause 13.0 - Assignment F:..... V:..... T:.....	Item		
6	Clause 14.0 - Security F:..... V:..... T:.....	Item		
	<u>Execution</u>			
7	Clause 15.0 - Preparation for and execution of the works F:..... V:..... T:.....	Item		
8	Clause 16.0 - Site and access Clause 16.7 - <i>Known services</i> Clause 16.8 - <i>Protection of trees</i> F:..... V:..... T:.....	Item		
Carried to Summary			R	
Section 1				
PRELIMINARIES				
Bill No. 1				
PRELIMINARIES				
1	2	3		
4	5	6		

1	Clause 17.0 - Contract instructions F:..... V:..... T:.....	Item		
2	Clause 18.0 - Setting out of the works The contractor shall notify the principal agent if any encroachments of adjoining foundations, buildings, structures, pavements, boundaries, etc. exist in order that the necessary arrangements may be made for the rectification of any such encroachments. F: V:.....T:.....	Item		
3	Clause 19.0 - Temporary works and plant Subclause 19.1.1 - <i>Enclosure of the works</i> Subclause 19.1.2 - <i>Office accommodation</i> Clause 19.2 - <i>Notice boards</i> F:..... V:..... T:.....	Item		
4	Clause 20.0 - Nominated subcontractors F:..... V:..... T:.....	Item		
5	Clause 21.0 - Selected subcontractors F:..... V:..... T:.....	Item		
6	Clause 22.0 - Employer's direct contractors F:..... V:..... T:.....	Item		
7	Clause 23.0 - Contractor's domestic subcontractors F:..... V:..... T:.....	Item		
Carried to Summary			R	
Section 1 PRELIMINARIES Bill No. 1 PRELIMINARIES				
1	2	3		
4	5	6		

Completion

1	Clause 24.0 - Practical completion F:..... V:..... T:.....	Item
2	Clause 25.0 - Works completion F:..... V:..... T:.....	Item
3	Clause 26.0 - Final completion F:..... V:..... T:.....	Item
4	Clause 27.0 - Latent defects liability period F:..... V:..... T:.....	Item
5	Clause 28.0 - Sectional completion F:..... V:..... T:.....	Item
6	Clause 29.0 - Revision of date for practical completion The removal and replacement of materials and/or workmanship which do not conform to specification or drawing shall not constitute grounds for the extension of the construction period nor for the adjustment of the contract value (Clause 29.3) F:..... V:..... T:.....	Item
7	Clause 30.0 - Penalty for late or non-completion F:..... V:..... T:.....	Item

Carried to Summary**R**

Section 1
PRELIMINARIES
Bill No. 1
PRELIMINARIES

1	2	3
4	5	6

Payment

1 Clause 31.0 - Interim payment

Materials and goods stored off site shall not be included in the amount authorised for payment

F:..... V:.....
T:.....

Item

2 Clause 32.0 - Adjustment to the contract value

All fluctuations in costs, with the exception of fluctuations in the rate of Value Added Tax, shall be for the account of the contractor

Where prices are submitted by the contractor or n/s subcontractor during the progress of the works in respect of contract instructions or in regard to a claim under the terms of the contract and notwithstanding the fact that such prices may be used in an interim payment certificate, there is to be no presumption of acceptance. Should the principal agent wish to accept any such prices prior to the issue of the final payment certificate, it shall be in writing

F:..... V:.....
T:.....

Item

3 Clause 33.0 - Recovery of expense and loss

F:..... V:.....
T:.....

Item

4 Clause 34.0 - Final account and final payment

F:..... V:.....
T:.....

Item

5 Clause 35.0 - Payment to other parties

F:..... V:.....
T:.....

Item

Carried to Summary

R

Section 1
PRELIMINARIES
Bill No. 1
PRELIMINARIES

1	2	3
4	5	6

Termination

- 1 Clause 36.0 - Termination by employer - contractor's default

F:..... V:.....
T:.....

Item

- 2 Clause 37.0 - Termination by employer - loss and damage

F:..... V:.....
T:.....

Item

- 3 Clause 38.0 - Termination by contractor - employer's default

F:..... V:.....
T:.....

Item

- 4 Clause 39.0 - Termination - cessation of the works

F:..... V:.....
T:.....

Item

Dispute

- 5 Clause 40.0 - Settlement of disputes

F:..... V:.....
T:.....

Item

Contract agreement

- 6 Clause 41.0 - Post tender provisions

The required post tender information shall be inserted in the post tender provisions after consultation with the contractor

Item

- 7 Clause 42.0 - Contractual agreement

The required information of the contracting parties and the amount of the accepted contract sum shall be inserted in the contractual agreement for signature of the agreement by the contracting parties

Item

Carried to Summary

R

Section 1
PRELIMINARIES
Bill No. 1
PRELIMINARIES

1	2	3
4	5	6

SECTION B - PRELIMINARIES**Definitions and interpretation**

1 Clause 1.0 - Definitions and interpretation

F:..... V:.....
T:.....

Item

Documents

2 Clause 2.1 - Checking of documents

F:..... V:.....
T:.....

Item

3 Clause 2.2 - Provisional bills of quantities

F:..... V:.....
T:.....

Item

4 Clause 2.3 - Availability of construction documentation

F:..... V:.....
T:.....

Item

Previous work and adjoining properties

5 Clause 3.1 - Previous work - dimensional accuracy

F:..... V:.....
T:.....

Item

6 Clause 3.2 - Previous work - defects

F:..... V:.....
T:.....

Item

7 Clause 3.3 - Inspection of adjoining properties

F:..... V:.....
T:.....

Item

Carried to Summary

R

Section 1
PRELIMINARIES
Bill No. 1
PRELIMINARIES

1	2	3
4	5	6

Samples, shop drawings and manufacturer's instructions

1 Clause 4.1 - Samples of materials

F:..... V:.....
T:.....

Item

2 Clause 4.2 - Workmanship samples

F:..... V:.....
T:.....

Item

3 Clause 4.3 - Shop drawings

F:..... V:.....
T:.....

Item

4 Clause 4.4 - Compliance with manufacturer's instructions

F:..... V:.....
T:.....

Item

Deposits and fees

5 Clause 5.1 - Deposits and fees

F:..... V:.....
T:.....

Item

Temporary services

6 Clause 6.1 - Water

F:..... V:.....
T:.....

Item

7 Clause 6.2 - Electricity

F:..... V:.....
T:.....

Item

Carried to Summary

R

**Section 1
PRELIMINARIES
Bill No. 1
PRELIMINARIES**

1	2	3
4	5	6

1	Clause 6.3 - Telecommunication facilities F:..... V:..... T:.....	Item		
2	Clause 6.4 - Ablution facilities F:..... V:..... T:.....	Item		
	<u>Prime cost amounts</u>			
3	Clause 7.1 - Responsibility for prime cost amounts F:..... V:..... T:.....	Item		
	<u>Special attendance on n/s subcontractors</u>			
4	Clause 8.1 - Special attendance F:..... V:..... T:.....	Item		
	<u>General</u>			
5	Clause 9.1 - Protection of the works F:..... V:..... T:.....	Item		
6	Clause 9.2 - Protection/isolation of existing/sectionally occupied works F:..... V:..... T:.....	Item		
7	Clause 9.3 - Security of the works F:..... V:..... T:.....	Item		
8	Clause 9.4 - Notice before covering work F:..... V:..... T:.....	Item		
</				

1	Clause 9.5 - Disturbance F:..... V:..... T:.....	Item
2	Clause 9.6 - Environmental disturbance F:..... V:..... T:.....	Item
3	Clause 9.7 - Works cleaning and clearing F:..... V:..... T:.....	Item
4	Clause 9.8 - Vermin F:..... V:..... T:.....	Item
5	Clause 9.9 - Overhand work F:..... V:..... T:.....	Item

Schedule of variables

Information necessary for elections and completion of those clauses contained in the schedule which are necessary for tender purposes is given hereunder. Where no information is given it shall mean that no specific requirements are expected or that the clause is not relevant to this specific contract

10.1 - Provisional bills of quantities [clause 2.2]

The quantities are provisional **Yes**

10.2 - Availability of construction documentation [clause 2.3]

Construction documentation is complete **Yes**

Carried to Summary

**Section 1
PRELIMINARIES
Bill No. 1
PRELIMINARIES**

1	2	3
4	5	6

R

10.3 - Previous work - dimensional accuracy [clause 3.1]

The contractor is responsible for ensuring the dimensional accuracy and integrity of each building and must satisfy himself as to opening sizes, etc before ordering components

10.4 - Previous work - defects [clause 3.2] N/A

10.5 - Inspection of adjoining properties [clause 3.3]
N/A

10.6 - Water [clause 7.2]

Option A (by contractor) Yes

Option B (by employer - free of charge) No

Option C (by employer - metered) No

10.7 - Electricity [clause 7.3]

Option A (by contractor) Yes

Option B (by employer - free of charge) No

Option C (by employer - metered) No

10.8 - Telecommunications [clause 7.4]

Telephone Yes

Facsimile No

E-mail No

10.9 - Ablution facilities [clause 7.5]

Option A (by contractor) Yes

Option B (by employer) No

Carried to Summary

Section 1
PRELIMINARIES
Bill No. 1
PRELIMINARIES

1	2	3
4	5	6

R

10.10 - Protection of the works [clause 9.1]

The contractor shall provide, erect, alter as necessary, maintain, remove and make good on completion of the works, suitable hoardings or temporary fencing as necessary for the enclosure of the works and protection of the public, to the satisfaction of the Principal Agent

10.11 - Protection/isolation of existing/sectionally occupied works [clause 9.2]

Protection/isolation is required Yes

10.12 - Disturbance [clause 9.5]

The contractor shall execute the works with as little noise and disturbance as possible to adjoining premises and occupants thereof; he shall keep the site, structures, etc well watered during operations to prevent dust and shall provide, erect and remove on completion of the works, all necessary temporary dust screens, to the satisfaction of the Principal Agent

10.13 - Environmental disturbance [clause 9.6]

No specific requirements

Carried to Summary

**Section 1
PRELIMINARIES
Bill No. 1
PRELIMINARIES**

1	2	3
4	5	6

R

SECTION C - SPECIFIC PRELIMINARIES**1 Site instructions**

Instructions issued on site are to be recorded in triplicate in a site instruction book which is to be maintained on site by the contractor

F:..... V:.....
T:.....

Item

2 Warranties for material and workmanship

Where warranties for materials and/or workmanship are called for, the contractor shall obtain a written warranty, addressed to the employer, from the firm supplying the materials and/or doing the work and shall deliver same to the principal agent on the certified completion of the contract. The warranty shall state that workmanship, materials and installation are warranted for a specified period from the date of final completion and that any defects that may arise during the specified period shall be made good at the expense of the firm supplying the materials and/or doing the work, upon written notice to do so. The warranty will not be enforced if the work is damaged by defects in the construction of the building in which case the responsibility for replacement shall rest entirely with the contractor

F:..... V:..... T:.....

Item

Carried to Summary

R

Section 1
PRELIMINARIES
Bill No. 1
PRELIMINARIES

1	2	3
4	5	6

1 Co-operation of contractor for cost management

It is specifically agreed that the contractor accepts the obligation of assisting the principal agent in implementing proper cost management. The contractor will be advised by the principal agent of all cost management procedures which will be implemented to ensure that the final building cost does not exceed the budget. The principal agent undertakes to make available to the contractor all budgetary allowances and cost assessments/reports to enable the proper procedure to be implemented and the contractor shall attend all cost plan review and cost management meetings. The contractor undertakes to extend these procedures, as necessary, to all subcontractors

F:.....V:.....T:.....

Item

2 Propping of floors below

The contractor is advised that propping of floors below may be required if he wishes to use any areas of completed suspended reinforced concrete slabs for vehicle access, storage of materials and goods and location of plant, scaffolding, etc. The location of these areas and any necessary propping shall be approved by the principal agent and the cost thereof shall be borne by the contractor

F:..... V:..... T:.....

Item

3 Testing of windows for water tightness

Each window shall be tested for water tightness with water sprayed on using adequate pressure. If in the opinion of the principal agent, the pressure proves to be inadequate, then the pressure shall be boosted by means of compressed air or other approved means

F:..... V:..... T:.....

Item

Carried to Summary

R

**Section 1
PRELIMINARIES
Bill No. 1
PRELIMINARIES**

1	2	3
4	5	6

1 Testing of flat roof waterproofing for water tightness

Flat roof waterproof areas shall be prepared with small sand dykes around them of a size and enclosing an area approved by the principal agent, flooded with water and kept "ponded" for at least 36 hours as a test to ensure the water tightness of the waterproofing and before any further construction work is carried out above the waterproofing

F:..... V:..... T:.....

Item

2 OCCUPATIONAL HEALTH AND SAFETY ACT

The **contractor** shall comply with all the requirements set out in the Construction Regulations, 2014 issued under the Occupational Health and Safety Act, 1993 (Act No 85 of 1993) and all amendments and revisions.

It is required of the **contractor** to thoroughly study the Health and Safety Specification that must be read together with and is deemed to be incorporated under this Section of the **bills of quantities / lump sum document**

The **contractor** must take note that compliance with the Occupational Health and Safety Act, Construction Regulations (as amended) and Health and Safety Specification is compulsory. In the event of partial or total non-compliance, the **principal agent**, notwithstanding the provisions of clause A31.0 of Section A or any other clause to the contrary, reserves the right to delay issuing any progress **payment certificate** until the **contractor** provides satisfactory proof of compliance. The **contractor** shall not be entitled to any compensation of whatsoever nature, including interest, due to such delay of payment.

Provision for pricing of the Occupational Health and Safety Act, Construction Regulations and Health and Safety Specification is made under this clause and it is explicitly pointed out that all requirements of the aforementioned are deemed to be priced hereunder and no additional claims in this regard shall be entertained

Fixed:_____ Value related:_____

Time related:_____

Item

Carried to Summary

R

Section 1
PRELIMINARIES
Bill No. 1
PRELIMINARIES

1	2	3
4	5	6

1 COMMUNITY LIAISON OFFICER (CLO)

Provide the sum of R 85 000.00 (Eighty-Five Thousand Rand only) for payment of CLO for duration of the contract

Item

85 000.00

SUMMARY OF CATEGORIES

Category : Fixed R.....

Category : Value R.....

Category : Time R.....

Carried to Summary

R

**Section 1
PRELIMINARIES
Bill No. 1
PRELIMINARIES**

1	2	3
4	5	6

Section 1

Bill No. 1

PRELIMINARIES

SUMMARY

Total Brought Forward from Page No.

Page
No

Amount

1

2

3

4

5

6

7

8

9

10

11

12

13

14

15

16

17

18

Total Carried to Final Summary

R

Section 1

PRELIMINARIES

Bill No. 1

PRELIMINARIES

1	2	3
4	5	6

Item No	Quantity	Rate	Amount
<u>SECTION 2</u>			
<u>BILL No. 1</u>			
<u>FOUNDATIONS (PROVISIONAL)</u>			
<u>GENERAL PREAMBLES</u>			
Tenderers are advised to study the Model Preambles for Trades (September 2008 Edition) published by the Association of south African Quantity Surveyors before pricing this bill			
NOTE IN RESPECT OF REMEASUREMENT OF FOUNDATIONS			
Foundation brickwork and concrete walls have been measured to top of unfinished floor level			
<hr/>			
<u>EARTHWORKS</u>			
NOTE			
All excavations are measured as being in "earth" and/or filling compacted to 95% modified AASHTO density			
Descriptions of excavations shall be deemed to include for setting aside surplus excavated material in spoil heaps for use as filling, or for depositing within 150m of the perimeter of the excavations and spreading and roughly levelling as directed, as well as for increase in bulk and multiple handling of excavated material caused by the Contractor's method of operation			
Descriptions of carting away of excavated material shall be deemed to include loading excavated material onto trucks directly from the excavations or, alternatively, from stock piles situated on the building site and for bulking			
Carried to Summary			R
Section 2 SKILLS CENTRE Bill No. 1 Foundations (Provisional)			
1	2	3	
4	5	6	

Working space for formwork to sides of all concrete, except columns, shall be measured only where the concrete face is less than 750mm from the face of the measured excavations

Working space for formwork to sides of columns shall be measured for the width of the column face only where both:

the top of the column base is more than 1,5m below the commencing level of the excavations and

the column face is less than 500mm from the face of the measured excavations

No claim shall be considered for any working space for formwork to concrete other than as above described or for working space beyond the sides of trench excavations for the building of brick or block walls

Descriptions of excavations for working space shall be deemed to include for any additional risk of collapse so incurred and for the returning and compacting of the excavated material as described

Excavations

Excavate in earth not exceeding 2m deep below natural, elevated or reduced ground level for

1	Trenches	m3	79
2	Holes	m3	1
<u>(End of excavations in earth)</u>			
3	Extra over all excavations for carting away surplus material from excavations and/or from stockpiles on site to a dumping site to be located by the Contractor	m3	79
4	Risk of collapse of sides of reduced level excavations from natural, elevated or reduced ground level to not exceeding 1,5m deep	m2	314

Carried to Summary

Section 2
SKILLS CENTRE
Bill No. 1
Foundations (Provisional)

1	2	3
4	5	6

R

1	Allow for keeping excavations free of all water other than subterranean water		Item		
	<u>Filling, etc.</u>				
2	150mm Thick Rip & Re-compact insitu material to 98% MOD.AASHTO at OMC	m3	120		
3	150mm Thick G5 Layer compacted to 98% MOD.AASHTO at OMC	m3	239		
	<u>Tests</u>				
4	Tests to determine the degree of compaction, etc. of ground or filling	No	4		
	<u>Protection against termites</u>				
5	Poisoning surface of ground in bottoms of trenches, bases, etc.	m2	408		
6	Poisoning surface of ground or filling under floors, steps, etc. including raking out 75mm deep V-shaped channels against the walls, etc. treating with poison solution, backfilling and ramming	m2	797		
	<u>CONCRETE</u>				
	<u>Concrete test cubes</u>				
7	Prepare set of three 150 x 150 x 150mm concrete strength test cubes, label and send to an approved laboratory for testing, pay all charges and submit report to the Principal Agent. Only successful tests will be paid for (<u>Provisional</u>)	No	4		
	<u>Reinforced concrete with a coarse aggregate of 19mm and a minimum compressive strength of 25MPa at 28 days</u>				
8	Bases	m3	1		
9	Ground beams	m3	79		
Carried to Summary				R	
Section 2 SKILLS CENTRE Bill No. 1 Foundations (Provisional)					
1	2	3			
4	5	6			

1	In surface beds cast in panels on waterproofing (elsewhere)	m3	108
	<u>Sundries</u>		
2	Finish top surface of concrete slabs, etc. to a smooth and even power floated surface	m2	636
	<u>FORMWORK</u>		
	<u>ROUGH FORMWORK (DEGREE OF ACCURACY III)</u>		
	<u>Rough formwork to sides</u>		
3	Rectangular ground beams	m2	314
	<u>Movement Joints</u>		
4	Movement joint not exceeding 300mm wide formed of 13mm bitumen impregnated soft board placed vertically in position in concrete floor	m	112
	<u>Saw cut joints</u>		
5	6 x 20mm Saw cut joints in top of concrete	m	92
	<u>Construction joints</u>		
6	Construction joints	m	69
	<u>Boxing in rough formwork to form</u>		
7	100 x 100mm Chamfers along top or bottom edges of ground beams perpendicular to the soffit of surface bed.	m	659
	<u>REINFORCEMENT</u>		
	<u>High tensile steel reinforcement to structural concrete work</u>		
8	16mm Diameter bars	t	2.41
9	12mm Diameter bars	t	1.40

Carried to Summary

R

Section 2
SKILLS CENTRE
Bill No. 1
Foundations (Provisional)

1	2	3
4	5	6

Mesh reinforcement

- 1 Mesh reinforcement with mesh reference number 193 laid in surface beds with 300mm wide side and end laps (measured net)

m2

636

Carried to Summary

R

Section 2
SKILLS CENTRE
Bill No. 1
Foundations (Provisional)

1	2	3
4	5	6

Section 2

Bill No. 1

Foundations (Provisional)

SUMMARY

Total Brought Forward from Page No.

**Page
No****Amount**

20

21

22

23

24

Carried Forward to Summary of Section No. 2

R

Section 2

SKILLS CENTRE

Bill No. 1

Foundations (Provisional)

1	2	3
4	5	6

Item No	Quantity	Rate	Amount
SECTION 2			
<u>BILL No. 2</u>			
<u>CONCRETE, FORMWORK AND REINFORCEMENT</u>			
<u>GENERAL PREAMBLES</u>			
Tenderers are advised to study the Model Preambles for Trades (September 2008 Edition) published by the Association of south African Quantity Surveyors before pricing this bill			
<u>CONCRETE</u>			
<u>Concrete test cubes</u>			
1	Prepare set of three 150 x 150 x 150mm concrete strength test cubes, label and send to an approved laboratory for testing, pay all charges and submit report to the Principal agent. Only successful tests will be paid for (Provisional)	No	4
<u>Mass concrete</u>			
<u>Mass concrete with a coarse aggregate of 19mm and a minimum compressive strength of 25MPa at 28 days</u>			
2	In ramps	m3	1
<u>Reinforced concrete</u>			
<u>Reinforced concrete with a coarse aggregate of 19mm and a minimum compressive strength of 25MPa at 28 days in</u>			
3	Ring beam	m3	11
4	Slabs	m3	11
Carried to Summary			R
Section 2 SKILLS CENTRE Bill No. 2 Concrete, Formwork and Reinforcement			
1	2	3	
4	5	6	

Sundries

- 1 Finish raking top surface of concrete slabs, etc. to a smooth and even wood floated surface including additional dry sand/cement mixture added as necessary whilst the concrete is still wet

m2 43

FORMWORK**Formwork to**

- 2 Soffit of slabs
- 3 Edges, risers, ends and reveals not exceeding 300mm high or wide

m2 43

m 27

Smooth formwork to sides and soffits of rectangular beams

- 4 Beams propped up exceeding 1.5m and not exceeding 3.5m high

m2 114

Movement Joints

- 5 Movement joint not exceeding 300mm wide formed of 13mm bitumen impregnated soft board placed vertically in position in concrete floor

m 89

Boxing in rough formwork to form

- 6 100 x 100mm Chamfers along top or bottom edges of ground beams perpendicular to the soffit of surface bed.

m 356

REINFORCEMENT**High tensile steel bar reinforcement to structural concrete work**

- 7 16mm Diameter bars

t 0.80

- 8 12mm Diameter bars

t 4.19

Carried to Summary

R

Section 2
SKILLS CENTRE
Bill No. 2
Concrete, Formwork and Reinforcement

1	2	3
4	5	6

Mesh reinforcement

- 1 Mesh reinforcement with mesh reference number 193 laid in surface beds with 300mm wide side and end laps (measured net)

m2

43

Carried to Summary

Section 2
SKILLS CENTRE
Bill No. 2
Concrete, Formwork and Reinforcement

R

1	2	3
4	5	6

Section 2

Bill No. 2

Concrete, Formwork and Reinforcement

SUMMARY

Total Brought Forward from Page No.

**Page
No****Amount**

26

27

28

Carried Forward to Summary of Section No. 2

R

Section 2

SKILLS CENTRE

Bill No. 2

Concrete, Formwork and Reinforcement

1	2	3
4	5	6

Item No		Quantity	Rate	Amount
<u>SECTION 2</u>				
<u>BILL No. 3</u>				
<u>MASONRY</u>				
<u>GENERAL PREAMBLES</u>				
Tenderers are advised to study the Model Preambles for Trades (September 2008 Edition) published by the Association of south African Quantity Surveyors before pricing this bill				
<u>Brickwork in burnt clay bricks in (5:1) cement mortar</u>				
1	Piers	m3	7	
2	Half brick wall	m2	123	
3	Half brick wall in beamfilling	m2	27	
4	One brick wall	m2	901	
5	One and a half brick walls	m2	57	
6	285mm Hollow walls of two half brick skins including wire ties	m2	71	
<u>Brick reinforcement</u>				
7	Brick reinforcement 75mm wide built into brick walls with sufficient laps at end joints, angles and intersections (measured net)	m	483	
8	Brick reinforcement 150mm wide built into brick walls with sufficient laps at end joints, angles and intersections (measured net)	m	3 100	
Carried to Summary				
				R
Section 2				
SKILLS CENTRE				
Bill No. 3				
Masonry				
1	2	3		
4	5	6		

Sundries

- | | | | | | |
|---|--|---|----|--|--|
| 1 | Closing 70mm cavities of hollow walls vertically with brickwork one brick wide | m | 19 | | |
|---|--|---|----|--|--|

Joint forming material in movement joints

- | | | | | | |
|---|---|----|-----|--|--|
| 2 | 38 x 1,6mm Galvanised hoop iron roof tie with one end built six courses deep into top of brickwork and other end wrapped around and nailed to trusses | No | 189 | | |
|---|---|----|-----|--|--|

Nutec Cement/Fibre-cement window cills

- | | | | | | |
|---|---|---|----|--|--|
| 3 | Internal window sill 100mm wide | m | 83 | | |
| 4 | External window sill 100mm wide set sloping | m | 56 | | |

Prestressed concrete lintels

- | | | | | | |
|---|---|---|-----|--|--|
| 5 | 110 x 75mm Lintels in lengths not exceeding 3m | m | 151 | | |
| 6 | 110 x 75mm Lintels in lengths exceeding 3m not exceeding 4.5m | m | 15 | | |

FACE BRICKWORK

Extra over for face brick: External face bricks pointed with flush horizontal and vertical joints.
Firelight Travertine face brick.

- | | | | | | |
|---|--|----|-----|--|--|
| 7 | Cavity wall 280mm thick consisting of two skins of 110mm brickwork and 50mm wide cavity face brick on both sides | m2 | 71 | | |
| 8 | 230mm brickwork face brickwork. | m2 | 340 | | |
| 9 | 460mm brickwork face brickwork on brick piers | m2 | 57 | | |

WINDOW CILLS

Carried to Summary

R

Section 2
 SKILLS CENTRE
 Bill No. 3
 Masonry

1	2	3
4	5	6

Facebrick on edge window sills

- 1 Window sill, facebrick on edge

m 90

Galvanised hoop iron cramps, ties, etc

- 2 50 x 1.5mm Wall tie 605mm long, five times bent along length, with one end shot-pinned to concrete and the other end built into brickwork

No 20

PAVING

Paving of clay-brick pavers laid with butt joints to stretcher bond pattern on and including 25mm thick river-sand bed with sand & cement mixture swept into joints and hosed down, including weed killer and preparation of ground

- 3 Paving to entrance walkway areas, aprons, etc to falls

m2 187

- 4 220mm Wide brick-on-flat header course edging on 75mm thick mortar bed

m 120

- 5 Fair raking cutting

m 13

Carried to Summary

R

**Section 2
SKILLS CENTRE
Bill No. 3
Masonry**

1	2	3
4	5	6

Section 2

Bill No. 3

Masonry

SUMMARY

Total Brought Forward from Page No.

**Page
No****Amount**

30

31

32

Carried Forward to Summary of Section No. 2

R

Section 2
SKILLS CENTRE
Bill No. 3
Masonry

1	2	3
4	5	6

Item No	Quantity	Rate	Amount
<u>SECTION 2</u>			
<u>BILL No. 4</u>			
<u>WATERPROOFING</u>			
<u>GENERAL PREAMBLES</u>			
Tenderers are advised to study the Model Preambles for Trades (September 2008 Edition) published by the Association of south African Quantity Surveyors before pricing this bill			
<u>DAMP-PROOFING TO WALLS</u>			
1	375 Micron embossed black polyethylene damp-proof course to walls, cills, etc. (measured net)	m2	63
<u>DAMP-PROOFING UNDER FLOORS, ETC.</u>			
<u>Colour coded polyethylene sheeting complying with SANS 952, Type C in widest practicable widths with all joints lapped and sealed in accordance with the manufacturer's instructions</u>			
2	250 Micron green medium density damp-proof membrane laid loose on top of sand bed (elsewhere) under solid floors with pressure sensitive tape jointing	m2	636
3	250 Micron green medium density damp-proof membrane laid loose on top of sand bed (elsewhere) to under sides and both sides of ground beams	m2	358
<u>WATERPROOFING TO ROOFS, BASEMENTS, ETC</u>			
Carried to Summary			R
Section 2 SKILLS CENTRE Bill No. 4 Waterproofing			
1	2	3	
4	5	6	

Prime with one coat bitumen primer and one layer 4mm fully bonded waterproof membrane comprising two bitumen layers reinforced with woven spun bonded polyester fabric and coated with polyethelene film for heat bonding, laid with 75mm side and 100mm end laps

1	On soffits of slab	m2	43
2	On flat roofs	m2	43

PROTECTIVE ROOFING PAINT

Two coats bituminous aluminium paint

3	On waterproofing to roofs	m2	43
4	On waterproofing to box gutters	m2	5

Carried to Summary

Section 2
SKILLS CENTRE
Bill No. 4
Waterproofing

1	2	3
4	5	6

R

Section 2

Bill No. 4

Waterproofing

SUMMARY

Total Brought Forward from Page No.

**Page
No**

34

35

Amount**Carried Forward to Summary of Section No. 2**

R

Section 2
SKILLS CENTRE
Bill No. 4
Waterproofing

1	2	3
4	5	6

Item No		Quantity	Rate	Amount
	<p><u>SECTION 2</u></p> <p><u>BILL No. 5</u></p> <p><u>ROOF COVERINGS, ETC.</u></p> <p><u>GENERAL PREAMBLES</u></p> <p>Tenderers are advised to study the Model Preambles for Trades (September 2008 Edition) published by the Association of south African Quantity Surveyors before pricing this bill</p> <p><u>PROFILED METAL SHEETING AND ACCESSORIES</u></p> <p>0.58mm Thick concealed fixing roofing sheets manufactured from roll-formed from certified steel complying with ISQ 550 (3T). The profile shall have three trapezoidal ribs at 203mm centers giving a net cover of 406mm. The rib height shall be 41mm and provide capillary breaks. The male rib shall have spurs at 283mm centers to ensure a positive double interlocking action at side-laps. Each pan shall incorporate two stiffener ribs. Profiled roof sheets to be coated on both sides with "Global Coat" or "Chromadek Colour" and laid on structural timber/steel structure incorporating all necessary accessories such as flashings and eave closers in strict compliance to manufacturer's instructions</p> <p>Note</p> <p>The Contractor is to submit a certificate signed by the merchant, stating that the galvanised roof covering supplied complies with the required thickness specified</p> <p>_____</p> <p><u>Chromadek roof sheeting 50mm x 50mm purlins on appro. Underlay on prefabricated trusses to specialist details at max 1200mm centre to centre to Engineers details at 5° roof pitch</u></p>			
1	0,58mm Roof sheeting with pitch not exceeding 25° fixed to timber purlins (elsewhere)	m2	832	

1	0.58mm Sheet iron side wall flashing 370mm girth	m	120		
<u>ROOF AND WALL INSULATION</u>					
<u>50mm Thick Approved FBL foll backed aluminium blanket</u>					
2	Insulation blanket laid taut over purlins (at approximately 1000mm centres) and fixed concurrent with roof covering with stapled longitudinal flap joints, including fixing at top and bottom edges to purlins with and including hoop iron straps	m2	832		
<u>TRANSLUSCENT ROOF SHEETING</u>					
<u>Chromadek roof sheeting 50mm x 50mm purlins on appro. Underlay on prefabricated trusses to specialist details at max 1200mm centre to centre to Engineers details at 10° roof pitch</u>					
3	Translucent roof sheeting including frame, waterproofed and fixed as per manufacturer's specification , size 6843 x 3000mm Wide.	No	2		

Carried to Summary

R

Section 2
SKILLS CENTRE
Bill No. 5
Roof Coverings, etc

1	2	3
4	5	6

Section 2

Bill No. 5

Roof Coverings, etc

SUMMARY

Total Brought Forward from Page No.

**Page
No**

37

38

Amount

Carried Forward to Summary of Section No. 2

R

Section 2

SKILLS CENTRE

Bill No. 5

Roof Coverings, etc

1	2	3
4	5	6

[illegible]

DESCRIPTIONS

The term "planted on" shall mean the nailing of one timber member to another

The term "screwed on" shall mean the countersunk screwing of one timber member to another

The term "screwed on and pelleted" shall mean the screwing of one timber member to another with the heads of screws sunk and pelleted

The term "plugged" shall mean the countersunk screwing of a timber member to and including plastic plugs in brickwork or concrete

The term "plugged and pelleted" shall mean the screwing of a timber member to and including plastic plugs in brickwork or concrete with heads of screws sunk and pelleted

Shelving, etc. described as screwed to steel must be fixed from underside and prices are to include for countersunk drilling through the steel for screw fixing

Descriptions of floors, ceilings, joinery, etc. shall be deemed to include for all square cutting

Descriptions of items given in lineal metre shall be deemed to include for mitres, stopped ends, fitted intersections, etc.

Descriptions of rounded angles, rebates, grooves, chamfers, moulded edges, etc. shall be deemed to include for angles, ends, etc.

Prefabricated metal connector plate timber roof trusses**Roofs, etc****Carried to Summary**

Section 2
SKILLS CENTRE
Bill No. 6
Carpentry and Joinery

1	2	3
4	5	6

R

Allow for the preparation and submission of the following documents (applicable to ALL roofs), inclusive of Detailed shop drawings indicating truss sizes, truss positions, bracings, etc to be submitted for approval prior to commencement of fabrication, Design certificate indicating the licensed programme used, SANS specifications adhered to, general procedures and loading adopted, sizes and grading of timber components, details, etc.

NOTE:

a. All the roof trusses to be at average 1177mm centres and constructed for a 15 degrees pitch unless otherwise stated

b. All the roof trusses to be designed and constructed with softwood structural timber to include for live loads, wind loads and to take corrugated roof covering, purlins and fibre cement or gypsum plasterboard ceilings with brandering. Each roof truss shall have all its members accurately cut and close butted together and rigidly fixed by CSIR approved patented galvanized metal spiked connectors, fixed on both sides of each intersection by an approved method, all in accordance with the manufacturer's instructions.

c. Unless otherwise described all rafter feet are to extend 770mm beyond the length of the tie beam, with ends twice splay cut

d. The design, manufacture and transportation of the roof trusses, bracing, etc. shall be under the control of a registered Engineer in accordance with SANS 0243 and it shall be required from the manufacturer of the trusses to lodge a written guarantee that his construction has been designed by a qualified Structural Engineer and that he is in possession of a capability certificate issued by the Institute for Timber Construction and approved by the Principal Agent

e. The tenderer's attention is drawn to the fact that the Architect's roof truss drawings only represent the overall size and bearing points of the trusses and not the required design.

Carried to Summary

Section 2
SKILLS CENTRE
Bill No. 6
Carpentry and Joinery

1	2	3
4	5	6

R

f. Erection must be carried out as described in "The Erection and Bracing of Timber Roof Trusses" published by the Truss Plate Association of South Africa Ltd. and the National Timber Research Institute, CSIR.

g. Descriptions of roof trusses shall be deemed to include for design, manufacture, supply, hoisting and fixing in position, trimming ends, notching, etc. and for any temporary bracing.

1	Mono pitch roof truss size 17.73m long x 2.4m high	No	10.00		
<u>Sundry roof timbers</u>					
<u>Sawn Softwood (Grade 5)</u>					
2	38 x 114mm Wall plate	m	104		
3	50 x 76mm Purlin including additional timber supports at spliced joints	m	1 439		
<u>Roof sundries</u>					
4	Galvanised mild steel hurricane type fixing clips nailed between rafter and purlin connection <u>(Provisional)</u>	No	200		
<u>Wood preservative</u>					
5	Two coats wood preservative applied hot on wrought exposed roof timbers	m2	851		
<u>Fascias and bargeboards</u>					
<u>Tempered fibre-cement</u>					
6	15 x 225mm Fascia board countersunk screwed to roof timbers (elsewhere) with two brass screws at maximum 1200mm centres and jointed with and including standard aluminium halfround cover strips at all joints	m	47		

Carried to Summary

R

Section 2
SKILLS CENTRE
Bill No. 6
Carpentry and Joinery

1	2	3
4	5	6

1	15 x 225mm Barge board countersunk screwed to roof timbers (elsewhere) with two brass screws at maximum 1200mm centres and nailed with steel nails into mortar joints at maximum 750mm centres and jointed with and including standard aluminium halfround cover strips at all joints	m	57		
<u>Doors</u>					
NOTE					
All framed and ledged batten doors and combination doors, where battens are utilised, shall only be of construction acceptable to the Department, i.e. mortice and tenon where the tenon is exposed on the outside edges of styles and where the tenon is wedged to form a dovetailed shape					
<u>40mm Thick flush panel maple veneered door with lightweight core filling</u>					
2	40mm x 0,820 x 2,032m Framed, ledged and braced batten door formed of 40 x 110mm styles and top rail, 20 x 225mm bottom ledge, 20 x 150mm middle ledge and 20 x 110mm diagonal braces, filled in flush one side with 20 x 75mm tongued, grooved and V-jointed both sides vertical boarding fixed in and including grooves in styles and top rail	No	5		
3	40mm x 0,92 x 2,032m Framed, ledged and braced batten door formed of 40 x 110mm styles and top rail, 20 x 225mm bottom ledge, 20 x 150mm middle ledge and 20 x 110mm diagonal braces, filled in flush one side with 20 x 75mm tongued, grooved and V-jointed both sides vertical boarding fixed in and including grooves in styles and top rail	No	5		
<u>Solid laminated flush panel doors with hardboard face suitable for paint both sides and two wrought Meranti concealed vertical edge strips</u>					
4	40mm x 0,813 x 1,882m Door	No	2		
5	40mm x 1,613 x 2,032m Double door in two equal leaves hung folding with rebated meeting edges	No	1		

Carried to Summary

R

Section 2
SKILLS CENTRE
Bill No. 6
Carpentry and Joinery

1	2	3
4	5	6

FITTINGS**General**

The following cupboard fittings have been measured as complete units i.e. the components of the units have not been separately measured. The descriptions, therefore, of such units shall be deemed to include all components, assembling, housing, notching, glueing, blocking, planting on and screwing with countersunk screws, edge strips, decorative plastic finish, glass, ironmongery, metalwork, paint or varnish finishes, etc (refer Architect's drawings as attached to the back of these Bills of Quantities)

Fittings to Administration Building

Cupboard: Length 8383mm, 900mm high with Rustenburg Granite worktop with bullnose edge, Windsor Cherry Melamine door fronts with 16mm x 2mm PVC edging strips, 8 Number 128Euro H-011 Alluminium cupboard door pull fitted horizontally with steel self tapper screw and 2 No. Sink 1140mm long stainless steel grade 304 (18/8) on baked enamel steel cupboard with 1 shelf and 3 swing doors as per Architect's drawing

- 1 Kitchen cupboard Length 8383mm, 900mm high
(Provisional)

No

1

Store room shelving with back uprights screwed to wall with three masonry wall plugs, 24mm wrought laminated SA pine shelves in running lengths, fixed with two selftaping screws per rail. Provide butt joints at center of rail where necessary. 18mm x 76mm SA pine filler piece flush with front of shelf. 18mm x 76mm SA pine filler piece flush with top of shelf, Finish as for shelf. Cut to fit between uprights. Finish as for shelf. Cut to fit between rails as per drawing No: DT 54

- 2 Store room shelving, 9500mm length and 2000mm height (Provisional)

No

4

Carried to Summary

R

Section 2
SKILLS CENTRE
Bill No. 6
Carpentry and Joinery

1	2	3
4	5	6

Bathroom floor cupboard: Length 2000 x 551 x 900mm high with Rustenburg Granite worktop with bull nose edge, Windsor Cherry Melamine door fronts with 16mm x 2mm PVC edging strips, 8 Number 128Euro H-011 Aluminium cupboard door pull fitted horizontally with steel self tapper screw and 2 No. Sink 1140mm long stainless steel grade 304 (18/8) on baked enamel steel cupboard with 1 shelf and 3 swing doors as per Architect's drawing

- 1 Floor cupboard 2 000 x 551 x 900mm high overall comprising tops, bottoms, sides, divisions, shelves, backs, filler panels, doors, ironmongery, finishes, etc all as per architect drawing

No

2

Carried to Summary

R

Section 2
SKILLS CENTRE
Bill No. 6
Carpentry and Joinery

1	2	3
4	5	6

Section 2

Bill No. 6

Carpentry and Joinery

SUMMARY

Total Brought Forward from Page No.

**Page
No****Amount**

40

41

42

43

44

45

46

Carried Forward to Summary of Section No. 2

R

Section 2

SKILLS CENTRE

Bill No. 6

Carpentry and Joinery

1	2	3
4	5	6

Item No	Quantity	Rate	Amount
<u>SECTION 2</u>			
<u>BILL No. 8</u>			
<u>FLOOR COVERINGS, PLASTIC LININGS ETC</u>			
<u>PREAMBLES</u>			
For preambles see "Specification of Material and Method to be used PW371"			
Note : All materials shall be in colours to be selected by the Representative / Agent and, where applicable, laid to approved patterns.			
<u>SUPPLEMENTARY PREAMBLES</u>			
Vinyl tiles, sheeting, wall linings, carpets, etc. are to be supplied and laid complete on a cement screed (screed elsewhere) under guarantee by an approved firm of Specialists.			
Prices for vinyl products are to include for cleaning off tiles on completion and apply three coats waterproof floor dressing in accordance with the Manufacturer's specification.			
<u>ARTIFICIAL GRASS</u>			
<u>Artificial grass</u>			
1	Artificial grass	m2	29
Carried Forward to Summary of Section No. 2			R
Section 2 SKILLS CENTRE Bill No. 8 Floor Coverings			
1	2	3	
4	5	6	

Item No		Quantity	Rate	Amount
<u>SECTION 2</u>				
<u>BILL No. 9</u>				
<u>IRONMONGERY</u>				
<u>GENERAL PREAMBLES</u>				
Tenderers are advised to study the Model Preambles for Trades (September 2008 Edition) published by the Association of south African Quantity Surveyors before pricing this bill				
Where ironmongery is described as plugged, prices are to include for screwing to and including approved patent plugs in concrete or brickwork with plaster or tiled finish				
<u>The following ironmongery fixed to doors, etc.</u>				
<u>Bolts and latches</u>				
1	Roller ball catch for toilet doors and keep fixed to steel	No	6	
2	150mm Satin chrome flush bolt with a short length of brass tubing let into concrete floor as keep	No	6	
<u>Locks</u>				
<u>The following locks are to be suitable for master key operation.</u>				
3	Bathroom/WC mortice indicator lock set with satin chrome furniture	No	6	
4	75mm Three lever upright mortice lockset with satin chrome furniture	No	2	
5	75mm Four lever upright mortice lockset with satin chrome furniture	No	5	
6	Master Key	No	2	
Carried to Summary				R
Section 2 SKILLS CENTRE Bill No. 9 Ironmongery				
1	2	3		
4	5	6		

Door closers

- 1 Overhead surface mounted type door closer with aluminium casing

No

7

Sundries

- 2 38mm Rubber door stop plugged and screwed to wall or floor

No

29

- 3 19mm Stainless steel chromium plated towel rail, 600mm long, with end brackets plugged to plastered or tiled wall

No

6

- 4 Approved white built-in type medicine cabinet size 380 x 610 x 100mm deep with mirror front and glass shelves and building in in tiled or plastered wall including forming recess in brickwork and making good

No

3

Signage

- 5 400mm high aluminium signage as per specialist detail

Item

25 000.00

- 6 Contractor's mark-up @ 5%

Item

1 250.00

Artwork

- 7 Artwork as per the Architect's specification

Item

15 000.00

- 8 Contractor's mark-up @ 5%

Item

750.00

Push and kicking plates

- 9 300mm high x 1.2mm thick x 750mm long grade 304 satin finished stainless steel kicking plate.

No

20

Indicator plates countersunk holed for and screwed to door or brickwork with chromium plated dome-headed screws

- 10 190 x 190 x 3mm Thick white perspex international FB2 sign plate with red fire extinguisher symbol plugged to brickwork

No

2

Carried to Summary**R**

Section 2
SKILLS CENTRE
Bill No. 9
Ironmongery

1	2	3
4	5	6

- 1 75 x 150mm Aluminium international toilet sign with MALE and/or FEMALE figure screwed to door
- 2 75 x 150 x Aluminium international toilet sign with paraplegic figure screwed to door.

No

5

No

1

Kitchen Cupboard Units**NOTE**

The kitchen cupboard units shall be of steel construction with baked enamel finish of approved colour with 18mm interior particle board worktops finished on one side and on edges with 1,2mm standard grade high pressure plastic laminate of approved pattern and colour

Adjacent worktops of different units shall be neatly butt-jointed and finished off with matching cover strips and prices are to include for same

All doors are to be supplied with standard locks and duplicate keys and prices of units are to include for lockable doors where applicable

Prices for sink units are to include for stainless steel sinks with draining boards with single or double sinks, each complete with chromium plated flanged waste fitting, plug and chain

Prices for all units are to include for fixing in position to plastered walls and on floors with screed, protecting against injury and cleaning down on completion

Floor and sink units

- 3 Sink unit 1350mm long with single bowl sink and drainer, one shelf and three doors

No

1

Writing boards, Projection screens, etc.

- 4 Pull down PVC screen size 2450mm wide x 1420mm high (viewing area 2350 x 1320mm) with wall mounted code SC0400 keystone brackets adjustable set of 2, size 300mm supplied and installed with all necessary accessories

No

2

Carried to Summary

R

Section 2
SKILLS CENTRE
Bill No. 9
Ironmongery

1	2	3
4	5	6

Pinboard size 1800mm W x 1000mm H comprising of laminated soft board core pinning material beaded all round with anodised aluminium channel surround mitred at the corners. To be fitted complete with fixing brackets, screws and wall plugs at 900mm above floor level. Sample to be provided to Architect for Approval

1 1800 wide x 1000mm high pin board

No

4

"Parrot Products"

2 "BDO452" 1200 x 1200mm Aluminium framed carpet bulletin board

No

4

"Clipstrip" or similar and approved

3 50 x 50 x 3mm Thick anodised aluminium corner protector fixed to walls.

m

70

Carried to Summary

R

Section 2
SKILLS CENTRE
Bill No. 9
Ironmongery

1	2	3
4	5	6

Section 2

Bill No. 9

Ironmongery

SUMMARY

Total Brought Forward from Page No.

**Page
No**

Amount

50

51

52

53

Carried Forward to Summary of Section No. 2

R

Section 2
SKILLS CENTRE
Bill No. 9
Ironmongery

1	2	3
4	5	6

Roll up see-thru galvanised and epoxy coated m/s perforated roller shutter for openings up to 2.5mm x 2.1mm. electrically operated with 220 volt hl 600 motor with manual override, with 75 x 1,0mm thick galvanised endlocked slats complete with nylon end locks, 120mm extra wide tamper proof m/s guides, powder coated ancillary components, including door curtain. 4.5mm thick end plates, guide rails, closed shaft, extruded aluminium t-bar with astragal rubber weather seal and single spam (no join) galv, cover box, operated with high security key switch. fixed to brick and structural beam over, electrically operated with 220 volt hl 600 motor with manual.

- 1 Automated push-up slatted roller shutter for 2500 x 2100mm high opening

No

1

NOTE

The following are to be hot-dipped galvanised after fabrication of complete units

Hot-dipped double spelter galvanised mild steel grab rails formed of 32mm outside diameter x 1,6mm round section rails and 75mm diameter x 3mm flat section fixing flanges each three times holed and bolted to walls with M8 x 50mm expansion bolts

- 2 32mm Grab rail 700mm long with two 80mm return ends bolted
- 3 32mm Cranked grab rail 300 x 300 x 300mm with two 80mm return ends bolted

No

1

No

1

Door frames, Doors, Windows, etc.

Galvanised pressed steel door frames

1,2mm Double rebated pressed steel door frames suitable for half brick walls

- 4 Door frame for door size 0,761 x 2,134m with two 100mm steel butts without striking plate or opening in frame and prepared for roller catch or closet indicators

No

7

Carried to Summary

R

Section 2
SKILLS CENTRE
Bill No. 10
Metalwork

1	2	3
4	5	6

1,2mm Double rebated pressed steel door frames suitable for one brick walls

- 1 Door frame for door size 0,914 x 2,134m with two 100mm steel butts without striking plate or opening in frame and prepared for roller catch or closet indicators
- 2 Door frame for door size 0,914 x 2,134m with two 100mm steel butts and slotted for lock strike

No

1

No

5

Aluminium windows

Note: Tenderers are referred to architect's drawings numbered A102 annexed to these bills of quantities/accompanying these bills of quantities for tender purposes

The given sizes are overall, approximate and in the order of width and height. The detailed drawings and building must be carefully checked for exact sizes before placing orders. Any errors in this respect will be at the Contractor's expense and no claims for any extras in this regard will be entertained

Where so described windows shall be provided with burglar bars to opening and fixed sections, consisting of 20 x 5mm galvanised mild steel flat sections to standard NBP2 pattern welded at intersections and to window frame

Bars in front of fixed sections to be bent 75mm away from the glass surface

ALUMINIUM WINDOWS, DOORS, ETC**Epoxy powder coated aluminium windows glazed with 6mm laminated safety glass and plugged to brickwork or concrete****Aluminium window low E glazing, mm Thick monolithic annealed safety glass to comply with part N of SANS 10400, aluminium frame to be powder coated COLOUR: Charcoal Grey**

- 3 Purpose made aluminium window size 1400mm x 450mm high overall. Ref W1

No

8

Carried to Summary

R

Section 2
SKILLS CENTRE
Bill No. 10
Metalwork

1	2	3
4	5	6

1	Purpose made aluminium window size 3855mm x 2400mm high overall. Ref W2	No	1		
2	Purpose made aluminium window size 1285mm x 2400mm high overall. Ref W3	No	5		
3	Purpose made aluminium window size 900mm x 1400mm high overall. Ref W4	No	10		
4	Purpose made aluminium window size 800mm x 450mm high overall. Ref W5	No	6		
5	Purpose made aluminium window size 2485mm x 450mm high overall. Ref W6	No	6		
6	Purpose made aluminium window size 2485mm x 450mm high overall. Ref W7	No	6		
7	Purpose made aluminium window size 7570mm x 1850mm high overall. Ref W8	No	1		
8	Purpose made aluminium window size 2100mm x 2400mm high overall. Ref W10	No	1		
<u>STEEL STRONGROOM DOORS, VENTILATORS, ETC.</u>					
<u>Strongroom doors etc suitable for 230mm walls fixed to brickwork or concrete</u>					
9	Mild steel "AUSTIN" save frame with hinges and fitments and mild steel austin save door complete with fitments and ironmongery as supplied by manufacturer.	No	1		
<u>ALUMINIUM DOORS</u>					
<u>Epoxy coated anodised aluminium doors, sidelights and fanlights glazed with 6mm laminated safety glass and plugged to brickwork or concrete</u>					
<u>Aluminium door low E glazing, mm Thick monolithic annealed safety glass to comply with part N of SANS 10400,aluminium frame to be powder coated COLOUR: Charcoal Grey</u>					
Carried to Summary				R	
Section 2 SKILLS CENTRE Bill No. 10 Metalwork					
1	2	3			
4	5	6			

Aluminium frame section measuring 75mm x 75mm, anodised weather bar strip on all external doors, Including locks as per ironmongery schedule.

1 Purpose made aluminium door size 900mm x 2400mm high overall. **Ref W9**

No

1

2 Purpose made aluminium door size 1800mm x 2400mm high overall. **Ref D-1**

No

2

3 Purpose made aluminium door size 1800mm x 2400mm high overall. **Ref D-3**

No

3

Sheerline or equal aluminium door frame as per AAAMSA regulations

4 Purpose made aluminium door size 900mm x 2100mm high overall. **Ref D-4**

No

4

ALUMINIUM SHOPFRONTS

Epoxy coated anodised aluminium doors, sidelights and fanlights glazed with 6mm laminated safety glass and plugged to brickwork or concrete

Aluminium door low E glazing, mm Thick monolithic annealed safety glass to comply with part N of SANS 10400, aluminium frame to be powder coated COLOUR: Charcoal Grey

Aluminium frame section measuring 75mm x 75mm, anodised weather bar strip on all external doors, Including locks as per ironmongery schedule.

5 Purpose made aluminium door size 2960mm x 1600mm high overall sliding door. **Ref W11**

No

1

Carried to Summary

R

Section 2
SKILLS CENTRE
Bill No. 10
Metalwork

1	2	3
4	5	6

Section 2

Bill No. 10

Metalwork

SUMMARY

Total Brought Forward from Page No.

**Page
No**

Amount

55

56

57

58

59

Carried Forward to Summary of Section No. 2

R

Section 2
SKILLS CENTRE
Bill No. 10
Metalwork

1	2	3
4	5	6

Item No	Quantity	Rate	Amount
<u>SECTION 2</u>			
<u>BILL No. 11</u>			
<u>STRUCTURAL STEELWORK</u>			
<u>SUPPLEMENTARY PREAMBLES</u>			
<u>Descriptions</u>			
Descriptions of bolts shall be deemed to include nuts and washers			
Descriptions of L-shaped and U-shaped anchor bolts shall be deemed to include bending, threading, nuts and washers and embedding in concrete			
Descriptions of expansion anchors and bolts and chemical anchors and bolts shall be deemed to include nuts, washers and mortices in brickwork or concrete			
Descriptions of L-shaped and U-shaped anchor bolts shall be deemed to include bending, threading, nuts and washers and embedding in concrete. Where anchor bolts are described as embedded in sides or soffits of concrete it shall be deemed to include holes through formwork.			
Descriptions of expansion anchors and bolts and chemical anchors and bolts shall be deemed to include nuts, washers and mortices in brickwork or concrete.			
<u>STEEL COLUMNS AND BEAMS</u>			
<u>STRUCTURAL STEEL MEMBERS (GALVANISED)</u>			
<u>STANCHIONS / COLUMNS</u>			
<u>Steel members to include welding, holes, black bolts, nuts, washers, rivets, bolting and riveting integral with structural steelwork.</u>			
Carried to Summary			R
Section 2 SKILLS CENTRE Bill No. 11 Structural steelwork			
1	2	3	
4	5	6	

Welded columns in single lengths with flat section base, top, bearer and connection plates bolted to ring beams.

219.1 x 6.0mm CHS Circular hollow section columns

1	Column	t	3.648
---	--------	---	-------

254mm x 146mm x 31kg/m CH columns

2	Column	t	0.125
---	--------	---	-------

203mm x 133mm x 25kg/m CH columns

3	Column	t	0.145
---	--------	---	-------

RAFTER

203mm x 133mm x 25kg/m CH Rafter

4	Rafter	t	0.100
---	--------	---	-------

254mm x 146mm x 31kg/m CH Rafter

5	Rafter	t	1.010
---	--------	---	-------

160mm x 82mm x 16kg/m IPE Beam

6	Beam	t	0.377
---	------	---	-------

114 x 4.0mm CHS Circular hollow section beams

114 X 4.0mm Thick CHS cross members

7	Steel tube	t	0.216
---	------------	---	-------

60.3 X 3.5mm Thick CHS cross members

8	Steel tube	t	0.118
---	------------	---	-------

Carried to Summary

**Section 2
SKILLS CENTRE
Bill No. 11
Structural steelwork**

1	2	3
4	5	6

R

PURLING**75 x 50 x 20 x 2.5mm Purling**

1	Purling	t	0.271		
---	---------	---	-------	--	--

RAFTER BRACING**50 X 50 X 5m L Cross bracing**

2	Cross bracing	t	0.288		
---	---------------	---	-------	--	--

FLATS**250 X 16m Thick flat bar**

3	Flats	t	0.365		
---	-------	---	-------	--	--

BASE PLATES**360mm Dia x 16mm base plate bolted to concrete base**

4	16mm Base plate	t	0.005		
---	-----------------	---	-------	--	--

450 x 300 x 20mm base plate

5	20mm Base plate	t	0.022		
---	-----------------	---	-------	--	--

220 x 220 x 12mm base plate

6	12mm Base plate	t	0.021		
---	-----------------	---	-------	--	--

END PLATES**475 x 254 x 20mm end plate**

7	20mm End plate	t	0.030		
---	----------------	---	-------	--	--

280 x 180 x 10mm end plate

8	10mm End plate	t	0.022		
---	----------------	---	-------	--	--

Carried to Summary

R

Section 2
SKILLS CENTRE
Bill No. 11
Structural steelwork

1	2	3
4	5	6

GUSSET PLATES**6mm Gusset plate welded**

1	6mm Gusset plate	t	0.040		
---	------------------	---	-------	--	--

BOLTS**4.8 HD bolts (Galvanised)**

2	M16 Hd bolts	No	240.000		
---	--------------	----	---------	--	--

16mm Diameter G.R. 4.8 bolts welded (Galvanised)

3	16mm Diameter bolts	No	240.000		
---	---------------------	----	---------	--	--

4	Delivery of steel structure to site	t	6.723		
---	-------------------------------------	---	-------	--	--

5	Erection of steel structure on ready made footings	t	6.723		
---	--	---	-------	--	--

6	Painting of all steel structure components	m2	144		
---	--	----	-----	--	--

Carried to Summary

Section 2
SKILLS CENTRE
Bill No. 11
Structural steelwork

1	2	3
4	5	6

R

Section 2

Bill No. 11

Structural steelwork

SUMMARY

Total Brought Forward from Page No.

**Page
No****Amount**

61

62

63

64

Carried Forward to Summary of Section No. 2

R

Section 2

SKILLS CENTRE

Bill No. 11

Structural steelwork

1	2	3
4	5	6

Item No		Quantity	Rate	Amount
	<u>SECTION 2</u>			
	<u>BILL No.12</u>			
	<u>PLASTERING</u>			
	<u>GENERAL PREAMBLES</u>			
	Tenderers are advised to study the Model Preambles for Trades (September 2008 Edition) published by the Association of south African Quantity Surveyors before pricing this bill			
	<u>Screeds</u>			
	<u>Screeds on concrete</u>			
1	30mm Thick on floors and landings	m2	477	
	<u>Internal Plaster</u>			
	<u>One coat cement plaster on concrete or brickwork</u>			
2	On walls	m2	1 520	
3	On narrow widths	m2	49	
	<u>One coat (3:1) cement plaster finished to a smooth and even steel trowelled surface</u>			
	<u>On concrete</u>			
4	On ceilings	m2	32	
	<u>External Plaster</u>			
	<u>One coat cement plaster on concrete or brickwork</u>			
5	On walls	m2	178	
6	On narrow widths	m2	13	
	Carried Forward to Summary of Section No. 2			
	Section 2			
	SKILLS CENTRE			
	Bill No. 12			
	Plastering			
1	2	3		
4	5	6		

Item No		Quantity	Rate	Amount
	<u>SECTION 2</u>			
	<u>BILL No. 13</u>			
	<u>TILING</u>			
	<u>GENERAL PREAMBLES</u>			
	Tenderers are advised to study the Model Preambles for Trades (September 2008 Edition) published by the Association of south African Quantity Surveyors before pricing this bill			
	<u>Wall Tiling</u>			
	<u>198 x 198 x 6mm White glazed ceramic wall tiles fixed with an approved adhesive to plaster (plaster elsewhere) and with jointing compound</u>			
1	To walls	m2	349	
	<u>Floor Tiling</u>			
	<u>300 x 300mm x 9mm Full body porcelain tiles in matt finish laid to approved pattern using approved adhesive and grout, colour and pattern to architect's approval. The tenderer to allow an amount of R180.00 per square meter (exclusive of VAT) for the supply of tiles only and include for all waste, labour and profit in the applicable "rate"</u>			
2	On floors	m2	477	
3	Cut tile skirting 100mm high	m	349	
	<u>ALUMINIUM TRIMS</u>			
	<u>"M-trim" or "Genesis"12mm silver anodised aluminium straight edge trim to suit tile thickness with grey grout.</u>			
4	On walls	m	71	
	Carried Forward to Summary of Section No. 2			
	Section 2			
	SKILLS CENTRE			
	Bill No. 13			
	Tiling			
1	2	3		
4	5	6		

Item No	Quantity	Rate	Amount
<u>SECTION 2</u>			
<u>BILL No. 14</u>			
<u>PLUMBING AND DRAINAGE (PROVISIONAL)</u>			
<u>GENERAL PREAMBLES</u>			
Tenderers are advised to study the Model Preambles for Trades (September 2008 Edition) published by the Association of south African Quantity Surveyors before pricing this bill			
<u>Gutters, downpipes, etc.</u>			
<u>0,6mm Galvanised sheet iron Class Z 275</u>			
1	200 x 200mm Box rain water downpipe encased inside brick wall	m	6
<u>Sanitary Fittings</u>			
2	560 x 405mm White vitreous china wash hand basin complete with and including one chromium plated pillar tap, one tap hole plug, waste, plug and chain and concealed brackets	No	5
3	560 x 405mm White vitreous china wash hand basin complete with and including one chromium plated elbow action pillar tap, one tap hole plug, waste, plug and chain and concealed brackets	No	1
4	610 x 385mm White vitreous china wall urinal with top flush entry complete with and including concealed wall hangers, chromium plated waste outlet and grating, and 4,5 litre white vitreous china cistern complete with valveless syphonic fitting, ball valve, bracket, surface mounted chromium plated push button user control valve with plastic conduit pipe and chromium plated flush pipe with spreader	No	2
Carried to Summary			R
Section 2 SKILLS CENTRE Bill No. 14 Plumbing and Drainage (Provisional)			
1	2	3	
4	5	6	

1	WC suite comprising white vitreous china pan with P trap, 9 litre low-level white vitreous china cistern complete with valveless syphonic fitting, ball valve and matching flush pipe and heavy duty white single flap seat	No	5		
2	WC suite comprising of white vitreous china paraplegic 90 degrees outlet pan with P trap, 9 litre low level matching vitreous china cistern complete with valveless syphonic fitting, ball valve and matching flush pipe and heavy duty white single flap seat.	No	1		
<u>Taps, valves,etc</u>					
<u>Traps, etc. including joints to steel pipes and/or fittings unless otherwise described</u>					
3	32-40mm Butyl rubber deep seal P or S trap	No	7		
4	40-40mm Chromium plated bottle trap	No	3		
<u>Valves, etc. including joints to steel pipes and/or fittings unless otherwise described</u>					
5	15mm Copper service pipe 350mm girth	No	7		
6	15mm Chromium plated full way ballcock shut-off control valve with screw type control	No	7		
7	15mm Sink mixer with waste union	No	7		
<u>Sanitary Plumbing</u>					
<u>uPVC pipes and fittings</u>					
8	50mm Pipe laid in/under floors or fixed to walls, roof timbers, etc.	m	38		
9	100mm Pipe laid in/under floors or fixed to walls, roof timbers, etc.	m	52		
<u>Extra over uPVC pipes for fittings</u>					
10	100 x 50mm Reducer	No	2		
Carried to Summary				R	
Section 2 SKILLS CENTRE Bill No. 14 Plumbing and Drainage (Provisional)					
1	2	3			
4	5	6			

1	100mm Bend	No	8
2	100mm Junction	No	4
3	100mm Pan connector	No	5
4	100mm VP stub stack fitting with ABC cleaning eye lid and multiple connections for 50mm waste	No	2
5	100mm Access bend	No	2
6	100mm Access bend with anti-syphon horn	No	2
7	100mm Access junction	No	2
8	100mm Access reducing junction	No	2
9	Two way PVC vent valve suitable for 50mm pipe	No	2
<u>Galvanised mild steel screwed and socketed pipes and fittings</u>			
10	50mm Pipe and excavation not exceeding 1m deep	m	30
11	50mm Pipe laid in/under floors or fixed to walls, roof timbers, etc.	m	15
<u>Extra over galvanised mild steel pipes for galvanised mild steel fittings</u>			
12	50mm Bend	No	6
13	50mm Bush	No	4
<u>Extra over galvanised mild steel pipes for brass fittings</u>			
14	50mm Bend	No	4
15	50mm Bend with cleaning eye	No	2
16	50mm Junction with cleaning eye	No	2
17	50mm Reducing junction with cleaning eye	No	1
Carried to Summary			
Section 2			
SKILLS CENTRE			
Bill No. 14			
Plumbing and Drainage (Provisional)			
1	2	3	
4	5	6	

Sundries

- 1 Wire balloon grating in top of pipe not exceeding 100mm diameter

No

2

Water Supply**Class O thin wall hard drawn copper pipes and fittings with capillary soldered type connections**

- 2 15mm Pipe laid in/under floors or fixed to walls, roof timbers, etc.

m

22

- 3 15mm Pipe fixed in and including chase in walls

m

28

Extra over class O copper pipes for soldered capillary fittings

- 4 15mm Fittings

No

40

Electric water heaters**"Kwikot" or similar approved**

- 5 150 Litre horizontal wall mounted electric water heater

No

1

Testing

- 6 Provide all necessary apparatus, water, etc. for and test the whole of the Sanitary Plumbing and Water Supply installation to the satisfaction of the Representative/Agent and the Local Authority, rectify all defective work free of charge and leave in perfect order

Item

Carried to Summary

R

Section 2
SKILLS CENTRE
Bill No. 14
Plumbing and Drainage (Provisional)

1	2	3
4	5	6

Section 2

Bill No. 14

Plumbing and Drainage (Provisional)

SUMMARY

Total Brought Forward from Page No.

**Page
No****Amount**

68

69

70

71

Carried Forward to Summary of Section No. 2

R

Section 2

SKILLS CENTRE

Bill No. 14

Plumbing and Drainage (Provisional)

1	2	3
4	5	6

Prepare, stop and apply three full coats polyurethane clear eggshell varnish, lightly sanded down between coats

1 On general surfaces

m2

44

Prepare and apply one coat hardboard primer, one coat universal undercoat and two full coats high gloss enamel paint

2 On general surfaces

m2

8

Carried to Summary

Section 2
SKILLS CENTRE
Bill No. 16
Paintwork

1	2	3
4	5	6

R

Section 2

Bill No. 16

Paintwork

SUMMARY

Total Brought Forward from Page No.

**Page
No**

74

75

Amount**Carried Forward to Summary of Section No. 2**

R

Section 2
SKILLS CENTRE
Bill No. 16
Paintwork

1	2	3
4	5	6

Item No	Quantity	Rate	Amount
SECTION 2			
<u>BILL No. 17</u>			
<u>CONSERVANCY TANK</u>			
<u>GENERAL PREAMBLES</u>			
Tenderers are advised to study the Model Preambles for Trades (September 2008 Edition) published by the Association of south African Quantity Surveyors before pricing this bill			
<u>CONCRETE</u>			
<u>Concrete test cubes</u>			
1	Prepare set of three 150 x 150 x 150mm concrete strength test cubes, label and send to an approved laboratory for testing, pay all charges and submit report to the Principal agent. Only successful tests will be paid for <u>(Provisional)</u>	No	8
<u>Mass concrete</u>			
<u>Mass concrete with a coarse aggregate of 19mm and a minimum compressive strength of 25MPa at 28 days</u>			
2	Surface bed	m3	8
<u>Reinforced concrete</u>			
<u>Reinforced concrete with a coarse aggregate of 19mm and a minimum compressive strength of 25MPa at 28 days in</u>			
3	Slabs	m3	5
Carried to Summary			R
Section 2 SKILLS CENTRE Bill No. 17 Water storage			
1	2	3	
4	5	6	

Sundries

- 1 Finish raking top surface of concrete slabs, etc. to a smooth and even wood floated surface including additional dry sand/cement mixture added as necessary whilst the concrete is still wet

m2 56

FORMWORK**Formwork to**

- 2 Soffit of slabs
- 3 Edges, risers, ends and reveals not exceeding 300mm high or wide

m2 28

m 42

Smooth formwork to sides and soffits of rectangular beams

- 4 Beams propped up exceeding 1.5m and not exceeding 3.5m high

m2 28

Movement Joints

- 5 Movement joint not exceeding 300mm wide formed of 13mm bitumen impregnated soft board placed vertically in position in concrete floor

m 85

Boxing in rough formwork to form

- 6 100 x 100mm Chamfers along top or bottom edges of ground beams perpendicular to the soffit of surface bed.

m 42

REINFORCEMENT**High tensile steel bar reinforcement to structural concrete work**

- 7 16mm Diameter bars
- 8 12mm Diameter bars

t 0.01

t 0.01

Carried to Summary

R

Section 2
SKILLS CENTRE
Bill No. 17
Water storage

1	2	3
4	5	6

Mesh reinforcement

- | | | | |
|---|---|----|----|
| 1 | Mesh reinforcement with mesh reference number 193 laid in surface beds with 300mm wide side and end laps (measured net) | m2 | 28 |
|---|---|----|----|

MASONRY**Brickwork in burnt clay bricks in (5:1) cement mortar**

- | | | | |
|---|----------------|----|----|
| 2 | One brick wall | m2 | 88 |
|---|----------------|----|----|

Brick reinforcement

- | | | | |
|---|---|---|-----|
| 3 | Brick reinforcement 150mm wide built into brick walls with sufficient laps at end joints, angles and intersections (measured net) | m | 264 |
|---|---|---|-----|

FACE BRICKWORK**Extra over for face brick: External face bricks pointed with flush horizontal and vertical joints. Firelight Travertine face brick.**

- | | | | |
|---|---------------------------------|----|----|
| 4 | 230mm brickwork face brickwork. | m2 | 88 |
|---|---------------------------------|----|----|

STEEL DOORS**Steel louvred doors****Aluminium screen as per specialist detail**

- | | | | |
|---|--|----|---|
| 5 | 1750 x 200mm High steel door opening with steel louvred ventilation openings over at least 60% on the door area as per Architect's specification. Make provision for knight latch and pad flock. | No | 4 |
|---|--|----|---|

WATER STORAGE TANK

Carried to Summary

Section 2
SKILLS CENTRE
Bill No. 17
Water storage

1	2	3
4	5	6

All water tanks are to be strapped down (at each of the 4 stubs on top of the tank) to the supporting concrete base with 2 no. Off 4mm diameter fully galvanizes stay wires (allow for "turnbuckles" to tighten each of the "doubke strap" stay wires).each of the "double strap" stay wires are to be tied to a m12 eye bolt of which is to be drilled and fixed to the 4 corners of the concrete supporting base.the specification for the eye bolt is as follows : galvanised mild steel - m12 eye bolt with 25mm eye inside diameter and with 80mm long shank.

- 1 5500 L polyurethane water tank with overflow and outlet stopcock to architect detail

No

4

Carried to Summary

R

Section 2
SKILLS CENTRE
Bill No. 17
Water storage

1	2	3
4	5	6

Section 2

Bill No. 17

Water storage

SUMMARY

Total Brought Forward from Page No.

**Page
No****Amount**

77

78

79

80

Carried Forward to Summary of Section No. 2

R

Section 2
 SKILLS CENTRE
 Bill No. 17
 Water storage

1	2	3
4	5	6

SUMMARY - SKILLS CENTRE**Bill
No****Page
No****Amount
R c**

1	Foundations (Provisional)
2	Concrete, Formwork and Reinforcement
3	Masonry
4	Waterproofing
5	Roof Coverings, etc
6	Carpentry and Joinery
7	Ceilings, Partitions and Access Flooring
8	Floor Coverings
9	Ironmongery
10	Metalwork
11	Structural steelwork
12	Plastering
13	Tiling
14	Plumbing and Drainage (Provisional)
15	Glazing
16	Paintwork
17	Water storage

25

29

33

36

39

47

48

49

54

60

65

66

67

72

73

76

81

Total Carried to Final Summary

R

**Section 2
SKILLS CENTRE**

1	2	3
4	5	6

Item No	Quantity	Rate	Amount
<u>SECTION 3</u>			
<u>BILL No. 1</u>			
<u>FOUNDATIONS (PROVISIONAL)</u>			
<u>GENERAL PREAMBLES</u>			
Tenderers are advised to study the Model Preambles for Trades (September 2008 Edition) published by the Association of south African Quantity Surveyors before pricing this bill			
NOTE IN RESPECT OF REMEASUREMENT OF FOUNDATIONS			
Foundation brickwork and concrete walls have been measured to top of unfinished floor level			
<hr/>			
<u>EARTHWORKS</u>			
NOTE			
All excavations are measured as being in "earth" and/or filling compacted to 95% modified AASHTO density			
Descriptions of excavations shall be deemed to include for setting aside surplus excavated material in spoil heaps for use as filling, or for depositing within 150m of the perimeter of the excavations and spreading and roughly levelling as directed, as well as for increase in bulk and multiple handling of excavated material caused by the Contractor's method of operation			
Descriptions of carting away of excavated material shall be deemed to include loading excavated material onto trucks directly from the excavations or, alternatively, from stock piles situated on the building site and for bulking			
Carried to Summary			R
Section 3			
SIMULATION ROOM			
Bill No. 1			
Foundations (Provisional)			
1	2	3	
4	5	6	

Working space for formwork to sides of all concrete, except columns, shall be measured only where the concrete face is less than 750mm from the face of the measured excavations

Working space for formwork to sides of columns shall be measured for the width of the column face only where both:

the top of the column base is more than 1,5m below the commencing level of the excavations and

the column face is less than 500mm from the face of the measured excavations

No claim shall be considered for any working space for formwork to concrete other than as above described or for working space beyond the sides of trench excavations for the building of brick or block walls

Descriptions of excavations for working space shall be deemed to include for any additional risk of collapse so incurred and for the returning and compacting of the excavated material as described

Excavations

Excavate in earth not exceeding 2m deep below natural, elevated or reduced ground level for

1	Trenches	m3	17
2	Holes	m3	2
<u>(End of excavations in earth)</u>			
3	Extra over all excavations for carting away surplus material from excavations and/or from stockpiles on site to a dumping site to be located by the Contractor	m3	19
4	Risk of collapse of sides of reduced level excavations from natural, elevated or reduced ground level to not exceeding 1,5m deep	m2	72

Carried to Summary

Section 3
SIMULATION ROOM
Bill No. 1
Foundations (Provisional)

1	2	3
4	5	6

R

1	Allow for keeping excavations free of all water other than subterranean water		Item		
	<u>Filling, etc.</u>				
2	150mm Thick Rip & Re-compact insitu material to 98% MOD.AASHTO at OMC	m3	28		
3	150mm Thick G5 Layer compacted to 98% MOD.AASHTO at OMC	m3	56		
	<u>Tests</u>				
4	Tests to determine the degree of compaction, etc. of ground or filling	No	4		
	<u>Protection against termites</u>				
5	Poisoning surface of ground in bottoms of trenches, bases, etc.	m2	104		
6	Poisoning surface of ground or filling under floors, steps, etc. including raking out 75mm deep V-shaped channels against the walls, etc. treating with poison solution, backfilling and ramming	m2	113		
	<u>CONCRETE</u>				
	<u>Concrete test cubes</u>				
7	Prepare set of three 150 x 150 x 150mm concrete strength test cubes, label and send to an approved laboratory for testing, pay all charges and submit report to the Principal Agent. Only successful tests will be paid for (<u>Provisional</u>)	No	4		
	<u>Reinforced concrete with a coarse aggregate of 19mm and a minimum compressive strength of 25MPa at 28 days</u>				
8	Bases	m3	2		
9	Ground beams	m3	13		
Carried to Summary				R	
Section 3 SIMULATION ROOM Bill No. 1 Foundations (Provisional)					
1	2	3			
4	5	6			

[illegible]

Mesh reinforcement

- 1 Mesh reinforcement with mesh reference number 193 laid in surface beds with 300mm wide side and end laps (measured net)

m2

113

Carried to Summary

R

Section 3
SIMULATION ROOM
Bill No. 1
Foundations (Provisional)

1	2	3
4	5	6

Section 3

Bill No. 1

Foundations (Provisional)

SUMMARY

Total Brought Forward from Page No.

**Page
No**

Amount

83

84

85

86

87

Carried Forward to Summary of Section No. 3

R

Section 3

SIMULATION ROOM

Bill No. 1

Foundations (Provisional)

1	2	3
4	5	6

Item No		Quantity	Rate	Amount
<u>SECTION 3</u>				
<u>BILL No. 3</u>				
<u>MASONRY</u>				
<u>GENERAL PREAMBLES</u>				
Tenderers are advised to study the Model Preambles for Trades (September 2008 Edition) published by the Association of south African Quantity Surveyors before pricing this bill				
<u>Brickwork in burnt clay bricks in (5:1) cement mortar</u>				
1	Piers	m3	15	
2	Half brick wall in beamfilling	m2	12	
3	One brick wall	m2	188	
<u>Brick reinforcement</u>				
4	Brick reinforcement 150mm wide built into brick walls with sufficient laps at end joints, angles and intersections (measured net)	m	819	
<u>Joint forming material in movement joints</u>				
5	38 x 1,6mm Galvanised hoop iron roof tie with one end built six courses deep into top of brickwork and other end wrapped around and nailed to trusses	No	130	
<u>Nutec Cement/Fibre-cement window cills</u>				
6	Internal window sill 100mm wide	m	4	
<u>Prestressed concrete lintels</u>				
7	110 x 75mm Lintels in lengths not exceeding 3m	m	8	
Carried to Summary				
				R
Section 3 SIMULATION ROOM Bill No. 3 Masonry				
1	2	3		
4	5	6		

1	110 x 75mm Lintels in lengths exceeding 3m not exceeding 4.5m	m	28		
	<u>FACE BRICKWORK</u>				
	<u>Extra over for face brick: External face bricks pointed with flush horizontal and vertical joints. Firelight Travertine face brick.</u>				
2	230mm brickwork face brickwork.	m2	48		
	<u>WINDOW CILLS</u>				
	<u>Facebrick on edge window sills</u>				
3	Window sill, facebrick on edge	m	4		
	<u>PAVING</u>				
	<u>Paving of clay-brick pavers laid with butt joints to stretcher bond pattern on and including 25mm thick river-sand bed with sand & cement mixture swept into joints and hosed down, including weed killer and preparation of ground</u>				
4	Paving to entrance walkway areas, aprons, etc to falls	m2	66		
5	220mm Wide brick-on-flat header course edging on 75mm thick mortar bed	m	44		
6	Fair raking cutting	m	44		

Carried to Summary

R

Section 3
SIMULATION ROOM
Bill No. 3
Masonry

1	2	3
4	5	6

Section 3

Bill No. 3

Masonry

SUMMARY

Total Brought Forward from Page No.

**Page
No****Amount**

90

91

Carried Forward to Summary of Section No. 3

R

Section 3

SIMULATION ROOM

Bill No. 3

Masonry

1	2	3
4	5	6

1	0.58mm Sheet iron side wall flashing 370mm girth	m	49		
<u>ROOF AND WALL INSULATION</u>					
<u>50mm Thick Approved FBL foll backed aluminium blanket</u>					
2	Insulation blanket laid taut over purlins (at approximately 1000mm centres) and fixed concurrent with roof covering with stapled longitudinal flap joints, including fixing at top and bottom edges to purlins with and including hoop iron straps	m2	142		

Carried to Summary

Section 3
SIMULATION ROOM
Bill No. 5
Roof Coverings, etc

1	2	3
4	5	6

R

Section 3

Bill No. 5

Roof Coverings, etc

SUMMARY

Total Brought Forward from Page No.

**Page
No**

94

95

Amount**Carried Forward to Summary of Section No. 3**

R

Section 3

SIMULATION ROOM

Bill No. 5

Roof Coverings, etc

1	2	3
4	5	6

[illegible]

DESCRIPTIONS

The term "planted on" shall mean the nailing of one timber member to another

The term "screwed on" shall mean the countersunk screwing of one timber member to another

The term "screwed on and pelleted" shall mean the screwing of one timber member to another with the heads of screws sunk and pelleted

The term "plugged" shall mean the countersunk screwing of a timber member to and including plastic plugs in brickwork or concrete

The term "plugged and pelleted" shall mean the screwing of a timber member to and including plastic plugs in brickwork or concrete with heads of screws sunk and pelleted

Shelving, etc. described as screwed to steel must be fixed from underside and prices are to include for countersunk drilling through the steel for screw fixing

Descriptions of floors, ceilings, joinery, etc. shall be deemed to include for all square cutting

Descriptions of items given in lineal metre shall be deemed to include for mitres, stopped ends, fitted intersections, etc.

Descriptions of rounded angles, rebates, grooves, chamfers, moulded edges, etc. shall be deemed to include for angles, ends, etc.

Prefabricated metal connector plate timber roof trusses**Roofs, etc****Carried to Summary**

Section 3
SIMULATION ROOM
Bill No. 6
Carpentry and Joinery

1	2	3
4	5	6

R

Allow for the preparation and submission of the following documents (applicable to ALL roofs), inclusive of Detailed shop drawings indicating truss sizes, truss positions, bracings, etc to be submitted for approval prior to commencement of fabrication, Design certificate indicating the licensed programme used, SANS specifications adhered to, general procedures and loading adopted, sizes and grading of timber components, details, etc.

NOTE:

a. All the roof trusses to be at average 1177mm centres and constructed for a 15 degrees pitch unless otherwise stated

b. All the roof trusses to be designed and constructed with softwood structural timber to include for live loads, wind loads and to take corrugated roof covering, purlins and fibre cement or gypsum plasterboard ceilings with brandering. Each roof truss shall have all its members accurately cut and close butted together and rigidly fixed by CSIR approved patented galvanized metal spiked connectors, fixed on both sides of each intersection by an approved method, all in accordance with the manufacturer's instructions.

c. Unless otherwise described all rafter feet are to extend 770mm beyond the length of the tie beam, with ends twice splay cut

d. The design, manufacture and transportation of the roof trusses, bracing, etc. shall be under the control of a registered Engineer in accordance with SANS 0243 and it shall be required from the manufacturer of the trusses to lodge a written guarantee that his construction has been designed by a qualified Structural Engineer and that he is in possession of a capability certificate issued by the Institute for Timber Construction and approved by the Principal Agent

e. The tenderer's attention is drawn to the fact that the Architect's roof truss drawings only represent the overall size and bearing points of the trusses and not the required design.

Carried to Summary

Section 3
SIMULATION ROOM
Bill No. 6
Carpentry and Joinery

1	2	3
4	5	6

R

f. Erection must be carried out as described in "The Erection and Bracing of Timber Roof Trusses" published by the Truss Plate Association of South Africa Ltd. and the National Timber Research Institute, CSIR.

g. Descriptions of roof trusses shall be deemed to include for design, manufacture, supply, hoisting and fixing in position, trimming ends, notching, etc. and for any temporary bracing.

1	Mono pitch roof truss size 9.484m long x 2.4m high	No	5.00		
<u>Sundry roof timbers</u>					
<u>Sawn Softwood (Grade 5)</u>					
2	38 x 114mm Wall plate	m	44		
3	50 x 76mm Purlin including additional timber supports at spliced joints	m	32		
<u>Roof sundries</u>					
4	Galvanised mild steel hurricane type fixing clips nailed between rafter and purlin connection <u>(Provisional)</u>	No	50		
<u>Wood preservative</u>					
5	Two coats wood preservative applied hot on wrought exposed roof timbers	m2	228		
<u>Fascias and bargeboards</u>					
<u>Tempered fibre-cement</u>					
6	15 x 225mm Fascia board countersunk screwed to roof timbers (elsewhere) with two brass screws at maximum 1200mm centres and jointed with and including standard aluminium halfround cover strips at all joints	m	30		

Carried to Summary

R

Section 3
SIMULATION ROOM
Bill No. 6
Carpentry and Joinery

1	2	3
4	5	6

- 1 15 x 225mm Barge board countersunk screwed to roof timbers (elsewhere) with two brass screws at maximum 1200mm centres and nailed with steel nails into mortar joints at maximum 750mm centres and jointed with and including standard aluminium halfround cover strips at all joints

m

19

FITTINGS**General**

The following cupboard fittings have been measured as complete units i.e. the components of the units have not been separately measured. The descriptions, therefore, of such units shall be deemed to include all components, assembling, housing, notching, glueing, blocking, planting on and screwing with countersunk screws, edge strips, decorative plastic finish, glass, ironmongery, metalwork, paint or varnish finishes, etc (refer Architect's drawings as attached to the back of these Bills of Quantities)

Fittings to Administration Building

Cupboard: Length 8383mm, 900mm high with Rusternburg Granite worktop with bullnose edge, Windsor Cherry Melamine door fronts with 16mm x 2mm PVC edging strips, 8 Number 128Euro H-011 Aluminium cupboard door pull fitted horizontally with steel self tapper screw and 2 No. Sink 1140mm long stainless steel grade 304 (18/8) on baked enamel steel cupboard with 1 shelf and 3 swing doors as per Architect's drawing

- 2 Kitchen cupboard **Length 8383mm, 900mm high** (Provisional)

No

1

Carried to Summary

R

Section 3
SIMULATION ROOM
Bill No. 6
Carpentry and Joinery

1	2	3
4	5	6

Store room shelving with back uprights screwed to wall with three masonry wall plugs, 24mm wrought laminated SA pine shelves in running lengths, fixed with two selftaping screws per rail. Provide butt joints at center of rail where necessary. 18mm x 76mm SA pine filler piece flush with front of shelf. 18mm x 76mm SA pine filler piece flush with top of shelf, Finish as for shelf. Cut to fit between uprights. Finish as for shelf. Cut to fit between rails as per drawing No: DT 54

- 1 Store room shelving, 1400mm length and 2000mm height (Provisional)

No

4

Carried to Summary

Section 3
SIMULATION ROOM
Bill No. 6
Carpentry and Joinery

1	2	3
4	5	6

R

Section 3

Bill No. 6

Carpentry and Joinery

SUMMARY

Total Brought Forward from Page No.

**Page
No****Amount**

97

98

99

100

101

102

Carried Forward to Summary of Section No. 3

R

Section 3

SIMULATION ROOM

Bill No. 6

Carpentry and Joinery

1	2	3
4	5	6

Item No	Quantity	Rate	Amount
<u>SECTION 3</u>			
<u>BILL No. 7</u>			
<u>IRONMONGERY</u>			
<u>GENERAL PREAMBLES</u>			
Tenderers are advised to study the Model Preambles for Trades (September 2008 Edition) published by the Association of south African Quantity Surveyors before pricing this bill			
Where ironmongery is described as plugged, prices are to include for screwing to and including approved patent plugs in concrete or brickwork with plaster or tiled finish			
<hr/>			
<u>Kitchen Cupboard Units</u>			
NOTE			
The kitchen cupboard units shall be of steel construction with baked enamel finish of approved colour with 18mm interior particle board worktops finished on one side and on edges with 1,2mm standard grade high pressure plastic laminate of approved pattern and colour			
Adjacent worktops of different units shall be neatly butt-jointed and finished off with matching cover strips and prices are to include for same			
All doors are to be supplied with standard locks and duplicate keys and prices of units are to include for lockable doors where applicable			
Prices for sink units are to include for stainless steel sinks with draining boards with single or double sinks, each complete with chromium plated flanged waste fitting, plug and chain			
Prices for all units are to include for fixing in position to plastered walls and on floors with screed, protecting against injury and cleaning down on completion			
Carried to Summary			R
Section 3 SIMULATION ROOM Bill No. 7 Ironmongery			
1	2	3	
4	5	6	

Floor and sink units

- 1 Sink unit 1350mm long with single bowl sink and drainer, one shelf and three doors

No

1

Carried to Summary

R

Section 3
SIMULATION ROOM
Bill No. 7
Ironmongery

1	2	3
4	5	6

Section 3

Bill No. 7

Ironmongery

SUMMARY

Total Brought Forward from Page No.

**Page
No**

104

105

Amount**Carried Forward to Summary of Section No. 3**

R

Section 3

SIMULATION ROOM

Bill No. 7

Ironmongery

1	2	3
4	5	6

Item No		Quantity	Rate	Amount
	<u>SECTION 3</u>			
	<u>BILL No. 11</u>			
	<u>PLUMBING AND DRAINAGE (PROVISIONAL)</u>			
	<u>GENERAL PREAMBLES</u>			
	Tenderers are advised to study the Model Preambles for Trades (September 2008 Edition) published by the Association of south African Quantity Surveyors before pricing this bill			
	<u>Taps, valves,etc</u>			
	<u>Traps, etc. including joints to steel pipes and/or fittings unless otherwise described</u>			
1	32-40mm Butyl rubber deep seal P or S trap	No	1	
2	40-40mm Chromium plated bottle trap	No	1	
	<u>Valves, etc. including joints to steel pipes and/or fittings unless otherwise described</u>			
3	15mm Copper service pipe 350mm girth	No	1	
4	15mm Chromium plated full way ballcock shut-off control valve with screw type control	No	1	
5	15mm Sink mixer with waste union	No	1	
	<u>Sanitary Plumbing</u>			
	<u>uPVC pipes and fittings</u>			
6	50mm Pipe laid in/under floors or fixed to walls, roof timbers, etc.	m	10	
7	100mm Pipe laid in/under floors or fixed to walls, roof timbers, etc.	m	12	
	Carried to Summary			
				R
	Section 3			
	SIMULATION ROOM			
	Bill No. 11			
	Plumbing and Drainage (Provisional)			
1	2	3		
4	5	6		

Extra over uPVC pipes for fittings

1	100 x 50mm Reducer	No	2
2	100mm Bend	No	2
3	100mm Junction	No	2

Water Supply**Class O thin wall hard drawn copper pipes and fittings with capillary soldered type connections**

4	15mm Pipe laid in/under floors or fixed to walls, roof timbers, etc.	m	5
5	15mm Pipe fixed in and including chase in walls	m	4

Extra over class O copper pipes for soldered capillary fittings

6	15mm Fittings	No	8
---	---------------	----	---

Electric water heaters**"Kwikot" or similar approved**

7	150 Litre horizontal wall mounted electric water heater	No	1
---	---	----	---

Testing

8	Provide all necessary apparatus, water, etc. for and test the whole of the Sanitary Plumbing and Water Supply installation to the satisfaction of the Representative/Agent and the Local Authority, rectify all defective work free of charge and leave in perfect order	Item	
---	--	------	--

Carried to Summary**R**

Section 3
SIMULATION ROOM
Bill No. 11
Plumbing and Drainage (Provisional)

1	2	3
4	5	6

Section 3

Bill No. 11

Plumbing and Drainage (Provisional)

SUMMARY

Total Brought Forward from Page No.

**Page
No**

110

111

Amount

Carried Forward to Summary of Section No. 3

R

Section 3

SIMULATION ROOM

Bill No. 11

Plumbing and Drainage (Provisional)

1	2	3
4	5	6

Item No		Quantity	Rate	Amount
	<u>SECTION 3</u>			
	<u>BILL No. 12</u>			
	<u>PAINTWORK</u>			
	<u>GENERAL PREAMBLES</u>			
	Tenderers are advised to study the Model Preambles for Trades (September 2008 Edition) published by the Association of south African Quantity Surveyors before pricing this bill			
	<u>Paint on plaster, etc.</u>			
	<u>Two coats Plascon professional superior low sheen (PEM 1000) or Dulux weather guard ultra smooth adhesion promoted (D62) acrylic paint.</u>			
1	On internal plastered walls	m2	388	
2	On external plastered walls	m2	66	
	<u>Paint on metal</u>			
	<u>Prepare and apply one coat zinc phosphate alkyd resin primer, one coat universal undercoat and two full coats high gloss enamel paint</u>			
3	On grille gates and screens (both sides measured on flat)	m2	15	
Carried Forward to Summary of Section No. 3				R
Section 3 SIMULATION ROOM Bill No. 12 Paintwork				
1	2	3		
4	5	6		

Sundries

- 1 Finish raking top surface of concrete slabs, etc. to a smooth and even wood floated surface including additional dry sand/cement mixture added as necessary whilst the concrete is still wet

m2 14

FORMWORK**Formwork to**

- 2 Soffit of slabs
- 3 Edges, risers, ends and reveals not exceeding 300mm high or wide

m2 7

m 11

Smooth formwork to sides and soffits of rectangular beams

- 4 Beams propped up exceeding 1.5m and not exceeding 3.5m high

m2 7

Movement Joints

- 5 Movement joint not exceeding 300mm wide formed of 13mm bitumen impregnated soft board placed vertically in position in concrete floor

m 21

Boxing in rough formwork to form

- 6 100 x 100mm Chamfers along top or bottom edges of ground beams perpendicular to the soffit of surface bed.

m 11

REINFORCEMENT**High tensile steel bar reinforcement to structural concrete work**

- 7 16mm Diameter bars
- 8 12mm Diameter bars

t 0.01

t 0.01

Carried to Summary

R

Section 3
SIMULATION ROOM
Bill No. 13
Water storage

1	2	3
4	5	6

Mesh reinforcement

- 1 Mesh reinforcement with mesh reference number 193 laid in surface beds with 300mm wide side and end laps (measured net)

m2

7

MASONRY**Brickwork in burnt clay bricks in (5:1) cement mortar**

- 2 One brick wall

m2

22

Brick reinforcement

- 3 Brick reinforcement 150mm wide built into brick walls with sufficient laps at end joints, angles and intersections (measured net)

m

66

FACE BRICKWORK**Extra over for face brick: External face bricks pointed with flush horizontal and vertical joints. Firelight Travertine face brick.**

- 4 230mm brickwork face brickwork.

m2

22

STEEL DOORS**Steel louvred doors****Aluminium screen as per specialist detail**

- 5 1750 x 200mm High steel door opening with steel louvred ventilation openings over at least 60% on the door area as per Architect's specification. Make provision for knight latch and pad flock.

No

1

WATER STORAGE TANK

Carried to Summary

R

Section 3
SIMULATION ROOM
Bill No. 13
Water storage

1	2	3
4	5	6

All water tanks are to be strapped down (at each of the 4 stubs on top of the tank) to the supporting concrete base with 2 no. Off 4mm diameter fully galvanizes stay wires (allow for "turnbuckles" to tighten each of the "doubke strap" stay wires).each of the "double strap" stay wires are to be tied to a m12 eye bolt of which is to be drilled and fixed to the 4 corners of the concrete supporting base.the specification for the eye bolt is as follows : galvanised mild steel - m12 eye bolt with 25mm eye inside diameter and with 80mm long shank.

- 1 5500 L polyurethane water tank with overflow and outlet stopcock to architect detail

No

1

Carried to Summary

Section 3
SIMULATION ROOM
Bill No. 13
Water storage

1	2	3
4	5	6

R

Section 3

Bill No. 13

Water storage

SUMMARY

Total Brought Forward from Page No.

**Page
No****Amount**

114

115

116

117

Carried Forward to Summary of Section No. 3

R

Section 3

SIMULATION ROOM

Bill No. 13

Water storage

1	2	3
4	5	6

SUMMARY - SIMULATION ROOM

**Bill
No**

**Page
No**

**Amount
R c**

1	Foundations (Provisional)
2	Concrete, Formwork and Reinforcement
3	Masonry
4	Waterproofing
5	Roof Coverings, etc
6	Carpentry and Joinery
7	Ironmongery
8	Metalwork
9	Plastering
10	Tiling
11	Plumbing and Drainage (Provisional)
12	Paintwork
13	Water storage

88

89

92

93

96

103

106

107

108

109

112

113

118

Total Carried to Final Summary

R

**Section 3
SIMULATION ROOM**

1	2	3
4	5	6

Item No	Quantity	Rate	Amount
<u>SECTION 4</u>			
<u>BILL No. 1</u>			
<u>FOUNDATIONS (PROVISIONAL)</u>			
<u>GENERAL PREAMBLES</u>			
Tenderers are advised to study the Model Preambles for Trades (September 2008 Edition) published by the Association of south African Quantity Surveyors before pricing this bill			
NOTE IN RESPECT OF REMEASUREMENT OF FOUNDATIONS			
Foundation brickwork and concrete walls have been measured to top of unfinished floor level			
<hr/>			
<u>EARTHWORKS</u>			
NOTE			
All excavations are measured as being in "earth" and/or filling compacted to 95% modified AASHTO density			
Descriptions of excavations shall be deemed to include for setting aside surplus excavated material in spoil heaps for use as filling, or for depositing within 150m of the perimeter of the excavations and spreading and roughly levelling as directed, as well as for increase in bulk and multiple handling of excavated material caused by the Contractor's method of operation			
Descriptions of carting away of excavated material shall be deemed to include loading excavated material onto trucks directly from the excavations or, alternatively, from stock piles situated on the building site and for bulking			
Carried to Summary			R
Section 4 GATE HOUSE Bill No. 1 Foundations (Provisional)			
1	2	3	
4	5	6	

Working space for formwork to sides of all concrete, except columns, shall be measured only where the concrete face is less than 750mm from the face of the measured excavations

Working space for formwork to sides of columns shall be measured for the width of the column face only where both:

the top of the column base is more than 1,5m below the commencing level of the excavations and

the column face is less than 500mm from the face of the measured excavations

No claim shall be considered for any working space for formwork to concrete other than as above described or for working space beyond the sides of trench excavations for the building of brick or block walls

Descriptions of excavations for working space shall be deemed to include for any additional risk of collapse so incurred and for the returning and compacting of the excavated material as described

Excavations

Excavate in earth not exceeding 2m deep below natural, elevated or reduced ground level for

1	Trenches	m3	8
2	Holes	m3	2
<u>(End of excavations in earth)</u>			
3	Extra over all excavations for carting away surplus material from excavations and/or from stockpiles on site to a dumping site to be located by the Contractor	m3	10
4	Risk of collapse of sides of reduced level excavations from natural, elevated or reduced ground level to not exceeding 1,5m deep	m2	32

Carried to Summary

**Section 4
GATE HOUSE
Bill No. 1
Foundations (Provisional)**

1	2	3
4	5	6

R

1	Allow for keeping excavations free of all water other than subterranean water		Item		
	<u>Filling, etc.</u>				
2	150mm Thick Rip & Re-compact insitu material to 98% MOD.AASHTO at OMC	m3	12		
3	150mm Thick G5 Layer compacted to 98% MOD.AASHTO at OMC	m3	12		
	<u>Tests</u>				
4	Tests to determine the degree of compaction, etc. of ground or filling	No	4		
	<u>Protection against termites</u>				
5	Poisoning surface of ground in bottoms of trenches, bases, etc.	m2	49		
6	Poisoning surface of ground or filling under floors, steps, etc. including raking out 75mm deep V-shaped channels against the walls, etc. treating with poison solution, backfilling and ramming	m2	78		
	<u>CONCRETE</u>				
	<u>Concrete test cubes</u>				
7	Prepare set of three 150 x 150 x 150mm concrete strength test cubes, label and send to an approved laboratory for testing, pay all charges and submit report to the Principal Agent. Only successful tests will be paid for (<u>Provisional</u>)	No	4		
	<u>Reinforced concrete with a coarse aggregate of 19mm and a minimum compressive strength of 25MPa at 28 days</u>				
8	Bases	m3	2		
9	Ground beams	m3	8		
Carried to Summary				R	
Section 4					
GATE HOUSE					
Bill No. 1					
Foundations (Provisional)					
1	2	3			
4	5	6			

[illegible]

Mesh reinforcement

- 1 Mesh reinforcement with mesh reference number 193 laid in surface beds with 300mm wide side and end laps (measured net)

m2

78

Carried to Summary

R

Section 4
GATE HOUSE
Bill No. 1
Foundations (Provisional)

1	2	3
4	5	6

Section 4

Bill No. 1

Foundations (Provisional)

SUMMARY

Total Brought Forward from Page No.

**Page
No****Amount**

120

121

122

123

124

Carried Forward to Summary of Section No. 4

R

Section 4

GATE HOUSE

Bill No. 1

Foundations (Provisional)

1	2	3
4	5	6

Boxing in rough formwork to form

- 1 100 x 100mm Chamfers along top or bottom edges of ground beams perpendicular to the soffit of surface bed.

m

51

REINFORCEMENT**High tensile steel bar reinforcement to structural concrete work**

- 2 16mm Diameter bars

t

0.20

- 3 12mm Diameter bars

t

0.20

Carried to Summary

R

Section 4
GATE HOUSE
Bill No. 2
Concrete, Formwork and Reinforcement

1	2	3
4	5	6

Section 4

Bill No. 2

Concrete, Formwork and Reinforcement

SUMMARY

Total Brought Forward from Page No.

**Page
No**

126

127

Amount**Carried Forward to Summary of Section No. 4**

R

Section 4

GATE HOUSE

Bill No. 2

Concrete, Formwork and Reinforcement

1	2	3
4	5	6

Item No		Quantity	Rate	Amount
	<u>SECTION 4</u>			
	<u>BILL No. 3</u>			
	<u>MASONRY</u>			
	<u>GENERAL PREAMBLES</u>			
	Tenderers are advised to study the Model Preambles for Trades (September 2008 Edition) published by the Association of south African Quantity Surveyors before pricing this bill			
	<u>Brickwork in burnt clay bricks in (5:1) cement mortar</u>			
1	Half brick wall	m2	6	
2	Half brick wall in beamfilling	m2	4	
3	One brick wall	m2	42	
	<u>Brick reinforcement</u>			
4	Brick reinforcement 75mm wide built into brick walls with sufficient laps at end joints, angles and intersections (measured net)	m	30	
5	Brick reinforcement 150mm wide built into brick walls with sufficient laps at end joints, angles and intersections (measured net)	m	126	
	<u>Joint forming material in movement joints</u>			
6	38 x 1,6mm Galvanised hoop iron roof tie with one end built six courses deep into top of brickwork and other end wrapped around and nailed to trusses	No	29	
	<u>Nutec Cement/Fibre-cement window cills</u>			
7	Internal window sill 100mm wide	m	8	
8	External window sill 100mm wide set sloping	m	8	
	Carried to Summary			R
	Section 4			
	GATE HOUSE			
	Bill No. 3			
	Masonry			
1	2	3		
4	5	6		

Prestressed concrete lintels

1	110 x 75mm Lintels in lengths not exceeding 3m	m	12		
---	--	---	----	--	--

FACE BRICKWORK

Extra over for face brick: External face bricks pointed with flush horizontal and vertical joints. Firelight Travertine face brick.

2	230mm brickwork face brickwork.	m2	42		
---	---------------------------------	----	----	--	--

WINDOW CILLS**Facebrick on edge window sills**

3	Window sill, facebrick on edge	m	8		
---	--------------------------------	---	---	--	--

Galvanised hoop iron cramps, ties, etc

4	50 x 1.5mm Wall tie 605mm long, five times bent along length, with one end shot-pinned to concrete and the other end built into brickwork	No	29		
---	---	----	----	--	--

Carried to Summary

R

Section 4
GATE HOUSE
Bill No. 3
Masonry

1	2	3
4	5	6

Section 4

Bill No. 3

Masonry

SUMMARY

Total Brought Forward from Page No.

**Page
No**

129

130

Amount**Carried Forward to Summary of Section No. 4**

R

Section 4
GATE HOUSE
Bill No. 3
Masonry

1	2	3
4	5	6

Item No		Quantity	Rate	Amount
<u>SECTION 4</u>				
<u>BILL No. 4</u>				
<u>WATERPROOFING</u>				
<u>GENERAL PREAMBLES</u>				
Tenderers are advised to study the Model Preambles for Trades (September 2008 Edition) published by the Association of south African Quantity Surveyors before pricing this bill				
<u>DAMP-PROOFING TO WALLS</u>				
1	375 Micron embossed black polyethylene damp-proof course to walls, cills, etc. (measured net)	m2	55	
<u>DAMP-PROOFING UNDER FLOORS, ETC.</u>				
<u>Colour coded polyethylene sheeting complying with SANS 952, Type C in widest practicable widths with all joints lapped and sealed in accordance with the manufacturer's instructions</u>				
2	250 Micron green medium density damp-proof membrane laid loose on top of sand bed (elsewhere) under solid floors with pressure sensitive tape jointing	m2	24	
3	250 Micron green medium density damp-proof membrane laid loose on top of sand bed (elsewhere) to under sides and both sides of ground beams	m2	10	
Carried Forward to Summary of Section No. 4				R
Section 4 GATE HOUSE Bill No. 4 Waterproofing				
1	2	3		
4	5	6		

Item No		Quantity	Rate	Amount
	<p><u>SECTION 4</u></p> <p><u>BILL No. 5</u></p> <p><u>ROOF COVERINGS, ETC.</u></p> <p><u>GENERAL PREAMBLES</u></p> <p>Tenderers are advised to study the Model Preambles for Trades (September 2008 Edition) published by the Association of south African Quantity Surveyors before pricing this bill</p> <p><u>PROFILED METAL SHEETING AND ACCESSORIES</u></p> <p>0.58mm Thick concealed fixing roofing sheets manufactured from roll-formed from certified steel complying with ISQ 550 (3T). The profile shall have three trapezoidal ribs at 203mm centers giving a net cover of 406mm. The rib height shall be 41mm and provide capillary breaks. The male rib shall have spurs at 283mm centers to ensure a positive double interlocking action at side-laps. Each pan shall incorporate two stiffener ribs. Profiled roof sheets to be coated on both sides with "Global Coat" or "Chromadek Colour" and laid on structural timber/steel structure incorporating all necessary accessories such as flashings and eave closers in strict compliance to manufacturer's instructions</p> <p>Note</p> <p>The Contractor is to submit a certificate signed by the merchant, stating that the galvanised roof covering supplied complies with the required thickness specified</p> <p>_____</p> <p><u>Chromadek roof sheeting 50mm x 50mm purlins on appro. Underlay on prefabricated trusses to specialist details at max 1200mm centre to centre to Engineers details at 5° roof pitch</u></p>			
1	0,58mm Roof sheeting with pitch not exceeding 25° fixed to timber purlins (elsewhere)	m2	52	

1	0.58mm Sheet iron side wall flashing 370mm girth	m	29		
<u>ROOF AND WALL INSULATION</u>					
<u>50mm Thick Approved FBL foll backed aluminium blanket</u>					
2	Insulation blanket laid taut over purlins (at approximately 1000mm centres) and fixed concurrent with roof covering with stapled longitudinal flap joints, including fixing at top and bottom edges to purlins with and including hoop iron straps	m2	52		

Carried to Summary

Section 4
GATE HOUSE
Bill No. 5
Roof Coverings, etc

1	2	3
4	5	6

R

Section 4

Bill No. 5

Roof Coverings, etc

SUMMARY

Total Brought Forward from Page No.

**Page
No**

133

134

Amount**Carried Forward to Summary of Section No. 4**

R

Section 4

GATE HOUSE

Bill No. 5

Roof Coverings, etc

1	2	3
4	5	6

Item No	Quantity	Rate	Amount
<u>SECTION 4</u>			
<u>BILL No. 6</u>			
<u>CARPENTRY AND JOINERY</u>			
<u>GENERAL PREAMBLES</u>			
Tenderers are advised to study the Model Preambles for Trades (September 2008 Edition) published by the Association of south African Quantity Surveyors before pricing this bill			
<u>TIMBER</u>			
All softwood to be South African Pine			
Carried to Summary			R
Section 4 GATE HOUSE Bill No. 6 Carpentry and Joinery			
1	2	3	
4	5	6	

DESCRIPTIONS

The term "planted on" shall mean the nailing of one timber member to another

The term "screwed on" shall mean the countersunk screwing of one timber member to another

The term "screwed on and pelleted" shall mean the screwing of one timber member to another with the heads of screws sunk and pelleted

The term "plugged" shall mean the countersunk screwing of a timber member to and including plastic plugs in brickwork or concrete

The term "plugged and pelleted" shall mean the screwing of a timber member to and including plastic plugs in brickwork or concrete with heads of screws sunk and pelleted

Shelving, etc. described as screwed to steel must be fixed from underside and prices are to include for countersunk drilling through the steel for screw fixing

Descriptions of floors, ceilings, joinery, etc. shall be deemed to include for all square cutting

Descriptions of items given in lineal metre shall be deemed to include for mitres, stopped ends, fitted intersections, etc.

Descriptions of rounded angles, rebates, grooves, chamfers, moulded edges, etc. shall be deemed to include for angles, ends, etc.

Prefabricated metal connector plate timber roof trusses**Roofs, etc****Carried to Summary**

Section 4
GATE HOUSE
Bill No. 6
Carpentry and Joinery

1	2	3
4	5	6

R

Allow for the preparation and submission of the following documents (applicable to ALL roofs), inclusive of Detailed shop drawings indicating truss sizes, truss positions, bracings, etc to be submitted for approval prior to commencement of fabrication, Design certificate indicating the licensed programme used, SANS specifications adhered to, general procedures and loading adopted, sizes and grading of timber components, details, etc.

NOTE:

a. All the roof trusses to be at average 1177mm centres and constructed for a 15 degrees pitch unless otherwise stated

b. All the roof trusses to be designed and constructed with softwood structural timber to include for live loads, wind loads and to take corrugated roof covering, purlins and fibre cement or gypsum plasterboard ceilings with brandering. Each roof truss shall have all its members accurately cut and close butted together and rigidly fixed by CSIR approved patented galvanized metal spiked connectors, fixed on both sides of each intersection by an approved method, all in accordance with the manufacturer's instructions.

c. Unless otherwise described all rafter feet are to extend 770mm beyond the length of the tie beam, with ends twice splay cut

d. The design, manufacture and transportation of the roof trusses, bracing, etc. shall be under the control of a registered Engineer in accordance with SANS 0243 and it shall be required from the manufacturer of the trusses to lodge a written guarantee that his construction has been designed by a qualified Structural Engineer and that he is in possession of a capability certificate issued by the Institute for Timber Construction and approved by the Principal Agent

e. The tenderer's attention is drawn to the fact that the Architect's roof truss drawings only represent the overall size and bearing points of the trusses and not the required design.

Carried to Summary

Section 4
GATE HOUSE
Bill No. 6
Carpentry and Joinery

1	2	3
4	5	6

R

f. Erection must be carried out as described in "The Erection and Bracing of Timber Roof Trusses" published by the Truss Plate Association of South Africa Ltd. and the National Timber Research Institute, CSIR.

g. Descriptions of roof trusses shall be deemed to include for design, manufacture, supply, hoisting and fixing in position, trimming ends, notching, etc. and for any temporary bracing.

1	Mono pitch roof truss size 8.902m long x 2.4m high	No	3.00		
<u>Sundry roof timbers</u>					
<u>Sawn Softwood (Grade 5)</u>					
2	38 x 114mm Wall plate	m	16		
3	50 x 76mm Purlin including additional timber supports at spliced joints	m	160		
<u>Roof sundries</u>					
4	Galvanised mild steel hurricane type fixing clips nailed between rafter and purlin connection <u>(Provisional)</u>	No	60		
<u>Wood preservative</u>					
5	Two coats wood preservative applied hot on wrought exposed roof timbers	m2	128		

Doors

NOTE

All framed and ledged batten doors and combination doors, where battens are utilised, shall only be of construction acceptable to the Department, i.e. mortice and tenon where the tenon is exposed on the outside edges of styles and where the tenon is wedged to form a dovetailed shape

Carried to Summary

**Section 4
GATE HOUSE
Bill No. 6
Carpentry and Joinery**

1	2	3
4	5	6

R

40mm Thick flush panel maple veneered door with lightweight core filling

- 1 40mm x 0,820 x 2,032m Framed, ledged and braced batten door formed of 40 x 110mm styles and top rail, 20 x 225mm bottom ledge, 20 x 150mm middle ledge and 20 x 110mm diagonal braces, filled in flush one side with 20 x 75mm tongued, grooved and V-jointed both sides vertical boarding fixed in and including grooves in styles and top rail

No

1

Solid laminated flush panel doors with hardboard face suitable for paint both sides and two wrought Meranti concealed vertical edge strips

- 2 40mm x 0,813 x 1,882m Door

No

1

Carried to Summary

R

Section 4
GATE HOUSE
Bill No. 6
Carpentry and Joinery

1	2	3
4	5	6

Section 4

Bill No. 6

Carpentry and Joinery

SUMMARY

Total Brought Forward from Page No.

**Page
No****Amount**

136

137

138

139

140

Carried Forward to Summary of Section No. 4

R

Section 4

GATE HOUSE

Bill No. 6

Carpentry and Joinery

1	2	3
4	5	6

- 1 19mm Stainless steel chromium plated towel rail, 600mm long, with end brackets plugged to plastered or tiled wall

No

1

Carried to Summary

R

Section 4
GATE HOUSE
Bill No. 8
Ironmongery

1	2	3
4	5	6

Section 4

Bill No. 8

Ironmongery

SUMMARY

Total Brought Forward from Page No.

**Page
No**

143

144

Amount**Carried Forward to Summary of Section No. 4**

R

Section 4
GATE HOUSE
Bill No. 8
Ironmongery

1	2	3
4	5	6

Item No	Quantity	Rate	Amount
<u>SECTION 4</u>			
<u>BILL No. 9</u>			
<u>METALWORK</u>			
<u>GENERAL PREAMBLES</u>			
Tenderers are advised to study the Model Preambles for Trades (September 2008 Edition) published by the Association of south African Quantity Surveyors before pricing this bill			
<u>Door frames, Doors, Windows, etc.</u>			
<u>Galvanised pressed steel door frames</u>			
<u>1,2mm Double rebated pressed steel door frames suitable for half brick walls</u>			
1	No	1	
Door frame for door size 0,761 x 2,134m with two 100mm steel butts without striking plate or opening in frame and prepared for roller catch or closet indicators			
<u>1,2mm Double rebated pressed steel door frames suitable for one brick walls</u>			
2	No	1	
Door frame for door size 0,914 x 2,134m with two 100mm steel butts without striking plate or opening in frame and prepared for roller catch or closet indicators			
<u>Aluminium windows</u>			
Note: Tenderers are referred to architect's drawings numbered A102 annexed to these bills of quantities/accompanying these bills of quantities for tender purposes			
Carried to Summary			R
Section 4 GATE HOUSE Bill No. 9 Metalwork			
1	2	3	
4	5	6	

The given sizes are overall, approximate and in the order of width and height. The detailed drawings and building must be carefully checked for exact sizes before placing orders. Any errors in this respect will be at the Contractor's expense and no claims for any extras in this regard will be entertained

Where so described windows shall be provided with burglar bars to opening and fixed sections, consisting of 20 x 5mm galvanised mild steel flat sections to standard NBP2 pattern welded at intersections and to window frame

Bars in front of fixed sections to be bent 75mm away from the glass surface

ALUMINIUM WINDOWS, DOORS, ETC

Epoxy powder coated aluminium windows glazed with 6mm laminated safety glass and plugged to brickwork or concrete

Aluminium window low E glazing, mm Thick monolithic annealed safety glass to comply with part N of SANS 10400, aluminium frame to be powder coated COLOUR: Charcoal Grey

1	Purpose made aluminium window size 800mm x 450mm high overall. Ref W5	No	1
2	Purpose made aluminium window size 1800mm x 1600mm high overall. Ref W11	No	2
3	Purpose made aluminium window size 2960mm x 1600mm high overall. Ref W11	No	1

Carried to Summary

**Section 4
GATE HOUSE
Bill No. 9
Metalwork**

1	2	3
4	5	6

R

Section 4

Bill No. 9

Metalwork

SUMMARY

Total Brought Forward from Page No.

**Page
No**

146

147

Amount**Carried Forward to Summary of Section No. 4**

R

Section 4
GATE HOUSE
Bill No. 9
Metalwork

1	2	3
4	5	6

Item No	Quantity	Rate	Amount
<u>SECTION 4</u>			
<u>BILL No. 10</u>			
<u>SUPPLEMENTARY PREAMBLES</u>			
<u>Descriptions</u>			
Descriptions of bolts shall be deemed to include nuts and washers			
Descriptions of L-shaped and U-shaped anchor bolts shall be deemed to include bending, threading, nuts and washers and embedding in concrete			
Descriptions of expansion anchors and bolts and chemical anchors and bolts shall be deemed to include nuts, washers and mortices in brickwork or concrete			
Descriptions of L-shaped and U-shaped anchor bolts shall be deemed to include bending, threading, nuts and washers and embedding in concrete. Where anchor bolts are described as embedded in sides or soffits of concrete it shall be deemed to include holes through formwork.			
Descriptions of expansion anchors and bolts and chemical anchors and bolts shall be deemed to include nuts, washers and mortices in brickwork or concrete.			
<u>STEEL COLUMNS AND BEAMS</u>			
<u>STRUCTURAL STEEL MEMBERS (GALVANISED)</u>			
<u>STANCHIONS / COLUMNS</u>			
<u>Steel members to include welding, holes, black bolts, nuts, washers, rivets, bolting and riveting integral with structural steelwork.</u>			
Carried to Summary			R
Section 4 GATE HOUSE Bill No. 10 Structural steelwork			
1	2	3	
4	5	6	

Welded columns in single lengths with flat section base, top, bearer and connection plates bolted to ring beams.

219.1 x 6.0mm CHS Circular hollow section columns

1	Column	t	0.730
---	--------	---	-------

BASE PLATES

360mm Dia x 16mm base plate bolted to concrete base

2	16mm Base plate	t	0.002
---	-----------------	---	-------

CAP PLATES

360mm Dia x 16mm cap plate bolted to concrete base

3	16mm Base plate	t	0.002
---	-----------------	---	-------

BOLTS

4.8 HD bolts (Galvanised)

4	M16 Hd bolts	No	16.00
---	--------------	----	-------

5	Painting of all steel structure components	m2	21
---	--	----	----

Carried to Summary

**Section 4
GATE HOUSE
Bill No. 10
Structural steelwork**

1	2	3
4	5	6

R

Section 4

Bill No. 10

Structural steelwork

SUMMARY

Total Brought Forward from Page No.

**Page
No**

149

150

Amount**Carried Forward to Summary of Section No. 4**

R

Section 4

GATE HOUSE

Bill No. 10

Structural steelwork

1	2	3
4	5	6

Item No		Quantity	Rate	Amount
	<u>SECTION 4</u>			
	<u>BILL No. 12</u>			
	<u>TILING</u>			
	<u>GENERAL PREAMBLES</u>			
	Tenderers are advised to study the Model Preambles for Trades (September 2008 Edition) published by the Association of south African Quantity Surveyors before pricing this bill			
	<u>Wall Tiling</u>			
	<u>198 x 198 x 6mm White glazed ceramic wall tiles fixed with an approved adhesive to plaster (plaster elsewhere) and with jointing compound</u>			
1	To walls	m2	54	
	<u>Floor Tiling</u>			
	<u>300 x 300mm x 9mm Full body porcelain tiles in matt finish laid to approved pattern using approved adhesive and grout, colour and pattern to architect's approval. The tenderer to allow an amount of R180.00 per square meter (exclusive of VAT) for the supply of tiles only and include for all waste, labour and profit in the applicable "rate"</u>			
2	On floors	m2	24	
	<u>ALUMINIUM TRIMS</u>			
	<u>"M-trim" or "Genesis"12mm silver anodised aluminium straight edge trim to suit tile thickness with grey grout.</u>			
3	On walls	m	44	
	Carried Forward to Summary of Section No. 4		R	
	Section 4 GATE HOUSE Bill No. 12 Tiling			
1	2	3		
4	5	6		

Item No		Quantity	Rate	Amount
	<u>SECTION 4</u>			
	<u>BILL No. 13</u>			
	<u>PLUMBING AND DRAINAGE (PROVISIONAL)</u>			
	<u>GENERAL PREAMBLES</u>			
	Tenderers are advised to study the Model Preambles for Trades (September 2008 Edition) published by the Association of south African Quantity Surveyors before pricing this bill			
	<u>Sanitary Fittings</u>			
1	560 x 405mm White vitreous china wash hand basin complete with and including one chromium plated pillar tap, one tap hole plug, waste, plug and chain and concealed brackets	No	1	
2	WC suite comprising of white vitreous china paraplegic 90 degrees outlet pan with P trap, 9 litre low level matching vitreous china cistern complete with valveless syphonic fitting, ball valve and matching flush pipe and heavy duty white single flap seat.	No	1	
	<u>Taps, valves,etc</u>			
	<u>Traps, etc. including joints to steel pipes and/or fittings unless otherwise described</u>			
3	32-40mm Butyl rubber deep seal P or S trap	No	1	
	<u>Valves, etc. including joints to steel pipes and/or fittings unless otherwise described</u>			
4	15mm Copper service pipe 350mm girth	No	1	
5	15mm Chromium plated full way ballcock shut-off control valve with screw type control	No	1	
6	15mm Sink mixer with waste union	No	1	
	Carried to Summary			R
	Section 4			
	GATE HOUSE			
	Bill No. 13			
	Plumbing and Drainage (Provisional)			
1	2	3		
4	5	6		

Sanitary Plumbing**uPVC pipes and fittings**

1	50mm Pipe laid in/under floors or fixed to walls, roof timbers, etc.	m	8
2	100mm Pipe laid in/under floors or fixed to walls, roof timbers, etc.	m	12

Extra over uPVC pipes for fittings

3	100 x 50mm Reducer	No	2
4	100mm Bend	No	8
5	100mm Junction	No	4
6	100mm Pan connector	No	5
7	100mm VP stub stack fitting with ABC cleaning eye lid and multiple connections for 50mm waste	No	2
8	100mm Access bend	No	2
9	100mm Access bend with anti-syphon horn	No	2
10	100mm Access junction	No	2
11	100mm Access reducing junction	No	2
12	Two way PVC vent valve suitable for 50mm pipe	No	2

Galvanised mild steel screwed and socketed pipes and fittings

13	50mm Pipe and excavation not exceeding 1m deep	m	8
14	50mm Pipe laid in/under floors or fixed to walls, roof timbers, etc.	m	5

Extra over galvanised mild steel pipes for galvanised mild steel fittings

15	50mm Bend	No	2
----	-----------	----	---

Carried to Summary**R**

Section 4
GATE HOUSE
Bill No. 13
Plumbing and Drainage (Provisional)

1	2	3
4	5	6

1	50mm Bush	No	2	
	<u>Extra over galvanised mild steel pipes for brass fittings</u>			
2	50mm Bend	No	4	
3	50mm Bend with cleaning eye	No	2	
4	50mm Junction with cleaning eye	No	2	
5	50mm Reducing junction with cleaning eye	No	1	
	<u>Sundries</u>			
6	Wire balloon grating in top of pipe not exceeding 100mm diameter	No	2	
	<u>Water Supply</u>			
	<u>Class O thin wall hard drawn copper pipes and fittings with capillary soldered type connections</u>			
7	15mm Pipe laid in/under floors or fixed to walls, roof timbers, etc.	m	10	
8	15mm Pipe fixed in and including chase in walls	m	8	
	<u>Extra over class O copper pipes for soldered capillary fittings</u>			
9	15mm Fittings	No	4	
	<u>Testing</u>			
10	Provide all necessary apparatus, water, etc. for and test the whole of the Sanitary Plumbing and Water Supply installation to the satisfaction of the Representative/Agent and the Local Authority, rectify all defective work free of charge and leave in perfect order			Item
Carried to Summary				
Section 4				
GATE HOUSE				
Bill No. 13				
Plumbing and Drainage (Provisional)				
1	2	3		
4	5	6		

Section 4

Bill No. 13

Plumbing and Drainage (Provisional)

SUMMARY

Total Brought Forward from Page No.

**Page
No****Amount**

154

155

156

Carried Forward to Summary of Section No. 4

R

Section 4

GATE HOUSE

Bill No. 13

Plumbing and Drainage (Provisional)

1	2	3
4	5	6

Item No		Quantity	Rate	Amount
	<u>SECTION 4</u>			
	<u>BILL No. 15</u>			
	<u>PAINTWORK</u>			
	<u>GENERAL PREAMBLES</u>			
	Tenderers are advised to study the Model Preambles for Trades (September 2008 Edition) published by the Association of south African Quantity Surveyors before pricing this bill			
	<u>Paint on plaster, etc.</u>			
	<u>Two coats Plascon professional superior low sheen (PEM 1000) or Dulux weather guard ultra smooth adhesion promoted (D62) acrylic paint.</u>			
1	On internal plastered walls	m2	7	
2	On external plastered walls	m2	16	
	<u>Paint on metal</u>			
	<u>Prepare, touch up factory primer and apply one coat universal undercoat and two full coats high gloss enamel paint</u>			
3	On pressed steel door frames	m2	3	
	<u>Paint on wood</u>			
	<u>Prepare, stop and apply three full coats polyurethane clear eggshell varnish, lightly sanded down between coats</u>			
4	On general surfaces	m2	4	
	<u>Prepare and apply one coat hardboard primer, one coat universal undercoat and two full coats high gloss enamel paint</u>			
5	On general surfaces	m2	4	
	Carried Forward to Summary of Section No. 4			R
	Section 4 GATE HOUSE Bill No. 15 Paintwork			
1	2	3		
4	5	6		

Item No	Quantity	Rate	Amount
<u>SECTION 4</u>			
<u>BILL No. 16</u>			
<u>GENERAL SITEWORKS (PROVISIONAL)</u>			
<u>GENERAL PREAMBLES</u>			
Tenderers are advised to study the Model Preambles for Trades (September 2008 Edition) published by the Association of south African Quantity Surveyors before pricing this bill			
<u>Site clearance</u>			
1	Clear and grub area of the site to be built upon including digging up and removing rubbish, debris, vegetation, hedges, boulders, shrubs and trees with trunk not exceeding 200mm girth	m2	78
2	Preparation and stripping of topsoil to a maximum of 150mm	m3	23
<u>Earthworks</u>			
<u>Excavation in earth for open face excavations</u>			
3	Exceeding not exceeding 2m deep	m3	141
<u>Extra over all excavations for carting away</u>			
4	Surplus material from excavations and/or stock piles on site to a dumping site to be located by the contractor	m3	47
5	Extra over open face excavations in earth for excavations in hard rock	m3	27
<u>Earthworks Platform</u>			
6	Imported G5 material from commercial sources to make up platform levels over site compacted to 95% Mod AASHTO density in layers not exceeding 150mm	m3	78
Carried to Summary			R
Section 4 GATE HOUSE Bill No. 16 General Siteworks			
1	2	3	
4	5	6	

- 1 Scarify top 150mm layer of ground and re-compact to 93% Mod AASHTO density
- 2 Grade and trim sides of platform
- 3 Allow for keeping excavations free of all water other than subterranean water

Tests

- 4 Tests to determine the degree of compaction, etc. of ground or filling

m2

78

m2

78

Item

No

6

Carried to Summary

Section 4
GATE HOUSE
Bill No. 16
General Siteworks

1	2	3
4	5	6

R

Section 4

Bill No. 16

General Siteworks

SUMMARY

Total Brought Forward from Page No.

**Page
No**

160

161

Amount**Carried Forward to Summary of Section No. 4**

R

Section 4

GATE HOUSE

Bill No. 16

General Siteworks

1	2	3
4	5	6

SUMMARY - GATE HOUSE**Bill
No****Page
No****Amount
R c**

1	Foundations (Provisional)
2	Concrete, Formwork and Reinforcement
3	Masonry
4	Waterproofing
5	Roof Coverings, etc
6	Carpentry and Joinery
7	Ceilings, Partitions and Access Flooring
8	Ironmongery
9	Metalwork
10	Structural steelwork
11	Plastering
12	Tiling
13	Plumbing and Drainage (Provisional)
14	Glazing
15	Paintwork
16	General Siteworks

125
128
131
132
135
141
142
145
148
151
152
153
157
158
159
162

Total Carried to Final Summary

R

**Section 4
GATE HOUSE**

1	2	3
4	5	6

Item No	Quantity	Rate	Amount
<u>SECTION 5</u>			
<u>BILL No. 1</u>			
<u>FOUNDATIONS (PROVISIONAL)</u>			
<u>GENERAL PREAMBLES</u>			
Tenderers are advised to study the Model Preambles for Trades (September 2008 Edition) published by the Association of south African Quantity Surveyors before pricing this bill			
NOTE IN RESPECT OF REMEASUREMENT OF FOUNDATIONS			
Foundation brickwork and concrete walls have been measured to top of unfinished floor level			
<hr/>			
<u>EARTHWORKS</u>			
NOTE			
All excavations are measured as being in "earth" and/or filling compacted to 95% modified AASHTO density			
Descriptions of excavations shall be deemed to include for setting aside surplus excavated material in spoil heaps for use as filling, or for depositing within 150m of the perimeter of the excavations and spreading and roughly levelling as directed, as well as for increase in bulk and multiple handling of excavated material caused by the Contractor's method of operation			
Descriptions of carting away of excavated material shall be deemed to include loading excavated material onto trucks directly from the excavations or, alternatively, from stock piles situated on the building site and for bulking			
Carried to Summary			R
Section 5			
ENTRANCE WALL			
Bill No. 1			
Foundations (Provisional)			
1	2	3	
4	5	6	

Working space for formwork to sides of all concrete, except columns, shall be measured only where the concrete face is less than 750mm from the face of the measured excavations

Working space for formwork to sides of columns shall be measured for the width of the column face only where both:

the top of the column base is more than 1,5m below the commencing level of the excavations and

the column face is less than 500mm from the face of the measured excavations

No claim shall be considered for any working space for formwork to concrete other than as above described or for working space beyond the sides of trench excavations for the building of brick or block walls

Descriptions of excavations for working space shall be deemed to include for any additional risk of collapse so incurred and for the returning and compacting of the excavated material as described

Excavations

Excavate in earth not exceeding 2m deep below natural, elevated or reduced ground level for

1	Trenches	m3	10
2	Holes	m3	0.3
<u>(End of excavations in earth)</u>			
3	Extra over all excavations for carting away surplus material from excavations and/or from stockpiles on site to a dumping site to be located by the Contractor	m3	6
4	Risk of collapse of sides of reduced level excavations from natural, elevated or reduced ground level to not exceeding 1,5m deep	m2	40

Carried to Summary

**Section 5
ENTRANCE WALL
Bill No. 1
Foundations (Provisional)**

1	2	3
4	5	6

R

1	Allow for keeping excavations free of all water other than subterranean water		Item	
	<u>Filling, etc.</u>			
	<u>Earth filling obtained from the excavations and/or prescribed stock piles on site (not compacted)</u>			
2	Backfilling behind retaining walls	m3	4	
	<u>Protection against termites</u>			
3	Poisoning surface of ground in bottoms of trenches, bases, etc.	m2	50	
	<u>CONCRETE</u>			
	<u>Concrete test cubes</u>			
4	Prepare set of three 150 x 150 x 150mm concrete strength test cubes, label and send to an approved laboratory for testing, pay all charges and submit report to the Principal Agent. Only successful tests will be paid for (<u>Provisional</u>)	No	6	
	<u>Reinforced concrete with a coarse aggregate of 19mm and a minimum compressive strength of 25MPa at 28 days</u>			
5	Strip footings	m3	4	
Carried to Summary				
Section 5 ENTRANCE WALL Bill No. 1 Foundations (Provisional)				
1	2	3		
4	5	6		

Section 5

Bill No. 1

Foundations (Provisional)

SUMMARY

Total Brought Forward from Page No.

**Page
No****Amount**

164

165

166

Carried Forward to Summary of Section No. 5

R

Section 5

ENTRANCE WALL

Bill No. 1

Foundations (Provisional)

1	2	3
4	5	6

Item No		Quantity	Rate	Amount
	<u>SECTION 5</u>			
	<u>BILL No. 2</u>			
	<u>MASONRY</u>			
	<u>GENERAL PREAMBLES</u>			
	Tenderers are advised to study the Model Preambles for Trades (September 2008 Edition) published by the Association of south African Quantity Surveyors before pricing this bill			
	<u>SUPERSTRUCTURE</u>			
	<u>Brickwork in burnt clay bricks in (5:1) cement mortar</u>			
1	Piers	m3	5	
2	285mm Hollow walls of two half brick skins including wire ties	m2	50	
	<u>Brick reinforcement</u>			
3	Brick reinforcement 150mm wide built into brick walls with sufficient laps at end joints, angles and intersections (measured net)	m	300	
	<u>FACE BRICKWORK</u>			
	<u>Extra over for face brick: External face bricks pointed with flush horizontal and vertical joints. Firelight Travertine face brick.</u>			
4	230mm brickwork face brickwork.	m2	100	
	<u>Brick-on-edge header course copings, sills, etc of "Corobrik" or equally approved face bricks, pointed with recessed joints on all exposed faces</u>			
5	220mm Brick-on-edge roller course	m	20	
	Carried to Summary			R
	Section 5 ENTRANCE WALL Bill No. 2 Masonry			
1	2	3		
4	5	6		

Signage

- 1 Signage as per Architect's specification
- 2 Contractor's mark-up @ 5%

Item

8 900.00

Item

445.00

Carried to Summary

R

Section 5
ENTRANCE WALL
Bill No. 2
Masonry

1	2	3
4	5	6

Section 5

Bill No. 2

Masonry

SUMMARY

Total Brought Forward from Page No.

**Page
No**

168

169

Amount**Carried Forward to Summary of Section No. 5**

R

Section 5
ENTRANCE WALL
Bill No. 2
Masonry

1	2	3
4	5	6

SUMMARY - ENTRANCE WALL

[illegible]

Item No		Quantity	Rate	Amount
	<u>SECTION 6</u>			
	<u>BILL No. 1</u>			
	<u>GENERAL SITE WORKS (PROVISIONAL)</u>			
	<u>GENERAL PREAMBLES</u>			
	Tenderers are advised to study the Model Preambles for Trades (September 2008 Edition) published by the Association of south African Quantity Surveyors before pricing this bill			
	<u>Site clearance</u>			
1	Clear and grub area of the site to be built upon including digging up and removing rubbish, debris, vegetation, hedges, boulders, shrubs and trees with trunk not exceeding 200mm girth	m2	2 676	
2	Remove and grub trees and tree stumps of girth over 200mm but not exceeding 1m (Provisional)	No	7	
3	Preparation and stripping of topsoil to a maximum of 150mm	m3	401	
	<u>Earthworks Platform</u>			
4	Imported G6 material from commercial sources to make up platform levels over site compacted to 95% Mod AASHTO density in layers not exceeding 150mm	m3	480	
5	Earth filling from the excavations to make up levels around buildings compacted to 93% modified AASHTO density	m3	43	
6	Scarify top 150mm layer of ground and re-compact to 93% Mod AASHTO density	m2	2 676	
7	Grade and trim sides of platform	m2	380	
8	Allow for keeping excavations free of all water other than subterranean water	Item		
	Carried to Summary			
	Section 6			
	EXTERNAL WORKS			
	Bill No. 1			
	General Siteworks			
1	2	3		
4	5	6		

1	Tests to determine the degree of compaction, etc. of ground or filling	No	25		
2	Galvanised gabion mattresses, 0.3m deep with 80mm x 100mm mesh and diaphragms at 1.0 centres and 7.3mm diameter mesh wire (Refer to Civil Engineer's Drawing: SSETA/BWLM/SDC/W002)	m3	1		
<u>Demolitions</u>					
3	Remove existing 1800mm high perimeter fencing including posts and concrete footings to be replaced with a new fence.	m	617		
4	1500mm Thick concrete platform structure formed of concrete earth fill, structure to be demolished down to natural ground level and backfilling of exposed foundations leaving no surface evidence of the building	m3	250		
5	Demolish pit toilet block size approximately 8400 x 3000 x 2600mm high built of brick walls roof sheets, timber rafters and building to be removed completely by removing surface beds down to natural ground level and backfilling of exposed foundations leaving no surface evidence of the building	No	3		

Carried to Summary

R

Section 6
EXTERNAL WORKS
Bill No. 1
General Siteworks

1	2	3
4	5	6

Section 6

Bill No. 1

General Siteworks

SUMMARY

Total Brought Forward from Page No.

**Page
No**

173

174

Amount**Carried Forward to Summary of Section No. 6**

R

Section 6

EXTERNAL WORKS

Bill No. 1

General Siteworks

1	2	3
4	5	6

Item No	Quantity	Rate	Amount
SECTION 6			
BILL No. 2			
ROADS AND PARKING (PROVISIONAL)			
GENERAL PREAMBLES			
Tenderers are advised to study the Model Preambles for Trades (September 2008 Edition) published by the Association of south African Quantity Surveyors before pricing this bill			
Earthworks			
1	Extra over open face excavations in earth for excavations in soft rock	m3	21
2	Extra over open face excavations in earth for excavations in hard rock	m3	42
3	Allow for keeping excavations free of all water other than subterranean water	Item	
4	Selected layer imported natural gravel material (minimum G5 material to TRH14) supplied by the Contractor and brought onto site from commercial sources in filling under the paving, etc, compacted in layers not exceeding 150mm thick to 95% modified AASHTO density	m3	105
5	Sub-base layer of imported natural gravel material (minimum C4 material to TRH14) supplied by the Contractor and brought onto site from commercial sources and compacted to 95%modified AASHTO density and process sub-base material with 3% cement	m3	105
6	25mm Thick dry, clean, river sand layer evenly spread over filling (elsewhere) and levelled to receive paving blocks (elsewhere)	m2	700
Carried to Summary			R
Section 6			
EXTERNAL WORKS			
Bill No. 2			
Roads and Parking			
1	2	3	
4	5	6	

Tests

- 1 Tests to determine the degree of compaction, etc. of ground or filling

No 16

Precast Concrete

- 2 60mm Thick 35MPa pre cast concrete interlocking block paving of 220 x 97mm grey paving blocks in accordance with SANS Specification 1058 and laid to falls on sand layer (elsewhere) with joints filled in with sand and vibrated, including all straight cutting

m2 700

- 3 Pre cast concrete municipal barrier kerbing to SANS 927 Fig. 3 in 1m lengths with 10mm wide butt joints filled in with (2:1) cement mortar and pointed with grooved half round joints and 10mm wide open butt joints at 5m centres including 15MPa/19mm mass concrete bedding size 50mm thick x 300mm wide, 20MPa/19mm mass concrete haunching size 225mm long x 225mm high x 150mm thick at joints, any necessary excavation, formwork, etc. and backfilling at back of kerbs, top soiled and levelled to adjacent surfaces

m 136

- 4 Pre cast concrete walkway edge restraint to SABS 927 Fig. 12

m 90

Metalwork**Road Signs**

- 5 Standard "STOP" sign (R1) with standard 50mm diameter galvanised mild steel fixing post bedded into and including bases, including any necessary excavation, mass concrete, etc.

No 1

- 6 Standard "Yield" sign with standard 50mm diameter galvanised mild steel fixing post bedded into and including bases, including any necessary excavation, mass concrete, etc.

No 1

Paintwork

Carried to Summary

R

**Section 6
EXTERNAL WORKS
Bill No. 2
Roads and Parking**

1	2	3
4	5	6

Prepare and apply one coat white reflective road marking paint on pre cast concrete paving blocks

1	"Stop" marking on road	No	1
2	Directional marking on road	No	2
3	Yellow and white chevron marking on speed humps	No	3
4	"Disabled" marking on parking bay	No	1
5	100mm Wide white or yellow parking lines	m	100

Carried to Summary

**Section 6
EXTERNAL WORKS
Bill No. 2
Roads and Parking**

1	2	3
4	5	6

R

Section 6

Bill No. 2

Roads and Parking

SUMMARY

Total Brought Forward from Page No.

**Page
No****Amount**

176

177

178

Carried Forward to Summary of Section No. 6

R

Section 6

EXTERNAL WORKS

Bill No. 2

Roads and Parking

1	2	3
4	5	6

Testing

- 1 Provide all necessary apparatus, water, etc for testing the whole of the water supply and fire reticulation installation to the satisfaction of the Principal Agent and Local Authority, rectify all defective work free of charge and leave in perfect working order

Item

Sewage Disposal**Pipe Trenches**

- 2 Excavate in earth not exceeding 2m deep for pipe trenches
- 3 Risk of collapse of sides of reduced level excavations from natural, elevated or reduced ground level to not exceeding 1,5m deep
- 4 Selected backfill (material with a PI less than 10 and maximum aggregate size 30mm) obtained from the excavations and compacted to 90% Mod AASHTO density
- 5 Selected fill bedding (granular material regarded as clean river sand or any non-cohesive material with a PI less than 6 and maximum aggregate size 20mm) obtained from the excavations under and around pipes and compacted to 90% Mod AASHTO density

m3

76

m2

150

m3

38

m3

11

uPVC Class 34 (SABS 533 Type 4 Part 11) drain pipes with electro fusion or butt welded joints

- 6 110mm Diameter pipes laid in trenches (elsewhere)
- 7 160mm Diameter pipes laid in trenches (elsewhere)

m

15

m

50

Sundries

- 8 15MPa/19mm Mass concrete in pre cast IE marker block set flush with ground or paving

No

4

Carried to Summary

R

Section 6
EXTERNAL WORKS
Bill No. 3
Stormwater, Sewer and Water Supply

1	2	3
4	5	6

1	Gulley not exceeding 1000mm deep to invert level comprising 100mm diameter vitrified clay gulley trap and head, fitted with 190mm diameter cast iron grating, including excavating for, bedding on and encasing in 15MPa/19mm mass concrete and fitted with and including pre cast gulley top bedded in (3:1) cement mortar	No	3	
2	ABC cast iron straight or bent cleaning eye with removable cover jointed to vitrified clay pipe and set in and including 15MPa/19mm aggregate mass concrete surround with exposed surfaces trowelled smooth	No	3	
<u>Precast Concrete Manholes</u>				
3	Deep type pre cast prefabricated concrete manhole rings, exceeding 500mm but not exceeding 1000mm deep, the bottom ring set on and including 100mm thick 20MPa/19mm aggregate mass concrete base projecting 75mm beyond external face of chamber ring and sealed to ring with 75mm wide x 125mm high 20MPa/19mm agg mass concrete triangular fillet complete with pre cast concrete medium duty cover and frame comprising 125mm thick x 67kg frame and 125mm thick x 66kg cover including step irons, 20MPa/19mm agg mass concrete benching in bottom with top surfaces to falls, finished smooth with 1:1 cement plaster, 150mm vitrified clay channels, bends, junctions, etc with additional excavation and backfilling compacted to 93% Mod AASHTO density	No	5	
4	Ditto exceeding 1000mm but not exceeding 1500mm deep	No	5	
5	Provide all necessary apparatus, water, etc for testing the whole of the sewer installation to the satisfaction of the Principal Agent and Local Authority, rectify all defective work free of charge and leave in perfect working order			Item

Stormwater Drainage

All excavations are measured as being in "earth" and/or filling compacted to 98% Mod AASHTO density

Carried to Summary

R

Section 6**EXTERNAL WORKS****Bill No. 3****Stormwater, Sewer and Water Supply**

1	2	3
4	5	6

30MPa/19mm aggregate mass concrete in

1	V-shaped channel 1500mm wide x 150mm thick concrete lining with rounded salient edges and wood float finish on exposed surfaces, laid to falls in panels not exceeding 1800mm long with 12mm bitumen impregnated softboard movement joints, including all necessary excavation and formwork, all as per drawing number	m	190
2	Precast concrete taper chute channel	m	4

Carried to Summary

Section 6
EXTERNAL WORKS
Bill No. 3
Stormwater, Sewer and Water Supply

1	2	3
4	5	6

R

Section 6

Bill No. 3

Stormwater, Sewer and Water Supply

SUMMARY

Total Brought Forward from Page No.

**Page
No****Amount**

180

181

182

183

Carried Forward to Summary of Section No. 6

R

Section 6

EXTERNAL WORKS

Bill No. 3

Stormwater, Sewer and Water Supply

1	2	3
4	5	6

Item No		Quantity	Rate	Amount
	<u>SECTION 6</u>			
	<u>BILL No. 4</u>			
	<u>SECURITY FENCING (PROVISIONAL)</u>			
	<u>GENERAL PREAMBLES</u>			
	Tenderers are advised to study the Model Preambles for Trades (September 2008 Edition) published by the Association of south African Quantity Surveyors before pricing this bill			
	<u>METALWORK</u>			
	<u>"ClearVu" or equal and approved Category 3 Security Fencing System</u>			
1	Supply and install fencing comprising of steel mesh panels size 3297 x 2400mm high at 3382mm centres, 4mm diameter hot dipped galvanised wire with aperture size 76,2mm x 12.7mm, panels to be reinforced with 4 x 50mm "V" recessed bands including 2 x 75mm 70 degree flanges along sides, posts cast into 600mm deep x 400mm wide 15Mpa concrete base on one side, posts 85 x 45mm tapered; posts and panels hot dipped galvanised and polymetic 6000 coated, including all single and double bolt comb clamps galvanised then polymetic 6000 coated and antivandal galvanised bolts, the fence to be fitted with anti-climb comprising 100mm high galvanised "shark tooth" type spike rails, bolted to 50mm wide ClearVu mesh flange bent along fence on top, fitted with anti-burrow comprising 500mm ripper flatwrap at the bottom, all installed according to manufacturer's instructions and specifications.	m	617	
	<u>"ClearVu" Gate and Posts, etc.</u>			
2	Double gate size 5900 x 2400mm high overall in two equal leaves, each leaf fitted with similar and equal anti-climb spiked rail on top, including all accessories and installed in accordance with manufacturer's instructions	No	1	
3	Pedestrian gate size 1200 x 2455mm high ditto	No	1	
	Carried Forward to Summary of Section No. 6			
	Section 6			
	EXTERNAL WORKS			
	Bill No. 4			
	Security Fencing			
	1	2	3	
	4	5	6	

Item No		Quantity	Rate	Amount
	<u>SECTION 6</u>			
	<u>BILL No. 6</u>			
	<u>BOREHOLE</u>			
	<u>GENERAL PREAMBLES</u>			
	Tenderers are advised to study the Model Preambles for Trades (September 2008 Edition) published by the Association of south African Quantity Surveyors before pricing this bill			
	NOTE IN RESPECT OF REMEASUREMENT OF FOUNDATIONS			
	Foundation brickwork and concrete walls have been measured to top of unfinished floor level			
	<u>BUDGETARY ALLOWANCE</u>			
1	Provide the sum of R230 679.61 (Two Hundred and Thirty Thousand,Six Hundred and Seventy Nine Rands and Seventy Sixty One Cent) for the installation, testing and commissioning of a bore hole complete as per the Engineer's specification	Item		230 679.61
2	Contractor's mark-up @ 5%	Item		11 533.98
	<u>Steel Tank Stand and Steel Tank</u>			
3	Provide the sum of R 170 000.00 (One Hundred and Seventy Thousand Rands) supplied and installed complete steel stand and steel tank installed complete as per the Engineer's specifications.	Item		170 000.00
4	Contractor's mark up @ 5%	Item		8 500.00
	Carried Forward to Summary of Section No. 6		R	
	Section 6			
	EXTERNAL WORKS			
	Bill No. 5			
	Borehole			
1	2	3		
4	5	6		

Laying, backfilling, bedding, etc. of pipes

Pipes shall be laid and bedded and trenches shall be carefully backfilled in accordance with manufacturers' instructions

Where no manufacturers' instructions exist pipes shall be laid in accordance with clauses 5.1 and 5.2 of each of the following: SABS 1200 L : Medium-pressure pipelines LD : Sewers LE : Storm water drainage Pipe trenches etc shall be backfilled in accordance with clauses 3, 5.5, 5.6, 5.7 and 7 of SABS 1200 DB : Earthworks (Pipe trenches) Pipes shall be bedded in accordance with clauses 3.1 to 3.4.1, 5.1 to 5.3 and 7 of SABS 1200 LB : Bedding (Pipes). Unless otherwise described bedding of rigid pipes shall be class B bedding

EXCAVATION, FILLING, ETC OTHER THAN BULK**EARTHWORKS****SITE CLEARANCE ETC****Site clearance**

- | | | | |
|---|--|----|---|
| 1 | Digging up and removing rubbish, debris, vegetation, hedges, shrubs and trees not exceeding 200mm girth, bush, etc | m2 | 9 |
| 2 | Rip and scarify ground level to a depth of 150mm and consolidate to 90% mod. AASHTO density (minimum CBR 3) | m2 | 9 |

EARTHWORKS**Excavate in earth not exceeding 2m deep**

- | | | | |
|---|-------------|----|----|
| 3 | Septic tank | m3 | 17 |
|---|-------------|----|----|

Extra over trench and hole excavations in earth for excavations in

- | | | | |
|---|-----------|----|---|
| 4 | Soft rock | m3 | 1 |
|---|-----------|----|---|

Carried to Summary

Section 6
EXTERNAL WORKS
Bill No. 6
Septic tank

1	2	3
4	5	6

R

1	Hard rock	m3	2		
	<u>Extra over all excavations for carting away</u>				
2	Surplus material from excavations and/or stock piles on site to a dumping site to be located by the contractor	m3	20		
	<u>Risk of collapse of excavations</u>				
3	Risk of collapse of sides of excavations for septic tank from natural, elevated or reduced ground level exceeding 1,5m deep	m2	28		
	<u>Keeping excavations free of water</u>				
4	Allow for keeping all excavations entirely free from water and mud		Item		
	<u>FILLING ETC</u>				
	<u>Filling of natural gravel material (G5) supplied by the contractor, compacted to 95% Mod AASHTO density</u>				
5	Under floors, steps, pavings, etc	m3	5		
	<u>REINFORCED CONCRETE CAST AGAINST EXCAVATED SURFACES, ETC</u>				
	<u>25Mpa/20mm concrete</u>				
6	Surface bed of septic tank	m3	2		
7	Slab of septic tank	m3	2		
	<u>SMOOTH FORMWORK (DEGREE OF ACCURACY II)</u>				
	<u>Smooth formwork to sides</u>				
	<u>Smooth formwork to soffits</u>				
8	Slabs propped up exceeding 1.5m and not exceeding 3.5m high	m2	9		
	<u>Smooth formwork to sides and soffits</u>				
				R	
Carried to Summary					
Section 6					
EXTERNAL WORKS					
Bill No. 6					
Septic tank					
1	2	3			
4	5	6			

REINFORCED CONCRETE**30Mpa/20mm concrete****Carried to Summary**

Section 6
 EXTERNAL WORKS
 Bill No. 6
 Septic tank

1	2	3
4	5	6

R

REINFORCED CONCRETE**30Mpa/20mm concrete**

1 Slabs

m3

2

UNREINFORCED CONCRETE**19Mpa/20mm concrete behind sockets at 2mm centres maximum**

2 Anchor blocks

m3

5

CONCRETE SUNDRIES**Finishing top surfaces of concrete smooth with a power float**

3 Surface beds, slabs, etc

m2

17

ROUGH FORMWORK (DEGREE OF ACCURACY II)**Rough formwork to soffits**

4 Slabs propped up exceeding 1.5m and not exceeding 3m high

m2

9

Formwork to sides

5 Edges, risers, ends and reveals not exceeding 300mm high or wide

m

12

REINFORCEMENT**Mild steel reinforcement to structural concrete work**

6 8mm Diameter bars

t

0.36

7 10mm Diameter bars

t

0.36

Carried to Summary

R

Section 6
EXTERNAL WORKS
Bill No. 6
Septic tank

1	2	3
4	5	6

High tensile steel reinforcement to structural concrete work

1	10mm Diameter bars	t	0.36
2	12mm Diameter bars	t	0.36

Fabric reinforcement

3	Type 617 fabric reinforcement in concrete surface beds	m2	9
4	Type 617 fabric reinforcement in concrete slabs etc	m2	9

MASONRY**Brickwork in burnt clay bricks in (5:1) cement mortar**

5	One brick wall	m2	28
6	Brick reinforcement 150mm wide built into brick walls with sufficient laps at end joints, angles and intersections (measured net)	m	84

WATERPROOFING**DAMP PROOFING OF WALLS AND FLOORS****One layer 250 micron green polyethylene waterproof sheeting (SANS 952-1985 type C) sealed at laps with PVC self-adhesive tape**

7	Under surface beds	m2	30
8	Vertically behind walls	m2	73

Primer and two coats heavy duty bitumen emulsion waterproof coating, ABE membrane or similar approved

9	On concrete floors	m2	8
---	--------------------	----	---

Carried to Summary**R**

Section 6
EXTERNAL WORKS
Bill No. 6
Septic tank

1	2	3
4	5	6

1	On walls in foundations (Provisional)	m2	57
<u>WATERPROOFING TO ROOFS, BASEMENTS, ETC</u>			
<u>Prime with one coat bitumen primer and one layer 4mm fully bonded waterproof membrane comprising two bitumen layers reinforced with woven spun bonded polyester fabric and coated with polyethylene film for heat bonding, laid with 75mm side and 100mm end laps</u>			
2	On soffits of slab	m2	9
3	On flat roofs	m2	9
4	On walls	m2	57
5	On bottoms and sides of floor ducts, channels, etc	m2	2
<u>PROTECTIVE STONE DRESSING</u>			
<u>Clean crushed stone dressing free of pyrite or other contaminants, of 20 - 25mm stone evenly spread with larger stones around outlets</u>			
6	Stone dressing behind walls	m3	73
<u>PLUMBING AND DRAINAGE</u>			
<u>UPVC pipes</u>			
7	110mm Pipes in trenches	m	50
<u>Extra over 110mm uPvc pipes for fittings</u>			
8	Standard invert junction	No	4

Carried to Summary

R

Section 6
EXTERNAL WORKS
Bill No. 6
Septic tank

1	2	3
4	5	6

Manhole ring, cover adapter and lid

- 1 750mm Diameter , 250mm Long manhole ring and 750mm Round cover adaptor slab with 560mm Diameter Hole, 150mm Thick Slab and 560mm Diameter heavy duty concrete lid

No

1

Sundries

- 2 Hole through one brick wall for 110mm pipe

No

1

FRENCH DRAIN**EARTHWORKS****Excavate in earth not exceeding 2m deep**

- 3 Trench

m3

7

Extra over trench and hole excavations in earth for excavations in

- 4 Soft rock

m3

0.4

- 5 Hard rock

m3

1

Risk of collapse to sides

- 6 Sides of trench excavations not exceeding 1,5m deep

m2

20

Carting away excavated material

- 7 Surplus excavated material from excavations and/or stock piles on site to a dumping site to be located by the contractor

m3

7

Back filling with material supplied by the contractor

- 8 40-50mm washed stone filling to french drain

m3

7

REINFORCEMENT**Fabric reinforcement**

- 9 Type 617 fabric reinforcement in concrete slabs etc

m2

5

Carried to Summary

R

Section 6
EXTERNAL WORKS
Bill No. 6
Septic tank

1	2	3
4	5	6

Bidium U14 geotextile blanket

- 1 Laid with 150mm overlaps to top of stone fill in french drain

m2

22

uPVC pipes

- 2 110mm Perforated drain pipes laid between stones in french drain

m

12

Carried to Summary

Section 6
EXTERNAL WORKS
Bill No. 6
Septic tank

1	2	3
4	5	6

R

Section 6

Bill No. 6

Septic tank

SUMMARY

Total Brought Forward from Page No.

**Page
No****Amount**

187

188

189

190

191

192

193

194

195

Carried Forward to Summary of Section No. 6

R

Section 6

EXTERNAL WORKS

Bill No. 6

Septic tank

1	2	3
4	5	6

SUMMARY - EXTERNAL WORKS

**Bill
No**

- 1 General Siteworks
- 2 Roads and Parking
- 3 Stormwater, Sewer and Water Supply
- 4 Security Fencing
- 5 Borehole
- 6 Septic tank

**Page
No**

175
179
184
185
186
196

**Amount
R c**

Total Carried to Final Summary

R

**Section 6
EXTERNAL WORKS**

1	2	3
4	5	6

Allowance for breakers installed on site**Earth Leakage QA17C 63A 1P + N 6kA****Supply rate**

1	Earth Leakage QA17C 63A 1P + N 6kA	No	2
---	------------------------------------	----	---

Install rate

2	Earth Leakage QA17C 63A 1P + N 6kA	No	2
---	------------------------------------	----	---

Surge Arrester with Indication 1 Pole + N 6kA**Supply rate**

3	Surge Arrester with Indication 1 Pole + N 6kA	No	3
---	---	----	---

Install rate

4	Surge Arrester with Indication 1 Pole + N 6kA	No	3
---	---	----	---

Surge Protection and Voltage Limiting Devices (FLP-B+C MAXI V SPD)**Supply rate**

5	Surge Protection and Voltage Limiting Devices (FLP-B+C MAXI V SPD)	No	3
---	--	----	---

Install rate

6	Surge Protection and Voltage Limiting Devices (FLP-B+C MAXI V SPD)	No	3
---	--	----	---

MCCB 80A 3P**Supply rate**

7	MCCB 80A 3P	No	1
---	-------------	----	---

Install rate

8	MCCB 80A 3P	No	1
---	-------------	----	---

Carried to Summary**R**

Section 7
ELECTRICAL INSTALLATION
Bill No. 1
Kiosk and distribution board

1	2	3
4	5	6

MCB QA1 5A 1P**Supply rate**

1 MCB QA1 5A 1P

No

2

Install rate

2 MCB QA1 5A 1P

No

2

MCB QA1 10A 1P**Supply rate**

3 MCB QA1 10A 1P

No

10

Install rate

4 MCB QA1 10A 1P

No

10

MCB QA1 20A 1P**Supply rate**

5 MCB QA1 20A 1P

No

11

Install rate

6 MCB QA1 20A 1P

No

11

MCB QA1 20A 2P**Supply rate**

7 MCB QA1 20A 1P

No

8

Install rate

8 MCB QA1 20A 1P

No

8

MCB QA1 40A 2P

Carried to Summary

R

Section 7
ELECTRICAL INSTALLATION
Bill No. 1
Kiosk and distribution board

1	2	3
4	5	6

	<u>Supply rate</u>				
1	MCB QA1 40A 2P	No	5		
	<u>Install rate</u>				
2	MCB QA1 40A 2P	No	5		
	<u>MCB QA1 40A 3P</u>				
	<u>Supply rate</u>				
3	MCB QA1 40A 2P	No	4		
	<u>Install rate</u>				
4	MCB QA1 40A 2P	No	4		
	<u>MCB QA1 63A 3P</u>				
	<u>Supply rate</u>				
5	MCB QA1 63A 3P	No	1		
	<u>Install rate</u>				
6	MCB QA1 63A 3P	No	1		
	<u>MCB QA1 80A 3P</u>				
	<u>Supply rate</u>				
7	MCB QA1 80A 3P	No	2		
	<u>Install rate</u>				
8	MCB QA1 80A 3P	No	2		
	<u>MCB QA1 100A 3P</u>				
	<u>Supply rate</u>				
9	MCB QA1 100A 3P	No	1		
Carried to Summary					R
Section 7					
ELECTRICAL INSTALLATION					
Bill No. 1					
Kiosk and distribution board					
1	2	3			
4	5	6			

Install rate

1 MCB QA1 100A 3P

No

1

Carried to Summary

R

Section 7
ELECTRICAL INSTALLATION
Bill No. 1
Kiosk and distribution board

1	2	3
4	5	6

Section 7

Bill No. 1

Kiosk and distribution board

SUMMARY

Total Brought Forward from Page No.

**Page
No****Amount**

198

199

200

201

202

Carried Forward to Summary of Section No. 7

R

Section 7

ELECTRICAL INSTALLATION

Bill No. 1

Kiosk and distribution board

1	2	3
4	5	6

Supply rate

- 1 Type C - Enclosed dust and waterproof and corrosion resistant fluorescent Luminaire with LED Tubes

No

2

Install rate

- 2 Type C - Enclosed dust and waterproof and corrosion resistant fluorescent Luminaire with LED Tubes

No

2

Type 3L - 3 X 22W,4FT, T5, 600 X 600 Long Recessed Fluorescent Fitting With Low Brightness Reflector With Cord

Supply rate

- 3 Type 3L - 3 X 22W,4FT, T5, 600 X 600 Long Recessed Fluorescent Fitting With Low Brightness Reflector With Cord

No

33

Install rate

- 4 Type 3L - 3 X 22W,4FT, T5, 600 X 600 Long Recessed Fluorescent Fitting With Low Brightness Reflector With Cord

No

33

Type DL- Downlight 18W LED**Supply rate**

- 5 Type DL- Downlight 18W LED

No

21

Install rate

- 6 Type DL- Downlight 18W LED

No

21

Type SL/HL - Mutto Unfold Red Pendant, Size: 325mm, Mounting: Suspended.Wattage:80W

Supply rate

- 7 Type SL/HL - Mutto Unfold Red Pendant, Size: 325mm, Mounting: Suspended.Wattage:80W

No

9

Carried to Summary

R

Section 7**ELECTRICAL INSTALLATION****Bill No. 2****Light, fittings and all accessories such as poles, holes etc.**

1	2	3
4	5	6

Install rate

- 1 Type SL/HL - Mutto Unfold Red Pendant, Size: 325mm,
Mounting: Suspended.Wattage:80W

No

9

Strong Room Emergency Red Light**Supply rate**

- 2 Strong Room Emergency Red Light

No

1

Install rate

- 3 Strong Room Emergency Red Light

No

1

Carried to Summary

R

Section 7**ELECTRICAL INSTALLATION****Bill No. 2****Light, fittings and all accessories such as poles, holes etc.**

1	2	3
4	5	6

Section 7

Bill No. 2

Light, fittings and all accessories such as poles, holes etc.

SUMMARY

Total Brought Forward from Page No.

**Page
No****Amount**

204

205

206

Carried Forward to Summary of Section No. 7

R

Section 7

ELECTRICAL INSTALLATION

Bill No. 2

Light, fittings and all accessories such as poles, holes etc.

1	2	3
4	5	6

<u>Install rate</u>					
1	16 Amp, 2 lever, 1 way, flush mounted switch complete with cover and galvanised box	No	4		
<u>16 Amp, 3 lever, 1 way, flush mounted switch complete with cover and galvanised box</u>					
<u>Supply rate</u>					
2	16 Amp, 3 lever, 1 way, flush mounted switch complete with cover and galvanised box	No	2		
<u>Install rate</u>					
3	16 Amp, 3 lever, 1 way, flush mounted switch complete with cover and galvanised box	No	2		
<u>16 Amp, 1 lever, 2 way flush mounted switch complete with cover and galvanised box</u>					
<u>Supply rate</u>					
4	16 Amp, 1 lever, 2 way flush mounted switch complete with cover and galvanised box	No	2		
<u>Install rate</u>					
5	16 Amp, 1 lever, 2 way flush mounted switch complete with cover and galvanised box	No	2		
<u>16 Amp, 1 lever, 3 way flush mounted switch complete with cover and galvanised box</u>					
<u>Supply rate</u>					
6	16 Amp, 1 lever, 3 way flush mounted switch complete with cover and galvanised box	No	3		
<u>Install rate</u>					
7	16 Amp, 1 lever, 3 way flush mounted switch complete with cover and galvanised box	No	3		
Carried to Summary				R	
Section 7 ELECTRICAL INSTALLATION Bill No. 3 Switches, Sockets and power skirting					
1	2	3			
4	5	6			

16 Amp, 2 lever, 2 way flush mounted switch complete with cover and galvanised box**Supply rate**

- 1 16 Amp, 2 lever, 2 way flush mounted switch complete with cover and galvanised box

No

1

Install rate

- 2 16 Amp, 2 lever, 2 way flush mounted switch complete with cover and galvanised box

No

1

Type ZS 20A "National" type "or similar approved mounted in a weatherproof "York Box" enclosure.**Supply rate**

- 3 Type ZS 20A "National" type "or similar approved mounted in a weatherproof "York Box" enclosure.

No

2

Install rate

- 4 Type ZS 20A "National" type "or similar approved mounted in a weatherproof "York Box" enclosure.

No

2

Switch for 5W Dimmable down lights (Silicon controlled) with 2 lever**Supply rate**

- 5 Switch for 5W Dimmable down lights (Silicon controlled) with 2 lever

No

1

Install rate

- 6 Switch for 5W Dimmable down lights (Silicon controlled) with 2 lever

No

1

16 Amp flush mounted single pole switched socket (3 pin triangular) with 3 pin euro (SANS 164-2) complete with galvanised box**Carried to Summary****R**

Section 7
ELECTRICAL INSTALLATION
Bill No. 3
Switches, Sockets and power skirting

1	2	3
4	5	6

Supply rate

- 1 16 Amp flush mounted single pole switched socket (3 pin triangular) with 3 pin euro (SANS 164-2) complete with galvanised box

No

2

Install rate

- 2 16 Amp flush mounted single pole switched socket (3 pin triangular) with 3 pin euro (SANS 164-2) complete with galvanised box

No

2

16 Amp flush mounted double pole socket (3 pin triangular) with double 3 pin euro (SANS 164-2) complete with galvanised box**Supply rate**

- 3 16 Amp flush mounted double pole socket (3 pin triangular) with double 3 pin euro (SANS 164-2) complete with galvanised box

No

30

Install rate

- 4 16 Amp flush mounted double pole socket (3 pin triangular) with double 3 pin euro (SANS 164-2) complete with galvanised box

No

30

2 Channel PVC power skirting complete with covers, bends, splices and all accessories**Supply rate**

- 5 2 Channel PVC power skirting complete with covers, bends, splices and all accessories

m

15

Install rate

- 6 2 Channel PVC power skirting complete with covers, bends, splices and all accessories

m

15

16 Amp normal single pole switched socket outlets in power skirting including covers and fixing material**Carried to Summary****R**

Section 7
ELECTRICAL INSTALLATION
Bill No. 3
Switches, Sockets and power skirting

1	2	3
4	5	6

Supply rate

- 1 16 Amp normal single pole switched socket outlets in power skirting including covers and fixing material

No

7

Install rate

- 2 16 Amp normal single pole switched socket outlets in power skirting including covers and fixing material

No

7

16 Amp, 3pin normal euro switched socket outlets in power skirting including covers and fixing material**Supply rate**

- 3 16 Amp, 3pin normal euro switched socket outlets in power skirting including covers and fixing material

No

7

Install rate

- 4 16 Amp, 3pin normal euro switched socket outlets in power skirting including covers and fixing material

No

7

Weather Proof Box 2X4 S1**Supply rate**

- 5 Weather Proof Box 2X4 S1

No

2

Install rate

- 6 Weather Proof Box 2X4 S1

No

2

FD4 Pedestal, floor mounting complete with 1x normal plugs 16A, 1x dedicated plugs 16A**Supply rate**

- 7 FD4 Pedestal, floor mounting complete with 1x normal plugs 16A, 1x dedicated plugs 16A

No

1

Install rate

- 8 FD4 Pedestal, floor mounting complete with 1x normal plugs 16A, 1x dedicated plugs 16A

No

1

Carried to Summary**R**

Section 7
ELECTRICAL INSTALLATION
Bill No. 3
Switches, Sockets and power skirting

1	2	3
4	5	6

9 Way cluster unit complete with normal plug, dedicated plug, 2 pin plug, data point and telephone point**Supply rate**

- 1 9 Way cluster unit complete with normal plug, dedicated plug, 2 pin plug, data point and telephone point

No

3

Install rate

- 2 9 Way cluster unit complete with normal plug, dedicated plug, 2 pin plug, data point and telephone point

No

3

Flush mounted 40 Amp 2P isolator complete for Air Conditioning**Supply rate**

- 3 Flush mounted 40 Amp 2P isolator complete for Air Conditioning

No

8

Install rate

- 4 Flush mounted 40 Amp 2P isolator complete for Air Conditioning

No

8

Outdoor, Surface mounted 30 Amp 2P isolator complete for Air Conditioning**Supply rate**

- 5 Outdoor, Surface mounted 30 Amp 2P isolator complete for Air Conditioning

No

8

Install rate

- 6 Outdoor, Surface mounted 30 Amp 2P isolator complete for Air Conditioning

No

8

Flush mounted 30 Amp 2P isolator complete for Hand dryer units**Carried to Summary**

R

Section 7
ELECTRICAL INSTALLATION
Bill No. 3
Switches, Sockets and power skirting

1	2	3
4	5	6

Supply rate

- 1 Flush mounted 30 Amp 2P isolator complete for Hand dryer units

No

3

Install rate

- 2 Flush mounted 30 Amp 2P isolator complete for Hand dryer units

No

3

Flush mounted 20 Amp 2P isolator complete for toilets extractor**Supply rate**

- 3 Flush mounted 20 Amp 2P isolator complete for toilets extractor

No

3

Install rate

- 4 Flush mounted 20 Amp 2P isolator complete for toilets extractor

No

3

Carried to Summary

R

Section 7
ELECTRICAL INSTALLATION
Bill No. 3
Switches, Sockets and power skirting

1	2	3
4	5	6

Section 7

Bill No. 3

Switches, Sockets and power skirting

SUMMARY

Total Brought Forward from Page No.

**Page
No****Amount**

208

209

210

211

212

213

214

Carried Forward to Summary of Section No. 7

R

Section 7

ELECTRICAL INSTALLATION

Bill No. 3

Switches, Sockets and power skirting

1	2	3
4	5	6

Cable terminations**Supply rate**

1	Cable terminations	No	8
---	--------------------	----	---

Install rate

2	Cable terminations	No	8
---	--------------------	----	---

6 mm² 4c PVC SWA Cable with earth wire**Supply rate**

3	6 mm ² 4c PVC SWA Cable with earth wire	m	150
---	--	---	-----

Install rate

4	6 mm ² 4c PVC SWA Cable with earth wire	m	150
---	--	---	-----

Cable terminations**Supply rate**

5	Cable terminations	No	15
---	--------------------	----	----

Install rate

6	Cable terminations	No	15
---	--------------------	----	----

4 mm² 4c PVC SWA Cable with earth wire**Supply rate**

7	4 mm ² 4c PVC SWA Cable with earth wire	m	130
---	--	---	-----

Install rate

8	4 mm ² 4c PVC SWA Cable with earth wire	m	130
---	--	---	-----

Cable terminations**Carried to Summary****R****Section 7****ELECTRICAL INSTALLATION****Bill No. 4****Cable trenching, Cable, Termination, cable labelling and cab**

1	2	3
4	5	6

	<u>Supply rate</u>				
1	Cable terminations	No	13		
	<u>Install rate</u>				
2	Cable terminations	No	13		
	<u>3 x 1,5 mm² PVC insulated</u>				
	<u>Supply rate</u>				
3	3 x 1,5 mm² PVC insulated	m	3 500		
	<u>Install rate</u>				
4	3 x 1,5 mm² PVC insulated	m	3 500		
	<u>1.5 mm² copper earth wire</u>				
	<u>Supply rate</u>				
5	1.5 mm² copper earth wire	m	3 500		
	<u>Install rate</u>				
6	1.5 mm² copper earth wire	m	3 500		
	<u>3 x 2,5 mm² PVC insulated</u>				
	<u>Supply rate</u>				
7	3 x 2,5 mm² PVC insulated	m	2 500		
	<u>Install rate</u>				
8	3 x 2,5 mm² PVC insulated	m	2 500		
	<u>2.5 mm² copper earth wire</u>				
	<u>Supply rate</u>				
9	2.5 mm² copper earth wire	m	2 500		
Carried to Summary				R	
Section 7 ELECTRICAL INSTALLATION Bill No. 4 Cable trenching, Cable, Termination, cable labelling and cab					
1	2	3			
4	5	6			

Section 7
ELECTRICAL INSTALLATION
Bill No. 4
Cable trenching, Cable, Termination, cable labelling and cab

R

Cable warning Tape (320mm Wide)**Supply rate**

1	Cable warning Tape (320mm Wide)	m	255
---	---------------------------------	---	-----

Install rate

2	Cable warning Tape (320mm Wide)	m	255
---	---------------------------------	---	-----

Cable labelling**Supply rate**

3	Cable labelling	Item	
---	-----------------	------	--

Install rate

4	Cable labelling	Item	
---	-----------------	------	--

Trenching (300mm wide X 600mm deep) and backfilling in compacted layers (300mm), including bedding and installation of warning tape above cable.**Supply rate**

5	Trenching (300mm wide X 600mm deep) and backfilling in compacted layers (300mm), including bedding and installation of warning tape above cable.	m	255
---	--	---	-----

Install rate

6	Trenching (300mm wide X 600mm deep) and backfilling in compacted layers (300mm), including bedding and installation of warning tape above cable.	m	255
---	--	---	-----

Carried to Summary**R****Section 7****ELECTRICAL INSTALLATION****Bill No. 4****Cable trenching, Cable, Termination, cable labelling and cab**

1	2	3
4	5	6

Section 7

Bill No. 4

Cable trenching, Cable, Termination, cable labelling and cable warning table

SUMMARY

Total Brought Forward from Page No.

**Page
No****Amount**

216

217

218

219

220

Carried Forward to Summary of Section No. 7

R

Section 7

ELECTRICAL INSTALLATION

Bill No. 4

Cable trenching, Cable, Termination, cable labelling and cab

1	2	3
4	5	6

30 mm Ø galvanised conduit**Supply rate**

1	30 mm Ø galvanised conduit	m	50		
---	----------------------------	---	----	--	--

Install rate

2	30 mm Ø galvanised conduit	m	50		
---	----------------------------	---	----	--	--

50 mm Ø PVC conduit/Kabelflex Sleeve**Supply rate**

3	50 mm Ø PVC conduit/Kabelflex Sleeve	m	128		
---	--------------------------------------	---	-----	--	--

Install rate

4	50 mm Ø PVC conduit/Kabelflex Sleeve	m	128		
---	--------------------------------------	---	-----	--	--

1 & 2 way round conduit box.**Supply rate**

5	1 & 2 way round conduit box.	No	74		
---	------------------------------	----	----	--	--

Install rate

6	1 & 2 way round conduit box.	No	74		
---	------------------------------	----	----	--	--

3 & 4 way round conduit box.**Supply rate**

7	3 & 4 way round conduit box.	No	74		
---	------------------------------	----	----	--	--

Install rate

8	3 & 4 way round conduit box.	No	74		
---	------------------------------	----	----	--	--

Cable Trays: P8000, Wire Mesh and Hangers including (Trunking, Elbows, DB entry, Cabined entry, Tee Joints, other accessories)

Carried to Summary

R

Section 7
ELECTRICAL INSTALLATION
Bill No. 5
Conduit , Sleeves, Bosal, including all accessories such as

1	2	3
4	5	6

Supply rate

- 1 Cable Trays: P8000, Wire Mesh and Hangers including (Trunking, Elbows, DB entry, Cabined entry, Tee Joints, other accessories)

m

20

Install rate

- 2 Cable Trays: P8000, Wire Mesh and Hangers including (Trunking, Elbows, DB entry, Cabined entry, Tee Joints, other accessories)

m

20

Cable Trays: P9000, Wire Mesh and Hangers including (Trunking, Elbows, DB entry, Cabined entry, Tee Joints, other accessories)**Supply rate**

- 3 Cable Trays: P9000, Wire Mesh and Hangers including (Trunking, Elbows, DB entry, Cabined entry, Tee Joints, other accessories)

m

20

Install rate

- 4 Cable Trays: P9000, Wire Mesh and Hangers including (Trunking, Elbows, DB entry, Cabined entry, Tee Joints, other accessories)

m

20

Carried to Summary

R

Section 7**ELECTRICAL INSTALLATION****Bill No. 5****Conduit , Sleeves, Bosal, including all accessories such as**

1	2	3
4	5	6

Section 7

Bill No. 5

Conduit , Sleeves, Bosal, including all accessories such as bends elbows and sad

SUMMARY**Page
No****Amount**

Total Brought Forward from Page No.

222

223

224

Carried Forward to Summary of Section No. 7

R

Section 7

ELECTRICAL INSTALLATION

Bill No. 5

Conduit , Sleeves, Bosal, including all accessories such as

1	2	3
4	5	6

Item No	Quantity	Rate	Amount
SECTION 7			
<u>BILL No. 6</u>			
<u>EARTHING SYSTEM AND LIGHTNING PROTECTION</u>			
<u>Earthing system and Lightning protection</u>			
<u>Earthrods should ideally be spaced approximately 10m intervals and connected to the earth wire to achieve equal potential bonding.1500mm Copper Earthrods/spikes for Equipotential Bonding Links</u>			
<u>Supply rate</u>			
1	Earthrods should ideally be spaced approximately 10m intervals and connected to the earth wire to achieve equal potential bonding.1500mm Copper Earthrods/spikes for Equipotential Bonding Links	No	19
<u>Install rate</u>			
2	Earthrods should ideally be spaced approximately 10m intervals and connected to the earth wire to achieve equal potential bonding.1500mm Copper Earthrods/spikes for Equipotential Bonding Links	No	19
<u>Supply and Install Down Alluminium rod strictly in accordance with the relevant SANS & IEC Specifications. 50mm2 Aluminium Rods</u>			
<u>Supply rate</u>			
3	Supply and Install Down Alluminium rod strictly in accordance with the relevant SANS & IEC Specifications. 50mm2 Aluminium Rods	No	57
Carried to Summary			R
Section 7 ELECTRICAL INSTALLATION Bill No. 6 Earthing system and Lightning protection			
1	2	3	
4	5	6	

Install rate

- 1 Supply and Install Down Aluminium rod strictly in accordance with the relevant SANS & IEC Specifications. 50mm2 Aluminium Rods

No

57

Supply and install Bare Stranded Copper wires in trenches including termination for Equipotential Bonding strictly in accordance with the relevant SANS & IEC Specifications. 50mm2 copper cable

Supply rate

- 2 Supply and install Bare Stranded Copper wires in trenches including termination for Equipotential Bonding strictly in accordance with the relevant SANS & IEC Specifications. 50mm2 copper cable

m

57

Install rate

- 3 Supply and install Bare Stranded Copper wires in trenches including termination for Equipotential Bonding strictly in accordance with the relevant SANS & IEC Specifications. 50mm2 copper cable

m

57

Bonding of water mains-bond the proposed water main to the adjacent down conductor. All water pipes, hand basins, sinks, baths, gutters and rain water pipes shall be bonded.

Supply rate

- 4 Bonding of water mains-bond the proposed water main to the adjacent down conductor. All water pipes, hand basins, sinks, baths, gutters and rain water pipes shall be bonded.

Item

Carried to Summary

R

Section 7**ELECTRICAL INSTALLATION****Bill No. 6****Earthing system and Lightning protection**

1	2	3
4	5	6

Install rate

- 1 Bonding of water mains-bond the proposed water main to the adjacent down conductor. All water pipes, hand basins, sinks, baths, gutters and rain water pipes shall be bonded.

Item

UT1 Boxes (Lighting protection inspection Box)**Supply rate**

- 2 UT1 Boxes (Lighting protection inspection Box)

No

19

Install rate

- 3 UT1 Boxes (Lighting protection inspection Box)

No

19

Cable bonding-all external earth wires and cable armouring from the incoming and outgoing cables will be properly crimped into cable lugs and bolted to their respective earth bars.

Supply rate

- 4 Cable bonding-all external earth wires and cable armouring from the incoming and outgoing cables will be properly crimped into cable lugs and bolted to their respective earth bars.

Item

Install rate

- 5 Cable bonding-all external earth wires and cable armouring from the incoming and outgoing cables will be properly crimped into cable lugs and bolted to their respective earth bars.

Item

Supply and install 1.2m copper coated earth spike at every Distribution Board

Supply rate

- 6 Supply and install 1.2m copper coated earth spike at every Distribution Board

No

4

Carried to Summary

R

Section 7**ELECTRICAL INSTALLATION****Bill No. 6****Earthing system and Lightning protection**

1	2	3
4	5	6

Install rate

- 1 Supply and install 1.2m copper coated earth spike at every Distribution Board

No

4

Trenching (300mm wide X 500mm deep) and backfilling in compacted layers (300mm), including bedding and installation of warning tape above cable.

Supply rate

- 2 Trenching (300mm wide X 500mm deep) and backfilling in compacted layers (300mm), including bedding and installation of warning tape above cable.

m

57

Install rate

- 3 Trenching (300mm wide X 500mm deep) and backfilling in compacted layers (300mm), including bedding and installation of warning tape above cable.

m

57

Carried to Summary

R

Section 7**ELECTRICAL INSTALLATION****Bill No. 6****Earthing system and Lightning protection**

1	2	3
4	5	6

Section 7**Bill No. 6****Earthing system and Lightning protection****SUMMARY**

Total Brought Forward from Page No.

**Page
No****Amount**

226

227

228

229

Carried Forward to Summary of Section No. 7**R****Section 7****ELECTRICAL INSTALLATION****Bill No. 6****Earthing system and Lightning protection**

1	2	3
4	5	6

Item No		Quantity	Rate	Amount
	<u>SECTION 7</u>			
	<u>BILL No. 7</u>			
	<u>ETHERNET NETWORK RETICULATION</u>			
	<u>Ethernet network Reticulation</u>			
	<u>9U Wall Box - Glass Front; Lockable; 2 Posts with L Profiles; 1x Fan; 1x Fixed Shelf</u>			
	<u>Supply rate</u>			
1	9U Wall Box - Glass Front; Lockable; 2 Posts with L Profiles; 1x Fan; 1x Fixed Shelf	No	1	
	<u>Install rate</u>			
2	9U Wall Box - Glass Front; Lockable; 2 Posts with L Profiles; 1x Fan; 1x Fixed Shelf	No	1	
	<u>24 Port Patch Panel</u>			
	<u>Supply rate</u>			
3	24 Port Patch Panel	No	1	
	<u>Install rate</u>			
4	24 Port Patch Panel	No	1	
	<u>24 Port 5500 HP POE Switch</u>			
	<u>Supply rate</u>			
5	24 Port 5500 HP POE Switch	No	1	
	<u>Install rate</u>			
6	24 Port 5500 HP POE Switch	No	1	
	<u>D-Link 24 Port</u>			
Carried to Summary				R
Section 7 ELECTRICAL INSTALLATION Bill No. 7 Ethernet network Reticulation				
1	2	3		
4	5	6		

[illegible]

<u>Install rate</u>					
1	Fibre Optic Cable6	m	100		
<u>RJ45 outlets for data points in power skirting, floor pedestal, 9way cluster unit with cover plates</u>					
<u>Supply rate</u>					
2	RJ45 outlets for data points in power skirting, floor pedestal, 9way cluster unit with cover plates	No	9		
<u>Install rate</u>					
3	RJ45 outlets for data points in power skirting, floor pedestal, 9way cluster unit with cover plates	No	9		
<u>Unifi UAP-AC-Pro dual band 2.4/5GHz n/ac access points</u>					
<u>Supply rate</u>					
4	Unifi UAP-AC-Pro dual band 2.4/5GHz n/ac access points	No	1		
<u>Install rate</u>					
5	Unifi UAP-AC-Pro dual band 2.4/5GHz n/ac access points	No	1		
Carried to Summary					R
Section 7 ELECTRICAL INSTALLATION Bill No. 7 Ethernet network Reticulation					
1	2	3			
4	5	6			

Section 7

Bill No. 7

Ethernet network Reticulation

SUMMARY

Total Brought Forward from Page No.

**Page
No****Amount**

231

232

233

Carried Forward to Summary of Section No. 7

R

Section 7

ELECTRICAL INSTALLATION

Bill No. 7

Ethernet network Reticulation

1	2	3
4	5	6

Item No		Quantity	Rate	Amount
	<u>SECTION 7</u>			
	<u>BILL No. 8</u>			
	<u>ALLOW THE FOLLOWING PROVISIONAL AMOUNTS</u>			
	<u>Allowance for the electrical connection fee for a 100kVA transformer, 3-phase, 400V supply</u>			
	<u>Allowance for the electrical connection fee for a 100kVA transformer, 3-phase, 400V supply</u>			
	<u>Supply and install</u>			
1	Allowance for the electrical connection fee for a 100kVA transformer, 3-phase, 400V supply	Item		110 000.00
Carried Forward to Summary of Section No. 7				R
Section 7 ELECTRICAL INSTALLATION Bill No. 8 Provisional amounts				
1	2	3		
4	5	6		

SUMMARY - ELECTRICAL INSTALLATION**Bill
No**

- | | |
|---|--|
| 1 | Kiosk and distribution board |
| 2 | Light, fittings and all accessories such as poles, holes etc. |
| 3 | Switches, Sockets and power skirting |
| 4 | Cable trenching, Cable, Termination, cable labelling and cable warning table |
| 5 | Conduit , Sleeves, Bosal, including all accessories such as bends elbows and sad |
| 6 | Earthing system and Lightning protection |
| 7 | Ethernet network Reticulation |
| 8 | Provisional amounts |

**Page
No**

203

207

215

221

225

230

234

235

**Amount
R c****Total Carried to Final Summary**

R

Section 7
ELECTRICAL INSTALLATION

1	2	3
4	5	6

Section No		FINAL SUMMARY	Page No	Amount R c
1		PRELIMINARIES	19	
2		SKILLS CENTRE	82	
3		SIMULATION ROOM	119	
4		GATE HOUSE	163	
5		ENTRANCE WALL	172	
6		EXTERNAL WORKS	197	
7		ELECTRICAL INSTALLATION	236	
		Sub-total		R
		<u>Escalation Provision</u>		
		Allow the Budgetary Amount of R1 173 913.04 (One Million One Hundred and Seventy Three Thousand Nine Hundred and Thirteen Rands and Four Cents) NET for fluctuations in cost applicable for 12 months	Item	1 173 913.04
		<u>CONTINGENCY</u>		
		Allow a contingency amount of R 400 000-00 (Four Hundred Thousand Rand Only) to be used as directed by the Principal Agent.	Item	400 000.00
		Sub-total		R
		Add : Value added Tax @ 15%		R