

## BID ADVERTISEMENT FORM

Bid description	SOUTH AFRICAN POLICE SERVICES: VISS TRT – PORTSHEPSTONE : PROCUREMENT OF ALTERNATIVE OFFICE ACCOMMODATION AND PARKING FOR THE LETTABLE OFFICE SPACE OF 1868.75 <sup>sqm</sup> FOR OFFICE AND 432 PARKING BAYS FOR A PERIOD OF 5 YEARS										
Bid number	DBN21/11/03 ( Cost of document R700)										
Name of institution	Public Works										
Tender Type (RFQ/RFP/RFI)	RFQ										
Province / National	National										
The place where goods, works or services are required	PORTSHEPSTONE										
Opening date	Date	2	0	2	1	1	1	1	9	Time	7:30am
Closing date and time	Date	2	0	2	1	1	2	1	3	Time	11:00am
	Postal address				Private Bag X 54315 Durban 4000						
	Physical address				Outside Room 5 , SCM banking hall/ Tender Box Hall, Cnr Dr Pixley KaSeme (West Street) and Samora Machel ( Aliwal Street) in Durban						
	Tel				031-314 7331						
	Fax										
Contact person	Name				Ms. Vhutali Tshivhase						
	email				Vhutali.Tshivhase@dpw.gov.za						
	Tel				031-314 7331 / 083 448 7670						
Where bids should be delivered	Outside Room 5, SCM banking hall / Tender Box Hall, Cnr Dr Pixley KaSeme (West) and Samora Machel ( Aliwal) Street in Durban										
Category (refer to annexure A)	ACCOMMODATION, Leasing										
Sector	ACCOMMODATION, Leasing										
Region	KZN										
Compulsory briefing session/site visit	Yes / No	No									
	Date	n/a									

	<b>Time</b>	n/a
	<b>Venue</b>	n/a
	<b>Link</b>	Tender documents obtainable for free from <a href="http://www.publicworks.gov.za">http://www.publicworks.gov.za</a>

## **ANNEXURE A: COMMODITY CATEGORIES**

- ACCOMMODATION, Leasing of
- AUDIO VISUAL EQUIPMENT
- BUILDING MATERIAL
- CHEMICALS: Agricultural/Forestry/Laboratory/ Water Care
- CLOTHING/TEXTILES
- COMPUTER EQUIPMENT
- COMPUTER SOFTWARE
- ELECTRICAL EQUIPMENT
- ELECTRONIC EQUIPMENT
- FURNITURE
- GENERAL
- MEDICAL
- OFFICE EQUIPMENT: Labour-saving devices
- PERISHABLE PROVISIONS
- STATIONERY/PRINTING
- STEEL
- TIMBER
- VEHICLE (all types)
- WORKSHOP EQUIPMENT

## **SERVICES**

- BUILDING
- CIVIL
- ELECTRICAL
- FUNCTIONAL (including cleaning/security services)
- GENERAL
- MAINTENANCE (Electrical, mechanical equipment and plumbing)
- MECHANICAL
- PROFESSIONAL
- REPAIR AND MAINTENANCE OF VEHICLES

**YOU ARE HEREBY INVITED TO BID TO THE GOVERNMENT OF THE REPUBLIC OF SOUTH AFRICA**

**PLEASE TAKE NOTE**

**BID NUMBER: DBN21/11/03**

**ADVERT DATE: 19 NOVEMBER 2021**

**CLOSING TIME: 11:00**

**CLOSING DATE: 13 DECEMBER 2021**

**BID/QUOTE PRICE: R700.00**

***BIDS RECEIVED AFTER THE CLOSING TIME AND DATE ARE LATE AND WILL, AS A RULE NOT BE ACCEPTED FOR CONSIDERATION***

**The Tax Clearance Certificate for Bid Purposes from the Receiver of Revenue and the DPW-08.LS Form of Offer and Acceptance must be completed and signed in the original that is in ink. Forms with photocopied signatures or other such reproduction of signatures may be rejected.**

**BID DOCUMENTS MAY BE POSTED TO**

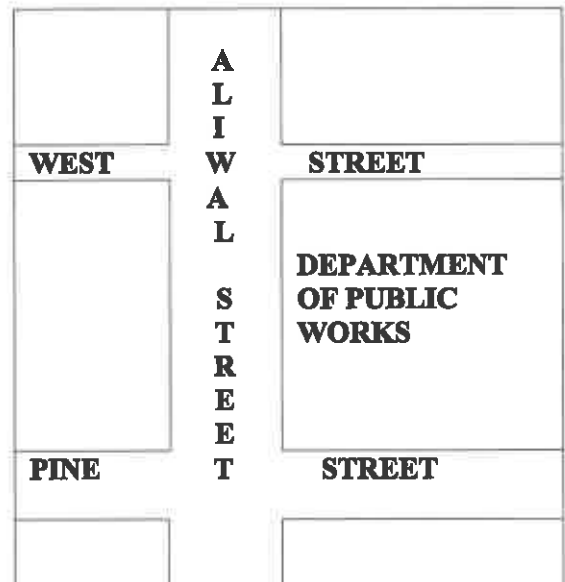
**BID SECTION  
DEPARTMENT OF PUBLIC WORKS  
Private Bag X 54315  
DURBAN  
4000**

**ATTENTION: BID SECTION; ROOM NO. 5  
( ACCESS IMMEDIATELY NEXT TO MAIN ENTRANCE &  
SECURITY CONTROL TO PROCUREMENT BANKING HALL)**

**Bid documents that are posted must reach the Department of Public Works before 11:00 on the closing date of the bid/quote.**

**OR**

**THE BID DOCUMENTS MAY BE DEPOSITED IN A BID BOX  
OUTSIDE ROOM NO. 5 , AT SCM BANKING HALL/TENDER BOX  
HALL, CNR WEST (DR PIXLEY KASEME) AND ALIWAL (SAMORA  
MACHEL) STREETS, DURBAN**



**Technical enquiries: Ms. Vhutali Tshivhase (031-314 7331/ 083 448 7670)**

**Administrative Enquiries: Ms Sibongile Shangase at (031 314 7323) /Ms Senzeni Masondo at (031 314 7078)**

**The Durban Regional Office of the Department of Public Works is open Mondays to Fridays: 07:30 – 12:45 / 13:30 – 16:00.**

**For Tender purchasing cashier's office is open Mondays to Fridays: 07:30 – 12:45/ 13:30 – 14:00.**

**NB.: Late Bids/Quotes will, as a rule will NOT be accepted for consideration.**

***Bidders should ensure that bids are delivered timeously to the correct address.***

**SUBMIT ALL BIDS ON THE OFFICIAL FORMS - DO NOT RETYPE.**

***Bids by telegram, facsimile or other similar apparatus will not be accepted for consideration.***

**SUBMIT EACH BID IN A SEPARATE SEALED ENVELOPE WITH BID/QUOTE NUMBER & CLOSING DATE CLEARLY MARKED.**

**The Government Tender Bulletin is available on the Internet on the following web sites:**

1. <http://www.treasury.gov.za>
  2. <http://www.gov.za/bids/>
- Map DRO Nov 2005

## PA-04 (LS): NOTICE AND INVITATION TO BID

### THE DEPARTMENT OF PUBLIC WORKS INVITES BIDDERS FOR PROVISION OF: OFFICE ACCOMMODATION AND PARKING

<b>Property description:</b>	<b><i>Durban Regional Office: Procurement of alternative office accommodation and parking for South African Police Service VISS and TRT, Port Shepstone for a period of five (5) years</i></b>		
<b>Bid no:</b>	DBN21/11/03		
<b>Advertising date:</b>	19 NOVEMBER 2021	<b>Closing date:</b>	13 DECEMBER 2021
<b>Closing time:</b>	11H00 AM	<b>Validity period:</b>	90 days

Only bidders who are responsive to the following responsiveness criteria are eligible to submit bids:

<input checked="" type="checkbox"/>	Tender offer must be properly received on the tender closing date and time specified on the invitation, fully completed and signed in ink
<input checked="" type="checkbox"/>	The (DPW-08 (LS)): Bid offer must be clearly completed by the bidder, with clear specification of the financial offer in terms of rental and tenant installation allowance offered by the bidder. The offer should be submitted as per the bid questionnaire which forms part of the bid documents.
<input checked="" type="checkbox"/>	Submission of applicable (PA-15.1, PA-15.2, PA-15.3) Resolution by the legal entity, or consortium / joint venture, authorising a dedicated person(s) to sign documents on behalf of the firm / consortium / joint venture.
<input checked="" type="checkbox"/>	The building must be within the geographic boundaries specified in the bid documents
<input checked="" type="checkbox"/>	Submission of (PA-11) Declaration of Interest and Bidder's Past Supply Chain Management Practices.
<input checked="" type="checkbox"/>	Submission of (PA-29): Certificate of Independent Bid Determination
<input checked="" type="checkbox"/>	Submission of other compulsory returnable schedules / documents as per (PA-09 (LS)): List of returnable documents.
<input checked="" type="checkbox"/>	The bidder or owner must attach proof of ownership (Title deed), mandate letter/proof if agent with copy of Title deed and certified copies of ID of the owner, or purchase/sale agreement with copy of Title deed and certified copies of ID of the owner if buyer
<input checked="" type="checkbox"/>	Registration on National Treasury's Central Supplier Database (CSD)
<input checked="" type="checkbox"/>	Use of correction fluid is prohibited
<input type="checkbox"/>	Compliance to local Production and Content requirements
<input checked="" type="checkbox"/>	Submission of a letter signed by a suitable SACAP registered Architectural Professional as per South African Property Owners Association (SAPOA) method confirming the required lettable space of 1868.75sqm and 434 under cover parking bays as well as the grading certificate
<input checked="" type="checkbox"/>	Submission of original BBBEE certificate/ sworn affidavit attested by Commissioner of Oath / certified copy/ a copy of South African National Accreditation system ( SANAS) approved BBBEE Certificate, valid at the time of closing.( Subject to verification)
<input checked="" type="checkbox"/>	Submission of Zoning Certificate issued by the relevant local Municipality confirming the property can accommodate the nature of the service required.

**Tenderer must comply with the Pre-qualification criteria for Preferential Procurement listed below**

<input checked="" type="checkbox"/>	<b>Category A</b> - refers to segment where a property is owned by an enterprise(s)/ individual(s) which are not less than:
-------------------------------------	---



## Notice and Invitation to Bid: PA-04 (LS)

	<ul style="list-style-type: none"> <li>a. 51% Black-ownership</li> <li>b. 51% Black-management</li> <li>c. 51% Black controlled ; and</li> <li>d. With a B-BBEE certificate status level 4 or above assessed in terms of the Property Sector codes</li> </ul>
<input checked="" type="checkbox"/>	<b>Category B</b> – refers to a segment where a property is owned by an enterprise(s)/ individual(s) which have not less than : <ul style="list-style-type: none"> <li>a. 20% Black- ownership;</li> <li>b. 20% Black management</li> <li>c. 20% Black Controlled ; and</li> <li>d. With a B-BBEE certificate status level 4 or above assessed in terms of the Property Sector Codes</li> </ul>
<input checked="" type="checkbox"/>	<b>Category C</b> – refers to a segment where a property is owned by an enterprise(s)/ individual(s) with less than <ul style="list-style-type: none"> <li>a. 20% Black- ownership;</li> <li>b. 20% Black management</li> <li>c. 20% Black Controlled ; and</li> <li>d. With a B-BBEE certificate status level 4 or above assessed in terms of the Property Sector Codes</li> </ul>
<input type="checkbox"/>	<b>Category D</b> – refers to property funds listed on the Stock Exchange : <ul style="list-style-type: none"> <li>a. That qualify as listed property funds or real estate investment trusts (REITS);</li> <li>b. That have ownership by black individuals or black entities of more than 10% but less than 51% ; and</li> <li>c. That are managed by property asset management entities with not less than 51% Black ownership ; 51% Black management and 51% Black control</li> </ul>

This bid will be evaluated according to the preferential procurement model in the PPPFA: *(Tick applicable preference point scoring system)*

<input checked="" type="checkbox"/> <b>80/20 Preference points scoring system</b>	<input type="checkbox"/> <b>90/10 Preference points scoring system</b>	<input type="checkbox"/> <b>Either 80/20 or 90/10 Preference points scoring system</b>
---	--	--

<b>Price:</b>	
Price:	80 % of 100
<b>Total must equal:</b>	<b>100%</b>

<b>Functionality:</b>	
Functionality:	100%
Minimum Functionality Score	50 %
<b>Total must equal:</b>	<b>100%</b>

Minimum functionality score to qualify for further evaluation: 50



Functionality criteria: <sup>1</sup>	Weighting factor:
<b>FUNCTIONALITY FOR EXISTING BUILDING</b> • Location (Port shepstone)  Geographical location Industrial = 5 points CBD periphery = 3 points	25
<b>FUNCTIONALITY FOR EXISTING BUILDING</b> • Accessibility(Port shepstone Police Station as point of reference)  0 km to 6 km = 5 points 6,1 km to 10 km= 3 points 10,1 km to 15 km = 1 points Above 15,1 km= 0 points	25
<b>FUNCTIONALITY FOR EXISTING BUILDING</b> • Accessibility The premises must comply with the South African National Standards SANS10400, Occupational Health and Standards Act and approved by South African Bureau of Standards (SABS) with the facilities for physically challenged  For a multi storey building Ramp and lift, Parking plus Ablution (Including paraplegic) = 5 points Ramp and lift plus Parking(Including paraplegic) = 4 points Ramp and lift plus Ablutions (Including paraplegic) = 3 points Ramp and lift= 2 points  For a single storey building Ramp , Parking plus Ablution (Including paraplegic) = 5 points Ramp plus Parking (Including paraplegic) = 4 points Ramp plus Ablutions (Including paraplegic) = 3 points Ramp = 2 points	15
<b>FUNCTIONALITY FOR EXISTING BUILDING</b> • Building Specification  Stand alone = 5 points Ground floor on multi-tenant with separate entrance = 0 points In between floors = 0 points	10
<b>FUNCTIONALITY FOR EXISTING BUILDING</b> • Sultability (security)  Burglar proofing (windows and doors) and fencing = 5 points Burglar proofing (windows and doors)= 3 points No burglar proofing (windows and doors) and no fencing= 0 points	15
<b>FUNCTIONALITY FOR EXISTING BUILDING</b> • Energy efficiency  Sensor light, LED bulbs and standby Generator = 5 points Sensor lights and standby Generator= 4 points LED bulbs and standby Generator = 4 points Sensor light and LED bulbs(no standby generator) = 0 points	10
<b>Total</b>	<b>100 Points</b>

<sup>1</sup> The points allocated to each functionality criterion should not be generic but should be determined separately for each tender on a case by case basis.

#### ADDITIONAL COMMENTS

**The tender briefing meeting is not applicable due to COVID 19 restrictions**

**Before award the following should be noted:**

**•Bidders to provide draft sketch building plans confirming the required space and norms, signed by a suitable SACAP registered Architectural Professional as per South African Property Owners Association (SAPOA) method of calculation clearly stipulating the required lettable space of 1868.75 sqm and 434 parking bays( 402 parking bays including 2 wash bays to be on ground level and the 32 parking bays to be secured undercover and can be on any level)**

**•Bidders to pay special attention to the required parking requirements which includes substandard vehicles and holsts.**

**•The building must comply with the aspects of South African National Standards SANS 10400 and SANS 204 (Energy efficiency) regulation.**

**•The building must comply with Covid 19 regulations.**

**•The building must comply with Occupational Health and Safety Act no 85 of 1993 with Regulations**

**•Tenant installation to existing building must be approved by the Local Municipality prior to construction but after the award.**

**•The escalation offered by the bidder should not exceed six (6) percent per annum.**

**•Bidders to ensure compliance with the Local Municipality by-laws.**

Subject to sub-regulation 6(2) and /or 7 (2), points must be awarded to a tenderer for attaining B-BBEE status level contributor in accordance with the table below:

B-BBEE Status Level of Contributor	Number of Points (90/10 system)	Number of Points (80/20 system)
1	10	20
2	9	18
3	6	14
4	5	12
5	4	8
6	3	6
7	2	4
8	1	2
Non-compliant contributor	0	0

- A maximum of 10/20 points may be allocated in accordance with sub-regulation 7(2) and 6(2) respectively of the PPPFA Regulations of 2017.
- The points scored by a tenderer in respect of the level of BBEE contribution contemplated in sub regulation 6 (2) and 7(2) must be added to the points scored for price as calculated in accordance with sub regulation 6 (1) and 7 (1) respectively
- Subject to regulation 7, the contract must be awarded to the tenderer who scores the highest total number of points.
- A contract may be awarded to a tenderer that did not score the highest total number of points, only in accordance with section 2 (1) (f) of the Act.

## Notice and Invitation to Bid: PA-04 (LS)

### 1. COLLECTION OF BID DOCUMENTS:

- ☒ Bid documents may be collected during working hours at the following address No 234 Dr Pixley Kaseme street, Durban, 4000
- ☒ A non-refundable bid deposit of R 700.00 payable, (Cash only) is required on collection of the bid documents.
- ☐ A *non-compulsory* pre bid meeting with representatives of the Department of Public Works will take place at *N/A* on starting at *N/A*. Venue . (if applicable)

### 2. ENQUIRIES RELATED TO BID DOCUMENTS MAY BE ADDRESSED TO:

Contact person:	Ms Vhutali Tshlvhase	Telephone no:	031 314 7331
Cell no:	083 448 7670	Fax no:	
E-mail:	Vhutali.tshlvhase@dpw.gov.za		

### 3. DEPOSIT / RETURN OF BID DOCUMENTS:

- 3.1. Telegraphic, telephonic, telex, facsimile, electronic and / or late tenders will not be accepted.
- 3.2. Requirements for sealing, addressing, delivery, opening and assessment of tenders are stated in the bid document.
- 3.3. All tenders must be submitted on the official forms – (not to be re-typed).

<p><b>BID DOCUMENTS MAY BE POSTED TO:</b></p> <p>THE DIRECTOR -GENERAL DEPARTMENT OF PUBLIC WORKS PRIVATE BAG X 54315 <i>Durban</i> <i>4000</i></p> <p>ATTENTION: PROCUREMENT SECTION: ROOM 5</p> <p><b>POSTED TENDERS MUST BE RECEIVED PRIOR CLOSING DATE AND TIME AT 11H00 BY THE DEPARTMENT</b></p>	OR	<p><b>DEPOSITED IN THE TENDER BOX AT:</b></p> <p><i>Department of Public Works</i> <i>Old Government Building</i> <i>234 Dr Pixley Kaseme Street</i> <i>Durban</i></p>
--	----	--

### 4. COMPILED BY:

Tshlvhase Vhutali		17/11/2021
Name of Property Manager	Signature	Date





## PA-09 (LS): LIST OF RETURNABLE DOCUMENTS

<b>Property description:</b>	<b>Durban Regional Office: Procurement of alternative office accommodation and parking for South African Police Service VISS and TRT, Port Shepstone for a period of five (5) years</b>		
<b>Property Manager:</b>	Ms Vhuthali Tshivhase	<b>Bid / Quote no:</b>	DBN21/11/03
<b>Receipt Number:</b>			

### 1. THE BIDDER MUST COMPLETE THE FOLLOWING RETURNABLE DOCUMENTS:

(Bidders may use the "Returnable document" column to confirm documents have been completed and returned by inserting a tick)

<b>Bid Document Name:</b>	<b>Number of Pages:</b>	<b>Returnable document:</b>
PA-04 (LS): Notice and Invitation to bid	5 Pages	<input type="checkbox"/>
PA-09 (LS) List of returnable documents	2 Pages	<input type="checkbox"/>
Bid Offer: DPW- 08.3 (LS) Bid offer - Office accommodation various options based on BEE percentage	6 Pages	<input type="checkbox"/>
PA-11: Declaration of interest and bidder's past supply chain management practices	4 Pages	<input type="checkbox"/>
PA-15.1: Resolution of Board of Directors	2 Pages	<input type="checkbox"/>
PA-15.2: Resolution of board of Directors to enter into consortia or joint ventures	2 Pages	<input type="checkbox"/>
PA-15.3: Special resolution of consortia or joint ventures	3 Pages	<input type="checkbox"/>
PA-29: Certification of independent bid determination	4 Pages	<input type="checkbox"/>
Preference points claim in terms of the preferential procurement regulations 2011 (PA-16) Submission of BEE Certificate	6 Pages	<input type="checkbox"/>
PA -10 General condition of contract ( GCC)	10 Pages	<input type="checkbox"/>
PA-10 (LS): Important conditions of Bid	1 Pages	<input type="checkbox"/>
DPW-11.1(LS): Specification on minimum requirements -office accommodation	3 Pages	<input type="checkbox"/>
DPW-08.4(LS/EP) Bid offer - EPWP/NYS on leasing tenant installations. (TI)	1 Pages	<input type="checkbox"/>
DPW-12 (LS):Compliance with all the acts,Regulations and By-Laws governing the built environment certificate	1 Pages	<input type="checkbox"/>
PA40 Declaration of designated groups for preferential procurement	2 Pages	<input type="checkbox"/>
Copy of Lease Agreement	28 Pages	<input type="checkbox"/>
Submission of signed scope of requirements	5 Pages	<input type="checkbox"/>
Norm document and client specification	63 Pages	<input type="checkbox"/>
Written undertaking by the bidder to comply with all tenant installations requirements as per client's specifications	1 Pages	<input type="checkbox"/>
Submission of appropriate zoning certificate	Pages	<input type="checkbox"/>
Certified copy of B-BBEE certificate from an accredited agency	Pages	<input type="checkbox"/>
Registration on National Treasury's Central Supplier Database (CSD)	Pages	<input type="checkbox"/>
Proof of ownership/Tittle Deeds/Valid sale agreement	Pages	<input type="checkbox"/>



	Pages	<input type="checkbox"/>
	Pages	<input type="checkbox"/>

Name of Bidder	Signature	Date

## DPW – 08.3 (LS): BID OFFER – OFFICE ACCOMMODATION VARIOUS OPTIONS BASED ON BEE PERCENTAGE

<b>Bid no:</b>	DBN21/11/03	<b>Closing date:</b>	13 DECEMBER 2021
<b>Advertising date:</b>	19 NOVEMBER 2021	<b>Validity period:</b>	90 days

### 1. ACCOMMODATION PARTICULARS

<b>Name of Company</b>	
<b>BEE shareholding % in Company owning property offered. Provide relevant certified documents, i.e. (Members register, CK1/ CK2)</b>	%
<b>Erf no. / Name and address of building</b>	
<b>Title Deed Number of property offered (Provide certified copy of the Title Deed)</b>	
<b>Market value / Municipal valuation of building</b>	m <sup>2</sup>
<b>Gross floor area of accommodation</b>	
<b>Date accommodation may be used</b>	
<b>Commencement date of lease</b>	
<b>Lease period</b>	years
<b>Option period</b>	years
<b>Value Added Tax Number</b>	

### A. FIRST OFFER: 0 – 2 YEAR LEASE (COMPULSORY FOR ALL BIDDERS)

	Offices	Stores	Parking
<b>Lettable area</b>	m <sup>2</sup>	m <sup>2</sup>	
<b>Parking bays</b>			
<b>Rental per month</b>	R	R	R
<b>VAT per month</b>	R	R	R
<b>Total per month</b>	R	R	R

<b>Tariffs</b>	R /m <sup>2</sup>	R /m <sup>2</sup>	R / bay
<b>VAT</b>	R /m <sup>2</sup>	R /m <sup>2</sup>	R /bay
<b>Total (1)</b>	R /m <sup>2</sup>	R /m <sup>2</sup>	R /bay
<b>Escalation rate</b>	%	%	%

<b>Operating Costs (Provide details on what costs entail)</b>	R		
<b>VAT</b>	R		
<b>Total (2)</b>	R		
<b>Escalation rate</b>	%	%	
<b>Total (1+2)</b>	R		R / bay

Minimum of R350/m2 (VAT excl.) for Tenant Installation (T.I.) excluding electrical/ mechanical/ structural items, which are Landlord's responsibility as well as providing certificates of compliance.	R	R	
--	---	---	--

## 2. RESPONSIBILITIES

Note: The state is not prepared to accept responsibility for services or costs involved within grey coloured columns. *(Indicate where applicable)*

2.1. Services	State	Lessor	Estimated cost per month
2.1.1. Water consumption			
2.1.2. Electricity consumption			
2.1.3. Sanitary services			
2.1.4. Refuse removal			
2.1.5. Domestic cleaning service			
2.1.6. Consumable Supplies			

2.2. Maintenance	State	Lessor	Estimated cost per month
2.2.1. Internal maintenance			
2.2.2. External			
2.2.3. Garden (If applicable)			
2.2.4. Air conditioning			
2.2.5. Lifts			
2.2.6. Floor covering: normal wear			

2.3. Rates and Insurance	State	Lessor	Estimated cost per month
2.3.1. Municipal rates & Increases			
2.3.2. Insurance & Increases			
2.3.3. ASRIA Insurance + Increase			

2.4. Other Responsibilities	State	Lessor	Estimated cost per month
2.4.1. Contract costs			
2.4.2. Stamp duty			
2.4.3. Fire fighting equipment			
2.4.4. Cost of alterations			

*Note: State is not prepared to accept responsibility for costs involved within grey coloured columns*

**B. FIRST OFFER: 3 – 6 YEAR LEASE (BIDDERS WITH 51 % – 60 % BEE)**

	Offices	Stores	Parking
<b>Lettable area</b>	m <sup>2</sup>	m <sup>2</sup>	
<b>Parking bays</b>			
<b>Rental per month</b>	R	R	
<b>VAT per month</b>	R	R	R
<b>Total per month</b>	R	R	R

<b>Tariffs</b>	R /m <sup>2</sup>	R /m <sup>2</sup>	R /bay
<b>VAT</b>	R /m <sup>2</sup>	R /m <sup>2</sup>	R /bay
<b>Total (1)</b>	R /m <sup>2</sup>	R /m <sup>2</sup>	R /bay
<b>Escalation rate</b>	%	%	%

<b>Operating Costs (Provide details on what costs entail)</b>	R /m <sup>2</sup>	R /m <sup>2</sup>	
<b>VAT</b>	R /m <sup>2</sup>	R /m <sup>2</sup>	
<b>Total (2)</b>	R /m <sup>2</sup>	R /m <sup>2</sup>	
<b>Escalation rate</b>	Same as above		
<b>Total (1+2)</b>	R /m <sup>2</sup>	R /m <sup>2</sup>	R /bay

Minimum of R350/m <sup>2</sup> (VAT excl.) for T.I. excluding electrical/ mechanical/ structural items, which are Landlord's responsibility as well as providing certificates of compliance.	R	R	
--	---	---	--

**3. RESPONSIBILITIES**

Note: The state is not prepared to accept responsibility for services or costs involved within grey coloured columns. *(Indicate where applicable)*

3.1. Services	State	Lessor	Estimated cost per month
3.1.1. Water consumption			
3.1.2. Electricity consumption			
3.1.3. Sanitary services			
3.1.4. Refuse removal			
3.1.5. Domestic cleaning service			
3.1.6. Consumable Supplies			

3.2. Maintenance	State	Lessor	Estimated cost per month
3.2.1. Internal maintenance			
3.2.2. External			
3.2.3. Garden (If applicable)			
3.2.4. Air conditioning			
3.2.5. Lifts			
3.2.6. Floor covering: normal wear			

3.3. Rates and Insurance	State	Lessor	Estimated cost per month
3.3.1. Municipal rates & Increases			
3.3.2. Insurance & Increases			
3.3.3. SASRIA Insurance + Increase			

3.4. Other Responsibilities	State	Lessor	Estimated cost per month
3.4.1. Contract costs			
3.4.2. Stamp duty			
3.4.3. Fire fighting equipment			
3.4.4. Cost of alterations			

*Note: State is not prepared to accept responsibility for costs involved within gray coloured columns*

**C. FIRST OFFER: 7 – 10 YEAR LEASE (BIDDERS WITH 61 % – 100 % BEE )**

	Offices	Stores	Parking
Lettable area	m <sup>2</sup>	m <sup>2</sup>	
Parking bays			
Rental per month	R		R
VAT per month	R		R
Total per month	R		R

Tariffs	R /m <sup>2</sup>	R /m <sup>2</sup>	R /bay
VAT	R /m <sup>2</sup>	R /m <sup>2</sup>	R /bay
Total (1)	R /m <sup>2</sup>	R /m <sup>2</sup>	R /bay
Escalation rate	%	%	%

<b>Operating Costs (Provide details on what costs entail)</b>	R /m <sup>2</sup>	R /m <sup>2</sup>	R /bay
<b>VAT</b>	R /m <sup>2</sup>	R /m <sup>2</sup>	R /bay
<b>Total (2)</b>	R /m <sup>2</sup>	R /m <sup>2</sup>	R /bay
<b>Escalation rate</b>			
<b>Total (1+2)</b>	R /m <sup>2</sup>	R /m <sup>2</sup>	R each/bay
Minimum of R450/m <sup>2</sup> (VAT excl.) for T.I. excluding electrical/ mechanical/ structural items, which are Landlord's responsibility as well as providing certificates of compliance.			
	R	R	

#### 4. RESPONSIBILITIES

Note: The state is not prepared to accept responsibility for services or costs involved within grey coloured columns. *(Indicate where applicable)*

<b>4.1. Services</b>	<b>State</b>	<b>Lessor</b>	<b>Estimated cost per month</b>
4.1.1. Water consumption			
4.1.2. Electricity consumption			
4.1.3. Sanitary services			
4.1.4. Refuse removal			
4.1.5. Domestic cleaning service			
4.1.6. Consumable Supplies			
<b>4.2. Maintenance</b>	<b>State</b>	<b>Lessor</b>	<b>Estimated cost per month</b>
4.2.1. Internal maintenance			
4.2.2. External			
4.2.3. Garden (If applicable)			
4.2.4. Air conditioning			
4.2.5. Lifts			
4.2.6. Floor covering: normal wear			
<b>4.3. Rates and Insurance</b>	<b>State</b>	<b>Lessor</b>	<b>Estimated cost per month</b>
4.3.1. Municipal rates & Increases			
4.3.2. Insurance & Increases			
4.3.3. SASRIA Insurance & Increases			



4.4. Other Responsibilities	State	Lessor	Estimated cost per month
4.4.1. Contract costs			
4.4.2. Stamp duty			
4.4.3. Fire fighting equipment			
4.4.4. Cost of alterations			

*Note: State is not prepared to accept responsibility for costs involved within grey coloured columns*

Does the building comply with the National Building Regulations?	Yes <input type="checkbox"/> No <input type="checkbox"/>
--	--

**5. NATIONAL BUILDING REGULATIONS:**

Electricity Compliance Certificate	Yes <input type="checkbox"/> No <input type="checkbox"/>
Fire Regulation	Yes <input type="checkbox"/> No <input type="checkbox"/>
Accessibility Regulation	Yes <input type="checkbox"/> No <input type="checkbox"/>
Health and Safety Regulation	Yes <input type="checkbox"/> No <input type="checkbox"/>

**6. PARTICULARS FOR PAYMENT OF RENTAL:**

Person/Organisation to whom cheque must be issued	
Postal address	
Telephone no.	
Cell. No.	
e-mail address	

**7. INCOME TAX REFERENCE NUMBER:**

INCOME TAX REFERENCE NUMBER (in terms of Section 69 of the Income Tax Act, 1962 (Act 58 of 1962) as amended)	
--	--

Signature of Owner / Duly Authorised Representative	Date





## PA-11: DECLARATION OF INTEREST AND BIDDER'S PAST SUPPLY CHAIN MANAGEMENT PRACTICES

Failure to complete this form in full and signed by the duly authorized person, as indicated on PA-15.1 or PA-15.3, shall render the tender non-responsive and will be removed from any and all further contention.

<b>Project title:</b>	<i>Durban Regional Office: Procurement of alternative office accommodation and parking for South African Police Service VISS and TRT, Port Shepstone for a period of five (5) years</i>		
<b>Bld no:</b>	<i>DBN21/11/03</i>	<b>Reference no:</b>	<i>24/2/1/2/10/6307/250</i>

The following particulars must be furnished. In the case of a joint venture, separate declarations in respect of each partner must be completed and submitted.

### 1. CIDB REGISTRATION NUMBER (if applicable)

--

2. Any legal person, including persons employed by the State<sup>1</sup>; or persons having a kinship with persons employed by the state, including a blood relationship, may make an offer or offers in terms of this invitation to bid (Includes a price quotation, advertised competitive bid, limited bid or proposal). In view of possible allegations of favouritism, should the resulting bid, or part thereof, be awarded to persons employed by the state, or to persons connected with or related to them, it is required that the bidder or his/her authorised representative declare his/her position in relation to the evaluating/adjudicating authority and/or take an oath declaring his/her interest, where:

- The bidder is employed by the state; and/or
- The legal person on whose behalf the bidding document is signed, has a relationship with persons/a person who are/is involved in the evaluation and or adjudication of the bid(s), or where it is known that such a relationship exists between the person or persons for or on whose behalf the declarant acts and persons who are involved with the evaluation and or adjudication of the bid.

3. In order to give effect to the above, the following questionnaire must be completed and submitted with the bid.

3.1 Full Name of bidder or his or her representative: .....

3.2 Identity number:.....

3.3 Position occupied in the Company (director, trustees, shareholder<sup>2</sup> ect .....

3.4 Company Registration Number: .....

3.5 Tax Reference umber:.....

3.6 VAT Registration Number: .....

- 3.6.1 The names of all directors / trustees / shareholders / members, their individual identity numbers, tax reference numbers and, if applicable, employee / persal numbers must be indicated in paragraph 3 below.

<sup>1</sup> "State" means –

- (a) any national or provincial department, national or provincial public entity or constitutional institution within the meaning of the Public Finance Management Act, 1999 (Act No. 1 of 1999);
- (b) any municipality or municipal entity;
- (c) provincial legislature;
- (d) national Assembly or the national Council of provinces; or
- (e) Parliament.

<sup>2</sup> "Shareholder" means –

- (a) a person who owns shares in the company and is actively involved in the management of the enterprise or business and exercise control over the enterprise

3.7 Are you or any person connected with the bidder presently employed by the state?

☐ YES ☐ NO

3.7.1 If so, furnish the following particulars:

Name of person / director /trustees/shareholder/ member:.....

Name of state institution at which you or the person is connected to the bidder is employed .....

Position occupied in the state institution:.....

Any other particulars:

.....  
.....

3.8 Did you or your spouse, or any of the company's directors / trustees/shareholders / members or their spouses conduct business with the state in the previous twelve months?

☐ YES ☐ NO

3.8.1 If so, furnish particulars:.....

.....

3.9 Do you, or any person connected with the bidder, have any relationship (family, friend, other) with a person employed by the state and who may be involved with the evaluation and or adjudication of this bid?

☐ YES ☐ NO

3.9.1 If so, furnish particulars.

.....  
.....

3.10 Are you, or any person connected with the bidder, aware of any relationship (family, friend, other)



between the bidder and any person employed by the state who may be involved with the evaluation and or adjudication of this bid? ☐ YES ☐ NO

3.10.1 If so, furnish particulars.

.....  
 .....

3.11 Do you or any of the directors /trustees/shareholders/ members of the company have any interest in any other related companies whether or not they are bidding for this contract? ☐ YES ☐ NO

3.11.1 If so, furnish particulars:

.....  
 .....

#### 4. Full details of directors / trustees / members / shareholders.

Full Name	Identity Number	Personal Tax Reference Number	State Employee Number / Persal Number

#### 5. DECLARATION OF TENDERER / BIDDER'S PAST SUPPLY CHAIN MANAGEMENT PRACTICES

5.1	Is the tenderer / bidder or any of its directors listed on the National Treasury's database as companies or persons prohibited from doing business with the public sector? (Companies or persons who are listed on this database were informed in writing of this restriction by the National Treasury after the audi alteram partem rule was applied).	<input type="checkbox"/> Yes	<input type="checkbox"/> No
-----	--	------------------------------	-----------------------------



5.2	If so, furnish particulars:		
5.3	Is the tenderer / bidder or any of its directors listed on the Register for Tender Defaulters in terms of section 29 of the Prevention and Combating of Corrupt Activities Act (No 12 of 2004)? To access this Register enter the National Treasury's website, <a href="http://www.treasury.gov.za">www.treasury.gov.za</a> , click on the icon "Register for Tender Defaulters" or submit your written request for a hard copy of the Register to facsimile number (012) 3265445.	<input type="checkbox"/> Yes	<input type="checkbox"/> No
5.4	If so, furnish particulars:		
5.5	Was the tenderer / bidder or any of its directors convicted by a court of law (including a court outside of the Republic of South Africa) for fraud or corruption during the past five years?	<input type="checkbox"/> Yes	<input type="checkbox"/> No
5.6	If so, furnish particulars:		
5.7	Was any contract between the tenderer / bidder and any organ of state terminated during the past five years on account of failure to perform on or comply with the contract?	<input type="checkbox"/> Yes	<input type="checkbox"/> No
5.8	If so, furnish particulars:		

## 6. CERTIFICATION

I the undersigned (full name) \_\_\_\_\_ certify that the information furnished on this declaration form is true and correct.

I accept that, in addition to cancellation of a contract, action may be taken against me should this declaration prove to be false.

Name of Tenderer / bidder	Signature	Date	Position

This form has been aligned with SBD4 and SBD 8

## PA-15.1: RESOLUTION OF BOARD OF DIRECTORS

**RESOLUTION** of a meeting of the Board of \*Directors / Members / Partners of:

\_\_\_\_\_ (legally correct full name and registration number, if applicable, of the Enterprise)

Held at \_\_\_\_\_ (place)

on \_\_\_\_\_ (date)

**RESOLVED** that:

- The Enterprise submits a Bid / Tender to the Department of Public Works in respect of the following project:

\_\_\_\_\_ (project description as per Bid / Tender Document)

Bid / Tender Number: \_\_\_\_\_ (Bid / Tender Number as per Bid / Tender Document)

- \*Mr/Mrs/Ms: \_\_\_\_\_

In \*his/her Capacity as: \_\_\_\_\_ (Position in the Enterprise)

and who will sign as follows: \_\_\_\_\_

be, and is hereby, authorised to sign the Bid / Tender, and any and all other documents and/or correspondence in connection with and relating to the Bid / Tender, as well as to sign any Contract, and any and all documentation, resulting from the award of the Bid / Tender to the Enterprise mentioned above.

	Name	Capacity	Signature
1			
2			
3			
4			
5			
6			
7			
8			
9			
10			
11			
12			
13			
14			



15			
16			
17			
18			
19			
20			

*The bidding enterprise hereby absolves the Department of Public Works from any liability whatsoever that may arise as a result of this document being signed.*

**Note:**

1. \* Delete which is not applicable.
2. NB: This resolution must, where possible, be signed by all the Directors / Members / Partners of the Bidding Enterprise.
3. In the event that paragraph 2 cannot be complied with, the resolution must be signed by Directors / Members / Partners holding a majority of the shares / ownership of the Bidding Enterprise (attach proof of shareholding / ownership hereto).
4. Directors / Members / Partners of the Bidding Enterprise may alternatively appoint a person to sign this document on behalf of the Bidding Enterprise, which person must be so authorized by way of a duly completed power of attorney, signed by the Directors / Members / Partners holding a majority of the shares / ownership of the Bidding Enterprise (proof of shareholding / ownership and power of attorney are to be attached hereto).
5. Should the number of Directors / Members / Partners exceed the space available above, additional names and signatures must be supplied on a separate page.

**ENTERPRISE STAMP**



## PA-15.2: RESOLUTION OF BOARD OF DIRECTORS TO ENTER INTO CONSORTIA OR JOINT VENTURES

**RESOLUTION** of a meeting of the Board of \*Directors / Members / Partners of:

\_\_\_\_\_

\_\_\_\_\_

*(Legally correct full name and registration number, if applicable, of the Enterprise)*

Held at \_\_\_\_\_ *(place)*

on \_\_\_\_\_ *(date)*

**RESOLVED** that:

1. The Enterprise submits a Bid /Tender, in consortium/Joint Venture with the following Enterprises:

\_\_\_\_\_

\_\_\_\_\_

*(List all the legally correct full names and registration numbers, if applicable, of the Enterprises forming the Consortium/Joint Venture)*

to the Department of Public Works in respect of the following project:

\_\_\_\_\_

\_\_\_\_\_

*(Project description as per Bid /Tender Document)*

Bid / Tender Number: \_\_\_\_\_ *(Bid / Tender Number as per Bid / Tender Document)*

2. \*Mr/Mrs/Ms: \_\_\_\_\_

in \*his/her Capacity as: \_\_\_\_\_ *(Position in the Enterprise)*

and who will sign as follows: \_\_\_\_\_

be, and is hereby, authorised to sign a consortium/joint venture agreement with the parties listed under item 1 above, and any and all other documents and/or correspondence in connection with and relating to the consortium/joint venture, in respect of the project described under item 1 above.

3. The Enterprise accepts joint and several liability with the parties listed under item 1 above for the due fulfilment of the obligations of the joint venture deriving from, and in any way connected with, the Contract to be entered into with the Department in respect of the project described under item 1 above.
4. The Enterprise chooses as its *domicilium citandi et executandi* for all purposes arising from this joint venture agreement and the Contract with the Department in respect of the project under Item 1 above:

Physical address: \_\_\_\_\_

\_\_\_\_\_

\_\_\_\_\_

\_\_\_\_\_ *(code)*



Postal Address: \_\_\_\_\_

\_\_\_\_\_

\_\_\_\_\_

\_\_\_\_\_ (code)

Telephone number: \_\_\_\_\_

Fax number: \_\_\_\_\_

	Name	Capacity	Signature
1			
2			
3			
4			
5			
6			
7			
8			
9			
10			
11			
12			
13			
14			
15			

*The bidding enterprise hereby absolves the Department of Public Works from any liability whatsoever that may arise as a result of this document being signed*

**Note:**

1. \* Delete which is not applicable.
2. NB: This resolution must, where possible, be signed by all the Directors / Members / Partners of the Bidding Enterprise.
3. In the event that paragraph 2 cannot be complied with, the resolution must be signed by Directors / Members / Partners holding a majority of the shares / ownership of the Bidding Enterprise (attach proof of shareholding / ownership hereto).
4. Directors / Members / Partners of the Bidding Enterprise may alternatively appoint a person to sign this document on behalf of the Bidding Enterprise, which person must be so authorized by way of a duly completed power of attorney, signed by the Directors / Members / Partners holding a majority of the shares / ownership of the Bidding Enterprise (proof of shareholding / ownership and power of attorney are to be attached hereto).
5. Should the number of Directors / Members / Partners exceed the space available above, additional names and signatures must be supplied on a separate page.

**ENTERPRISE STAMP**





## PA-15.3: SPECIAL RESOLUTION OF CONSORTIA OR JOINT VENTURES

**RESOLUTION** of a meeting of the duly authorised representatives of the following legal entities who have entered into a consortium/joint venture to jointly bid for the project mentioned below: *(legally correct full names and registration numbers, if applicable, of the Enterprises forming a Consortium/Joint Venture)*

1. \_\_\_\_\_  
\_\_\_\_\_
2. \_\_\_\_\_  
\_\_\_\_\_
3. \_\_\_\_\_  
\_\_\_\_\_
4. \_\_\_\_\_  
\_\_\_\_\_
5. \_\_\_\_\_  
\_\_\_\_\_
6. \_\_\_\_\_  
\_\_\_\_\_
7. \_\_\_\_\_  
\_\_\_\_\_
8. \_\_\_\_\_  
\_\_\_\_\_

Held at \_\_\_\_\_ *(place)*

on \_\_\_\_\_ *(date)*

### RESOLVED that:

#### RESOLVED that:

- A. The above-mentioned Enterprises submit a Bid In Consortium/Joint Venture to the Department of Public Works in respect of the following project:

\_\_\_\_\_  
\_\_\_\_\_  
*(Project description as per Bid /Tender Document)*

Bid / Tender Number: \_\_\_\_\_ *(Bid / Tender Number as per Bid /Tender Document)*



B. \*Mr/Mrs/Ms: \_\_\_\_\_

in \*his/her Capacity as: \_\_\_\_\_ (Position in the Enterprise)

and who will sign as follows: \_\_\_\_\_

be, and is hereby, authorised to sign the Bid, and any and all other documents and/or correspondence in connection with and relating to the Bid, as well as to sign any Contract, and any and all documentation, resulting from the award of the Bid to the Enterprises in Consortium/Joint Venture mentioned above.

C. The Enterprises constituting the Consortium/Joint Venture, notwithstanding its composition, shall conduct all business under the name and style of:

\_\_\_\_\_

D. The Enterprises to the Consortium/Joint Venture accept joint and several liability for the due fulfilment of the obligations of the Consortium/Joint Venture deriving from, and in any way connected with, the Contract entered into with the Department in respect of the project described under item A above.

E. Any of the Enterprises to the Consortium/Joint Venture intending to terminate the consortium/joint venture agreement, for whatever reason, shall give the Department 30 days written notice of such intention. Notwithstanding such decision to terminate, the Enterprises shall remain jointly and severally liable to the Department for the due fulfilment of the obligations of the Consortium/Joint Venture as mentioned under item D above.

F. No Enterprise to the Consortium/Joint Venture shall, without the prior written consent of the other Enterprises to the Consortium/Joint Venture and of the Department, cede any of its rights or assign any of its obligations under the consortium/joint venture agreement in relation to the Contract with the Department referred to herein.

G. The Enterprises choose as the *domicilium citandi et executandi* of the Consortium/Joint Venture for all purposes arising from the consortium/joint venture agreement and the Contract with the Department in respect of the project under item A above:

Physical address: \_\_\_\_\_  
\_\_\_\_\_  
\_\_\_\_\_  
\_\_\_\_\_ (code)

Postal Address: \_\_\_\_\_  
\_\_\_\_\_  
\_\_\_\_\_  
\_\_\_\_\_ (code)

Telephone number: \_\_\_\_\_

Fax number: \_\_\_\_\_



	Name	Capacity	Signature
1			
2			
3			
4			
5			
6			
7			
8			
9			
10			
11			
12			
13			
14			
15			

*The bidding enterprise hereby absolves the Department of Public Works from any liability whatsoever that may arise as a result of this document being signed.*

**Note:**

1. \* Delete which is not applicable.
2. **NB:** This resolution must be signed by all the Duly Authorised Representatives of the Legal Entities to the consortium/joint venture submitting this tender, as named in Item 2 of Resolution PA-15.2.
3. Should the number of the Duly Authorised Representatives of the Legal Entities joining forces in this tender exceed the space available above, additional names, capacity and signatures must be supplied on a separate page.
4. Resolution PA-15.2, duly completed and signed, from the separate Enterprises who participate in this consortium/joint venture, must be attached to this Special Resolution (PA-15.3).

## PA- 29: CERTIFICATION OF INDEPENDENT BID DETERMINATION

<b>Project title:</b>	Durban Regional Office: Procurement of alternative office accommodation and parking for South African Police Service VISS and TRT, Port Shepstone for a period of five (5) years		
<b>Bid no:</b>	DBN21/11/03	<b>Reference no:</b>	24/2/1/2/10/6307/250

### INTRODUCTION

1. This PA-29 [Certificate of Independent Bid Determination] must form part of all bids<sup>1</sup> invited.
2. Section 4 (1) (b) (iii) of the Competition Act No. 89 of 1998, as amended, prohibits an agreement between, or concerted practice by, firms, or a decision by an association of firms, if it is between parties in a horizontal relationship and if it involves collusive bidding (or bid rigging).<sup>2</sup> Collusive bidding is a *per se* prohibition meaning that it cannot be justified under any grounds.
3. Treasury Regulation 16A9 prescribes that accounting officers and accounting authorities must take all reasonable steps to prevent abuse of the supply chain management system and authorizes accounting officers and accounting authorities to:
  - a. disregard the bid of any bidder if that bidder, or any of its directors have abused the institution's supply chain management system and or committed fraud or any other improper conduct in relation to such system.
  - b. cancel a contract awarded to a supplier of goods and services if the supplier committed any corrupt or fraudulent act during the bidding process or the execution of that contract.
4. This form (PA-29) serves as a certificate of declaration that would be used by institutions to ensure that, when bids are considered, reasonable steps are taken to prevent any form of bid-rigging.
5. In order to give effect to the above, the attached Certificate of Bid Determination (PA-29) must be completed and submitted with the bid:

<sup>1</sup> Includes price quotations, advertised competitive bids, limited bids and proposals.

<sup>2</sup> Bid rigging (or collusive bidding) occurs when businesses, that would otherwise be expected to compete, secretly conspire to raise prices or lower the quality of goods and / or services for purchasers who wish to acquire goods and / or services through a bidding process. Bid rigging is, therefore, an agreement between competitors not to compete.

## **CERTIFICATE OF INDEPENDENT BID DETERMINATION**

I, the undersigned, in submitting the accompanying bid:

---

**(Bid Number and Description)**

in response to the invitation for the bid made by:

---

**(Name of Institution)**

do hereby make the following statements that I certify to be true and complete in every respect:

I certify, on behalf of: \_\_\_\_\_ that:

**(Name of Bidder)**

1. I have read and I understand the contents of this Certificate.
2. I understand that the accompanying bid will be disqualified if this Certificate is found not to be true and complete in every respect.
3. I am authorized by the bidder to sign this Certificate, and to submit the accompanying bid, on behalf of the bidder.
4. Each person whose signature appears on the accompanying bid has been authorized by the bidder to determine the terms of, and to sign the bid, on behalf of the bidder.
5. For the purposes of this Certificate and the accompanying bid, I understand that the word "competitor" shall include any individual or organization, other than the bidder, whether or not affiliated with the bidder, who:

- (a) has been requested to submit a bid in response to this bid invitation;
  - (b) could potentially submit a bid in response to this bid invitation, based on their qualifications, abilities or experience; and
  - (c) provides the same goods and services as the bidder and/or is in the same line of business as the bidder.
6. The bidder has arrived at the accompanying bid independently from, and without consultation, communication, agreement or arrangement with any competitor. However communication between partners in a joint venture or consortium<sup>3</sup> will not be construed as collusive bidding.
7. In particular, without limiting the generality of paragraphs 6 above, there has been no consultation, communication, agreement or arrangement with any competitor regarding:
- (a) prices;
  - (b) geographical area where product or service will be rendered (market allocation)
  - (c) methods, factors or formulas used to calculate prices;
  - (d) the intention or decision to submit or not to submit, a bid; \_\_\_\_\_
  - (e) the submission of a bid which does not meet the specifications and conditions of the bid; or
  - (f) bidding with the intention not to win the bid.
8. In addition, there have been no consultations, communications, agreements or arrangements with any competitor regarding the quality, quantity, specifications and conditions or delivery particulars of the products or services to which this bid invitation relates.
9. The terms of the accompanying bid have not been, and will not be, disclosed by the bidder, directly or indirectly, to any competitor, prior to the date and time of the official bid opening or of the awarding of the contract.

I am aware that, in addition and without prejudice to any other remedy provided to combat any restrictive practices related to bids and contracts, bids that are suspicious will be reported to the Competition Commission for investigation and possible imposition of administrative penalties in terms of section 59 of the Competition Act No



89 of 1998 and or may be reported to the National Prosecuting Authority (NPA) for criminal investigation and or may be restricted from conducting business with the public

<sup>3</sup> Joint venture or Consortium means an association of persons for the purpose of combining their expertise, property, capital, efforts, skill and knowledge in an activity for the execution of a contract.

sector for a period not exceeding ten (10) years in terms of the Prevention and Combating of Corrupt Activities Act No 12 of 2004 or any other applicable legislation.

Name of Bidder	Signature	Date	Position



## PREFERENCE POINTS CLAIM FORM IN TERMS OF THE PREFERENTIAL PROCUREMENT REGULATIONS 2017

This preference form must form part of all bids invited. It contains general information and serves as a claim form for preference points for Broad-Based Black Economic Empowerment (B-BBEE) Status Level of Contribution

**NB: BEFORE COMPLETING THIS FORM, BIDDERS MUST STUDY THE GENERAL CONDITIONS, DEFINITIONS AND DIRECTIVES APPLICABLE IN RESPECT OF B-BBEE, AS PRESCRIBED IN THE PREFERENTIAL PROCUREMENT REGULATIONS, 2017 AND THE AMENDED B-BBEE CODES.**

### 1. GENERAL CONDITIONS

1.1. The following preference point systems are applicable to all bids:

- the 80/20 system for requirements with a Rand value of up to R50 000 000 (all applicable taxes included); and
- the 90/10 system for requirements with a Rand value above R50 000 000 (all applicable taxes included).

1.2. The value of this bid is estimated to ~~Not Exceed~~ R50 000 000 (all applicable taxes included) and therefore the... 80/20.....system shall be applicable.

1.3. Preference points for this bid shall be awarded for:

- (a) Price; and
- (b) B-BBEE Status Level of Contribution.

1.3.1 The maximum points for this bid are allocated as follows:

	POINTS
1.3.1.1 PRICE	<u>80</u>
1.3.1.2 B-BBEE STATUS LEVEL OF CONTRIBUTION	<u>20</u>
<b>Total points for Price and B-BBEE must not exceed</b>	<b>100</b>
1.4. Failure on the part of a bidder to fill in and/or to sign this form and submit a B-BBEE Verification Certificate from a Verification Agency accredited by the South African Accreditation System (SANAS) or an Accounting Officer as contemplated in the Close Corporation Act (CCA) together with the bid, will be interpreted to mean that preference points for B-BBEE status level of contribution are not claimed.	
1.5. An Exempted Micro Enterprise (EME) is only required to obtain a sworn affidavit or a certificate issued by Companies and Intellectual property Commission (CIPC) confirming their annual turnover of R10 Million or less and level of black ownership to claim points.	
1.6. Qualifying Small Enterprise (QSE) is only required to obtain a sworn affidavit or a certificate issued by Companies and Intellectual property Commission (CIPC) confirming their annual turnover of R10 Million or less and level of black ownership to claim points.	





## Preference Points Claim for Bids: PA-16

- 1.7 The purchaser reserves the right to require of a bidder, either before a bid is adjudicated or at any time subsequently, to substantiate any claim in regard to preferences, in any manner required by the purchaser.
- 1.8 CERTIFICATES ISSUED BY IRBA AND ACCOUNTING OFFICER HAVE BEEN DISCONTINUED; HOWEVER VALID CERTIFICATES ALREADY ISSUED BEFORE 01 JANUARY 2017 MAY BE USED UNTIL THEY PHASE OUT COMPLETELY BY DECEMBER 2017

## 2. DEFINITIONS

- (a) **"all applicable taxes"** includes value-added tax, pay as you earn, income tax, unemployment insurance fund contributions and skills development levies;
- (b) **"B-BBEE"** means broad-based black economic empowerment as defined in section 1 of the Broad-Based Black Economic Empowerment Act;
- (c) **"B-BBEE status level of contributor"** means the B-BBEE status received by a measured entity based on its overall performance using the relevant scorecard contained in the Codes of Good Practice on Black Economic Empowerment, issued in terms of section 9(1) of the Broad-Based Black Economic Empowerment Act;
- (d) **"bid"** means a written offer in a prescribed or stipulated form in response to an invitation by an organ of state for the provision of services, works or goods, through price quotations, advertised competitive bidding processes or proposals;
- (e) **"Broad-Based Black Economic Empowerment Act"** means the Broad-Based Black Economic Empowerment Act, 2003 (Act No. 53 of 2003);
- (f) **"comparative price"** means the price after the factors of a non-firm price and all unconditional discounts that can be utilized have been taken into consideration;
- (g) **"consortium or joint venture"** means an association of persons for the purpose of combining their expertise, property, capital, efforts, skill and knowledge in an activity for the execution of a contract;
- (h) **"contract"** means the agreement that results from the acceptance of a bid by an organ of state;
- (i) **"EME"** means an Exempted Micro Enterprise as defined by Codes of Good Practice under section 9 (1) of the Broad-Based Black Economic Empowerment Act, 2003 (Act No. 53 of 2003);
- (j) **"Firm price"** means the price that is only subject to adjustments in accordance with the actual increase or decrease resulting from the change, imposition, or abolition of customs or excise duty and any other duty, levy, or tax, which, in terms of the law or regulation, is binding on the contractor and demonstrably has an influence on the price of any supplies, or the rendering costs of any service, for the execution of the contract;
- (k) **"functionality"** means the measurement according to predetermined norms, as set out in the bid documents, of a service or commodity that is designed to be practical and useful, working or operating, taking into account, among other factors, the quality, reliability, viability and durability of a service and the technical capacity and ability of a bidder;
- (l) **"non-firm prices"** means all prices other than "firm" prices;
- (m) **"person"** includes a juristic person;
- (n) **"QSE"** means a Qualifying Small Enterprise as defined by Codes of Good Practice under



- (o) **“rand value”** means the total estimated value of a contract in South African currency, calculated at the time of bid invitations, and includes all applicable taxes and excise duties;
- (p) **“sub-contract”** means the primary contractor’s assigning, leasing, making out work to, or employing, another person to support such primary contractor in the execution of part of a project in terms of the contract;
- (q) **“total revenue”** bears the same meaning assigned to this expression in the Codes of Good Practice on Black Economic Empowerment, issued in terms of section 9(1) of the Broad-Based Black Economic Empowerment Act and promulgated in the *Government Gazette* on 9 February 2007;
- (r) **“trust”** means the arrangement through which the property of one person is made over or bequeathed to a trustee to administer such property for the benefit of another person; and
- (s) **“trustee”** means any person, including the founder of a trust, to whom property is bequeathed in order for such property to be administered for the benefit of another person.

- 3.1 The bidder obtaining the highest number of total points will be awarded the contract.
- 3.2 Preference points shall be calculated after prices have been brought to a comparative basis taking into account all factors of non-firm prices and all unconditional discounts;.
- 3.3 Points scored must be rounded off to the nearest 2 decimal places.
- 3.4 In the event that two or more bids have scored equal total points, the successful bid must be the one scoring the highest number of preference points for B-BBEE.
- 3.5 However, when functionality is part of the evaluation process and two or more bids have scored equal points including equal preference points for B-BBEE, the successful bid must be the one scoring the highest score for functionality.
- 3.6 Should two or more bids be equal in all respects, the award shall be decided by the drawing of lots.

#### 4.1 THE 80/20 OR 90/10 PREFERENCE POINT SYSTEMS

**80/20 or 90/10**

$$P_s = 80 \left( 1 - \frac{P_t - P_{\min}}{P_{\min}} \right) \quad \text{or} \quad P_s = 90 \left( 1 - \frac{P_t - P_{\min}}{P_{\min}} \right)$$

**Pt** = Comparative price of bld under consideration



## Preference Points Claim for Bids: PA-16

$P_{min}$  = Comparative price of lowest acceptable bid

### 5. Points awarded for B-BBEE Status Level of Contribution

- 5.1 In terms of Regulation 6(2) and /or 7(2), of the Preferential Procurement Regulations, preference points must be awarded to a bidder for attaining the B-BBEE status level of contribution in accordance with the table below:

B-BBEE Status Level of Contributor	Number of points (90/10 system)	Number of points (80/20 system)
1	10	20
2	9	18
3	6	14
4	5	12
5	4	8
6	3	6
7	2	4
8	1	2
Non-compliant contributor	0	0

- 5.2 A trust, consortium or joint venture, will qualify for points for their B-BBEE status level as a legal entity, provided that the entity submits their B-BBEE status level certificate.
- 5.3 A trust, consortium or joint venture will qualify for points for their B-BBEE status level as an unincorporated entity, provided that the entity submits their consolidated B-BBEE scorecard as if they were a group structure and that such a consolidated B-BBEE scorecard is prepared for every separate bid.
- 5.4 Tertiary institutions and public entities will be required to submit their B-BBEE status level certificates in terms of the specialized scorecard contained in the B-BBEE Codes of Good Practice.
- 5.5 A person awarded a contract may not sub-contract more than 25% of the value of the contract to any other enterprise that does not have an equal or higher B-BBEE status level than the person concerned, unless the contract is sub-contracted to an EME that has the capability and ability to execute the sub-contract.

### 6. BID DECLARATION

- 6.1 Bidders who claim points in respect of B-BBEE Status Level of Contribution must complete the following:

#### 7. B-BBEE STATUS LEVEL OF CONTRIBUTION CLAIMED IN TERMS OF PARAGRAPHS 1.3.1.2 AND 5.1

- 7.1 B-BBEE Status Level of Contribution: ..... = ..... (maximum of 10 or 20 points)



## Preference Points Claim for Bids: PA-16

(Points claimed in respect of paragraph 7.1 must be in accordance with the table reflected in paragraph 5.1 and must be substantiated by means of a B-BBEE certificate issued by a Verification Agency accredited by SANAS or Sworn Affidavit for EME's and QSE's.

### 8 SUB-CONTRACTING (relates to 5.5)

8.1 Will any portion of the contract be sub-contracted? YES / NO (delete which is not applicable)

8.1.1 If yes, indicate:

(i) what percentage of the contract will be subcontracted?

..... %

(ii) the name of the sub-contractor? .....

(iii) the B-BBEE status level of the sub-contractor?

.....

(iv) whether the sub-contractor is an EME/ a QSE? YES / NO (delete which is not applicable)

Designated Group: An EME or QSE which is at last 51% owned by:	EME √	QSE √
Black people		
Black people who are youth		
Black people who are women		
Black people with disabilities		
Black people living in rural or underdeveloped areas or townships		
Cooperative owned by black people		
Black people who are military veterans		
<b>OR</b>		
Any EME		
Any QSE		

### 9 DECLARATION WITH REGARD TO COMPANY/FIRM

9.1 Name of company/firm .....

9.2 VAT registration number : .....

9.3 Company registration number .....

:

9.4 TYPE OF COMPANY/ FIRM

Partnership/Joint Venture / Consortium

One person business/sole propriety

Close corporation

Company

(Pty) Limited

[TICK APPLICABLE BOX]



## Preference Points Claim for Bids: PA-16

### 5 DESCRIBE PRINCIPAL BUSINESS ACTIVITIES

#### 9.6 COMPANY CLASSIFICATION

Manufacturer

Supplier

Professional service provider

Other service providers, e.g. transporter, etc.

[TICK APPLICABLE BOX]

9.7 Total number of years the company/firm has been in business? .....

9.8 I/we, the undersigned, who is / are duly authorised to do so on behalf of the company/firm, certify that the points claimed, based on the B-BBEE status level of contribution indicated in paragraph 7 of the foregoing certificate/ Sworn Affidavit, qualifies the company/ firm for the preference(s) shown and I / we acknowledge that:

- (i) The information furnished is true and correct;
- (ii) The preference points claimed are in accordance with the General Conditions as indicated in paragraph 1 of this form.
- (iii) In the event of a contract being awarded as a result of points claimed as shown in paragraph 7, the contractor may be required to furnish documentary proof to the satisfaction of the purchaser that the claims are correct;
- (iv) If the B-BBEE status level of contribution has been claimed or obtained on a fraudulent basis or any of the conditions of contract have not been fulfilled, the purchaser may, in addition to any other remedy it may have –
  - (a) Disqualify the person from the bidding process;
  - (b) Recover costs, losses or damages it has incurred or suffered as a result of that person's conduct;
  - (c) Cancel the contract and claim any damages which it has suffered as a result of having to make less favourable arrangements due to such cancellation;
  - (d) restrict the bidder or contractor, its shareholders and directors, or only the shareholders and directors who acted on a fraudulent basis, from obtaining business from any organ of state for a period not exceeding 10 years, after the audi alteram partem (hear the other side) rule has been applied; and
  - (e) forward the matter for criminal prosecution

#### WITNESSES:

1. ....

2. ....



SIGNATURE(S) OF BIDDER(S)

DATE:.....

ADDRESS:.....

## PA-10: GENERAL CONDITIONS OF CONTRACT (GCC)

### NOTES:

The purpose of this document is to:

- (i) Draw special attention to certain general conditions applicable to government bids, contracts and orders; and
- (ii) To ensure that clients be familiar with regard to the rights and obligations of all parties involved in doing business with government.

In this document words in the singular also mean in the plural and vice versa and words in the masculine also mean in the feminine and neuter.

- The General Conditions of Contract will form part of all bid documents and may not be amended.
- Special Conditions of Contract (SCC) relevant to a specific bid should be compiled separately for every bid (if applicable) and will supplement the General Conditions of Contract. Whenever there is a conflict, the provisions in the SCC shall prevail.

### TABLE OF CLAUSES

1. Definitions
2. Application
3. General
4. Standards
5. Use of contract documents and information; inspection
6. Patent rights
7. Performance security
8. Inspections, tests and analysis
9. Packing
10. Delivery and documents
11. Insurance
12. Transportation
13. Incidental services
14. Spare parts
15. Warranty
16. Payment
17. Prices
18. Contract amendments
19. Assignment
20. Subcontracts
21. Delays in the supplier's performance
22. Penalties
23. Termination for default
24. Dumping and countervailing duties
25. Force Majeure
26. Termination for insolvency
27. Settlement of disputes
28. Limitation of liability
29. Governing language
30. Applicable law
31. Notices
32. Taxes and duties
33. National Industrial Participation Programme (NIPP)
34. Prohibition of restrictive practices

## General Conditions of Contract

### 1. Definitions

1. The following terms shall be interpreted as indicated:

- 1.1. **"Closing time"** means the date and hour specified in the bidding documents for the receipt of bids.
- 1.2. **"Contract"** means the written agreement entered into between the purchaser and the supplier, as recorded in the contract form signed by the parties, including all attachments and appendices thereto and all documents incorporated by reference therein.
- 1.3. **"Contract price"** means the price payable to the supplier under the contract for the full and proper performance of his contractual obligations.
- 1.4. **"Corrupt practice"** means the offering, giving, receiving, or soliciting of any thing of value to influence the action of a public official in the procurement process or in contract execution.
- 1.5. **"Countervailing duties"** are imposed in cases where an enterprise abroad is subsidized by its government and encouraged to market its products internationally.
- 1.6. **"Country of origin"** means the place where the goods were mined, grown or produced or from which the services are supplied. Goods are produced when, through manufacturing, processing or substantial and major assembly of components, a commercially recognized new product results that is substantially different in basic characteristics or in purpose or utility from its components.
- 1.7. **"Day"** means calendar day.
- 1.8. **"Delivery"** means delivery in compliance of the conditions of the contract or order.
- 1.9. **"Delivery ex stock"** means immediate delivery directly from stock actually on hand.
- 1.10. **"Delivery into consignees store or to his site"** means delivered and unloaded in the specified store or depot or on the specified site in compliance with the conditions of the contract or order, the supplier bearing all risks and charges involved until the supplies are so delivered and a valid receipt is obtained.
- 1.11. **"Dumping"** occurs when a private enterprise abroad markets its goods on own initiative in the RSA at lower prices than that of the country of origin and which have the potential to harm the local industries in the RSA.
- 1.12. **"Force majeure"** means an event beyond the control of the supplier and not involving the supplier's fault or negligence and not foreseeable. Such events may include, but is not restricted to, acts of the purchaser in its sovereign capacity, wars or revolutions, fires, floods, epidemics, quarantine restrictions and freight embargoes.
- 1.13. **"Fraudulent practice"** means a misrepresentation of facts in order to influence a procurement process or the execution of a contract to the detriment of any bidder, and includes collusive practice among bidders (prior to or after bid submission) designed to establish bid prices at artificial non-competitive levels and to deprive the bidder of the benefits of free and open competition.
- 1.14. **"GCC"** means the General Conditions of Contract.
- 1.15. **"Goods"** means all of the equipment, machinery, and/or other materials that the supplier is required to supply to the purchaser under the contract.

- 1.16. **"Imported content"** means that portion of the bidding price represented by the cost of components, parts or materials which have been or are still to be imported (whether by the supplier or his subcontractors) and which costs are inclusive of the costs abroad, plus freight and other direct importation costs such as landing costs, dock dues, import duty, sales duty or other similar tax or duty at the South African place of entry as well as transportation and handling charges to the factory in the Republic where the supplies covered by the bid will be manufactured.
- 1.17. **"Local content"** means that portion of the bidding price which is not included in the imported content provided that local manufacture does take place.
- 1.18. **"Manufacture"** means the production of products in a factory using labour, materials, components and machinery and includes other related value-adding activities.
- 1.19. **"Order"** means an official written order issued for the supply of goods or works or the rendering of a service.
- 1.20. **"Project site"** where applicable, means the place indicated in bidding documents.
- 1.21. **"Purchaser"** means the organization purchasing the goods.
- 1.22. **"Republic"** means the Republic of South Africa.
- 1.23. **"SCC"** means the Special Conditions of Contract.
- 1.24. **"Services"** means those functional services ancillary to the supply of the goods, such as transportation and any other incidental services, such as installation, commissioning, provision of technical assistance, training, catering, gardening, security, maintenance and other such obligations of the supplier covered under the contract.
- 1.25. **"Written" or "In writing"** means handwritten in ink or any form of electronic or mechanical writing.

## 2. Application

- 2.1. These general conditions are applicable to all bids, contracts and orders including bids for functional and professional services, sales, hiring, letting and the granting or acquiring of rights, but excluding immovable property, unless otherwise indicated in the bidding documents.
- 2.2. Where applicable, special conditions of contract are also laid down to cover specific supplies, services or works.
- 2.3. Where such special conditions of contract are in conflict with these general conditions, the special conditions shall apply.

## 3. General

- 3.1. Unless otherwise indicated in the bidding documents, the purchaser shall not be liable for any expense incurred in the preparation and submission of a bid. Where applicable a non-refundable fee for documents may be charged.
- 3.2. With certain exceptions, invitations to bid are only published in the Government Tender Bulletin. The Government Tender Bulletin may be obtained directly from the Government Printer, Private Bag X85, Pretoria 0001, or accessed electronically from [www.treasury.gov.za](http://www.treasury.gov.za)

## 4. Standards

- 4.1. The goods supplied shall conform to the standards mentioned in the bidding documents and specifications.

## 5. Use of contract documents and Information; Inspection.

- 5.1. The supplier shall not, without the purchaser's prior written consent, disclose the contract, or any provision thereof, or any specification, plan, drawing, pattern, sample, or information furnished by or on behalf of the purchaser in connection therewith, to any person other than a person employed by the supplier in the performance of the contract. Disclosure to any such employed person shall be





PA-10: General Conditions of Contract (GCC)

made in confidence and shall extend only so far as may be necessary for purposes of such performance.

- 5.2. The supplier shall not, without the purchaser's prior written consent, make use of any document or information mentioned in GCC clause 5.1 except for purposes of performing the contract.
- 5.3. Any document, other than the contract itself mentioned in GCC clause 5.1 shall remain the property of the purchaser and shall be returned (all copies) to the purchaser on completion of the supplier's performance under the contract if so required by the purchaser.
- 5.4. The supplier shall permit the purchaser to inspect the supplier's records relating to the performance of the supplier and to have them audited by auditors appointed by the purchaser, if so required by the purchaser.

**6. Patent rights**

- 6.1. The supplier shall indemnify the purchaser against all third-party claims of infringement of patent, trademark, or industrial design rights arising from use of the goods or any part thereof by the purchaser.

**7. Performance security**

- 7.1. Within thirty (30) days of receipt of the notification of contract award, the successful bidder shall furnish to the purchaser the performance security of the amount specified in SCC.
- 7.2. The proceeds of the performance security shall be payable to the purchaser as compensation for any loss resulting from the supplier's failure to complete his obligations under the contract.
- 7.3. The performance security shall be denominated in the currency of the contract, or in a freely convertible currency acceptable to the purchaser and shall be in one of the following forms:
  - (a) a bank guarantee or an irrevocable letter of credit issued by a reputable bank located in the purchaser's country or abroad, acceptable to the purchaser, in the form provided in the bidding documents or another form acceptable to the purchaser; or
  - (b) a cashier's or certified cheque
- 7.4. The performance security will be discharged by the purchaser and returned to the supplier not later than thirty (30) days following the date of completion of the supplier's performance obligations under the contract, including any warranty obligations, unless otherwise specified in SCC.

**8. Inspections, tests and analyses**

- 8.1. All pre-bidding testing will be for the account of the bidder.
- 8.2. If it is a bid condition that supplies to be produced or services to be rendered should at any stage during production or execution or on completion be subject to inspection, the premises of the bidder or contractor shall be open, at all reasonable hours, for inspection by a representative of the Department or an organization acting on behalf of the Department.
- 8.3. If there are no inspection requirements indicated in the bidding documents and no mention is made in the contract, but during the contract period it is decided that inspections shall be carried out, the purchaser shall itself make the necessary arrangements, including payment arrangements with the testing authority concerned.
- 8.4. If the inspections, tests and analyses referred to in clauses 8.2 and 8.3 show the supplies to be in accordance with the contract requirements, the cost of the inspections, tests and analyses shall be defrayed by the purchaser.
- 8.5. Where the supplies or services referred to in clauses 8.2 and 8.3 do not comply with the contract requirements, irrespective of whether such supplies or services are accepted or not, the cost in connection with these inspections, tests or analyses shall be defrayed by the supplier.

- 8.6. Supplies and services which are referred to in clauses 8.2 and 8.3 and which do not comply with the contract requirements may be rejected.
- 8.7. Any contract supplies may on or after delivery be inspected, tested or analyzed and may be rejected if found not to comply with the requirements of the contract. Such rejected supplies shall be held at the cost and risk of the supplier who shall, when called upon, remove them immediately at his own cost and forthwith substitute them with supplies which do comply with the requirements of the contract. Failing such removal the rejected supplies shall be returned at the suppliers cost and risk. Should the supplier fail to provide the substitute supplies forthwith, the purchaser may, without giving the supplier further opportunity to substitute the rejected supplies, purchase such supplies as may be necessary at the expense of the supplier.
- 8.8. The provisions of clauses 8.4 to 8.7 shall not prejudice the right of the purchaser to cancel the contract on account of a breach of the conditions thereof, or to act in terms of Clause 23 of GCC.

#### **9. Packing**

- 9.1. The supplier shall provide such packing of the goods as is required to prevent their damage or deterioration during transit to their final destination, as indicated in the contract. The packing shall be sufficient to withstand, without limitation, rough handling during transit and exposure to extreme temperatures, salt and precipitation during transit, and open storage. Packing, case size and weights shall take into consideration, where appropriate, the remoteness of the goods' final destination and the absence of heavy handling facilities at all points in transit.
- 9.2. The packing, marking, and documentation within and outside the packages shall comply strictly with such special requirements as shall be expressly provided for in the contract, including additional requirements, if any, specified in SCC, and in any subsequent instructions ordered by the purchaser.

#### **10. Delivery and documents**

- 10.1. Delivery of the goods shall be made by the supplier in accordance with the terms specified in the contract. The details of shipping and/or other documents to be furnished by the supplier are specified in SCC.
- 10.2. Documents to be submitted by the supplier are specified in SCC.

#### **11. Insurance**

- 11.1. The goods supplied under the contract shall be fully insured in a freely convertible currency against loss or damage incidental to manufacture or acquisition, transportation, storage and delivery in the manner specified in the SCC.

#### **12. Transportation**

- 12.1. Should a price other than an all-inclusive delivered price be required, this shall be specified in the SCC.

#### **13. Incidental services**

- 13.1. The supplier may be required to provide any or all of the following services, including additional services, if any, specified in SCC:
- (a) performance or supervision of on-site assembly and/or commissioning of the supplied goods;
  - (b) furnishing of tools required for assembly and/or maintenance of the supplied goods;
  - (c) furnishing of a detailed operations and maintenance manual for each appropriate unit of the supplied goods;
  - (d) performance or supervision or maintenance and/or repair of the supplied goods, for a period of time agreed by the parties, provided that this service shall not relieve the supplier of any warranty obligations under this contract; and

## PA-10: General Conditions of Contract (GCC)

- (e) training of the purchaser's personnel, at the supplier's plant and/or on-site, in assembly, start-up, operation, maintenance, and/or repair of the supplied goods.

13.2. Prices charged by the supplier for incidental services, if not included in the contract price for the goods, shall be agreed upon in advance by the parties and shall not exceed the prevailing rates charged to other parties by the supplier for similar services.

### 14. Spare parts

14.1. As specified in SCC, the supplier may be required to provide any or all of the following materials, notifications, and information pertaining to spare parts manufactured or distributed by the supplier:

- (a) such spare parts as the purchaser may elect to purchase from the supplier, provided that this election shall not relieve the supplier of any warranty obligations under the contract; and
- (b) in the event of termination of production of the spare parts:
  - (i) Advance notification to the purchaser of the pending termination, in sufficient time to permit the purchaser to procure needed requirements; and
  - (ii) following such termination, furnishing at no cost to the purchaser, the blueprints, drawings, and specifications of the spare parts, if requested.

### 15. Warranty

- 15.1. The supplier warrants that the goods supplied under the contract are new, unused, of the most recent or current models, and that they incorporate all recent improvements in design and materials unless provided otherwise in the contract. The supplier further warrants that all goods supplied under this contract shall have no defect, arising from design, materials, or workmanship (except when the design and/or material is required by the purchaser's specifications) or from any act or omission of the supplier, that may develop under normal use of the supplied goods in the conditions prevailing in the country of final destination.
- 15.2. This warranty shall remain valid for twelve (12) months after the goods, or any portion thereof as the case may be, have been delivered to and accepted at the final destination indicated in the contract, or for eighteen (18) months after the date of shipment from the port or place of loading in the source country, whichever period concludes earlier, unless specified otherwise in SCC.
- 15.3. The purchaser shall promptly notify the supplier in writing of any claims arising under this warranty.
- 15.4. Upon receipt of such notice, the supplier shall, within the period specified in SCC and with all reasonable speed, repair or replace the defective goods or parts thereof, without costs to the purchaser.
- 15.5. If the supplier, having been notified, fails to remedy the defect(s) within the period specified in SCC, the purchaser may proceed to take such remedial action as may be necessary, at the supplier's risk and expense and without prejudice to any other rights which the purchaser may have against the supplier under the contract.

### 16. Payment

- 16.1. The method and conditions of payment to be made to the supplier under this contract shall be specified in SCC.
- 16.2. The supplier shall furnish the purchaser with an invoice accompanied by a copy of the delivery note and upon fulfillment of other obligations stipulated in the contract.
- 16.3. Payments shall be made promptly by the purchaser, but in no case later than thirty (30) days after submission of an invoice or claim by the supplier.
- 16.4. Payment will be made in Rand unless otherwise stipulated in SCC.

### 17. Prices

- 17.1. Prices charged by the supplier for goods delivered and services performed under the contract shall not vary from the prices quoted by the supplier in his bid, with the exception of any price adjustments authorized in SCC or in the purchaser's request for bid validity extension, as the case may be.

**18. Contract amendments**

- 18.1. No variation in or modification of the terms of the contract shall be made except by written amendment signed by the parties concerned.

**19. Assignment**

- 19.1. The supplier shall not assign, in whole or in part, its obligations to perform under the contract, except with the purchaser's prior written consent.

**20. Subcontracts**

- 20.1. The supplier shall notify the purchaser in writing of all subcontracts awarded under this contracts if not already specified in the bid. Such notification, in the original bid or later, shall not relieve the supplier from any liability or obligation under the contract.

**21. Delays in the supplier's performance**

- 21.1. Delivery of the goods and performance of services shall be made by the supplier in accordance with the time schedule prescribed by the purchaser in the contract.
- 21.2. If at any time during performance of the contract, the supplier or its subcontractor(s) should encounter conditions impeding timely delivery of the goods and performance of services, the supplier shall promptly notify the purchaser in writing of the fact of the delay, its likely duration and its cause(s). As soon as practicable after receipt of the supplier's notice, the purchaser shall evaluate the situation and may at his discretion extend the supplier's time for performance, with or without the imposition of penalties, in which case the extension shall be ratified by the parties by amendment of contract.
- 21.3. No provision in a contract shall be deemed to prohibit the obtaining of supplies or services from a national department, provincial department, or a local authority.
- 21.4. The right is reserved to procure outside of the contract small quantities or to have minor essential services executed if an emergency arises, the supplier's point of supply is not situated at or near the place where the supplies are required, or the supplier's services are not readily available.
- 21.5. Except as provided under GCC Clause 25, a delay by the supplier in the performance of its delivery obligations shall render the supplier liable to the imposition of penalties, pursuant to GCC Clause 22, unless an extension of time is agreed upon pursuant to GCC Clause 21.2 without the application of penalties.
- 21.6. Upon any delay beyond the delivery period in the case of a supplies contract, the purchaser shall, without cancelling the contract, be entitled to purchase supplies of a similar quality and up to the same quantity in substitution of the goods not supplied in conformity with the contract and to return any goods delivered later at the supplier's expense and risk, or to cancel the contract and buy such goods as may be required to complete the contract and without prejudice to his other rights, be entitled to claim damages from the supplier.

**22. Penalties**

- 22.1. Subject to GCC Clause 25, if the supplier fails to deliver any or all of the goods or to perform the services within the period(s) specified in the contract, the purchaser shall, without prejudice to its other remedies under the contract, deduct from the contract price, as a penalty, a sum calculated on the delivered price of the delayed goods or unperformed services using the current prime interest rate calculated for each day of the delay until actual delivery or performance. The purchaser may also consider termination of the contract pursuant to GCC Clause 23.

**23. Termination for default**

- 23.1. The purchaser, without prejudice to any other remedy for breach of contract, by written notice of default sent to the supplier, may terminate this contract in whole or in part:



## PA-10: General Conditions of Contract (GCC)

- (a) If the supplier fails to deliver any or all of the goods within the period(s) specified in the contract, or within any extension thereof granted by the purchaser pursuant to GCC Clause 21.2;
- (b) if the Supplier fails to perform any other obligation(s) under the contract; or
- (c) if the supplier, in the judgment of the purchaser, has engaged in corrupt or fraudulent practices in competing for or in executing the contract.

**23.2.** In the event the purchaser terminates the contract in whole or in part, the purchaser may procure, upon such terms and in such manner as it deems appropriate, goods, works or services similar to those undelivered, and the supplier shall be liable to the purchaser for any excess costs for such similar goods, works or services. However, the supplier shall continue performance of the contract to the extent not terminated.

**23.3** Where the purchaser terminates the contract in whole or in part, the purchaser may decide to impose a restriction penalty on the supplier by prohibiting such supplier from doing business with the public sector for a period of not exceeding 10 years.

**23.4** If a purchaser intends imposing a restriction on a supplier or any person with the supplier, the supplier will be allowed a time period of not more than fourteen (14) days to provide why the envisaged restriction should not be imposed. Should the supplier fail to respond within the stipulated fourteen (14) days the purchaser may regard the intended penalty as not objected against and may impose it on the supplier.

**23.5** Any restriction on any person by the Accounting Officer/ Authority will, at the discretion of the Accounting Officer/ Authority, also be applicable to any enterprise or any partner, manager, director or other person who wholly or partly exercises or exercised or may exercise control over the enterprise of the first-mentioned person, and with which the first-mentioned person, is or was in the opinion of the Accounting Officer/ Authority actively associated.

**23.6** If a restriction is imposed, the purchaser must, within five (5) working days of such imposition, furnish The National Treasury, with the following information:

- i) The name and address of the supplier and/or person restricted by the purchaser;
- ii) The date of commencement of the restriction
- iii) The period of the restriction; and
- iv) The reasons for the restriction.

These details will be loaded in the National Treasury's central database of suppliers or persons prohibited from doing business with the public sector.

**23.7** If a court of law convicts a person of an offence as contemplated in sections 12 or 13 of the Prevention and Combating of Corrupt Activities Act No. 12 of 2004, the court may also rule that such person's name be endorsed on the Register for Tender Defaulters. When a person's name has been endorsed on the Register, the person will be prohibited from doing business with the public sector for a period not less than five years and not more than ten years. The National Treasury is empowered to determine the period of restriction and each case will be dealt with on its merits. According to section 32 of the Act the Register must be open to the public. The Register can be perused on the National Treasury website.

## **24. Anti-dumping and countervailing duties and rights**

**24.1.** When, after the date of bid, provisional payments are required, or antidumping or countervailing duties are imposed, or the amount of a provisional payment or anti-dumping or countervailing right is increased in respect of any dumped or subsidized import, the State is not liable for any amount so required or imposed, or for the amount of any such increase. When, after the said date, such a provisional payment is no longer required or any such anti-dumping or countervailing right is abolished, or where the amount of such provisional payment or any such right is reduced, any such favourable difference shall on demand be paid forthwith by the contractor to the State or the State may deduct such amounts from moneys (if any) which may otherwise be due to the contractor in regard to supplies or services which he delivered or rendered, or is to deliver or render in terms of the contract or any other contract or any other amount which may be due to him.



## **25. Force Majeure**

- 25.1. Notwithstanding the provisions of GCC Clauses 22 and 23, the supplier shall not be liable for forfeiture of its performance security, damages, or termination for default if and to the extent that his delay in performance or other failure to perform his obligations under the contract is the result of an event of force majeure.
- 25.2. If a force majeure situation arises, the supplier shall promptly notify the purchaser in writing of such condition and the cause thereof. Unless otherwise directed by the purchaser in writing, the supplier shall continue to perform its obligations under the contract as far as is reasonably practical, and shall seek all reasonable alternative means for performance not prevented by the force majeure event.

## **26. Termination for Insolvency**

- 26.1. The purchaser may at any time terminate the contract by giving written notice to the supplier if the supplier becomes bankrupt or otherwise insolvent. In this event, termination will be without compensation to the supplier, provided that such termination will not prejudice or affect any right of action or remedy which has accrued or will accrue thereafter to the purchaser.

## **27. Settlement of Disputes**

- 27.1 If any dispute or difference of any kind whatsoever arises between the purchaser and the supplier in Connection with or arising out of the contract, the parties shall make every effort to resolve amicably such dispute or difference by mutual consultation.
- 27.2 If, after thirty (30) days, the parties have failed to resolve their dispute or difference by such mutual consultation, then either the purchaser or the supplier may give notice to the other party of his intention to commence with mediation. No mediation in respect of this matter may be commenced unless such notice is given to the other party.
- 27.3 Should it not be possible to settle a dispute by means of mediation, it may be settled in a South African court of law.
- 27.4 Mediation proceedings shall be conducted in accordance with the rules of the procedure specified in the SCC.
- 27.5 Notwithstanding any reference to mediation and/or court proceedings herein,
- (a) the parties shall continue to perform their respective obligations under contract unless they Otherwise agree; and
  - (b) the purchaser shall pay the supplier any monies due the supplier.

## **28. Limitation of Liability**

- 28.1 Except in cases of criminal negligence or willful misconduct, and in the case of infringement pursuant to Clause 6;
- (a) the supplier shall not be liable to the purchaser, whether in contract, tort, or otherwise, for any indirect or consequential loss or damage, loss of use, loss of production, or loss of profits or interest costs, provided that this exclusion shall not apply to any obligation of the supplier to pay penalties and/or damages to the purchaser; and
  - (b) the aggregate liability of the supplier to the purchaser, whether under the contract, in tort or otherwise, shall not exceed the total contract price, provided that this limitation shall not apply to the cost of repairing or replacing defective equipment.

## 29. Governing language

- 29.1. The contract shall be written in English. All correspondence and other documents pertaining to the contract that is exchanged by the parties shall also be written in English.

## 30. Applicable law

- 30.1. The contract shall be interpreted in accordance with South African laws, unless otherwise specified in SCC.

## 31. Notices

- 31.1. Every written acceptance of a bid shall be posted to the supplier concerned by registered or certified mail and any other notice to him shall be posted by ordinary mail to the address furnished in his bid or to the address notified later by him in writing and such posting shall be deemed to be proper service of such notice
- 31.2. The time mentioned in the contract documents for performing any act after such aforesaid notice has been given, shall be reckoned from the date of posting of such notice.

## 32. Taxes and duties

- 32.1. A foreign supplier shall be entirely responsible for all taxes, stamp duties, license fees, and other such levies imposed outside the purchaser's country.
- 32.2. A local supplier shall be entirely responsible for all taxes, duties, license fees, etc., incurred until delivery of the contracted goods to the purchaser.
- 32.3. No contract shall be concluded with any bidder whose tax matters are not in order. Prior to the award of a bid the Department must be in possession of a tax clearance certificate, submitted by the bidder. This certificate must be an original issued by the South African

## 33. National Industrial Participation Programme (NIPP)

- 33.1 The NIP Programme administered by the Department of Trade and Industry shall be applicable to all contracts that are subject to the NIP obligation.

## 34. Prohibition of Restrictive Practices

- 34.1 In terms of section 4 (1) (b) (iii) of the Competition Act No. 89 of 1998, as amended, an agreement between, or concerted practice by, firms, or a decision by an association of firms, is prohibited if it is between parties in a horizontal relationship and if a bidder (s) is / are or a contractor(s) was / were involved in collusive bidding (or bid rigging).
- 34.2 If a bidder(s) or contractor(s), based on reasonable grounds or evidence obtained by the purchaser, has / have engaged in the restrictive practice referred to above, the purchaser may refer the matter to the Competition Commission for investigation and possible imposition of administrative penalties as contemplated in the Competition Act No. 89 of 1998.
- 34.3 If a bidder(s) or contractor(s), has / have been found guilty by the Competition Commission of the restrictive practice referred to above, the purchaser may, in addition and without prejudice to any other remedy provided for, invalidate the bid(s) for such item(s) offered, and / or terminate the contract in whole or part, and / or restrict the bidder(s) or contractor(s) from conducting business with the public sector for a period not exceeding ten (10) years and / or claim damages from the bidder(s) or contractor(s) concerned.

Name of Bidder	Signature	Date

## PA-10 (LS): IMPORTANT CONDITIONS OF BID

<b>Bid no:</b>	DBN21/11/03	<b>Closing date:</b>	13 DECEMBER 2021
<b>Advertising date:</b>	19 NOVEMBER 2021	<b>Validity period:</b>	90 days

1. Bids that are not accompanied by written proof that the bidder is authorised to offer the accommodation for leasing will not be considered.
2. The only or lowest offer will not necessarily be accepted.
3. The Department of Public Works is the sole adjudicator of the suitability of the accommodation for the purpose for which it is required. The Department's decision in this regard will be final.
4. The Department of Public Works will in no way be responsible for or committed to negotiations that a user department may or might have conducted with a lessor or owner of a building.
5. It is a requirement that the accommodation offered, including all equipment and installations, must comply with the National Building Regulations and the requirements of the Occupational Health and Safety Act, 1993 (Act 85 of 1993), as amended. **A certificate to this effect must be issued.**
6. Drawings/ Architect's plans of the accommodation offered must be submitted. **In this regard it is a prerequisite that bidders should do a preliminary planning on the floor plans in accordance with the norm document.**
7. Lettable areas have to be determined in accordance with the **SAPOA** method for measuring floor areas in office buildings. The offer may not be considered if a certificate by an architect, certifying the area is not submitted.
8. The commencement date from which rental will be payable or the lease shall begin is subject to the approval of the Department of Public Works.
9. The lease agreement and payment of rental will commence from the date of occupancy. Rental will be adjusted on a yearly basis thereafter in accordance with an agreed upon escalation rate starting at the beginning of the second year.
10. No bids sent by facsimile will be accepted.
11. Bidders are welcome to be present at the opening of bids.
12. This annexure is part of the bid documentation and must be signed by the bidder and attached.
13. The bid forms must not be retyped or redrafted but photocopies may be used. Additional offers may be made but only on photocopies of the original documents or on other forms requisitioned. Additional offers are regarded as separate bids and must be treated as such by the bidder. The inclusion of various offers as part of a single submission in one envelope is not allowed. Additional offers must be submitted under separate cover.
14. The successful bidder will be responsible for the cost of alterations necessary to adapt the offered accommodation to the specific needs of the user department in accordance with the norm document and/or specified and minimum requirements.
15. Appended herewith is an example of a (PA-07): **Application for Tax Clearance Certificate** of which an original signed and stamped certificate should be obtained from the SA Revenue Services and submitted together with the completed bid document.
16. Failure to comply with the above-mentioned conditions may invalidate a bid.

### BIDDER'S SIGNATURE:

			/
Name of Bidder	Signature	Capacity	Date





## **DPW-11.1 (LS): SPECIFICATION ON MINIMUM REQUIREMENTS – OFFICE ACCOMMODATION**

### **SPECIFICATION FOR MINIMUM REQUIREMENTS AND FINISHES TO WHICH THE BUILDING MUST COMPLY**

#### **1. GENERAL:**

- (a) This specification forms part of the written offer of the bidder and must be initialled and submitted with all other documents.
- (b) Any requirements laid down in this specification shall be considered as supplementary to those set out in the written offer of the bidder and on the drawings. The fact that the Department checked the documentation and its acceptance thereof does not exempt the bidder from his responsibilities with regard to the fulfilment of the requirements of this specification.

#### **2. CONSTRUCTION AND APPEARANCE OF BUILDING:**

The design, construction and appearance of the building, including the internal and external finishes shall be of a standard acceptable to the Department of Public Works. The building must comply with the National Building Regulations as proclaimed by the National Building Regulations and Building Standards Act 1977 (Act 103 of 1977) as well as the Occupational Health and Safety Act, 1993 (Act 85 of 1993), as amended. The building shall be fully accessible to the disabled and the facilities must be provided as required by the Occupational Health and Safety Act, 1993 (Act 85 of 1993). A certificate to this effect must be submitted.

#### **3. SECURITY:**

The following security measures shall be complied with:

- (a) All entrances to the building, which shall be limited to the minimum, must afford entry through one or more access control points.
- (b) External walls of all floors, up to at least 1 metre above floor level, shall be of a heavyweight structure such as 220mm thick brick or 190mm thick concrete.

#### **4. RECORD ROOMS:**

- (a) Record rooms shall be rooms with category 1 record room doors which can be opened from both sides and which comply with SABS Specification 949. Record room walls shall be of masonry of not less than 220mm thick or of concrete of not less than 150mm thick or of such structure approved by the Department of Public Works.
- (b) Record rooms may have no external windows and all ventilation openings in the walls shall be fitted with fire dampers approved by the Fire Prevention Officer of the Department of Public Works.
- (c) All keys shall be handed over to the Department of Public Works.

#### **5. ROOM AREAS AND PARTITIONS:**

Partition walls shall be used to divide the total floor area of the building into office and other areas required. The walls shall have a noise reduction factor of not less than 45 dB within a range of 100 to 1000 hertz. The factor has a bearing on complete wall sections including glass and doors if any.

#### **6. PASSAGE WIDTH:**

As a general standard an average passage width with a minimum of 1.5m over short distances shall be provided. Where certain functions within the building necessitate wider passages those specific areas will be identified and the passage width specified as part of the accommodation particulars.

#### **7. FLOOR TO CEILING HEIGHTS:**

A clear floor to ceiling height of as close as possible to 2.7m throughout shall be maintained in all general areas of the building. Where a certain function inside a building necessitates a higher floor to ceiling height, the specific areas will be identified and the height specified as part of the accommodation particulars. Conduits, water pipes, air ducts and other services shall not be visible underneath the ceiling in offices and public areas.

#### **8. DOORS, LOCKS AND KEYS:**



All offices shall be provided with a door of at least 900mm and each fitted with a good quality five pin cylinder lock with two keys fitting one lock only and which shall be handed over to the Departmental Representative upon occupation of the building. Two master keys, which can unlock the locks of all offices, shall also be provided.

#### 9. FLOOR COVERING:

Floor covering must be of an acceptable standard and quality to last for at least 10 years.

#### 10. POWER POINTS:

(a) Offices and other rooms where electrical appliances can be used shall be provided with 15 A socket outlets. In offices two socket outlets shall be provided for every 12m<sup>2</sup> or part thereof. The Department of Public Works shall indicate any additional socket outlets, which are required, in the accommodation particulars for individual services. The wiring and securing of electrical circuits shall be such that an electrical heater as well as computer equipment can be run from the socket outlets in each office.

(b) Electrical circuits for socket outlets shall be secured by means of single phase earth leakage relays having a sensitivity of 25 mA.

#### 11. LIGHTING:

(a) Each office shall be provided with its own light switch in a suitable position near the door. Lighting conforming to the following standard must be provided:

• Reception areas	100 lux
• General offices	300 lux
• Drawing office	500 lux
• Passages	50 lux
• Auditoriums	100 lux
• Conference rooms	100 lux
• Classrooms	200 lux
• Libraries	300 – 400 lux
• Store rooms	200 lux
• Parking	50 lux

(b) The lighting levels all measured at working plane.

#### 12. TELEPHONES:

(a) Each office, conference room and security control area shall be fitted with a telephone jack in accordance with the requirements of Telkom.

(b) The user department itself will negotiate with Telkom as to the number of telephone lines that are to serve the building, but the owner of the building shall make provision for conduits, draw wires and telephone jacks.

#### 13. TRUNKING:

The trunking servicing the building must conform to latest technological standards.

#### 14. FACILITIES FOR CLEANERS

On every floor of a multi-storey building or for every 1 350m<sup>2</sup> gross floor area a cleaner's room of not less than 6m<sup>2</sup> shall be provided as a storeroom for cleaning equipment and material. It shall be provided with a drip sink, 4m long shelves and sufficient cross ventilation, preferably by means of an outside window and shall comply with the requirements of the Hazardous Chemicals Act regarding storage of chemicals.

#### 15. TOILET FACILITIES:

The following norms shall be applied:

##### 15.1. Males – staff and public

One WC for every 15 persons to a total of 60 and thereafter one for every 20 additional persons or part thereof. One urinal for every 15 persons to a total of 30 and thereafter 1 for every 30 additional persons or part thereof. One wash hand basin for every two WC's.



**15.2. Females – staff and public**

One WC (Water Closet) for every 10 persons to a total of 60 and thereafter one for every 20 additional persons or part thereof. One wash hand basin for every two WC's.

**15.3. Physically challenged persons**

Toilet facilities for physically challenged persons have to be provided according to norms and standards.

**16. MATERIAL AND FINISHES:**

(a) All walls and ceilings, whether painted or finished otherwise, shall be of a neutral colour.

(b) Walls of tea kitchens, stairs, entrance halls and toilets shall be washable and hardwearing and acceptable to the Department of Public Works.

**17. INSPECTION:**

The Department of Public Works considers it a condition of contract that in consultation with the lessor and with reasonable frequency during the process of refurbishment its inspector shall be given access to the building that he wishes to see. The inspector's approval of any part of the building does not exempt the owner from complying with any of these minimum standard requirements. A deviation from the minimum requirements may only be allowed with written permission from the Department of Public Works.

**DPW – 08.4 (LS/EP): BID OFFER – EPWP/NYS ON LEASING TENANT  
INSTALLATION (TI)**

<b>Bid no:</b>	<b>DBN21/11/03</b>	<b>Closing date:</b>	<b>13 DECEMBER 2021</b>
----------------	--------------------	----------------------	-------------------------

**1. ACCOMMODATION PARTICULARS**

<b>BEE shareholding % in Company owning property offered. (Provide relevant certified documents, i.e. (Members register, CK1 / CK2)</b>	<b>%</b>
<b>Erf no./ Name and address of building</b>	
<b>Town where building is situated</b>	
<b>Gross floor area of accommodation</b>	<b>m<sup>2</sup></b>
<b>Lease period</b>	<b>years</b>
<b>Total amount of refurbishment</b>	<b>R</b>
<b>Projected period of refurbishment</b>	<b>months</b>

**2. EPWP/NYS IN TENANT INSTALLATION (TI)****(NOTE: COMPULSORY FOR BIDDERS TO COMPLETE LAST COLUMN)**

<b>TI AMOUNT</b>	<b>MINIMUM NUMBER OF EPWP/NYS EXPECTED</b>	<b>NUMBER OF EPWP/NYS BIDDER WILL EMPLOY</b>
<b>R2 m – R9 m</b>	<b>50 labourers</b>	
<b>R10 m – R19 m</b>	<b>100 labourers</b>	
<b>R20 m – R49 m</b>	<b>200 labourers</b>	
<b>R50 m – R99 m</b>	<b>300 labourers</b>	
<b>R100 m +</b>	<b>500 labourers</b>	

<b>Company name</b>	<b>Representative name</b>	<b>Date</b>

## DPW-12 (LS): COMPLIANCE WITH ALL THE ACTS, REGULATIONS AND BY- LAWS GOVERNING THE BUILT ENVIRONMENT CERTIFICATE

<b>Bld no:</b>	DBN21/11/03	<b>Closing date:</b>	13 DECEMBER 2021
<b>Advertising date:</b>	19 NOVEMBER 2021	<b>Validity period:</b>	90 days

### COMPLIANCE WITH ALL THE ACTS, REGULATIONS AND BY- LAWS GOVERNING THE BUILT ENVIRONMENT

I, \_\_\_\_\_ duly authorised to represent  
 \_\_\_\_\_ (the bidders name) acknowledge that I as  
 \_\_\_\_\_ shall ensure that \_\_\_\_\_ (description of  
 the property in question) complies in every respect with the requirements of the following Acts, Regulations  
 and By - Laws:

- (i) Occupational Health and Safety Act, 1993. (Act 85 of 1993)
- (ii) The National Building Regulations and Building Standards Act, 1977 (Act 103 of 1977)
- (iii) The Municipal by-laws and any special requirements of the local supply authority.
- (iv) The local fire regulations, to guarantee/ensure the health and safety of all State employees occupying this/these premises and the public visiting the premises for business or other purposes.

I furthermore agree to advise the Department of Public Works immediately in writing of any reason I am unable to perform in terms of this agreement and to apply the necessary corrective measures.

<b>Name owner / authorised representative</b>	<b>Signature</b>	<b>Date</b>

#### 1. WITNESS:

<b>Name of witness</b>	<b>Signature</b>	<b>Date</b>

#### 2. WITNESS:

<b>Name of witness</b>	<b>Signature</b>	<b>Date</b>

## PA- 40: DECLARATION OF DESIGNATED GROUPS FOR PREFERENTIAL PROCUREMENT

Name of Tenderer .....

☐ EME<sup>1</sup> ☐ QSE<sup>2</sup> ☐ Non EME/QSE (tick applicable box)

### 1. LIST ALL PROPRIETORS, MEMBERS OR SHAREHOLDERS BY NAME, IDENTITY NUMBER, CITIZENSHIP AND DESIGNATED GROUPS.

Name and Surname #	Identity/ Passport number and Citizenship##	Percentage owned	Black	Indicate if youth	Indicate if woman	Indicate if person with disability	Indicate if living in Rural (R) / Under Developed Area (UD) / Township (T) / Urban (U).	Indicate if military veteran
1.		%	<input type="checkbox"/> Yes <input type="checkbox"/> No	<input type="checkbox"/> Yes <input type="checkbox"/> No	<input type="checkbox"/> Yes <input type="checkbox"/> No	<input type="checkbox"/> Yes <input type="checkbox"/> No	<input type="checkbox"/> R <input type="checkbox"/> UD <input type="checkbox"/> T <input type="checkbox"/> U	<input type="checkbox"/> Yes <input type="checkbox"/> No
2.		%	<input type="checkbox"/> Yes <input type="checkbox"/> No	<input type="checkbox"/> Yes <input type="checkbox"/> No	<input type="checkbox"/> Yes <input type="checkbox"/> No	<input type="checkbox"/> Yes <input type="checkbox"/> No	<input type="checkbox"/> R <input type="checkbox"/> UD <input type="checkbox"/> T <input type="checkbox"/> U	<input type="checkbox"/> Yes <input type="checkbox"/> No
3.		%	<input type="checkbox"/> Yes <input type="checkbox"/> No	<input type="checkbox"/> Yes <input type="checkbox"/> No	<input type="checkbox"/> Yes <input type="checkbox"/> No	<input type="checkbox"/> Yes <input type="checkbox"/> No	<input type="checkbox"/> R <input type="checkbox"/> UD <input type="checkbox"/> T <input type="checkbox"/> U	<input type="checkbox"/> Yes <input type="checkbox"/> No
4.		%	<input type="checkbox"/> Yes <input type="checkbox"/> No	<input type="checkbox"/> Yes <input type="checkbox"/> No	<input type="checkbox"/> Yes <input type="checkbox"/> No	<input type="checkbox"/> Yes <input type="checkbox"/> No	<input type="checkbox"/> R <input type="checkbox"/> UD <input type="checkbox"/> T <input type="checkbox"/> U	<input type="checkbox"/> Yes <input type="checkbox"/> No
5.		%	<input type="checkbox"/> Yes <input type="checkbox"/> No	<input type="checkbox"/> Yes <input type="checkbox"/> No	<input type="checkbox"/> Yes <input type="checkbox"/> No	<input type="checkbox"/> Yes <input type="checkbox"/> No	<input type="checkbox"/> R <input type="checkbox"/> UD <input type="checkbox"/> T <input type="checkbox"/> U	<input type="checkbox"/> Yes <input type="checkbox"/> No
6.		%	<input type="checkbox"/> Yes <input type="checkbox"/> No	<input type="checkbox"/> Yes <input type="checkbox"/> No	<input type="checkbox"/> Yes <input type="checkbox"/> No	<input type="checkbox"/> Yes <input type="checkbox"/> No	<input type="checkbox"/> R <input type="checkbox"/> UD <input type="checkbox"/> T <input type="checkbox"/> U	<input type="checkbox"/> Yes <input type="checkbox"/> No
7.		%	<input type="checkbox"/> Yes <input type="checkbox"/> No	<input type="checkbox"/> Yes <input type="checkbox"/> No	<input type="checkbox"/> Yes <input type="checkbox"/> No	<input type="checkbox"/> Yes <input type="checkbox"/> No	<input type="checkbox"/> R <input type="checkbox"/> UD <input type="checkbox"/> T <input type="checkbox"/> U	<input type="checkbox"/> Yes <input type="checkbox"/> No
8.		%	<input type="checkbox"/> Yes <input type="checkbox"/> No	<input type="checkbox"/> Yes <input type="checkbox"/> No	<input type="checkbox"/> Yes <input type="checkbox"/> No	<input type="checkbox"/> Yes <input type="checkbox"/> No	<input type="checkbox"/> R <input type="checkbox"/> UD <input type="checkbox"/> T <input type="checkbox"/> U	<input type="checkbox"/> Yes <input type="checkbox"/> No
9.		%	<input type="checkbox"/> Yes <input type="checkbox"/> No	<input type="checkbox"/> Yes <input type="checkbox"/> No	<input type="checkbox"/> Yes <input type="checkbox"/> No	<input type="checkbox"/> Yes <input type="checkbox"/> No	<input type="checkbox"/> R <input type="checkbox"/> UD <input type="checkbox"/> T <input type="checkbox"/> U	<input type="checkbox"/> Yes <input type="checkbox"/> No
10.		%	<input type="checkbox"/> Yes <input type="checkbox"/> No	<input type="checkbox"/> Yes <input type="checkbox"/> No	<input type="checkbox"/> Yes <input type="checkbox"/> No	<input type="checkbox"/> Yes <input type="checkbox"/> No	<input type="checkbox"/> R <input type="checkbox"/> UD <input type="checkbox"/> T <input type="checkbox"/> U	<input type="checkbox"/> Yes <input type="checkbox"/> No
11.		%	<input type="checkbox"/> Yes <input type="checkbox"/> No	<input type="checkbox"/> Yes <input type="checkbox"/> No	<input type="checkbox"/> Yes <input type="checkbox"/> No	<input type="checkbox"/> Yes <input type="checkbox"/> No	<input type="checkbox"/> R <input type="checkbox"/> UD <input type="checkbox"/> T <input type="checkbox"/> U	<input type="checkbox"/> Yes <input type="checkbox"/> No
12.		%	<input type="checkbox"/> Yes <input type="checkbox"/> No	<input type="checkbox"/> Yes <input type="checkbox"/> No	<input type="checkbox"/> Yes <input type="checkbox"/> No	<input type="checkbox"/> Yes <input type="checkbox"/> No	<input type="checkbox"/> R <input type="checkbox"/> UD <input type="checkbox"/> T <input type="checkbox"/> U	<input type="checkbox"/> Yes <input type="checkbox"/> No

# Where Owners are themselves a Company, Close Corporation, Partnership etc, identify the ownership of the Holding Company, together with Registration number

## State date of South African citizenship obtained (not applicable to persons born in South Africa)

<sup>1</sup> EME: Exempted Micro Enterprise

<sup>2</sup> QSE: Qualifying Small Business Enterprise

## PA- 40: DECLARATION OF DESIGNATED GROUPS FOR PREFERENTIAL PROCUREMENT

### 2. DECLARATION:

The undersigned, who warrants that he/she is duly authorized to do so on behalf of the Tenderer, hereby confirms that:

- 1 The information and particulars contained in this Affidavit are true and correct in all respects;
- 2 The Broad-based Black Economic Empowerment Act, 2003 (Act 53 of 2003), Preferential Procurement Policy Framework Act, 2000 (Act 5 of 2000), the Preferential Procurement Regulations, 2017, National Small Business Act 102 of 1996 as amended and all documents pertaining to this Tender were studied and understood and that the above form was completed according to the definitions and information contained in said documents;
- 3 The Tenderer understands that any intentional misrepresentation or fraudulent information provided herein shall disqualify the Tenderer's offer herein, as well as any other tender offer(s) of the Tenderer simultaneously being evaluated, or will entitle the Employer to cancel any Contract resulting from the Tenderer's offer herein;
- 4 The Tenderer accepts that the Employer may exercise any other remedy it may have in law and in the Contract, including a claim for damages for having to accept a less favourable tender as a result of any such disqualification due to misrepresentation or fraudulent information provided herein;
- 5 Any further documentary proof required by the Employer regarding the information provided herein, will be submitted to the Employer within the time period as may be set by the latter;

**Signed by the Tenderer**

Name of representative	Signature	Date



**DPW**

**STANDARD LEASE  
FOR OFFICE AND FUNCTIONAL ACCOMMODATION**



**public works**

Department:  
Public Works  
REPUBLIC OF SOUTH AFRICA





**public works**

Department:  
Public Works  
REPUBLIC OF SOUTH AFRICA

**STANDARD LEASE  
FOR OFFICE AND FUNCTIONAL ACCOMMODATION**



## INDEX

CLAUSE	HEADING	PAGE
1	PARTIES .....	4
2	DEFINITIONS AND INTERPRETATION.....	4
3	THE LEASE.....	8
4	DURATION.....	8
5	THE RENTAL .....	10
6	USE OF THE PREMISES .....	10
7	OCCUPATION OF THE PREMISES.....	11
8	CONDITION OF THE PREMISES AT THE COMMENCEMENT .....	
	DATE AND AT THE TERMINATION DATE .....	11
9	FIXTURES.....	13
10	EXPENSES, MAINTENANCE AND REPAIRS .....	13
11	OBLIGATIONS OF THE LESSOR .....	15
12	OBLIGATIONS OF THE OCCUPANT.....	16
13	INSURANCE .....	17
14	FIRE FIGHTING EQUIPMENT AND LIFTS .....	18
15	ALTERATIONS, ADDITIONS AND IMPROVEMENTS .....	19
16	DAMAGE TO OR DESTRUCTION OF THE PREMISES.....	19
17	BREACH .....	20
18	BROAD BASED BLACK ECONOMIC EMPOWERMENT.....	21
19	MANAGEMENT RULES.....	22
20	LESSORS RIGHT OF ENTRY AND CARRYING OUT OF WORKS ..	22
21	CESSION, ASSIGNMENT AND SUB-LETTING .....	22
22	NON-WAIVER .....	23
23	RIGHT OF FIRST REFUSAL .....	23
24	SALE OF PREMISES.....	24
25	WHOLE AGREEMENT .....	25
26	DOMICILIUM CITANDI ET EXECUTANDI.....	25
27	WARRANTY OF AUTHORITY .....	26
28	SEVERABILITY .....	26

# LEASE

## 1 PARTIES

The parties to this agreement are:

the lessor specified in item 1.1 of Schedule A;

AND

The Government of the Republic of South Africa, represented by the Director-General of the Department of Public Works or his/ her delegate duly authorised, hereinafter referred to as the lessee.

## 2 DEFINITIONS AND INTERPRETATION

2.1 In this agreement, unless the context indicates otherwise, the following words have the meaning assigned to them hereunder:

**"adjustment date"** - the date referred to in item 8 on Schedule A on which the escalation rate comes into effect;

**"the/this agreement"** - means the agreement set out in this document together with Schedule A, Schedule B, Schedule C, Schedule D thereto and any other schedules annexed thereto;

**"building"** - the entire structure known by the name as set out in item 2.2 of Schedule A and situated on the property set out in item 2.4 of Schedule A;

**"CPA"** - means the Consumer Protection Act, 68 of 2008 and the regulations published thereunder and all amendments thereof, together with all regulations thereunder from time to time;

**"commencement date"** - the date stipulated in item 7 on Schedule A on which the lease commences;



**"commencement rental"** - the rental payable at the commencement of the lease as is stipulated in Schedule B;

**"day"** - means any day other than a Saturday, Sunday or official public holiday in South Africa;

**"escalation rate"** - the percentage mentioned in item 9 on Schedule B, which adjusts the rental on every adjustment date;

**"expenses"** - those disbursements in respect of the premises which are occasioned by the ownership or the operation thereof, including but not limited to, assessment rates, municipal levies, air-conditioning maintenance, lift maintenance and insurance premiums;

**"GCC"** the General Conditions of Contract, as amended from time to time, issued by the National Treasury of the Government of the Republic of South Africa for purposes of goods and services procurement;

**"Initial lease period"** - means the initial period of the lease, as set out in item 3 of Schedule A hereto;

**"lessee"** - the Government of the Republic of South Africa, herein represented by the Director-General of the Department of Public Works or duly authorised delegate acting on behalf of any government department or entity as the occupant;

**"lessor"** - the owner of the premises (or a sub lessor who warrants his authority to enter into this agreement with the lessee and attaches such authorisation hereto) who, if she/he does not sign personally, is herein represented by the person mentioned in item 1.1.4 of Schedule A who by his/her signature hereto warrants that she/he is authorised to sign this agreement on behalf of the lessor;

**"exit maintenance"** - everything which is required to be done in order for the lessee to return the premises to the lessor, on termination or expiry of this agreement, in the condition they were in at the commencement date, fair wear and tear excepted;

**"occupant"** – the body defined in item 1.2 of Schedule A, being the body which will physically occupy the premises for the duration of the agreement of the lease;



**"party / parties"** - the lessee, the occupant and the lessor or any of them as determined by the context;

**"premises"** - the building and/or the structure and/or the land, or portions thereof, as set out in item 2.1 of Schedule A and a plan of which is attached as Schedule D, which form the subject of this agreement;

**"renewal period"** - the period mentioned in item 4 of Schedule A for which this agreement can be extended by the lessee and the lessor;

**"repairs"** - everything which is required to be done in order to achieve the same goal as that envisaged in the definition of "maintenance", but which requires more labour and more expense than maintenance, such as the replacement of cables, taps, locks, floor tiles, geysers and the like. The parties are agreed that normal wear and tear can through time require repairs;

**"SCC"** the Special Conditions of Contract, as included in the bid document for the leasing of the premises in question;

**"secondary lease period"** - the period mentioned in item 4 of Schedule A, for which this agreement may be extended by the lessor or the lessee from the date on which the initial lease period expires;

**"signature date"** - the date of signature of this agreement by the party which signs last in time;

**"termination date"** - the date stipulated in item 10 of Schedule A on which the lease terminate, unless extended for the secondary lease period, as more fully detailed in clause 4 hereof;

**"VAT"** - Value-Added Tax in terms of the VAT Act; and

**"VAT Act"** - the Value-Added Tax Act No. 89 of 1991, as amended.

- 2.2 The clause headings of this agreement have been inserted for reference purposes only and shall not be taken into account in its interpretation. Unless the context indicates otherwise, words importing the singular shall include the plural, words importing persons shall include bodies corporate, and, in each instance, also the opposite thereof.



- 2.3 If a provision in a definition is a substantive provision conferring rights or imposing obligations on any party, effect shall be given to it as if it were a substantive provision in the body of the agreement, notwithstanding that it is in the definitions clause.
- 2.4 Any reference to an enactment, regulation, rule or by-law is to that enactment, regulation, rule or by-law as at the signature date, and as amended or replaced from time to time.
- 2.5 Where any number of days is prescribed, such number shall exclude the first and include the last day, unless the last day falls on a Saturday, Sunday or public holiday in South Africa, in which case the last day shall be the next succeeding day which is not a Saturday, Sunday or public holiday.
- 2.6 The use of the word "including" followed by a specific example/s shall not be construed as limiting the meaning of the general wording succeeding it and the *eiusdem generis* rule shall not be applied in the interpretation of such general wording or such specific example/s.
- 2.7 The expiration or termination of this agreement shall not affect those provisions of this agreement which expressly provide that they will operate after any such expiration or termination or which of necessity must continue to have effect after such expiration or termination, notwithstanding the fact that the clauses themselves do not expressly provide this.
- 2.8 In its interpretation, the *contra proferentem* rule of construction shall not apply (this agreement being the product of negotiations between the parties) nor shall this agreement be construed in favour of or against any party by reason of the extent to which any party or its professional advisors participated in the preparation of this agreement.
- 2.9 The provisions of this agreement shall be subject to the provisions of the SCC and GCC, to the extent that such conditions are applicable to this agreement.
- 2.10 In the event of a conflict between a provision in this agreement and any provision of the GCC, the provisions in the SCC and this agreement shall prevail.



### **3 THE LEASE**

The lessor hereby leases the premises to the lessee who hires the premises on the terms and conditions set out in this agreement, for the occupation of the occupant, it being specifically recorded and notwithstanding anything to the contrary contained in this agreement, that the only persons who are mandated to negotiate, enter into, amend or otherwise agree the terms and conditions of this agreement are lessor and lessee; provided that any terms and conditions which are specifically exercisable by the occupant in terms of this agreement, shall be so exercisable despite this clause 3.

### **4 DURATION AND RENEWAL**

- 4.1 This agreement shall commence on the commencement date and shall endure for the period as specified in item 3 of Schedule A as the initial lease period.
- 4.2 Upon the expiry of the initial lease period, the lessee shall have the option of renewing this agreement for an additional period as specified in item 4 of Schedule A as the secondary lease period upon the terms and conditions contained in this agreement provided that in respect of rental payable from the date on which the secondary lease period commences ("the renewal date"), the parties will agree on a market related rental for the premises; provided that such rental will be based on an escalation rate which is not higher than the increased rate of the last period of the agreement.



- 4.3 The lessee shall give written notice to the lessor of its intention to exercise the option to renew this agreement (referred to in clause 4.2 above) by no later than 3 months prior to the expiry of the initial lease period. Should the lessee fail to so exercise the option, this agreement shall continue on a month to month basis until such time as either of the parties gives the other a written notice terminating this agreement, in which event, this agreement shall terminate at the end of the month following the month in which the notice was given.**
- 4.4 On the expiry of the first period and upon receipt of a written notice from the lessee in terms of clause 3 above, the terms of the contract shall remain for the duration of the extension exercised by the lessee unless otherwise agreed to in writing.**
- 4.5 On expiry of the secondary lease period, the lease shall automatically terminate unless the parties agree in writing to a further extension of this agreement.**
- 4.6 Should the lessee wish to extend this agreement for a further period after the secondary lease period, the lessee shall give the lessor written notice of its intention to extend this agreement by a further period by no later than 6 months prior to the expiry of the secondary lease period. Should the lessor be agreeable to such an extension, the parties will then enter negotiations to agree on the further period of extension and a market related rental for the premises.**
- 4.7 The terms and conditions of lease during the secondary lease period and any further lease period as referred to in 4.5 shall be those contained in this agreement.**
- 4.8 All extensions to the lease period in this agreement, and any changes to the terms and conditions of lease during such extended period, shall be concluded in writing and signed by the parties prior to the termination date or expiry of any extended period, as the case may be.**





## **5 THE RENTAL**

- 5.1** During the initial rental period, with effect from the commencement date, the monthly rental payable by the lessee to the lessor shall be as specified in Schedule B.
- 5.2** The lease commences with the commencement rental. Thereafter the rental shall escalate each year, on each anniversary date of the lease, in accordance with the compounded escalation rate as set out in item 9 on Schedule A.
- 5.3** The rental shall be paid by the lessee to the lessor, monthly in advance on or before the 7th (seventh) day of each and every month.
- 5.4** All payments made by the lessee to the lessor in terms of this agreement, shall be effected by electronic payment directly into the lessor's nominated bank account..
- 5.5** The parties agree that all rentals payable in terms of this agreement shall include value-added tax where such tax is payable. The lessor shall specify such tax for record and tax purposes separately from the basic rental.
- 5.6** The lessee undertakes to pay all VAT, at the standard rate applicable from time to time, leviable on any amounts payable by the lessee in terms of this agreement.
- 5.7** The lessor shall be liable to pay all rates, taxes, other regulatory amounts and levies in respect of the premises to the relevant authority as well as any expenses and increases.

## **6 USE OF THE PREMISES**

- 6.1** The lessee records that she/he will use the premises for the purpose specified in item 5 of Schedule A and for any legitimate Government purpose: provided that the lessee shall give the lessor not less than (3) three months' notice of such intent.
- 6.2** The lessor hereby warrants and undertakes that the premises are fit for use for the purpose set out in item 5 of Schedule A.



- 6.3 The lessor shall be obliged to obtain such consents and authorisations (excluding trade and other licences) as may be required by competent authorities or title conditions to enable the lessee to use the premises for the purpose referred to in 6.1.
- 6.4 The lessor hereby warrants that all permits, licences and/or consents in respect of the conduct of the business at the premises have been granted and/or renewed.

## **7 OCCUPATION OF THE PREMISES**

The lessee warrants the lessee's right to free and undisturbed possession of the premises from the commencement date until termination of this agreement, subject thereto that any delay in taking possession due to avoidable actions or omissions of the lessee, shall not be regarded as a delay on the part of the lessor. The date of occupation shall be the date on which the lessee occupies the premises; which shall also be the date of commencement of the lease

## **8 CONDITION OF THE PREMISES AT THE COMMENCEMENT DATE AND AT THE TERMINATION DATE**

- 8.1 Schedule C contains details of the installations required by the lessee, the party responsible for effecting those installations and the party who bears the costs in respect thereof. Schedule C also contains the obligations, if any, of the lessee in regard to the removal thereof on termination of this agreement. To the extent that any party does not make the installations listed opposite its name in Schedule C, either of the other parties may have such installations made at the reasonable cost thereof and the party which was responsible for such installation shall become liable for such reasonable amount; provided that where the lessor does not make such installation and the lessee or occupant makes such installation on its behalf, the lessee shall be entitled to reduce its rental payment due to the lessor until such time as it has recouped its cost in respect of making the installation on behalf of the lessor.



- 8.2 The lessee shall in writing (Certification of Occupation- schedule D) accept that the lessor has complied with terms of the agreement and that the building is ready and available and ready for use, inclusive of the date of occupation.
- 8.3 The lessee shall, within 30 days of occupation of the premises, furnish the lessor with three (3) dates and times, which dates must be within twenty-one (21) days of occupation, to convene a meeting to inspect the premises. The lessor shall accept a date, from those furnished, that is suitable to him. At such meeting the parties, including the occupant, shall jointly inspect the premises, so as to ascertain any damage or defect in the premises and the general condition of the premises and to record them in a list which all three parties shall sign.
- 8.4 The lessor shall within thirty (30) days of such inspection repair the defect(s). The lessee shall be entitled to rectify those defects at its own expense and to recover the costs thus incurred in accordance with procedure laid down in sub-clause 8.1 above
- 8.5 Should the lessor fail to comply with his obligations in respect of installations required by the lessee, if any, or fail to repair the damages or defect(s), the lessee shall notify the lessor of such failure and unless the lessor so complies within fourteen (14) days, save in emergencies, the lessee shall be entitled to rectify those matters at his own expense and to recover the costs thus incurred by means of direct deduction from monies due to the lessor.
- 8.6 The lessor shall furnish dates and times at least fourteen working (14) days prior to the expiry of the lease for the inspection of the premises after termination of the lease. Within 14 days after the expiry of this agreement, the lessor shall ensure that the following lists are compiled and delivered to the lessee:
- 8.6.1 A list of all the items where the parties agree that such items are damaged or defective and that the lessee is liable; and
- 8.6.2 A list of the items, which are damaged, or defective and which in the opinion of the lessor the lessee is liable for, whereas the lessee denies liability.



8.7 The items recorded in the list contemplated in clause 8.6.2 shall be replaced as per agreement between the parties. Should the parties fail to reach such an agreement within seven (7) days from the date of delivery of the lists to the lessee, the dispute may by agreement between the parties be referred to an independent professional who shall act as a mediator in an attempt to resolve the dispute.

8.8 The lessee shall be liable for a pro rata rental in the event the premises/ part of the premises is not available for use.

## **9 FIXTURES**

The parties agree that for the purposes of the interpretation of this clause and of this agreement, fixtures shall refer to movable or immovable fittings installed by the lessee and required for its purposes, such as computer cables and telephone systems. The lessee shall be entitled, at its expense and with the written consent of the lessor, which consent shall not be unreasonably withheld (alternatively, as arranged in Schedule C), to install fixtures (which shall remain the property of the lessee) on the premises; provided that, after the termination of this agreement -

9.1 fixtures may be removed by the lessee on condition that the premises are restored to the condition in which they were before the installation of the fixtures, fair wear and tear excepted; or

9.2 the lessor may demand that fixtures which have not been thus removed, shall be removed by the lessee, in which event the same requirements regarding the restoration of the premises 9.1 above shall apply.

## **10 EXPENSES, MAINTENANCE AND REPAIRS**

10.1 Subject to 10.3 below, the lessor shall be responsible for and pay all and any expenses in respect of the premises.



- 10.2 The lessor shall be responsible for contracting with the suppliers of utilities to the premises referred to in this clause 10.1 above and shall be directly responsible for payment of these charges and any connection fees and deposits in respect thereof.
- 10.3 The lessee shall be responsible for and will pay the cost of all electricity, water and/or gas consumed on the premises for the duration of this agreement. Electricity and water consumed shall be charged according to the relevant meter reading, provided that the consumption of water, electricity and gas in the premises shall be proved *prima facie* by reading of meters or sub-meters and recording same. The lessor shall be responsible for contracting with the suppliers of utilities to the premises referred to in this clause 0 and shall be directly responsible for payment of these charges and any connection fees and deposits in respect thereof.
- 10.4 Notwithstanding the provisions of 5.7, 10.1 and 11.1, the lessee shall be responsible for any increase in the rates and taxes payable by the lessor in respect of the premises after the commencement date.
- 10.5 In the event of the premises being a portion of a building and it consequently being necessary to determine the lessee's *pro rata* share in respect of maintenance or consumption of necessary services, the *pro rata* share of the lessee, for the purpose of this agreement, shall be determined by calculating the area of the premises as a fraction of the total area of the building.
- 10.6 Should the lessor fail to pay expenses or to undertake repairs, the lessee may remind the lessor in writing, and should the lessor still be in default 30 days after receipt of such reminder (or such longer period which the parties may have agreed upon) the lessee shall be entitled to demand specific performance or to pay such expenses or to undertake such repairs and to recover the amounts thus disbursed from the rental due to the lessor by set off or by legal action. A certificate by the lessee of such expenses shall be *prima facie* proof thereof.



## **11 OBLIGATIONS OF THE LESSOR**

In addition to any other obligations contained in this agreement, the lessor shall be responsible:

- 11.1 For the payment of assessment rates and fixed municipal levies not referred to in 10.4 above, including all related increases;**
- 11.2 For insuring the premises, including the buildings as provided for in clause 13 below;**
- 11.3 For installation and maintenance of mechanical and fire services equipment, including fire detection equipment, fair wear and tear excepted, as further stipulated in clause 14 hereof;**
- 11.4 For landscape maintenance of the premises;**
- 11.5 To provide, at the lessor's expense, all electric, fluorescent, and incandescent light bulbs required on the property;**
- 11.6 For the maintenance of, and for all repairs and replacements becoming necessary from time to time in or to, the roofs and outside walls of the buildings including the maintenance and repair of the structure of the buildings, and all systems, works and installations contained therein;**
- 11.7 For maintaining in good order and condition the exterior, roof, gutters and down-pipes of the premises and shall make good any structural defects, other than damage caused by the lessee, (for which the lessee shall be liable, and in respect of which the provisions of this agreement shall apply);**
- 11.8 For normal maintenance and repairs (including painting) of both the exterior and interior of the premises, including the cleaning of the exterior of the premises as well as windows, in a high rise building;**
- 11.9 For the operation (including maintenance and repairs) of the air-conditioning system and the lifts during normal office hours or during such times as may be agreed upon;**



- 11.10 For water and electricity consumption to the extent that these are not separately metered for the occupant;
- 11.11 For municipal rates (existing and future) levied on ownership (including rates increases);
- 11.12 For installation and maintenance of the fire extinguishing and fire detection equipment as stipulated in clause 13; and
- 11.13 For the replacement of floor covering (carpeting etc) at the expiry of their agreed lifetime.
- 11.14 For submission of valid annual tax certificate;
- 11.15 Compliance with Occupation Health and Safety and Act
- 11.16 Compliance with Department of Labour applicable standards annually – Certification of Occupation
- 11.17 Signing of Facilities Management performance schedule specifying maintenance standards and obligations

## **12 OBLIGATIONS OF THE OCCUPANT**

In addition to any other obligations contained in this agreement, the occupant shall

- 12.1 not use the premises or allow them to be used, in whole or part, for any purpose other than that of the business;
- 12.2 take good and proper care of the interior of the buildings;
- 12.3 be responsible for all reasonable security, manned or otherwise, necessary to protect the premises;
- 12.4 not cause or commit any unreasonable nuisance on the premises or cause any annoyance or discomfort to neighbours or the public;



- 12.5 not unreasonably leave refuse or allow it to accumulate in or about the premises;**
- 12.6 refrain from interfering with the electrical, plumbing, or gas installations or systems serving the premises;**
- 12.7 take all reasonable measures to prevent blockages and obstructions from occurring in drains, sewerage pipes and water pipes serving the premises;**
- 12.8 at all times comply with any law, by-law or regulation of the local authority relating to the conduct of its business at the premises and also with the conditions of the title deed under which the premises are held by the lessor;**
- 12.9 be permitted to place such electrical or other signage on the exterior of the premises as it may reasonably require;**
- 12.10 forthwith disclose in writing to the lessor details of any act, matter or thing, stored or carried out upon the premises which may affect, vitiate or endanger the fire insurance policy in respect of the property or which may result in an increase of the fire insurance premium.**
- 12.11 undertake domestic cleaning of the interior of the premises, including domestic services such as the provision of toilet paper, soap, towels, etc.; excluding common areas.**
- 12.12 be responsible for the costs of water and electricity consumption to the extent that these are separately metered as fully set out in clause 10 above; and**
- 12.13 be responsible for the costs of refuse removal and sanitary services.**

### **13 INSURANCE**

- 13.1 The lessor shall comprehensively insure the property and the buildings, and fittings at its replacement value, at the lessor's own risk and cost.**





- 13.2 The lessee and the occupant may not after the commencement of the lease do, or allow anything that is contrary to the provisions of the insurance policy, which will cause an increase in the premiums of any insurance policy held by the lessor over the property, provided that the conditions of the insurance policy will be communicated in writing to the lessee. The lessor will communicate the conditions of insurance policy on the premises in writing to the lessee within seven (7) days of the commencement of the lease agreement.
- 13.3 Should the lessee knowingly do or cause to be done anything that causes an increase in the premiums of such insurance policy, the lessee will be liable for the increase in the premiums occasioned by the actions of the lessee. The lessor shall furnish to the lessee proof from the insurer of such increase before any payment shall be due from the lessee.
- 13.4 The lessor shall not be liable for any damage which the lessee may suffer as a consequence of rain, wind, hail, lightning, fire, earthquake, storm, riots, strikes, actions by enemies of the State or in consequence of the interruption of any facility or service supplies to the premises by third parties, unless such damage could have been prevented by the lessor, his employees or agents.
- 13.5 The lessor shall not be liable for any accident, injury or damage incurred by the lessee, his employees, agents or visitors, in or near the premises, unless this could have been prevented on the part of the lessor, his employees or agents.

## **14 FIRE FIGHTING EQUIPMENT AND LIFTS**

- 14.1 The lessor shall be obliged to install, maintain and operate on the premises fire extinguishing and fire detection equipment complying with the National Building Regulations and Building Standards Act (Act 103 of 1977) as amended, and/or any other applicable legislation.



**14.2** The lessor shall be obliged to maintain the lifts and ensure that regular checks are done in accordance with the Occupational Health and Safety Act (Act 85 of 1993) as amended and /or any other applicable legislation.

**14.3** The lessor shall provide the lessee with quarterly reports of regular checks done on the fire extinguishers and lifts to ensure safety and security of the occupants of the premises

## **15 ALTERATIONS, ADDITIONS AND IMPROVEMENTS**

**15.1** The lessee shall not make any alterations or additions to any of the buildings, the premises or any part thereof, without the lessor's prior written consent, but the lessor shall not withhold its consent unreasonably to any such alteration or addition. In the event that the lessee does make any such prohibited alterations or additions, it is agreed between the parties that such alterations and/or additions shall be come an immovable part of the respective building or premises to which it is made and shall thus be owned by the lessor. Where such alteration or addition has added value to the buildings, the lessor shall negotiate with the lessee on the monetary amount to be paid to the lessee for making such alteration or addition.

**15.2** Notwithstanding the aforesaid, the lessee shall be entitled to make any non- structural alterations or additions to the interior of the premises without the lessor's prior written consent, provided that the lessee may, on the expiration of this agreement, remove such non-structural alterations or additions as it may have made, provided that simultaneously with any such removal, it reinstates the premises or part of the premises in question, at the lessee's cost, to their same condition (fair, wear and tear excepted) as they were in prior to the carrying out of such alterations or additions.

## **16 DAMAGE TO OR DESTRUCTION OF THE PREMISES**

**16.1** In the event of the premises being destroyed and therefore rendered totally unfit for occupation, this agreement shall be terminated automatically.



- 16.2 In the event of the premises being damaged and remaining partially suitable for the purposes of the lessee, the parties shall be entitled to terminate this agreement by thirty (30) days' notice in writing given to the other party within thirty (30) days after such destruction or damage.
- 16.3 Should no notice in terms of 16.2 above be given, then this agreement shall continue and the lessor shall be obliged to proceed expeditiously with the work of rebuilding the premises. Should the parties continue with the agreement, the lessee shall be entitled to a reduction in rental to the extent to which the lessee is deprived of the full and beneficial use and occupation of the premises until such time as the premises have been rebuilt or re-instated.
- 16.4 Should there be any dispute as to the extent to which the premises have been damaged and/or the extent to which the premises are unfit for occupation and capable of being used for the purpose for which they are let, the dispute shall be referred to an expert, who shall act as an expert and not as an arbitrator, and whose decision shall be final and binding on the parties. The parties shall jointly agree on who the expert shall be, failing which the expert shall be appointed by the chairperson of the Law Society of South Africa or his delegate.

## **17 BREACH**

17.1 Subject to any specific provision in this agreement to the contrary, should:

- 17.1.1 the rental or any other amount payable by the lessee in terms of this agreement not be paid by due date or should the lessee commit or suffer or permit the commission of any breach of any of the remaining conditions of this agreement and fail to pay such rental or amount or to remedy such breach within 30 (thirty) days after receipt of written notice by the lessor requiring it to do so, or such longer period as may be reasonable in the circumstances; or



17.1.2 Subject to due process of law; the lessor shall be entitled to claim specific performance, cancel this agreement and retake possession of the premises (without prejudice to any of its other rights under this agreement or at all) and /or claim damages.

17.2 Should either party breach any obligations in terms of this agreement and fail to remedy such breach within 14 (fourteen) days of written demand from the aggrieved party to do so, or such longer period as may be reasonable in the circumstances, the aggrieved party shall be entitled to cancel this agreement or claim specific performance, in either case, without prejudice to the aggrieved party's rights to claim damages from the offending party.

## **18 BROAD BASED BLACK ECONOMIC EMPOWERMENT**

18.1 The lessor shall sustain the status level in terms of broad based black economic empowerment as claimed in the accepted tender documents and conditions of tender for the duration of the lease period. Failure/Neglect omission on the part of the lessor to sustain the broad based black economic empowerment level may constitute a material breach of the agreement. The lessor is obliged to annually, at the expiry date of the initial status level certificate, confirm that the status has been maintained by the provision of a valid certificate indicating their current status level.

18.2 In the event that the percentage of such status level decreases, the lessor shall be responsible to notify the lessee thereof, in writing, within 14 days of such change of status level.

18.3 In the event that the lessor's status level has decreased and –

18.3.1 the lessor has notified the lessee as required in terms of 18.2 above, the lessee may, in its sole discretion, elect to give the lessor 6 months to ensure that its status level reverts to its initial status level; or

18.3.2 the lessor fails to provide the abovementioned status level certificate or fails to advise the lessee as is required in terms of 18.2 above, the lessor shall be in material breach of this agreement and the lessee may, in addition to any other remedy it may

have, cancel the agreement and claim the all costs losses and/or damages which it has suffered as a result of having to make less favourable arrangements due to such cancellation.

## **19 MANAGEMENT RULES**

The lessor will furnish the lessee with all management rules, if any, prior to entering into this agreement.

## **20 LESSORS RIGHT OF ENTRY AND CARRYING OUT OF WORKS**

The lessor's representatives, agents, servants and contractors may at reasonable times and on reasonable notice, without thereby giving rise to any claim or right of action on the part of the lessee or the occupant of the property or any part thereof, enter the property or any of the buildings in order to inspect them, to carry out any necessary repairs, replacements, or other works, or to perform any other lawful function in the *bona fide* interests of the lessor or the lessee or the occupant, but the lessor shall ensure that this right is exercised with due regard for and a minimum of interference with the beneficial enjoyment of the property by those in occupation thereof, and provided further that such rights will be exercised subject to the lessee's specific security requirements relating to the physical security of the property.

## **21 NAMING RIGHTS**

The lessor shall grant the lessee the right to name the premises if the lessee is the sole or majority user of such premises for the duration of such lease.

## **22 CESSION, ASSIGNMENT AND SUB-LETTING**

The lessee shall not, except with the prior written consent of the lessor, which shall not be unreasonably withheld;

- 22.1 cede or assign all or any of the rights and obligations of the lessee under this agreement; or
- 22.2 sublet the premises in whole or in part; or
- 22.3 give up possession of the premises or any portion thereof to any third party;

provided that it is an explicit provision of this agreement that the lessee may substitute one occupant with another at its own discretion, taking into consideration any concerns communicated by the lessor.

## **23 NON-WAIVER**

- 23.1 Neither party shall be regarded as having waived, or been precluded in any way from exercising, any right under or arising from this agreement by reason of such party having at any time granted any extension of time for or having shown any indulgence to the other party with reference to any payment or performance hereunder, or having failed to enforce; or delayed in the enforcement of any right of action against the other party.
- 23.2 The failure of either party to comply with any non-material provision of this agreement shall not excuse the other parties from performing their obligations hereunder fully and timeously.

## **24 RIGHT OF FIRST REFUSAL**

- 24.1 The lessor hereby grants to the lessee and the lessee hereby accepts the right of first refusal to purchase the property.
- 24.2 Pursuant to the right granted by the lessor in favour of the lessee in 24.1, the lessor shall not dispose of any part or whole of the property at any time except in accordance with the following circumstances:

- 24.2.1 If the lessor intends to so dispose, the lessor shall deliver to the lessee a written notice offering ("the offer notice") so to dispose, to the lessee at a consideration (which shall sound in money in South African currency) and on such terms as may be stipulated in the offer notice; and
- 24.2.2 the lessee may, at any time within 60 days after the receipt of the offer notice, accept it by giving written notice to the lessor to that effect.
- 24.3 If the lessee does not accept the offer within the period aforesaid, the lessor may dispose of the property on terms no more favourable than the terms contained in the offer notice within a period of 90 (ninety) days after the lessee has rejected the offer, whereafter the lessor shall again be obliged to follow the procedure in clause.
- 24.4 Should the lessee not exercise its right of first refusal in relation to the property or in relation to any rights thereto or pursuant thereto, the relevant acquirer shall acquire the property free of the right of first refusal contained in this clause.

## **25 SALE OF PREMISES**

- 25.1 Transfer of the ownership of premises from the lessor to a third party pursuant to a sale thereof shall not in any way affect the validity of this agreement. It shall accordingly, upon registration of transfer of the premises into the name of the purchaser, remain of full force and effect save that the purchaser shall be substituted as lessor and acquire all rights and be liable to fulfil all the obligations which the lessor, as lessor, enjoyed against or was liable to fulfil in favour of the lessee in terms of the this agreement.
- 25.2 Nothing shall prevent the lessor from advertising the premises as "for sale" or as "to let" as long as it does not disturb the lessee in its use and enjoyment of the premises and any activities which the lessor undertakes are undertaken on reasonable notice to the occupant.



## **26 WHOLE AGREEMENT**

**26.1** This is the entire agreement between the parties.

**26.2** Neither party relies, in entering into this agreement, on any warranties, representations, disclosures or expressions of opinion, which have not been incorporated into this agreement as warranties or undertakings.

**26.3** No variation, alteration, or consensual cancellation of this agreement shall be of any force or effect unless reduced to writing and signed by the duly authorised representatives of both parties.

## **27 DOMICILIUM CITANDI ET EXECUTANDI**

**27.1** The parties respectively choose as *domicilium citandi et executandi* and as the address for the serving of notices the address appearing underneath their names in Schedule A (and the lessor is explicitly barred from serving such notices on officials and offices in the Regions/Provinces).

**27.2** Any notice given by one of the parties to the other ("the addressee") which: -

**27.2.1** is delivered by hand to a responsible person during ordinary business hours at the physical address chosen as the addressee's *domicilium citandi et executandi* shall be deemed to have been received by the addressee on the date of the delivery, until the contrary is proved;

**27.2.2** is posted by prepaid registered post from an address within the Republic of South Africa to the addressee at the addressee's *domicilium citandi et executandi*, shall be deemed to have been received by the addressee on the tenth (10<sup>th</sup>) business day of the date of posting (unless the contrary is proved; or

**27.2.3** is faxed to the chosen fax number, will be deemed to have been on the date of despatch received unless the other party proves the contrary.



27.3 Either party shall be entitled, on 14 days' notice to the other, to change the address of his *domicilium citandi et executandi*.

## 28 WARRANTY OF AUTHORITY

The parties hereby warrant that each of them has the power, authority and legal right to sign and perform this agreement and that this agreement has been duly authorised by all necessary actions of its directors, to the extent applicable, and constitutes a valid and binding obligation on it in accordance with the terms thereof.

## 29 SEVERABILITY

Any provision in this agreement which is or may become illegal, invalid or unenforceable in any jurisdiction affected by this agreement shall, as to such jurisdiction, be ineffective to the extent of such prohibition or unenforceability and shall be treated *pro non scripto* and severed from the balance of this agreement, without invalidating the remaining provisions of this agreement or affecting the validity or enforceability of such provision in any other jurisdiction.

SIGNED AT..... ON THIS THE .....DAY OF ..... 20\_\_

### WITNESSES

1. ....  
FULL NAME AND SIGNATURE

2. ....  
FULL NAME AND SIGNATURE

### SIGNATURE OF LESSOR / REPRESENTATIVE

.....  
FULL NAMES

Duly authorised as per attached resolution.



SIGNED AT..... ON THIS THE .....DAY OF ..... 20\_\_

**WITNESSES**

1. ....  
FULL NAME AND SIGNATURE

2. ....  
FULL NAME AND SIGNATURE

.....  
**SIGNATURE OF LESSEE**

.....  
FULL NAME

.....  
CAPACITY

Duly authorised as per Departmental delegation dated .....

SIGNED AT..... ON THIS THE .....DAY OF ..... 20\_\_

**WITNESSES**

1. ....  
FULL NAME AND SIGNATURE

2. ....  
FULL NAME AND SIGNATURE

.....  
**SIGNATURE OF OCCUPANT**

.....  
FULL NAME

.....  
CAPACITY

Duly authorised as per Departmental delegation dated .....



## SCHEDULE C

**1. Details of installations required:**

INSTALLATIONS:	PARTY TO EFFECT:	PARTY TO PAY:

- 2. The lessor shall issue an Electrical Certificate Of Compliance before occupation of the premises, failing which the occupant is not obliged to take occupation of the premises and the lessee is not obliged to pay any rental amounts.**



**SCOPE OF REQUIREMENTS**  
**LEASE of OFFICE ACCOMMODATION**  
**TENDER/BID: DBN21/11/03**

The bidder is required to sign and submit this document to confirm that his/her property will comply with the specification as tabled in this document. The bidder is compelled to submit documents for specification requirement marked 'X' as returnable documents. The same are tabled on PA09 as returnable documents.

Item	Description	Returnable documents
1.	The tender must be accompanied by existing building plans approved by a Local Municipality <b>OR</b> for proposed development, building plans and elevations drawn by a suitable SACAP registered architectural professional showing aspects of the SANS 10400 & 204 Energy Efficiency. ( <i>Proposed layout plans maybe redefined at a later stage at the landlord's cost</i> ). 1.1 Layout plans must be drawn to meet the client's needs in accordance to the approved space and norms. 1.2 The floor area of designated rooms must be indicated on the plan. 1.3 The minimum floor to ceiling height and room sizes must be in compliance with the SANS 10400.	X
2.	Confirmation of the rentable area (Issued by a registered Architect), as per <b>SAPOA method</b> of calculating rentable space.	X
3.	Total lettable area = 1868,75 sqm	
4.	Balance of Total lettable area on remainder of the floors = 0	
5.	Undercover carports on site = 0	
6.	Undercover car parking bays within the site = 32	
7.	Open parking area wash bay on site = 2	
8.	Open parking area on site = 400	
9.	Submission of proof of Industrial/commercial property zoning or any appropriate property zoning confirming that property can accommodate the nature of the service required.	X
10.	Submission of proof of ownership/ Title Deeds/ Valid sale agreement to be provided.	X
11.	The entire building must be paraplegic friendly and fully accessible before occupation.	
12.	The existing building should be easily accessible to the people living with disability, public and Client as well as substandard vehicles and hoists.	
13.	The building must comply with the aspects of South African National Standards SANS 10400 and SANS 204 (Energy efficiency) regulation, Occupational Health and Safety Act no 85 of 1993 and to comply with	X

Entity name	Signature of owner / Authorised Representative	Date



# public works

Department  
Public Works  
REPUBLIC OF SOUTH AFRICA

	COVID19 Regulations.	
14.	Professional team for planning and execution of tenant installations is at the bidder's account.	
15.	<p>The following applicable certification is to be provided <b>prior</b> to the occupation of the building:</p> <ul style="list-style-type: none"> <li>• A Structural Engineers stability certificate.</li> <li>• A gangnall roof truss design certificate by a professional engineer.</li> <li>• Glazing certificate from SAGGA.</li> <li>• A SAPOA certificate.</li> <li>• An Electrical compliance certificate.</li> <li>• Plumbing certificate.</li> <li>• Fire fighting equipment certificate.</li> <li>• An occupational certificate by the Local Authority.</li> <li>• Airconditioning Certificate with regards to air velocity/fresh air, etc.</li> <li>• An anthropologists Certificate.</li> <li>• A fire clearance certificate from the Local Authority / Fire dept. If the building falls under the jurisdiction of a Local Authority.</li> <li>• A fire clearance certificate from a Consulting Architect / Fire specialist If the building does not fall under the jurisdiction of a Local Authority.</li> </ul>	
16.	<p><b>GENERAL</b></p> <p>(a) The layout of the building will have to comply with the following:</p> <ul style="list-style-type: none"> <li>(i) The provision of natural light and ventilation throughout the building will be an advantage.</li> <li>(ii) Buildings deep in floor plans should be provided with light wells, atriums, etc. to promote natural light and ventilation into the building.</li> <li>(iii) Buildings should not be deeper in floor plan than 2 offices on either side of a passage. The offices must be provided with adequate operable windows.</li> <li>(iv) Buildings must be designed to eliminate "sick building syndrome".</li> <li>(v) The proposed accommodation has to be made secured. Access to the lease premises must be controlled by the client</li> <li>(vi) To avoid traffic jams, ingress and egress into sites must be of a 2 way driveways.</li> <li>(vii) The floor to ceiling heights must be indicated by a section through the building. Specific client's requirements must be considered in this regards, e.g., raised Judges' podium with appropriate floor to ceiling heights.</li> </ul>	
	<b>ELECTRICAL REQUIREMENTS</b>	

Entity name	Signature of owner / Authorised Representative	Date



# public works

Department:  
Public Works  
REPUBLIC OF SOUTH AFRICA

17.	Each workstation to have a network point in a three compartment trunking	
18.	Each workstation must have a Telkom point in a three compartment trunking.	
19.	Each workstation must have a dedicated socket outlet in a three compartment trunking	
20.	Each workstation must have a normal socket outlet in a three compartment trunking	
21.	The passages must have a 4 x 4 socket outlet every 15 meter in length, mounted flush on the wall	
22.	All other rooms must have a least one single socket outlet	
23.	Staff Kitchen must have a stove isolator with wiring	
24.	Staff Kitchen must have two double socket outlets	
25.	Lighting at Reception to have a minimum 500lux	
26.	Lighting in offices to have a minimum 500lux	
27.	Lighting in Passages to have a minimum 300lux	
28.	Lighting in Rest Rooms to have a minimum 100lux	
29.	Lighting in Stores to have a minimum 200lux	
30.	Lighting in Parking Area to have a minimum 75lux	
31.	All exit areas and stairways must have light fittings with a min. of 75lux	
32.	Each office /room to have a separate light switch	
33.	External lighting must be controlled by a photo-cell	
34.	Each floor there must be a lockable distribution board with all circuits labelled	
35.	In the event we have different clients per building/per floor then each distribution board must be metered	
36.	All dedicated socket outlets must be wired via an emergency generator	
37.	Installation of generator must comply to the NDPW Standards	
38.	Lift Installation must be on generator and UPS backup	
39.	Allow for conduits and boxes for network and Telkom cables, it will depend on the size of the building/floor area	
40.	The network and fire cabling must be in separate conduits	
41.	Supply and install an Isolator per installation of split- air conditioner	
42.	Security systems i.e. biometrics, camera, x-ray machines, CCTV, smoke alarms must be wired via a UPS backup	
43.	The main incoming supply must be metered and this room must be well ventilated and lockable	
44.	Appropriate load in the electrical installation have to be provided	
45.	The entire electrical wiring must comply to the SANS 0412 regulation	
46.	All user manuals must be handed over to the Departmental representative.	
47.	The entire installation and lighting must be energy compliant. Use energy efficient equipment, fittings and applications	
48.	A Certificate of Compliance must be issued on completion of the electrical installation	
49.	Installations should allow for a backup generator for all dedicated	
Entity name		Signature of owner / Authorised Representative
		Date



	socket outlets and critical equipments.	
	<b>MECHANICAL SERVICES</b>	
50.	<b>Air Conditioning</b> (1) All rentable office spaces shall be provided with an adequate supply of conditioned air taking into consideration particularly with respect to altitude, ambient temperatures and atmospheric conditions, Insuring a safe, health and hygienic working environment. (2) The Air Conditioning shall generally be in accordance with SABS 1125-1977, SABS 0400 and the NDPW Standard specifications. (3) Design shall be energy efficient and use "Green" refrigerant gas, such as, R410a or approved alternative. (4) The Air Conditioning Plant and equipment shall be regularly maintained, serviced and kept in full working condition. A maintenance register shall be kept of all servicing & repairs undertaken on the units.	
51.	<b>De-Humidifier Packaged Units for Gun safe, documents (deeds office) and exhibits)</b> (1) All De-humidifiers shall be Amcor Model DC 800 or approved alternative. (2) The de-humidifier shall operate using a refrigerant system having the following minimum details: - Moisture removal of 30°, 70% RH. Unless otherwise specified by the Lessee.	
52.	<b>Fire Automatic Detection</b> (1) All office spaces shall be provided with Smoke and Fire Detection devices, installed in accordance with National Fire Regulations. The systems shall be regularly maintained, serviced and tested annually in accordance with National Fire Regulations.	
53.	<b>Fire Inert Gas Protection System for Archives and registry</b> (1) Archives, Document and other Store Rooms where essential or vital documentation are kept, shall be protected by means of an Inert Gas System. The installation of which and the regularly maintained, serviced and tested annually of the entire system shall be in accordance with National Fire Regulations.	
54.	<b>Fire Protection Equipment</b> (1) The entire rentable area shall be provided with Fire Extinguishers and Hose Reels which shall be regularly maintained, serviced and tested annually in accordance with the National Fire regulations. (2) A register of all the fire protection Equipment shall be kept and made available for inspection purposes.	
55.	<b>Fire Sprinkler Automatic System for Garages, large warehouse and air wing</b> (1) The entire rentable space shall be provided with a fully automatic sprinkler system. Which shall be regularly maintained, serviced and tested in accordance with the National Fire Regulations? Note: The control systems, water pumps etc shall all	

Entity name	Signature of owner / Authorised Representative	Date



# public works

Department:  
Public Works  
REPUBLIC OF SOUTH AFRICA

	be on standby generator power supply.	
56.	<b>Lift – Passenger (Express)</b>  (1) A fully operational and regularly maintained, high speed passenger lift shall provide access to the rentable areas. (2) The lift shall be duly registered with the department of labour, be fully maintained in full working condition and have a complete service record for the past five (5) years with a registered lift company. Installation certificate will be required. (3) The lift shall not have been in service or installed for more than five (5) years. (4) A Service Record Book containing the details of all repairs, servicing and testing undertake shall be kept in the lift Plant room and be available for inspection purposes. Maintenance and /or service contract will be required. (5) The lift must be blind and paraplegic friendly and be fully accessible. (6) The lift shall be capable of carrying at least a loading of 1200 kg. Unless otherwise specified by the Lessee.	
57.	<b>Lift – Service</b>  (1) A fully operational and regularly maintained, service lift shall provide access to the rentable areas. (2) The lift shall be duly registered with the department of labour, be fully maintained in full working condition and have a complete service record for the past five (5) years with a registered lift company. Installation certificate will be required. (3) The lift shall not have been in service or installed for more than five (5) years. (4) A Service Record Book containing the details of all repairs, servicing and testing undertake on the lift shall be kept in the lift Plant room and be available for inspection purposes. Maintenance and/or service contract will be required. (5) The lift shall be capable of carrying at least twelve (12) persons (900 kg. Unless otherwise specified by the Lessee.	
58.	<b>Ventilation (Forced)</b> (1) The entire rentable area shall be provided with an adequate volume of fresh air. In the event that natural ventilation is insufficient, then mechanical ventilation shall be in accordance with the National Building Regulations.	
59.	Bidder to ensure security as per the requirement of the Client.	X
60	In the event that a bidder will construct the building, the bidder to provide a Project Execution Plan as to how, where and when they will accommodate the Client's temporally accommodation and provide timeframes of the permanent construction but the requirement of the accommodation is urgent. (Within a period of 2 months from date of award. (If applicable)	

Entity name	Signature of owner / Authorised Representative	Date



SERIAL NO	DESCRIPTION OF ROOM	RANK/LEVEL	PROPOSED PU	ROOM PER PU	ASM	REMARKS
<b>ASSIGNABLE AREA (80%)</b>						
<b>PORT SHEPSTONE</b>						
<b>VEHICLE IDENTIFICATION SECTION</b>						
1	COMMANDER	10	1	10.00	10.00	
2	OFFICER	8	1	8.00	8.00	
3	MEMBERS	6	11	8.00	88.00	
4	ADMIN	5	4	6.00	24.00	
<b>VEHICLE SAFEGUARDING SECTION</b>						
5	COMMANDER	8	1	8.00	8.00	
6	MEMBERS	7	3	8.00	24.00	
7	MEMBERS	6	3	8.00	18.00	
8	MEMBERS	5	3	8.00	18.00	
9	ADMIN	5	2	8.00	12.00	
10	RECEIVING AREA OFFICE		1	12.00	12.00	
11	COMPACTING AREA OFFICE		1	12.00	12.00	
12	VEHICLE PARTS STORE		1	100.00	100.00	
13	ENGINE STORE		1	650.00	650.00	
14	STORAGE SPACE					
<b>TACTICAL RESPONSE UNIT</b>						
15	COMMANDER	8	1	8.00	8.00	
16	MEMBERS	7	6	8.00	48.00	TWO OFFICES
17	MEMBERS	6	6	8.00	36.00	TWO OFFICES
18	MEMBERS	5	22	8.00	132.00	SIX OFFICES
19	CLEARANCE OFFICE		2	8.00	16.00	
20	LECTURE/TEA ROOM		30	1.40	42.00	
21	LECTURE/TEA ROOM		20	1.20	24.00	
22	LECTURE/TEA ROOM		15	1.10	16.50	
23	KITCHEN		1	4.00	4.00	
24	COMPUTER SERVER ROOM		1	12.00	12.00	
<b>STORES</b>						
25	DOCKET STORE (SECURED)		1	40.00	40.00	
26	ARCHIVE (SECURED)		1	40.00	40.00	
27	STATIONARY STORE		1	12.00	12.00	
28	GENERAL STORE		1	12.00	12.00	
29	WALK IN SAFE		1	10.00	10.00	
30	FLAMMABLE LIQUID STORE		1	10.00	10.00	
31	CLEANERS REST ROOM		1	12.00	12.00	
<b>TOTAL ASSIGNABLE AREA</b>					1518.50	
<b>NON ASSIGNABLE AREA (20%)</b>					378.13	
<b>CIRCULATION, MAINTENANCE, DUTY AND STRUCTURAL SPACE</b>						
<b>VEHICLE IDENTIFICATION SECTION</b>						
	RECEPTION		1	16.00	16.00	

46

SERIAL NO	DESCRIPTION OF ROOM	RANK/ LEVEL	PROPOSED PU	NORM PER PU	ASM	REMARKS
	VEHICLE SAFEGUARDING SECTION					
33	ACCESS CONTROL GUARD HUT		1	12.00	12.00	
34	RECEPTION		1	18.00	18.00	
35	TACTICAL RESPONSE UNIT		1	18.00	18.00	
	PARKING					
36	VEHICLE SAFEGUARDING SECTION		3			
37	UNDERCOVER CARPORT		3			
	OPEN PARKING AREA					
38	IMPOUND VEHICLES		300			
39	COMPACTING AREA		100			
40	WASH BAY		2	50.00	100.00	
	UNDERCOVER PARKING					
41	OFFICIAL LIGHT VEHICLE		26			
	TOTAL GUIDELINE GROSS AREA				2058.83	
	TOTAL GUIDELINE LEASABLE AREA FOR LEASE PURPOSE				1805.75	

AREAS MUST BE CONCRETE/PAVED WITH DOUBLE FENCING, SEPARATE CAMPS AND ENTRANCE INCLUDING TURNING AREA INCLUDING TURNING AREA

CHECKED BY: P. P. P.  
 NAME: V.B. G. D. R.  
 DATE: 2017-03-31

COMPILED BY: P. P. P.  
 NAME: P. P. P.  
 DATE: 2017-03-31

CONFIRMED: ACCOMMODATION PARTICULARS AND SPACE NORMS APPLIED: GAZETTED GUIDELINES 02 SEPTEMBER 2005

CERTIFIED BY: [Signature]  
 PROFESSIONAL SERVICES  
 NAME: F. J. G. D. R.  
 DATE: 2017-04-03

VERIFIED BY: [Signature]  
 NAME: M. Letroad  
 DATE: 2017-03-31

REMARKS: \_\_\_\_\_  
 \_\_\_\_\_  
 \_\_\_\_\_

**REFERENCES MADE TO THE VISS AND TRT TENDER SPECIFICATIONS**

#	DESCRIPTION	PAGE #'s	ANNEXURE	TOTAL # OF PAGES	COMMENT
1	Internal and external specifications for this service	12 - 21	Drawings Annexure 12 Annexure 13 Annexure 14 Annexure 15	14	
2	Clearance Office				In-House Professionals to assist with counter please.
3	Outside undercover Inspection area				In-House Professionals to assist please.
4	Reception				In-House Professionals to assist with counter and shelving please.
5	Vehicle Parts Store	4 - 5 16 20	Drawing Annexure 4	5	
6	Engine Store	4 - 5 16 20	Drawing Annexure 4	5	
7	Storage Space of 650m <sup>2</sup>	1 - 3	Drawing Annexure 2	4	
8	Walk-In-Safe	6 - 8	Drawings Annexure 6 Annexure 7	5	
9	Computer Server Room air-conditioning	17		1	
10	Secured docket store	22 - 25	Drawing Annexure 18	5	
11	Secured archive	22 - 25	Drawing Annexure 18	5	
12	Flammable liquid store	26 - 28	Drawing Annexure 21	4	
13	Parking - general	9 - 11 20	Drawings Annexure 12 Annexure 15 Annexure 16	7	
13.1	Impound Vehicles	9 - 11	Drawing Annexure 12	4	
13.2	Compacting area	20	Drawing Annexure 16	2	
14	Wash Bay		Drawing Annexure 16		In-House Professionals to assist with counter and shelving please.

**NOTE TO CLIENT:**

This document is required to assist the RSC: L.

**Scope of Requirements**

**ALTERNATIVE**

**SOUTH AFRICAN POLICE SERVICES**

Interested Lessors are invited to offer suitable accommodation in an existing building, for the South African Police Services – Port Shepstone VIS and Tactical Response Unit

The accommodation should be situated within the Port Shepstone area. (SAPS please to be specific with this information)

Property has to provide for a total lettable area of 1868.75m<sup>2</sup> (offices, stores, etc.) and 432 parking bays which must allow for turning area and illustrated on the tender documentation.

The premises must be ready for occupation as soon as possible.

Parking facilities must be contained in the premises being tendered.

The premises tendered must make provision for easy access and facilities for the physically challenged and adequate public parking.

A recent National Occupational Safety Act report must be submitted as well as recent monthly reports from the Air-conditioning, Lift and Security Companies.

The accommodation offered must be on contiguous floors. The layout of the various components must allow for effective functioning.

Description	Quantity	Norm in m <sup>2</sup>	Total in m <sup>2</sup>	Remarks	Reference document
<b>VEHICLE IDENTIFICATION SECTION</b> <b>Now known as Vehicle Crime Investigation Unit.</b>					
Reception	1	16	16		
Commander	1	10	10		
Officer	1	8	8		
Members	11	6	66	Four open plan offices required to cater as follows:- i) 3 open plan offices for 3 Members. ii) 1 open office for 2 members.	
Admin	4	8	24	Two open plan offices required to cater for two Members in each open office.	

Description	Quantity	Norm in m <sup>2</sup>	Total in m <sup>2</sup>	Remarks	Reference document
Clearance Office	2	8	16	One open plan office with a counter.	In-house Professionals to assist please.
Outside undercover inspection area adjacent to the Clearance office for examination of vehicles brought in by members of the public.	1	50	50		In-house Professionals to assist please.
<b>VEHICLE SAFEGUARDING SECTION</b>					
Access Control Guard Hut	1	12	12	This area to be located at the entrance gate and must provide for a ceiling fan, electricity and ablution facilities.	
Reception (access required 24 hours, 366 days)	1	16	16	This area must cater for a counter with shelving.	In-house Professionals to assist please.
Commander	1	8	8		

Description	Quantity	Total In		Remarks	Reference document
		Norm In m <sup>2</sup>	m <sup>2</sup>		
Members	3	8	24	Open plan office.	
Members	3	6	18	Open plan office.	
Members	3	6	18	Open plan office.	
Admin	2	6	12	Open plan office.	
Receiving Area Office	1	12	12		
Compacting Area Office	1	12	12		
Vehicle Parts Store	1	80	80	Please refer to reference document.	Pages 12 – 13, 40 & 44 Drawing Annexure 4
Engine Store	1	100	100	Please refer to reference document.	Pages 12 – 13, 40 & 44 Drawing Annexure 4

Description	Quantity	Norm in m <sup>2</sup>	Total in m <sup>2</sup>	Remarks	Reference document
Storage Space	1	650	650	Please refer to reference document.	Page 6 Drawing Annexure 2
TACTICAL RESPONSE UNIT					
Reception	1	16	16		
Commander	1	8	8		
Members	6	8	48	Two open plan offices required to cater for three Members in each open office.	
Members	6	6	36	Two open plan offices required to cater for three Members in each open office.	



Description	Quantity	Norm in m <sup>2</sup>	Total In m <sup>2</sup>	Remarks	Reference document
Members	22	6	132	Six open plan offices required to cater as follows:- i) Four Members in each open plan office and, ii) Two open plan offices to cater for three Members in each open plan office.	
Lecture / Tea Room	1	42	42	To be provided separately but in the same area.	
Lecture / Tea Room	1	24	24		
Lecture / Tea Room	1	16.50	16.50		
Kitchen	1	4	4	Kitchen cupboards, hydro boil, sink and cold water tap required. Space also required for fridge, kettle and micro-wave.	
Walk-In-cage	1	10	10	Please refer to reference document.	Pages 19 - 21 Drawing Annexures 6 & 7

Description	Quantity	Total in		Remarks	Reference document
		Norm in m <sup>2</sup>	m <sup>2</sup>		
Computer Server Room	1	12	12	24 hour air-conditioning required.	Page 41 air-conditioning
<b>STORES</b>					
Secured docket store	1	40	40	Please refer to reference document.	Pages 51 - 54 Drawing Annexure 18
Secured archive	1	40	40	Please refer to reference document.	Pages 51 - 54 Drawing Annexure 18
Stationary store	1	12	12		
General store	1	12	12		
Flammable liquid store	1	10	10	Please refer to reference document.	Pages 62 - 64 Drawing Annexure 21
Cleaners Rest Room	1	12	12		

Description	Quantity	Norm in m <sup>2</sup>	Total in m <sup>2</sup>	Remarks	Reference document
<b>PARKING</b>				i) Perimeter wall. ii) Road surfaces. iii) Electronic access control. iv) Vehicle circulation area. v) Fork-lift / hoist	Pages 33 – 35 & 44 Drawing Annexures 12 & 16
<b>Vehicle Safeguarding Section</b>					
<b>Open parking</b>					
Impound Vehicles	300 bays			Please refer to reference document.	Pages 33 – 35 Drawing Annexure 12
Compacting area	100 bays			Please refer to reference document.	Page 44 Drawing Annexure 16
<b>Wash bay</b>	1	50	50	Please refer to reference document.	In-house Professionals to assist please Drawing Annexure 16

Description	Quantity	Norm In m <sup>2</sup>	Total In m <sup>2</sup>	Remarks	Reference document
Undercover secure parking light official vehicles			26 bays	Undercover parking must be of a permanent structure.	
<b>TOTAL GUIDELINE LETTABLE AREA FOR LEASE PURPOSES</b>			1868.75		



Umlilo, ukuqinisekisa  
Isithembu sithixo

Department:  
Public Works and Infrastructure  
REPUBLIC OF SOUTH AFRICA

# Port Shepstone SAPS VISS & TRT alternative accommodation

## **ANNEXURES**

<b><i>Pages</i></b>	<b><i>Total number of pages</i></b>
1 - 28	28

**1.1.2 SAPS 13 large items exhibit store (Existing facilities)**  
**See Annexure 2**

**GENERAL**

**Room size as existing.**

**CONSTRUCTION**

**Foundations as existing.**

**Plinth walls as existing.**

**Walls as existing.**

Existing walls to be a minimum of 220 mm thick brick work construction finished with a 20 mm thick cement plaster finished with a steel trowel and covered with 2 x coats Acrylic base PVA paint in light colour (Beige etc.) on a suitable universal primer paint.

Existing window openings to be bricked up and finished to match existing walls. In case of a *heritage building*, window openings must be secured on the inside of the room by means of a purpose made expanded mild steel mesh which is welded inside an angle iron frame. The screen and frame must be fixed against the inside of the wall, over the window opening by means of anchor bolts. The screen and frame is to be finished with two coats enamel paint in colour: Grey on one coat lead free metal primer paint, and to be secured over window opening with anchor bolts.

Ceiling to be 170 mm minimum thick reinforced concrete slab as specified by registered structural engineer, finished on the underside with 20 mm thick cement plaster, finished with a steel trowel and covered with 2 x coats Acrylic base PVA paint in colour: White on a suitable universal primer paint.

Should a concrete ceiling be absent, a purpose made, 2 mm thick mild steel sheet metal ceiling must be installed with proper support, in replacement of the existing ceiling. The structure of the ceiling is to be designed by a registered building professional, either being an *architect* or a *structural engineer*. Mild steel ceiling to be finished with two coats enamel paint in colour: White on one coat lead free metal primer paint.

**Roof construction and covering as existing.**

Floor to be 25 mm steel trowel floated cement screed on top of 75 mm thick *in-situ* casted concrete surface bed (3:3:1 mix ratio @ 30 MPa) with (Product code 193) 200 x 200 x 5.6 mm diameter mild steel mesh reinforcing, on top of hard core filling material compacted in layers not exceeding 150 mm. Cement screed to be finished with clear penetrating concrete sealant in accordance with manufacturer's specifications. Where timber floors are existing, it must be replaced in accordance with the above floor specification. SABS approved damp proof sheeting to be installed under the concrete surface bed on top of the hard core layer compaction.



**Strong room door** to be a **SABS** approved single heavy duty category 2 safe door, installed in accordance with the manufacturer's specifications and preferably by an accredited installer recommended by the manufacturer.

**A large items access door** should be installed in the wall opposite the strong room door. Door to be a lockable heavy duty galvanised mild steel roller shutter door, minimum 1800 mm wide, and installed on the inside of the door opening. (Padlocks with same keys). Padlock latches x 2 are to be provided on the bottom inside on both sides of the roller shutter door. The outside of the door opening must be fitted with a lockable, purpose made mild steel sliding security gate manufactured from 20 x 20 x 2mm mild steel square profile tubing and finished with two coats enamel paint on one coat lead free metal primer paint. The mild steel sliding door to be lockable from the inside only. Provide an *in-situ* casted concrete ramp on the outside of the door opening with the ramp not exceeding 1:10 rise.

The sliding gate must have the following features:

- A full length overhead anti lift rail.
- Lockable from the inside with a padlock (Same size padlock and same key set as padlock used for roller shutter door).
- A 200 x 200 x 2 mm mild steel plate cover integrated into the sliding gate to prevent external access / tampering with padlock.

**Telescopic safe ventilators** are to be installed inside the walls of the large item store in accordance with the manufacturer's specifications. The strong room door manufacturer will normally also supply the telescopic ventilators. No windows in walls.

A retractable security gate manufactured from mild steel is to be installed on the inside of the strong room door opening. The security gate must have a properly fitted floor slider guide as well as side and top frame – top frame to have top slider guide. Security gate to be finished with baked enamel paint in colour: Grey.

**Shelving units** to be placed against the long end walls of the room with a middle row in-between allowing for a minimum of 900 mm wide circulation in-between shelving units. Shelving to be a standalone multipurpose, heavy-duty mild steel racking system finished with baked enamel powder coated epoxy and have 38 mm thick Pine shelving slats. The racks must be at least 600 mm deep and have a payload of 2200 kg.

Sizes of existing stores may influence the type and size shelving to be used. Heavy duty shelving should be preferred considering the larger and heavier evidence pieces to be stored.

## **ELECTRICAL**

Similar to that for new construction. Installations and cabling routes will be recessed into walls and slabs as far as possible. Installations will be surface mounted in areas where the structures do not allow for recessed installations.

### **Electronic fire detection**

Electronic fire detection installations will be extended from existing electronic fire detection infrastructure.

**Closed circuit television**

**CCTV installations will be extended from existing CCTV infrastructure.**

**Electronic access control**

**Electronic access control will be extended from existing access control infrastructure.**



**1.1.4 SAPS 13 small items exhibit store (Existing facilities)**  
See Annexure 4

**GENERAL**

Room size as existing.

**CONSTRUCTION**

Foundations as existing.

Plinth walls as existing.

Walls as existing.

Existing walls to be a minimum of 220 mm thick brick work construction finished with a steel trowel and covered with 2 x coats Acrylic base PVA paint in light colour (Beige etc.) on a suitable universal primer paint.

Existing window openings to be bricked up and finished to match existing walls. In case of a *heritage building*, window openings must be secured on the inside of the room by means of a purpose made expanded mild steel mesh which is welded inside an angle iron frame. The screen and frame must be fixed against the inside of the wall, over the window opening by means of anchor bolts. The screen and frame is to be finished with two coats enamel paint in colour: Grey on one coat lead free metal primer paint, and to be secured over window opening with anchor bolts.

Ceiling to be 170 mm minimum thick reinforced concrete slab as specified by registered *structural engineer*, finished on the underside with 20 mm thick cement plaster, finished with a steel trowel and covered with 2 x coats Acrylic base PVA paint in colour: White on a suitable concrete primer paint. Floor to ceiling height to be minimum 2550 mm (30 brick layers).

Should a concrete ceiling be absent, a purpose made, 2 mm thick mild steel sheet metal ceiling must be installed with proper support, in replacement of the existing ceiling. The structure of the ceiling is to be designed by a registered building professional, either being an *architect* or a *structural engineer*. Mild steel ceiling to be finished with two coats enamel paint in colour: White on one coat lead free metal primer paint.

Roof construction and covering as existing.

Floor to be 25 mm steel trowel floated cement screed on top of 75 mm thick in-situ casted concrete surface bed (3:3:1 mix ratio @ 30 MPa) with (Product code 193) 200 x 200 x 5.6 mm diameter mild steel mesh reinforcing, on top of hard core filling material compacted in layers not exceeding 150 mm. Cement screed to be finished with clear penetrating concrete sealant in accordance with manufacturer's specifications. Where timber floors are existing, it must be replaced in accordance with the above floor specification. SABS approved damp proof sheeting to be installed under the concrete surface bed on top of the hard core layer compaction.

**Strong room door** to be a *SABS* approved single heavy duty category 2 safe door, installed in accordance with the manufacturer's specifications and preferably by an accredited installer recommended by the manufacturer.

**Telescopic safe ventilators** are to be installed inside the walls of the small items store in accordance with the manufacturer's specifications. The strong room door manufacturer will normally also supply the *telescopic safe ventilators*. No windows in walls.

A retractable **security gate** manufactured from mild steel is to be installed on the inside of the strong room door opening. The security gate must have a properly fitted floor slider guide as well as side and top frame – top frame to have top slider guide. Security gate to be finished with baked enamel paint in colour: Grey.

A **loose standing safe** is to be installed against the inside wall and floor of the store by means of anchor bolts for storage of valuable items such as jewellery and money. Loose standing safe as per separate approved *SAPS* specifications. Certain police stations might require more than one loose standing safe.

**Shelving units** to be placed against the long end walls of the room with a middle row back to back in-between allowing for a minimum of 900 *mm* wide circulation in-between shelving units. Shelving to be a standalone multipurpose, durable mild steel racking system finished with baked enamel powder coated epoxy and have pressed mild steel shelves. The racks must be at least 300 *mm* deep.

## **ELECTRICAL**

Similar to that for new construction. Installations and cabling routes will be recessed into walls and slabs as far as possible. Installations will be surface mounted in areas where the structures do not allow for recessed installations.

### **Electronic fire detection**

Electronic fire detection installations will be extended from existing electronic fire detection infrastructure.

### **Closed circuit television**

*CCTV* installations will be extended from existing *CCTV* infrastructure.

### **Electronic access control**

Electronic access control will be extended from existing access control infrastructure.

**1.1.7 SAPS 13 walk-in fire arm exhibit safe and station walk-in fire-arm safe  
(Existing facilities)  
See Annexure 7**

**GENERAL**

**Room size as existing.**

**CONSTRUCTION**

**Foundations as existing.**

**Walls as existing.**

Existing walls to be a minimum of 220 mm thick brick work construction finished with a 20 mm thick cement plaster finished with a steel trowel and covered with 2 x coats Acrylic base PVA paint in light colour (Beige etc.) on a suitable universal primer paint.

Existing window openings to be bricked up and finished to match existing walls. In case of a *heritage building*, the required permission must be obtained from the provincial heritage counsel for the required changes.

Ceiling to be 170 mm minimum thick reinforced concrete slab as specified by registered structural engineer, finished on the underside with 20 mm thick cement plaster, finished with a steel trowel and covered with 2 x coats Acrylic base PVA paint in light colour: White on a suitable concrete primer paint. Floor to ceiling height to be minimum 2550 mm (30 brick layers).

Should a concrete ceiling be absent, a purpose made, 2 mm thick mild steel sheet metal ceiling must be installed with proper support, in replacement of the existing ceiling. The structure of the ceiling is to be designed by a registered building professional, either being an *architect* or a *structural engineer*. Mild steel ceiling to be finished with two coats enamel paint in colour: White on one coat lead free metal primer paint.

**Roof construction and covering as existing.**

Floor to be 25 mm steel trowel floated cement screed on top of 75 mm thick in-situ casted concrete surface bed (3:3:1 mix ratio @ 30 MPa) with (Product code 193) 200 x 200 x 5.6 mm diameter mild steel mesh reinforcing, on top of hard core filling material compacted in layers not exceeding 150 mm. Cement screed to be finished with clear penetrating concrete sealant in accordance with manufacturer's specifications. SABS approved damp proof sheeting to be installed under the concrete surface bed on top of the hard core layer compaction.

Strong room door to be a SABS approved single heavy duty category 2 safe door, installed in accordance with the manufacturer's specifications and preferably by an accredited installer recommended by the manufacturer.

Telescopic safe ventilators are to be installed inside the walls of the large item store in accordance with the manufacturer's specifications. The strong room door manufacturer will normally also supply the *telescopic safe ventilators*. No windows in walls.

A retractable security gate manufactured from mild steel is to be installed on the inside of the strong room door opening. The security gate must have a properly fitted floor slider guide as well as side and top frame – top frame to have top slider guide. Security gate to be finished with baked enamel paint in colour: Grey.

A service counter will be provided inside the fire arm safe for dispatch / receive and record keeping purposes, should existing space allows. Provide a mild steel security trellis on top of the counter with a 100 mm opening between counter top and the underside of trellis security panel.

Shelving for hand guns to be a standalone pigeonhole type, durable mild steel racking system finished with baked enamel powder coated epoxy. The racks must be at least 300 mm deep.

A wall mounted bullet trap suitable for hand held firearms and rifles with a SABS minimum product quality standard to be mounted against the wall in front of the counter, as indicated on Annexure 5.

Rifle rack for hand rifles and shot guns as per detail drawings. Annexure 6.

## **MECHANICAL**

A SABS approved De-humidifier shall be installed inside the fire arm safe in strict accordance with the manufacturer's specifications. The climatic zone in which the police station is located, must be considered when specifying the unit size. It is preferred that a registered *mechanical engineer* specify the equipment and oversee the installation.

### **Dehumidifiers**

The most common way to dehumidify an environment is to cool the air being treated to a temperature well below the dew point and, thus, remove moisture from the air as water droplets. The treated air is then heated to the required temperature and the resultant relative humidity is a product of the amount of moisture removed by cooling and the final temperature of the air being treated.

This approach though practical, simple and common, has a number of significant problems. Firstly, the energy cost in cooling and then reheating air is quite substantial and should be considered as a factor in the long term running of any environment. Secondly, the amount of moisture removed from the air is proportional to the temperature differential and a system will often have to be oversized in order to be suitable for a wide range of environmental conditions experienced in many places. This is a particular problem in cool environments. And finally, it is very difficult to get accurate control using these sorts of systems, which may lead to cycling such that the system constantly seeks to adjust the conditions and this leads to regular increases and decreases in temperature and humidity, which is in itself detrimental to the storage of collection material.

Desiccant dehumidification is the removal of moisture from the air within a storage area by using a substance (desiccant) that is able to absorb moisture. The desiccant is subsequently heated, outside the controlled area to remove the absorbed moisture after which it can be reused. Such systems can achieve the low levels of dehumidification required for archival storage in most environments and are more energy efficient than the common cooling and heating approach described

above. It is therefore recommended that the desiccant dehumidifier be considered other than the refrigerant.

## **ELECTRICAL**

Similar to that for new construction. Installations and cabling routes will be recessed into walls and slabs as far as possible. Installations will be surface mounted in areas where the structures do not allow for recessed installations.

### **Electronic fire detection**

Electronic fire detection installations will be extended from existing electronic fire detection infrastructure.

### **Closed circuit television**

CCTV installations will be extended from existing CCTV infrastructure.

### **Electronic access control**

Electronic access control will be extended from existing access control infrastructure.



**1.1.12 SAPS 13 vehicles exhibit impound yard**  
**See Annexure 12**

**GENERAL**

Yard size as indicated on an approved needs assessment document.  
The yard should be designed by a registered *architect* considering the number and type of vehicles to be stored, access and circulation, and be so positioned on the premises that a 2 meter patrol area be maintained always where located adjacent to boundary fencing.

**CONSTRUCTION**

**Foundations** for perimeter walls to be a minimum 600 x 230 *mm* concrete strip foundations (3:2:1 mix ratio @ 30 *MPa*) with the top surface of the foundation 340 *mm* minimum below the natural ground level, for stable soil conditions. Where suspect soil conditions exist, a qualified and registered *structural engineer* must be appointed to design a suitable foundation.

**Pilinth walls** to be constructed of a satin face brick, laid in stretcher bond brick laying pattern, with wire mesh brick reinforcing in every consecutive brick layer from foundation up to floor screed height.

**Perimeter walls** to be constructed of a satin face brick, laid in stretcher bond brick laying pattern, with wire mesh brick reinforcing in every fifth consecutive brick layer. All joints between bricks to be properly filled with mortar. All corners to be properly tied-in with overlapping brick work. Wall to be 2210 *mm* above the finished ground level with a roller brick course on top. Provide flat-wrap razor wire on top of the perimeter wall. Vertical expansion joints to be provided in the perimeter wall at distances not exceeding 12 *m*. Provide weep holes at the base of the perimeter wall at 900 *mm* intervals by leaving half a brick opening, for storm water to flow away.

**Perimeter columns** for lateral support to be 440 x 440 *mm* satin face brick columns spaced at 3 meter centre intervals; laid in stretcher bond brick laying pattern, with wire mesh brick reinforcing in every fifth consecutive brick layer. All joints between bricks to be properly filled with mortar. All corners to be properly tied-in with overlapping brick work. Provide pyramid shaped pre-manufactured concrete coping to top of columns.

**Road surfaces (Paving specification)**

The area to be paved will be scarified to a depth of 150 *mm* where good soil conditions exists. Poor soil conditions to be scarified, backfilled and compacted according to *civil engineer's* specifications. The soil / base will be stabilized to its optimum moisture content and then compacted with a vibrating roller (*Bomac*), whichever is deemed more appropriate for the paved area. The base course is to be approved by a registered *civil engineer* prior to being treated with a weed killer similar or equal to HYVARX at the rate of 4 *g/m<sup>2</sup>* spread on a 45 *mm* thick loose layer of bedding sand (compacted to 30 *mm*).

The sand shall be sharp and well graded, silt or clay content not exceeding 3% with 85% or more passing a 2.36 *mm* sieve. The sand must be levelled using a straight edge or other suitable means. The sand surface must not be disturbed or walked upon before placing the paving bricks.

Approved 80 mm thick, interlocking, 30 MPa road stones with chamfered edges are to be laid in herringbone pattern (or pattern to match existing road surfaces) and compacted with a plate vibrator until the desired line level is achieved, where after the sweeping of sand into joints and additional passes of the plate vibrator is made until the joints are filled. The filling sand shall be finer than those used for bedding and should completely pass a 1.18 mm sieve, 90% or more being retained on a 0.75 mm sieve.

The top of the sub-base shall be so constructed that surface water cannot pond and shall have a longitudinal fall of at least 1% and a transverse fall of at least 2%. The level after compaction shall be the designated level of the top of the sub-base.

Note (A). Deviation of the top of sub-base layer from the designated level: plus minus 10 mm. (c) Thickness from 30 mm compacted sand bedding layer.

An outer security fence must be constructed around the impound yard wall maintaining a 2 meter patrol area around the impound yard. See Annexure 13 for the minimum outer security fence specifications.

## **ELECTRICAL**

### **Lighting**

A nominal lighting level of 50 lux must be achieved.

Luminaires are of 320 Watt modular street lighting LED format with a cool white colour rendering and must have SABS approval. The design must be high mast mountable with a provision of mounting up to three luminaires on a single bracket. Luminaires must be available with a variety of directional, symmetrical and a-symmetrical beams to ensure uniform lighting. Luminaires will be constructed from high pressure die-cast aluminium and high impact clear glass. The luminaire body will be finished in grey powder coating.

Luminaires will be mounted at a height of 8 m on glass fibre reinforced (GRP) poles. Poles will have the following features:

- Non-conductive
- Low inertia
- High Bending Strength
- Vandal resistant
- SANS 1749 compliant finishing coat
- Mountable to a concrete plinth by means of hot dipped galvanised flange plate
- Will be available with an access opening with a cover manufactured from glass filled nylon impregnated in the same colour as the surface coat.
- Cable entry

Luminaire poles will be located within the patrol perimeter around the yard. Two 32 mm PVC sleeves will be cast into each concrete plinth to facilitate electrical cable entry to the light and cable egress to the next mast.

Vehicle impound yard lighting will be controlled by means of photocells.

### **Closed circuit television**

The architecture of all *CCTV* systems must be IP based. Static cameras must be of *PoE* type. *PTZ* cameras must be of *PoE+* type. Cameras must be low light capable down to .03 *lux*.

*CCTV* cameras can be mounted to *GRP* poles utilised for illumination of the impound yard. An additional 32 *mm* galvanised conduit will be cast into applicable concrete plinths for entry of power and fibre optic cabling. This route will protrude the top of the plinth and continue to the camera gear cabinet height. The camera gear cabinet will be located directly above the designated camera height. This will allow all sleeve and cable entries to be located at the bottom of the cabinet to enhance ingress protection. The camera gear cabinet will have the following features:

- Size 400 *mm* (height) x 300 *mm* (width) x 200 *mm* (depth)
- Manufactured from 304L stainless steel
- *IP* rating of 66
- Include chassis plate and pole mount brackets
- Lockable
- Temperature rated -20 °C to +60 °C

It is recommended that all *CCTV CAT-5/CAT-6* cables be of purple insulation.

Two 110 *mm* nextube sleeves will provide reticulation routes for fibre optic and power cabling from the server room to a manhole located in close vicinity to the vehicle impound yard, specifically for illumination and *CCTV* coverage of the yard.

### **Electronic access control**

Access to the vehicle yard will be by means of an automated sliding vehicle gate. The gate will be controlled via biometric readers located on the inside and outside of the gate. Biometric readers will be mounted in weatherproof enclosures suitable for the application. The weatherproof enclosures must be mounted on goose necks appropriately positioned to provide unobstructed entrance to vehicles. Goose necks must be cast in plinths with dimensions appropriate to the application. A single 25 *mm* diameter conduit must be cast into the plinth to provide a side entry through the plinth from the manhole used for *CCTV* and security lighting cabling.

# *Existing vehicle impound yards are required to meet the above minimum construction standards.*



### **1.1.13 Vehicles safeguarding services facilities**

See Annexure 14

#### **GENERAL**

Facilities size as indicated on an approved needs assessment document. The facility should be designed by a registered *architect* based on the approved needs assessment.

#### **PERIMETER WALL (Refer to Annexure 12)**

Foundations for perimeter walls to be a minimum 600 x 230 mm concrete strip foundations (3:2:1 mix ratio @ 30 MPa) with the top surface of the foundation 340 mm minimum below the natural ground level, for stable soil conditions. Where suspect soil conditions exist, a qualified and registered *structural engineer* must be appointed to design a suitable foundation.

Plinth walls to be constructed of a satin face brick, laid in stretcher bond brick laying pattern, with wire mesh brick reinforcing in every consecutive brick layer from foundation up to floor screed height.

Perimeter walls to be constructed of a satin face brick, laid in stretcher bond brick laying pattern, with wire mesh brick reinforcing in every fifth consecutive brick layer. All joints between bricks to be properly filled with mortar. All corners to be properly tied-in with overlapping brick work. Wall to be 2210 mm above the finished ground level with a roller brick course on top. Provide flat-wrap razor wire on top of the perimeter wall. Vertical expansion joints to be provided in the perimeter wall at distances not exceeding 12 meters. Provide weep holes at the base of the perimeter wall at 900 mm intervals by leaving half a brick opening, for storm water to flow away.

Perimeter columns for lateral support to be 440 x 440 mm satin face brick columns spaced at 3 m centre intervals; laid in stretcher bond brick laying pattern, with wire mesh brick reinforcing in every fifth consecutive brick layer. All joints between bricks to be properly filled with mortar. All corners to be properly tied-in with overlapping brick work. Provide pyramid shaped pre-manufactured concrete coping to top of columns.

An outer security fence must be constructed around the impound yard wall maintaining a 2 m patrol area around the impound yard. See Annexure 13 for the minimum outer security fence specifications.

Inner fencing for division of respective areas to comply with the outer security fence specifications as above. See Annexure 13.

#### **ROAD SURFACES AND KERB STONES**

##### **Road surfaces (Paving specification)**

The area to be paved will be scarified to a depth of 150 mm where good soil conditions exists. Poor soil conditions to be scarified, backfilled and compacted according to *civil engineer's* specifications. The soil / base will be stabilized to its optimum moisture content and then compacted with a vibrating roller (*Bomac*), whichever is deemed more appropriate for the paved area. The base course is to

be approved by a registered *civil engineer* prior to being treated with a weed killer similar or equal to HYVARX at the rate of 4 g/m<sup>2</sup> spread on a 45 mm thick loose layer of bedding sand (compacted to 30 mm).

The sand shall be sharp and well graded, silt or clay content not exceeding 3% with 85% or more passing a 2.36 mm sieve. The sand must be levelled using a straight edge or other suitable means. The sand surface must not be disturbed or walked upon before placing the paving bricks.

Approved 80 mm thick, interlocking, 30 MPa road stones with chamfered edges are to be laid in herringbone pattern (or pattern to match existing road surfaces) and compacted with a plate vibrator until the desired line level is achieved, where after the sweeping of sand into joints and additional passes of the plate vibrator is made until the joints are filled. The filling sand shall be finer than those used for bedding and should completely pass a 1.18 mm sieve, 90% or more being retained on a 0.75 mm sieve.

The top of the sub-base shall be so constructed that surface water cannot pond and shall have a longitudinal fall of at least 1% and a transverse fall of at least 2%. The level after compaction shall be the designated level of the top of the sub-base.

Note (A). Deviation of the top of sub-base layer from the designated level: plus, minus 10 mm. (c) Thickness from 30 mm compacted sand bedding layer.

Kerb stones to be figure 3 pre-casted concrete kerbs stones and installed as follows: The line of installation will be scarified to a depth of 150 mm. The soil / base will be stabilized to its optimum moisture content and then compacted with a vibrating roller (*Bomac*), whichever is deemed more appropriate for the area. The base course is to be approved by a registered *civil engineer* prior to being treated with a weed killer similar or equal to HYVARX at the rate of 4 g/m<sup>2</sup> spread on a 45 mm thick loose layer of bedding sand (compacted to 30 mm).

The sand must be levelled using a straight edge or other suitable means. The sand surface must not be disturbed or walked upon before placing the kerb stones in line with the approved layout drawings. At the back of every joint where two kerb stones meet, pre-mixed cement needs to be lumped in order to provide lateral support. The back (Straight edge of the kerb must be filled and compacted with soil, level with the top end of the kerb stone. The finished paved surface shall be maximum 20 mm below the chamfer line on the front (paved) side of the kerb stone. Joints where kerb stones meet shall not exceed 20 mm and must be filled with mortar and stroked flush with the edges of the kerb stones. See Annexure 15.

## **ELECTRICAL**

### **Lighting**

A nominal lighting level of 50 lux must be achieved.

Luminaires are of 320 Watt modular street lighting LED format with a cool white colour rendering and must have SABS approval. The design must be high mast mountable with a provision of mounting up to three luminaires on a single bracket. Luminaires must be available with a variety of directional, symmetrical and a-symmetrical beams to ensure uniform lighting. Luminaires will be constructed from high pressure die-cast aluminium and high impact clear glass. The luminaire body will be finished in grey powder coating.

Luminaire will be mounted at a height of 8 m on glass fibre reinforced (GRP) poles. Poles will have the following features:

- Non-conductive
- Low inertia
- High Bending Strength
- Vandal resistant
- SANS 1749 compliant finishing coat
- Mountable to a concrete plinth by means of hot dipped galvanised flange plate
- Will be available with an access opening with a cover manufactured from glass filled nylon impregnated in the same colour as the surface coat.
- Cable entry

Luminaire poles will be located within the patrol perimeter around the yard. Two 32 mm PVC sleeves will be cast into each concrete plinth to facilitate electrical cable entry to the light and cable egress to the next mast.

Vehicle impound yard lighting will be controlled by means of photocells.

#### **Closed circuit television**

The architecture of all CCTV systems must be IP based. Static cameras must be of PoE type. PTZ cameras must be of PoE+ type. Cameras must be low light capable down to .03 lux.

CCTV cameras can be mounted to GRP poles utilised for illumination of the impound yard. An additional 32 mm galvanised conduit will be cast into applicable concrete plinths for entry of power and fibre optic cabling. This route will protrude the top of the plinth and continue to the camera gear cabinet height. The camera gear cabinet will be located directly above the designated camera height. This will allow all sleeve and cable entries to be located at the bottom of the cabinet to enhance ingress protection. The camera gear cabinet will have the following features:

- Size 400 mm (height) x 300 mm (width) x 200 mm (depth)
- Manufactured from 304L stainless steel
- IP rating of 66
- Include chassis plate and pole mount brackets
- Lockable
- Temperature rated -20 °C to +60 °C

It is recommended that all CCTV CAT-5/CAT-6 cables be of purple insulation.

Two 110 mm nextube sleeves will provide reticulation routes for fibre optic and power cabling from the server room to a manhole located in close vicinity to the vehicle impound yard, specifically for illumination and CCTV coverage of the yard.

#### **Electronic access control**

Access to the vehicle yard will be by means of an automated sliding vehicle gate. The gate will be controlled via biometric readers located on the inside and outside of the gate. Biometric readers will be mounted in weatherproof enclosures suitable for the application. The weatherproof enclosures must be mounted on goose necks appropriately positioned to provide unobstructed entrance to vehicles. Goose necks must be cast in plinths with dimensions appropriate to the application. A

single 25 mm diameter conduit must be cast into the plinth to provide a side entry through the plinth from the manhole used for CCTV and security lighting cabling.

## **BUILT STRUCTURES**

All built structures as designed by registered *architect* with area as per approved needs assessment document and in compliance with SANS 10400.

**Foundations** for walls to be a minimum 800 x 230 mm concrete strip foundations (3:2:1 mix ratio @ 30 MPa) with the top surface of the foundation 340 mm minimum below the natural ground level, for stable soil conditions. Where suspect soil conditions exist, a qualified and registered *structural engineer* must be appointed to design a suitable foundation.

**Plinth walls** to be constructed of a satin face brick, laid in stretcher bond brick laying pattern, with wire mesh brick reinforcing in every consecutive brick layer from foundation up to floor screed height. SABS approved damp proof sheeting to be installed in walls at level of concrete surface bed.

**External wall finish / construction** to be of a satin face brick, laid in stretcher bond brick laying pattern, with wire mesh brick reinforcing in every fifth consecutive brick layer. All joints between bricks to be properly filled with mortar. All corners to be properly tied-in with overlapping brick work.

**Internal wall finish / construction** to be of a burnt clay brick, laid in stretcher bond brick laying pattern, with wire mesh brick reinforcing in every fifth consecutive brick layer. All joints between bricks to be properly filled with mortar. All corners to be properly tied-in with overlapping brick work. Internal walls finished with 20 mm thick cement plaster, finished with a steel trowel and covered with 2 x coats Acrylic base PVA paint in colour: White on a suitable universal primer paint.

**External window sills** to be face brick on edge to match external walls with SABS approved damp proof sheeting under sills.

**Internal window sills** to be 152 x 12 mm fibre cement finished with 2 x coats Acrylic PVA paint on 1 x coat universal primer paint in colour as specified by *architect*.

**Roof construction and covering** as per *architect's* specifications. Roof covering to have low maintenance with proper roof slope to ensure effective rainwater disposal.

**Floor** to be 25 mm steel trowel floated cement screed on top of 75 mm thick in-situ casted concrete surface bed (3:3:1 mix ratio @ 30 MPa) with (Product code 193) 200 x 200 x 5.6 mm diameter mild steel mesh reinforcing, on top of hard core filling material compacted in layers not exceeding 150 mm. Cement screed to be finished with clear penetrating concrete sealant (Stores) in accordance with manufacturer's specifications. Floors of offices to be finished non-slip porcelain tiles with a 100 mm high tiled floor skirting to match floor tiles. SABS approved damp proof sheeting to be installed under the concrete surface bed on top of the hard core layer compaction.

**External doors** as per *architect's* specifications

**External door frames** as per *architect's* specifications

**Window frames as per architect's specifications**

#### **Ceiling.**

Provide buildings with a 600 x 600 mm suspended ceiling, installed in accordance with manufacturer's specifications.

Provide 600 mm wide and 75 mm thick in-situ casted concrete apron around the building with a 1:100 fall away from the building and 10 mm soft board expansion joints at centres not exceeding 1000 mm. Finish with a wood trowel and rounded stroke tool to front edges.

Shelving for engines and parts to be a standalone multipurpose, heavy-duty mild steel racking system finished with baked enamel powder coated epoxy and have 38 mm thick Pine shelving slats. The racks must be at least 600 mm deep and have a payload of 2200 kg.

### **ELECTRICAL**

#### **Lighting**

A nominal lighting level of 350 lux must be achieved.

Luminaires are of 600 x 600 mm LED format with a cool white colour rendering and must have SABS approval. Luminaires must be of recessed type as used in office areas but be installed with proprietary surface mount steel frame finished in white powder coating. Conduit and draw boxes (63 mm diameter) will be cast into roof slab with luminary draw boxes directly behind the designated positions of luminaires. A centrally located 20 mm conduit entry will be provided for cable access to a surface mounted dual type (Infrared – Ultra Sonic) occupancy sensor. If the lighting design requires a centrally located luminary, the occupancy sensor will be positioned off-centre. All other conduit for electrical installations will be of 25 mm diameter.

An external red/green (default) LED indicator light, mounted directly above the passage door (category-2 door) at a height of 2300 mm above finished floor level (AFFL) and must also be activated by the internal occupancy sensor. No external or internal light switches will be provided.

#### **Switched socket outlets**

One single 100 x 100 mm recessed normal power switched socket outlets with steel face plate at 300 mm AFFL are provided for cleaning and general maintenance purposes.

#### **Electronic fire detection**

A centrally located surface mounted smoke detector will be provided. This smoke detector will be associated with the fire detection control panel located in the behind counter area of the CSC.

#### **Closed circuit television**

The architecture of all CCTV systems must be IP based. Static cameras must be of PoE type.

One surface mounted static camera must be provided on the inside of the room at an appropriate location to monitor the entrance. The position must be selected in a manner whereby shelving and storage items do not impede the line of sight to the entrance. A 20 mm diameter conduit will be installed from the designated camera

position to the ceiling void in adjacent proximity of the CCTV, access control, data & telephone welded wire mesh cable tray.

It is recommended that all data CAT-5/CAT-6 be of blue or grey insulation and bundled together on one half of the cable tray and that all CCTV and access control CAT-5/CAT-6 cables be of purple insulation and bundled together on the opposite half of the cable tray.

#### **Electronic access control**

The architecture of all access control systems must be IP based. The door controllers will be installed in the ceiling void above the ceiling slab. A single 100 x 50 mm emergency power single pole isolator with red steel faceplate and appropriately shaved earth will be provided in a weather proof slide lid type synthetic enclosure in the ceiling void in the approximate position of the door controller. It is recommended that the door controllers can also function in an off-line mode.

The category-2 door will be furnished with the following electronic access control devices:

- Magnetic lock with integrated door monitor and associated striker plate.
- Biometric reader.

The magnetic lock will be installed at approximately 2000 mm AFFL on the side wall of the entrance and in a vertical orientation. A 100 x 50 mm recessed draw box with steel faceplate will be installed in a vertical position in the side wall of the entrance and next to the magnetic lock mounting position. A 20 mm diameter conduit will be installed from the draw box to the ceiling void near of the door controller.

A surface mounted biometric reader will be installed at 1200 mm AFFL on the opening side of the category-2 door, no closer than 300 mm from the door frame. A recessed 63 mm diameter draw box will be installed in a position directly behind the designated position of the biometric reader. A 20 mm diameter conduit will be installed from the draw box, internal to the wall and ceiling slab and will enter the ceiling void in a symmetrically clustered formation with the other access control conduit routes associated with the same room.

### **ROOM TYPE AIR CONDITIONERS - AIR COOLED**

#### **General**

Room type air conditioners shall be completely self-contained units of the direct expansion unitary or split type design, air-cooled.

The air conditioners shall generally be in accordance with SABS 1125-1977 with sound levels not exceeding the values specified in the Supplementary Specification and/or this Standard Specification as applicable.

Room air side shall be equipped with a suitable and easily accessible filter, two speed fan, adjustable directional air discharge grille, adjustable outside air intake damper, control thermostat, electric heating elements (if not specified as reverse cycle heating) (where applicable), drain pan and drain piping, cooling coil, controls and control panel and complete wiring, including interlocking with outdoor unit.



The outdoor unit shall contain the matching compressor unit, air-cooled condenser, condenser fan within a waterproof painted and corrosion protected casing.

The indoor/outdoor units shall be interconnected with refrigerant piping (separately insulated suction and delivery piping for reverse cycle units), electric wiring and interlocking control cabling.

Where visible and/or exposed to the weather or possible mechanical damage refrigerant piping and cabling shall be run inside galvanised sheet steel trunking, neatly erected and painted as specified.

Where applicable provision shall be made in the unit design to re-evaporate condensate from the condenser.

Provision shall however be made in all cases for the drainage of excessive condensate to the nearest building drain by means of copper or uPVC tubing (refer to Supplementary Specification) not less than 18 mm diameter.

For reverse cycle heating units, including split type units, a proper drip pan with drainage piping as above shall be provided for the outdoor units where dripping can create unacceptable conditions.

Where drainage piping is required to be installed flush mounted, positioning and chasing shall be done in good time to meet construction programmes.

Drainage to points other than a proper building drain shall comply with SABS 0400.

All panels shall be neat fitting with hardwearing exposed surfaces of baked enamel or equal finish of approved colour.

**Electrical interlocking shall be provided to ensure that:**

- Compressor cannot run without both indoor and outdoor fans running,
- No electric heating of areas- use air/con/heat pump units (only standby elements).
- It shall not be possible to switch cooling and heating on simultaneously.

Unless otherwise specified in the Supplementary Specification room type air conditioners in the cooling mode shall be rated at 35°C ambient dry bulb air temperature on to the condenser, 27°C dry bulb and 19°C wet bulb air entering conditions to evaporator, all at sea level with the cooling capacities specified at these conditions. For reverse cycle heating the rating shall be based on 7°C ambient dry bulb and 6°C wet bulb air on to the outdoor coil with 21°C dry bulb air on to the indoor coil.

Unless otherwise detailed on the drawings or in the Supplementary Specification units installed through a wall shall be installed with a sub frame built in to the wall (hardwood or steel) and neat finishing architraves inside and outside. The external architrave shall be of aluminium angle and shall be mitred at corners and shall cover the sub frame and opening completely. The architrave and sub frame surround shall be sealed with clear silicone sealant.

### **Console Type Units**

Console units shall be completely self-contained and shall be mounted above skirting height for cleaning purposes.

Units with a two-part construction allowing the cabinet to be built in to the wall with the main body to slide in or out is preferred.

Matching weather tight air intake and exhaust louvered panels of anodised aluminium with horizontal blades shall be provided and installed with each unit.

Depending on size, detail and wall thickness the louver shall form part of the cabinet or shall be fixed to the sub frame.

Units shall be supplied with the manufacturer's standard 2 kW electric heating element thermostatically controlled.

The inverter reverse cycle units shall only be supplied for heating/ fresh air. Condensate handling during heating cycle (heat pump-not electrical) in winter.

### **Split Type Units**

Split type units shall consist of a direct expansion indoor fan coil unit and a separate (remote) externally located air-cooled condensing unit.

The indoor fan coil unit shall be floor-mounted, wall mounted, under-ceiling mounted, and ceiling cassette mounted or above ceiling ducted type as specified. Above ceiling units shall be properly insulated, particularly where exposed to high roof or lighting heat loads.

No remote control units are allowed for air conditioners units. Hard wired fixed control units to be supplied / or remote fixed with cable to holder on wall.

All conduit and draw boxes shall be installed flush in the walls or partitions. Surface mounted wiring in trunking or the like will only be accepted if specified as such.

No joints will be allowed in the control wiring.

Suction lines shall be insulated as specified. Suction and delivering lines may not be insulated grouped together as for a single line. Vapour barrier integrity will be critical to prevent dripping.

Gas piping (insulated as specified) and wiring shall be installed in galvanised steel trunking throughout for protection, painted as specified where exposed or visible.

Outdoor units shall be installed on raised plinths or where wall mounted on unistrut or approved galvanised steel brackets, properly braced and fixed.

Refrigerant piping shall be sized and fitted with the necessary oil traps strictly in accordance with the manufacturer's requirements.

### **RECEIVING AREA**

Office as designed by registered *architect* with area as per approved needs assessment document.



**Identification team office as designed by registered *architect* with area as per approved needs assessment document.**

### **ADMIN BLOCK**

**Retrieval office and ops room as designed by registered *architect* with area as per approved needs assessment document.**

**Key store and disposal area office as designed by registered *architect* with area as per approved needs assessment document.**

### **HEAVY VEHICLE AND ACCIDENT VEHICLES**

**Vehicles Impound area as designed by registered *architect* with area as per approved needs assessment document. Road surfaces and inner fencing as previously described under ROAD SURFACES AND KERB STONES.**

### **COMPACTING AREA**

#### **Floor slab**

**Provide a 4000 x 18 000 x 300 mm thick *in-situ* casted concrete floor slab (3:3:1 mix ratio @ 40 MPa) with (Product code 888) 200 x 200 x 12 mm diameter mild steel reinforcing mesh to accommodate a compacting heavy vehicle during operation, in accordance with the specifications of a registered *structural engineer*. Floor slab to slope 1:100 minimum towards central positioned sand oil trap. See Annexure 16.**

**Provide a sand oil trap in the centre of the floor slab per detail specifications. See Annexure 16.**

**Provide adequate vehicle circulation for code 22 heavy vehicles.**

### **IDENTIFIED VEHICLES**

**Loose parts store as designed by registered *architect* with area as per approved needs assessment document.**

**Engine store as designed by registered *architect* with area as per approved needs assessment document.**

### **UNIDENTIFIED VEHICLES**

**Vehicles Impound area as designed by registered *architect* with area as per approved needs assessment document. Road surfaces and inner fencing as previously described under ROAD SURFACES AND KERB STONES.**

### **SAPS BOARDED VEHICLES**

**Vehicles Impound area as designed by registered *architect* with area as per approved needs assessment document. Road surfaces and inner fencing as previously described under ROAD SURFACES AND KERB STONES.**

## **DISPOSAL / VIEWING AREA**

**Vehicles impound area** as designed by registered *architect* with area as per approved needs assessment document. Road surfaces and inner fencing as previously described under ROAD SURFACES AND KERB STONES.

## **INVESTIGATION AREA**

**Vehicles impound area** as designed by registered *architect* with area as per approved needs assessment document. Road surfaces and inner fencing as previously described under ROAD SURFACES AND KERB STONES.

## **CLOSED RESTRICTED AREA**

**Office** as designed by registered *architect* with area as per approved needs assessment document.

**Vehicles circulation area** as designed by registered *architect* with area as per approved needs assessment document. Road surfaces and inner fencing as previously described under ROAD SURFACES AND KERBS. Provide adequate vehicle circulation for code 22 heavy vehicles.

### **1.1.15 Docket archive (Existing facilities)**

See Annexure 18

Room size as existing.

#### **CONSTRUCTION**

Foundations as existing.

Pilinth walls as exiting.

Walls as existing.

Existing walls to be a minimum of 220 mm thick brick work construction finished with a 20 mm thick cement plaster finished with a steel trowel and covered with 2 x coats Acrylic base PVA paint in light colour (Beige etc.) on a suitable concrete primer paint.

Existing window openings to be bricked up and finished to match existing walls. In case of a *heritage building*, window openings must be secured on the inside of the room by means of a purpose made expanded mild steel mesh which is welded inside an angle iron frame. The screen and frame must be fixed against the inside of the wall, over the window opening by means of anchor bolts. The screen and frame is to be finished with two coats enamel paint in colour: Grey on one coat lead free metal primer paint, and to be secured over window opening with anchor bolts.

Ceiling to be 170 mm minimum thick reinforced concrete slab as specified by registered *structural engineer*, finished on the underside with 20 mm thick cement plaster, finished with a steel trowel and covered with 2 x coats Acrylic base PVA paint in colour: White on a suitable universal primer paint. Floor to ceiling height to be minimum 2550 mm (30 brick layers).

Should a concrete ceiling be absent, a purpose made, 2 mm thick mild steel sheet metal ceiling must be installed with proper support, in replacement of the existing ceiling. The structure of the ceiling is to be designed by a registered building professional, either being an *architect* or a *structural engineer*. Mild steel ceiling to be finished with two coats enamel paint in colour: White on one coat lead free metal primer paint.

Roof construction and covering as existing.

Floor to be 25 mm steel trowel floated cement screed on top of an *in-situ* casted concrete surface bed as specified by a registered *structural engineer* on top of hard core filling material compacted in accordance with *structural engineer's* specifications. Cement screed to be finished with clear penetrating concrete sealant in accordance with manufacturer's specifications. Where timber floors are existing, it must be replaced in accordance with the above floor specification. SABS approved damp proof sheeting to be installed under the concrete surface bed on top of the hard core layer compaction.

Existing concrete floors to be certified by a registered structural engineer to ensure it can accommodate the weight associated with the shelving and paper to be stored.

**Record room door** to be a *SABS* approved single heavy duty record room door, installed in accordance with the manufacturer's specifications and preferably by an accredited installer recommended by the manufacturer.

**Telescopic safe ventilators** are to be installed inside the walls of the docket archive in accordance with the manufacturer's specifications. The record room door manufacturer will normally also supply the *telescopic safe ventilators*. No windows in walls.

A retractable **security gate** manufactured from mild steel is to be installed on the inside of the strong room door opening. The security gate must have a properly fitted floor slider guide as well as side and top frame – top frame to have top slider guide. Security gate to be finished with baked enamel paint in colour: Grey.

A **service counter** will be provided inside the docket archive for dispatch / receive and record keeping purposes, should existing space allow. Alternatively, a directly adjacent office will be used with the access door (Record room door) to the archive from this office.

**Shelving units** to be placed as per a designed layout in conjunction with the manufacturer and a registered *architect* with a minimum of 900 *mm* wide circulation in-between shelving units. Shelving to be a standard mobile shelving system mounted on a roller track base and to be installed by the manufacturer's accredited installer.

## **MECHANICAL**

### **ROOM TYPE AIR CONDITIONERS - AIR COOLED**

#### **General**

Room type air conditioners shall be completely self-contained units of the direct expansion unitary or split type design, air-cooled.

The air conditioners shall generally be in accordance with *SABS* 1125-1977 with sound levels not exceeding the values specified in the Supplementary Specification and/or this Standard Specification as applicable.

Room air side shall be equipped with a suitable and easily accessible filter, two speed fan, adjustable directional air discharge grille, adjustable outside air intake damper, control thermostat, electric heating elements (if not specified as reverse cycle heating) (where applicable), drain pan and drain piping, cooling coil, controls and control panel and complete wiring, including interlocking with outdoor unit.

The outdoor unit shall contain the matching compressor unit, air-cooled condenser, condenser fan within a waterproof painted and corrosion protected casing.

The indoor/outdoor units shall be interconnected with refrigerant piping (separately insulated suction and delivery piping for reverse cycle units), electric wiring and interlocking control cabling.

Where visible and/or exposed to the weather or possible mechanical damage refrigerant piping and cabling shall be run inside galvanised sheet steel trunking, neatly erected and painted as specified.

Where applicable provision shall be made in the unit design to re-evaporate condensate from the condenser.

Provision shall however be made in all cases for the drainage of excessive condensate to the nearest building drain by means of copper or uPVC tubing (refer to Supplementary Specification) not less than 18 mm diameter.

For reverse cycle heating units, including split type units, a proper drip pan with drainage piping as above shall be provided for the outdoor units where dripping can create unacceptable conditions.

Where drainage piping is required to be installed flush mounted, positioning and chasing shall be done in good time to meet construction programmes.

Drainage to points other than a proper building drain shall comply with SABS 0400.

All panels shall be neat fitting with hardwearing exposed surfaces of baked enamel or equal finish of approved colour.

**Electrical interlocking shall be provided to ensure that:**

- Compressor cannot run without both indoor and outdoor fans running,
- No electric heating of areas- use air/con/heat pump units (only standby elements).
- It shall not be possible to switch cooling and heating on simultaneously.

Unless otherwise specified in the Supplementary Specification room type air conditioners in the cooling mode shall be rated at 35°C ambient dry bulb air temperature on to the condenser, 27°C dry bulb and 19°C wet bulb air entering conditions to evaporator, all at sea level with the cooling capacities specified at these conditions. For reverse cycle heating the rating shall be based on 7°C ambient dry bulb and 6°C wet bulb air on to the outdoor coil with 21°C dry bulb air on to the indoor coil.

Unless otherwise detailed on the drawings or in the Supplementary Specification units installed through a wall shall be installed with a sub frame built in to the wall (hardwood or steel) and neat finishing architraves inside and outside. The external architrave shall be of aluminium angle and shall be mitred at corners and shall cover the sub frame and opening completely. The architrave and sub frame surround shall be sealed with clear silicone sealant.

#### **Console Type Units**

Console units shall be completely self-contained and shall be mounted above skirting height for cleaning purposes.

Units with a two-part construction allowing the cabinet to be built in to the wall with the main body to slide in or out is preferred.

Matching weather tight air intake and exhaust louvered panels of anodised aluminium with horizontal blades shall be provided and installed with each unit.

Depending on size, detail and wall thickness the louver shall form part of the cabinet or shall be fixed to the sub frame.

Units shall be supplied with the manufacturer's standard 2 kW electric heating element thermostatically controlled.

The inverter reverse cycle units shall only be supplied for heating/ fresh air. Condensate handling during heating cycle (heat pump-not electrical) in winter.

#### **Split Type Units**

Split type units shall consist of a direct expansion indoor fan coil unit and a separate (remote) externally located air-cooled condensing unit.

The indoor fan coil unit shall be floor-mounted, wall mounted, under-ceiling mounted, and ceiling cassette mounted or above ceiling ducted type as specified. Above ceiling units shall be properly insulated, particularly where exposed to high roof or lighting heat loads.

No remote control units are allowed for air conditioners units. Hard wired fixed control units to be supplied / or remote fixed with cable to holder on wall.

All conduit and draw boxes shall be installed flush in the walls or partitions. Surface mounted wiring in trunking or the like will only be accepted if specified as such.

No joints will be allowed in the control wiring.

Suction lines shall be insulated as specified. Suction and delivering lines may not be insulated grouped together as for a single line. Vapour barrier integrity will be critical to prevent dripping.

Gas piping (insulated as specified) and wiring shall be installed in galvanised steel trunking throughout for protection; painted as specified where exposed or visible.

Outdoor units shall be installed on raised plinths or where wall mounted on unistrut or approved galvanised steel brackets, properly braced and fixed.

Refrigerant piping shall be sized and fitted with the necessary oil traps strictly in accordance with the manufacturer's requirements.

Fire suppression system to be provided as specified by a *mechanical engineer*.

#### **ELECTRICAL**

Similar to that for new construction. Installations and cabling routes will be recessed into walls and slabs as far as possible. Installations will be surface mounted in areas where the structures do not allow for recessed installations.

#### **Electronic fire detection**

Electronic fire detection installations will be extended from existing electronic fire detection infrastructure.

CCTV installations will be extended from existing CCTV infrastructure.

Electronic access control will be extended from existing access control infrastructure.

**1.1.18 Flammable liquid exhibit store**  
**See Annexure 21**

**GENERAL**

**Room size** as indicated on an approved needs assessment document.

A flammable liquid store is to be a loose standing building as specified by a registered *architect* in conjunction with a registered *fire engineer* in order to perform a rational fire design for the structure if required.

**CONSTRUCTION**

**Foundations** to be a minimum 600 x 230 mm concrete strip foundations (3:3:1 mix ratio @ 30 MPa) with the top surface of the foundation 340 mm minimum below the natural ground level, for stable soil conditions. Where suspect soil conditions exist, a qualified and registered *structural engineer* must be appointed to design a suitable foundation.

**Pilinth walls** to be constructed of a burnt clay brick, laid in stretcher bond brick laying pattern, with wire mesh brick reinforcing in every consecutive brick layer from foundation up to floor screed height. SABS approved damp proof sheeting to be installed in walls at level of concrete surface bed.

**Walls** to be constructed of a burnt clay brick, laid in stretcher bond brick laying pattern, with wire mesh brick reinforcing in every fifth consecutive brick layer. All joints between bricks to be properly filled with mortar. All corners to be properly tied-in with overlapping brick work. Walls to be finished on both sides with a 20 mm thick cement plaster finished with a steel trowel and covered with 2 x coats Acrylic base PVA paint in light colour (Beige etc.) on a suitable universal primer paint.

**Ceiling** to be 170 mm minimum thick reinforced concrete slab as specified by registered *structural engineer*, finished on the underside with 20 mm thick cement plaster, finished with a steel trowel and covered with 2 x coats Acrylic base PVA paint in colour: White on a suitable universal primer paint. Floor to ceiling height to be minimum 2550 mm (30 brick layers).

**Roof construction and covering** as per *architect's* specifications.

**Floor** to be 25 mm steel trowel floated cement screed on top of 75 mm thick in-situ casted concrete surface bed (3:3:1 mix ratio @ 30 MPa) with (Product code 193) 200 x 200 x 5.6 mm diameter mild steel mesh reinforcing, on top of hard core filling material compacted in layers not exceeding 150 mm. Cement screed to be finished with clear penetrating concrete sealant in accordance with manufacturer's specifications. Finished floor slab to be 170 mm below the entrance door threshold in order to provide a liquid catchment area. Finished floor screed to be finished with suitable chemical resistant and liquid proofing sealant. SABS approved damp proof sheeting to be installed under the concrete surface bed on top of the hard core layer compaction.

**Strong room door** to be a SABS approved single heavy duty category 2 safe door, installed in accordance with the manufacturer's specifications and preferably by an accredited installer recommended by the manufacturer. The bottom of the door to

be 345 mm minimum above the finished floor level to provide a catchment area should flammable liquids leak out of containers.

Provide an in-situ casted concrete ramp to the outer front of the access door finished with a wood trowel and with a slope not exceeding 1:10.

**Telescopic safe ventilators** are to be installed inside the walls of the flammable liquid store in accordance with the manufacturer's specifications. The strong room door manufacturer will normally also supply the telescopic ventilators. No windows in walls.

Provide 600 mm wide in-situ casted concrete apron around the building with a 1:100 fall away from the building and 10 mm soft board expansion joints at centres not exceeding 1000 mm. Finish with a wood trowel and rounded stroke tool to front edges.

**Fire safety** to conform to (SANS 10400 Part T).

Supply 9 Kg DCP fire extinguisher on the outside next to the entrance door inside a lockable cabinet with break glass access key as well as required signage.

**Shelving units** to be placed against the long end walls of the room with a middle row in-between allowing for a minimum of 900 mm wide circulation in-between shelving units. Shelving to be a standalone multipurpose, heavy-duty mild steel racking system finished with baked enamel powder coated epoxy and have 38 mm thick Pine shelving slats. The racks must be at least 600 mm deep and have a payload of 2200 kg.

## **ELECTRICAL**

### **Lighting**

A nominal lighting level of 350 lux must be achieved.

Luminaries are of 600 x 600 mm LED format with a cool white colour rendering and must have SABS approval. Luminaries must be of recessed type as used in office areas but be installed with proprietary surface mount steel frame finished in white powder coating. Conduit and draw boxes (63 mm diameter) will be cast into roof slab with luminary draw boxes directly behind the designated positions of luminaries. A centrally located 20 mm conduit entry will be provided for cable access to a surface mounted dual type (Infrared – Ultra Sonic) occupancy sensor. If the lighting design requires a centrally located luminary, the occupancy sensor will be positioned off-centre. All other conduit for electrical installations will be of 25 mm diameter.

An external red/green (default) LED indicator light, mounted directly above the passage door (category-2 door) at a height of 2300 mm above finished floor level (AFFL) and must also be activated by the internal occupancy sensor. No external or internal light switches will be provided.

### **Switched socket outlets**

One single 100 x 100 mm recessed normal power switched socket outlets with steel face plate at 300 mm AFFL are provided for cleaning and general maintenance purposes as well as a refrigerator.



**Electronic fire detection**

A centrally located surface mounted smoke detector will be provided. This smoke detector will be associated with the fire detection control panel located in the behind counter area of the CSC.

**Closed circuit television**

The architecture of all CCTV systems must be IP based. Static cameras must be of PoE type.

One surface mounted static camera must be provided on the inside of the room at an appropriate location to monitor the entrance. The position must be selected in a manner whereby shelving and storage items do not impede the line of sight to the entrance. A 20 mm diameter conduit will be installed from the designated camera position to the ceiling void in adjacent proximity of the CCTV, access control, data & telephone welded wire mesh cable tray.

It is recommended that all data CAT-5/CAT-6 be of blue or grey insulation and bundled together on one half of the cable tray and that all CCTV and access control CAT-5/CAT-6 cables be of purple insulation and bundled together on the opposite half of the cable tray.

**Electronic access control**

The architecture of all access control systems must be IP based. The door controllers will be installed in the ceiling void above the ceiling slab. A single 100 x 50 mm emergency power single pole isolator with red steel faceplate and appropriately shaved earth will be provided in a weather proof slide lid type synthetic enclosure in the ceiling void in the approximate position of the door controller. It is recommended that the door controllers can also function in an off-line mode.

The category-2 door will be furnished with the following electronic access control devices:

- Magnetic lock with integrated door monitor and associated striker plate.
- Biometric reader.

The magnetic lock will be installed at approximately 2000 mm AFFL on the side wall of the entrance and in a vertical orientation. A 100 x 50 mm recessed draw box with steel faceplate will be installed in a vertical position in the side wall of the entrance and next to the magnetic lock mounting position. A 20 mm diameter conduit will be installed from the draw box to the ceiling void near of the door controller.

A surface mounted biometric reader will be installed at 1200 mm AFFL on the opening side of the category-2 door, no closer than 300 mm from the door frame. A recessed 63 mm diameter draw box will be installed in a position directly behind the designated position of the biometric reader. A 20 mm diameter conduit will be installed from the draw box, internal to the wall and ceiling slab and will enter the ceiling void in a symmetrically clustered formation with the other access control conduit routes associated with the same room.



Public Works  
Infrastructure

Department:  
Public Works and Infrastructure  
REPUBLIC OF SOUTH AFRICA

## Port Shepstone SAPS VISS & TRT alternative accommodation

### **ANNEXURES**

<b><i>Drawings</i></b>	<b><i>Total number of pages</i></b>
Annexure 2	1





Public Works  
Infrastructure

Department:  
Public Works and Infrastructure  
REPUBLIC OF SOUTH AFRICA

# Port Shepstone SAPS VISS & TRT alternative accommodation

## ANNEXURES

<b><i>Drawings</i></b>	<b><i>Total number of pages</i></b>
Annexure 4	1





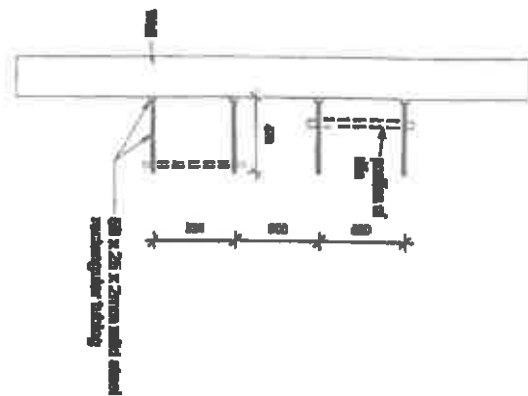
public works  
& infrastructure

Department:  
Public Works and Infrastructure  
REPUBLIC OF SOUTH AFRICA

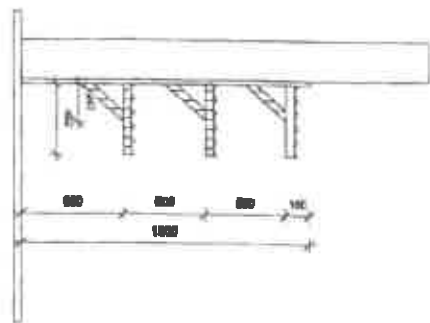
# Port Shepstone SAPS VISS & TRT alternative accommodation

## **ANNEXURES**

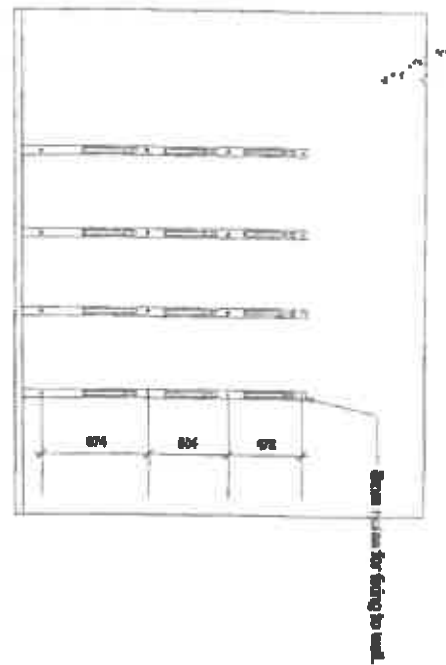
<b><i>Drawings</i></b>	<b><i>Total number of pages</i></b>
Annexure 6	1



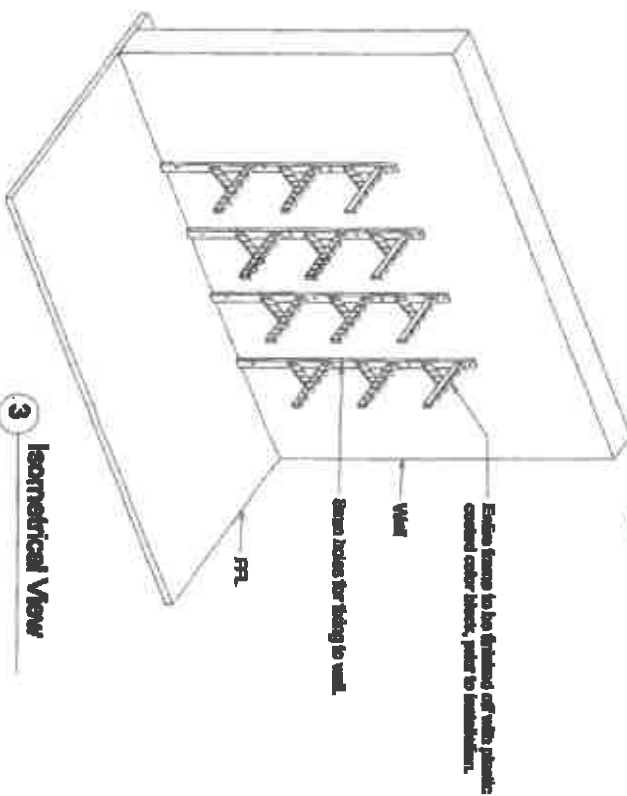
1 Floor Plan  
1:20



4 Side Elevation  
1:20



2 Front Elevation  
1:20



3 Isometrical View  
1:20



public works  
& infrastructure

Department:  
Public Works and Infrastructure  
REPUBLIC OF SOUTH AFRICA

# Port Shepstone SAPS VISS & TRT alternative accommodation

## **ANNEXURES**

<b><i>Drawings</i></b>	<b><i>Total number of pages</i></b>
Annexure 7	1



**SAPS 13 WALK-IN FIRE ARM EXHIBIT SAFE & STATION WALK-IN FIRE ARM  
SAFE (EXISTING FACILITIES) ANNEXURE 7**



Public Works and Infrastructure  
REPUBLIC OF SOUTH AFRICA

Department:  
Public Works and Infrastructure  
REPUBLIC OF SOUTH AFRICA

# Port Shepstone SAPS VISS & TRT alternative accommodation

## **ANNEXURES**

<b><i>Drawings</i></b>	<b><i>Total number of pages</i></b>
Annexure 12	1

400 ± 40mm (Block thickness)

172mm (Block thickness)

114mm (Block thickness)

Outer concrete faces on per maximum 11

Pre-stressed concrete cap

Form hole wall is finished and ready to place 1st layer of concrete every 1 layer, provide bolt on edge on top of wall.

Form hole section

Allow precast and reinforcing pieces with edges on per reinforcement

Wing holes

Square 2mm

100

Hardness filling completed in layers not exceeding 150mm.

The diagram illustrates the layout of the SAP13 vehicle impound yard, highlighting several key areas and features:

- Vehicle access**: Located at the top right of the facility.
- Security gates**: Two gates are shown, one near the vehicle access and another further down the right side.
- See specifications documents for control and CCTV equipment requirements**: A note pointing towards the central area of the yard.
- Direction of slope**: Indicated by arrows pointing downwards from the right side of the yard.
- Stone landscaping concrete paving**: Labeled in two locations along the perimeter walls.
- See light schedule as per specifications and per standard England's Police Act 1964. Other notes below. See annexes 7L**: A detailed note pointing to the bottom right corner of the yard.
- 2.1m high black wall**: A specification for the perimeter wall height.
- Signal columns to comply with GANF tower regulations**: A note pointing to the bottom left corner of the yard.
- Stone landscaping concrete paving**: Another label for the perimeter paving.
- Security fenced area**: Located at the bottom left of the facility.
- Dimensions**: A vertical dimension of 80m is indicated on the right side, and a horizontal dimension of 30m is indicated on the left side.
- SAP13 vehicle impound yard**: The central title of the diagram.
- Stone landscaping concrete paving**: A label for the central paved area.
- Direction of slope**: Arrows indicating the slope direction across the central area.
- Discharge point on every column**: A note pointing to a specific feature on the left perimeter wall.



Public Works  
Infrastructure

Department:  
Public Works and Infrastructure  
REPUBLIC OF SOUTH AFRICA

# Port Shepstone SAPS VISS & TRT alternative accommodation

## **ANNEXURES**

<b><i>Drawings</i></b>	<b><i>Total number of pages</i></b>
Annexure 13	1

**Advantage available from  
National Supply Chain  
Program and project management**

--	--	--	--	--	--



100

--

1	2	3	4	5	6	7	8	9	10	11	12	13	14	15	16	17	18	19	20	21	22	23	24	25	26	27	28	29	30	31	32	33	34	35	36	37	38	39	40	41	42	43	44	45	46	47	48	49	50	51	52	53	54	55	56	57	58	59	60	61	62	63	64	65	66	67	68	69	70	71	72	73	74	75	76	77	78	79	80	81	82	83	84	85	86	87	88	89	90	91	92	93	94	95	96	97	98	99	100
---	---	---	---	---	---	---	---	---	----	----	----	----	----	----	----	----	----	----	----	----	----	----	----	----	----	----	----	----	----	----	----	----	----	----	----	----	----	----	----	----	----	----	----	----	----	----	----	----	----	----	----	----	----	----	----	----	----	----	----	----	----	----	----	----	----	----	----	----	----	----	----	----	----	----	----	----	----	----	----	----	----	----	----	----	----	----	----	----	----	----	----	----	----	----	----	----	----	----	-----



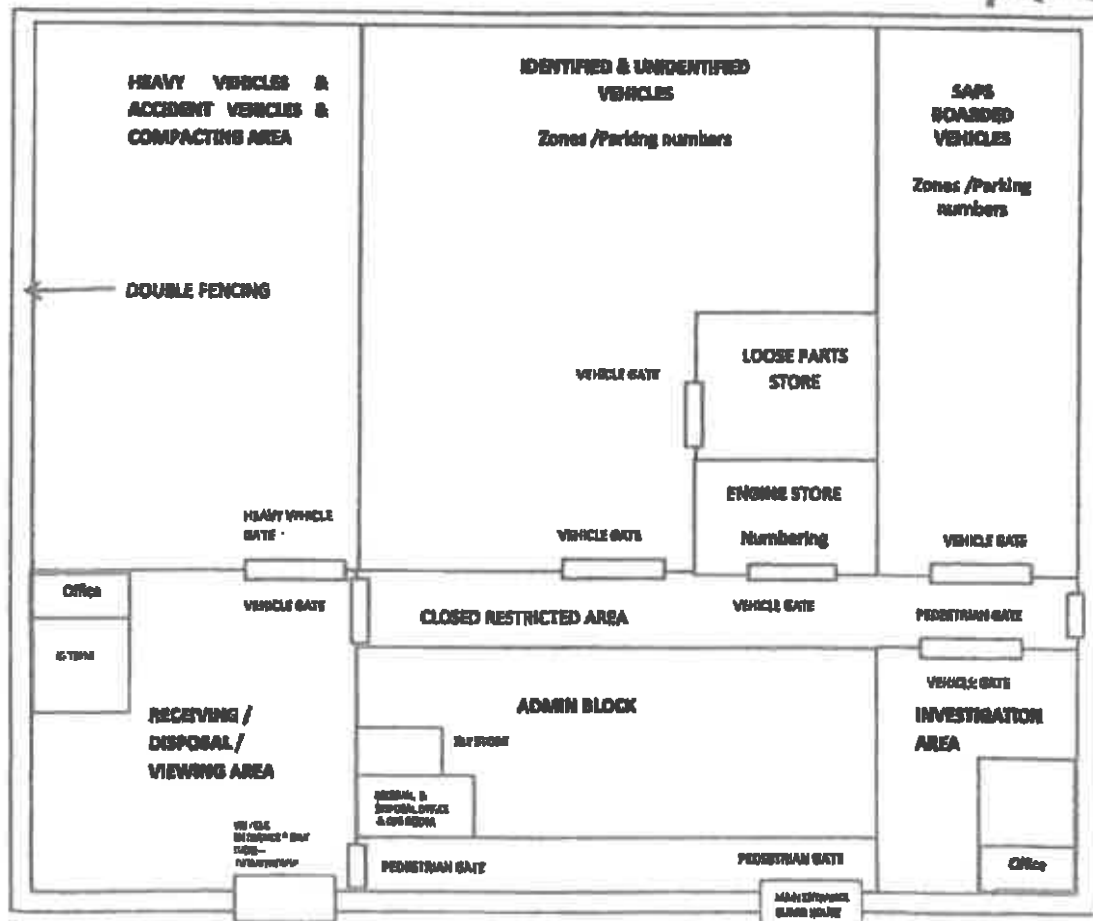
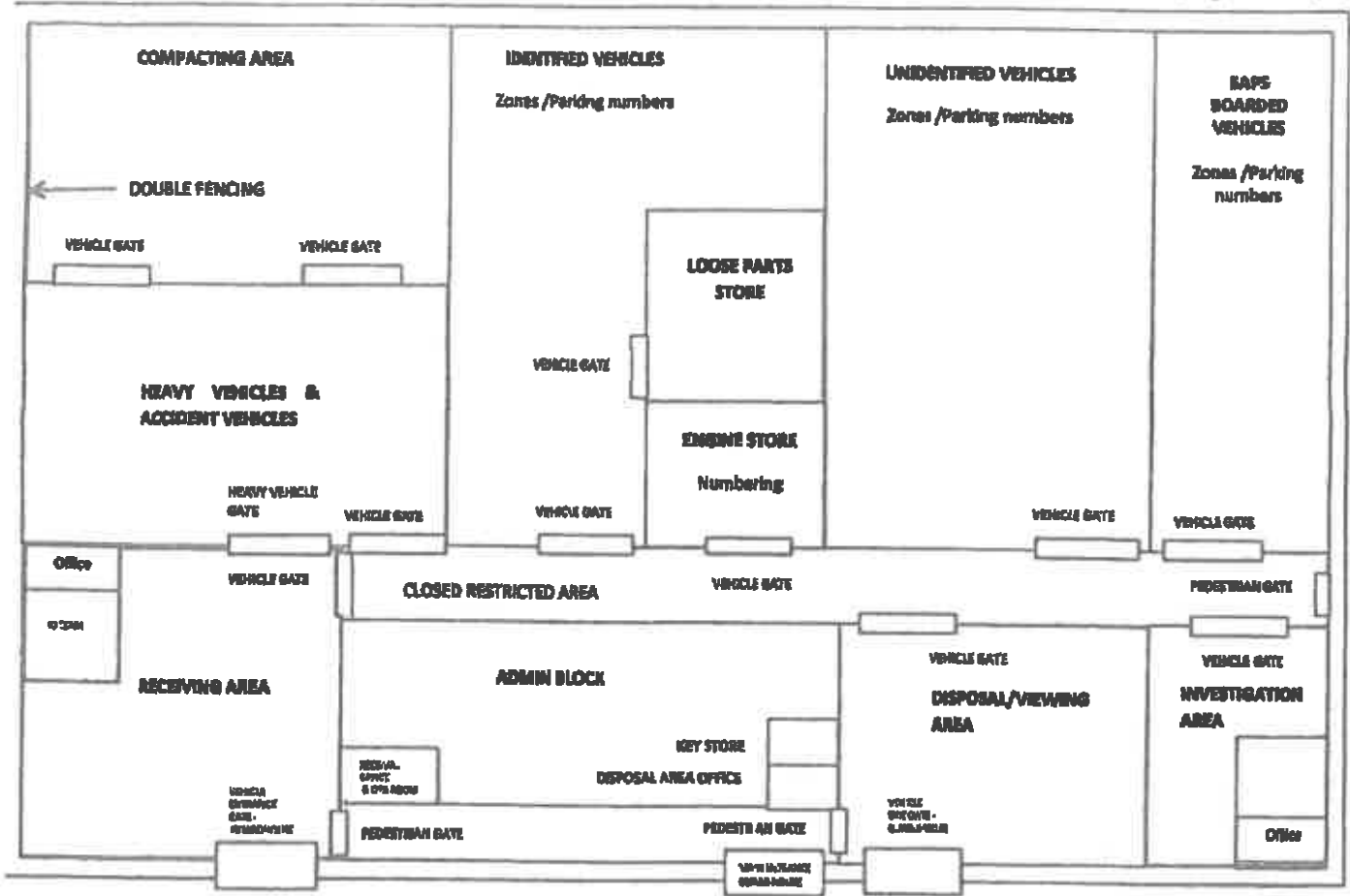
public works  
& infrastructure

Department:  
Public Works and Infrastructure  
REPUBLIC OF SOUTH AFRICA

# Port Shepstone SAPS VISS & TRT alternative accommodation

## **ANNEXURES**

<b><i>Drawings</i></b>	<b><i>Total number of pages</i></b>
Annexure 14	1

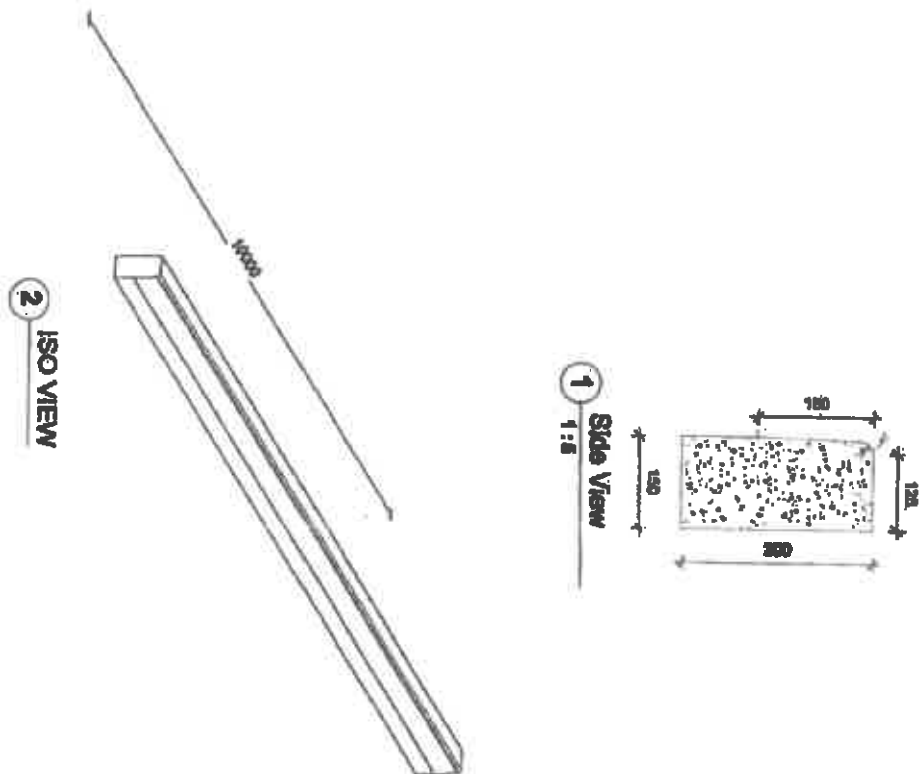


## Port Shepstone SAPS VISS & TRT alternative accommodation

## ANNEXURES

<b><i>Drawings</i></b>	<b><i>Total number of pages</i></b>
<b>Annexure 15</b>	<b>1</b>





**CONCRETE ROAD KERB FIG.3 HALF-BATTERED**



public works  
& infrastructure

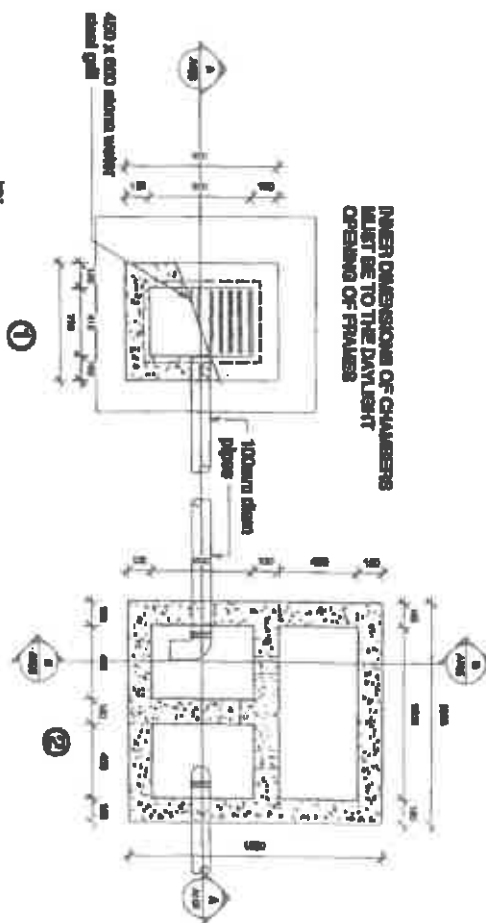
Department:  
Public Works and Infrastructure  
REPUBLIC OF SOUTH AFRICA

# Port Shepstone SAPS VISS & TRT alternative accommodation

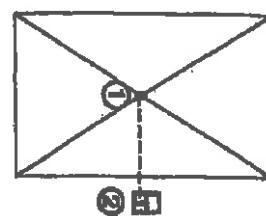
## **ANNEXURES**

<b><i>Drawings</i></b>	<b><i>Total number of pages</i></b>
<b>Annexure 16</b>	<b>1</b>

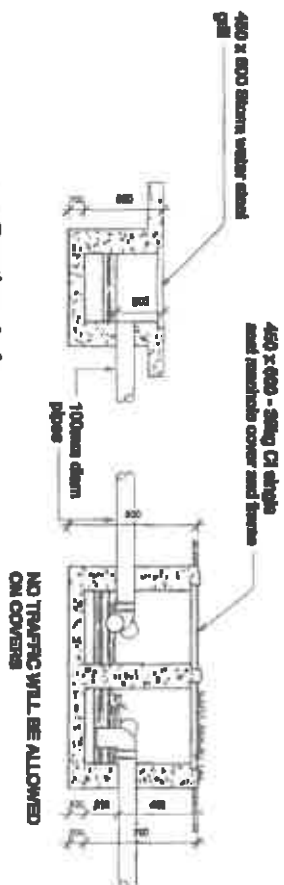
INNER DIMENSIONS OF CHAMBERS  
MUST BE TO THE DAYLIGHT  
OPENING OF FRAMES



1 Plan  
1:20



Plan of wash bay



A Section A-A  
1:20



B Section B-B  
1:20



public works  
& infrastructure

Department:  
Public Works and Infrastructure  
REPUBLIC OF SOUTH AFRICA

# Port Shepstone SAPS VISS & TRT alternative accommodation

## **ANNEXURES**

<b><i>Drawings</i></b>	<b><i>Total number of pages</i></b>
Annexure 18	1



## DOCKET ARCHIVE (EXISTING FACILITIES)



Department of  
Public Works and Infrastructure

Department:  
Public Works and Infrastructure  
REPUBLIC OF SOUTH AFRICA

## Port Shepstone SAPS VISS & TRT alternative accommodation

### **ANNEXURES**

<b><i>Drawings</i></b>	<b><i>Total number of pages</i></b>
Annexure 21	1

**First Steps in the Assessment  
of the Client**

11

**Index**

1990


33

21

1

---

2

**2**  
**Section 1**  
**1:00**

**1**  
**Floor Plan**  
**1:00**

● 2010年10月1日起，凡在中华人民共和国境内销售货物或者提供加工、修理修配劳务以及进口货物的单位和个人，均应按照《中华人民共和国增值税暂行条例》及实施细则缴纳增值税。

**THE UNIVERSITY OF CHICAGO**  
**CHICAGO, ILLINOIS**  
**60637-0800**

Category 2 studies did not

**For additional information:**

1000

2

**Business**

### holding order

### Shading 2nd

**Working with us**  
**has been a great experience**

**The central concept**  
**in this book is**

## The only meeting to solve your P&T

## Drawings not for

## Guided by doctors

**Construction and Professional in c**

1

## Drawings to be submitted should

---

---

100

## ANNEXURE 21

**SAPS 13 FLAMMABLE LIQUID EXHIBIT STORE**



public works

Department:  
Public Works  
REPUBLIC OF SOUTH AFRICA

PROPOSED WORKS ORDER 11 2011/2012

**CONFIRMATION TO UNDERTAKE ALL  
TENANT INSTALLATION REQUIREMENTS BY BIDDER**

<b>BID NO</b>	<b>DBN21/11/03</b>
<b>REFERENCE NO</b>	<b>24/2/1/2/10/6307/250</b>
<b>PROJECT TITLE</b>	<b><i>Durban Regional Office: Procurement of alternative office accommodation and parking for South African Police Service VISS and TRT, Port Shepstone for a period of five (5) years</i></b>
<b>DATE OF ADVERT</b>	<b>19 NOVEMBER 2021</b>
<b>CLOSING DATE</b>	<b>13 DECEMBER 2021</b>

I, the undersigned (Full Name) \_\_\_\_\_ hereby confirm to undertake/ execute/ implement/effect all Tenant Installation requirements according to the Clients specifications as per the Procurement Instruction issued by the Client and any other additional tenant installation requirements requested by the Client.

\_\_\_\_\_  
Signature

\_\_\_\_\_  
Date

\_\_\_\_\_  
Position

\_\_\_\_\_  
Name of bidder