



MUNICIPAL NOTICE No.: 019 OF 2025

TENDER NO: 8/2/RNM0569

**RENOVATIONS OF IZINGOLWENI COMMUNITY HALL
IN WARD 33**

CIDB CLASSIFICATION 5GB OR HIGHER

Name of Tenderer:

.....

**This tender closes at 12h00 on Monday 19 May 2025 at the offices of the Ray Nkonyeni Municipality
located at 10 Connor Street, Port Shepstone**

NO LATE SUBMISSIONS WILL BE CONSIDERED

BID AMOUNT R _____

Issued by:

RAY NKONYENI MUNICIPALITY

PO Box 5

Port Shepstone

4240

Tel: 039 688 2000

Fax: 039 682 0327

**ALL BIDS MUST BE SUBMITTED ON THE OFFICIAL FORMS
(NOT TO BE RE-TYPED)**

NB!!!! Please attach copies of the following documents.

- **Company registration documents.**
- **Certified copy of ID documents of directors/owners/members/ shareholders.**
- **Copy of a valid TAX Compliance Certificate.
Or Tax Compliance Status PIN Sheet.**
- **Declarations (MBD 4, 6.1, 8 & 9).**
- **Joint Venture agreements (where applicable).**

☐☐☐☐☐

STANDARD FORMS

THIS BID IS SUBJECT TO THE GENERAL CONDITIONS OF CONTRACT (GCC) AND, IF APPLICABLE, ANY OTHER SPECIAL CONDITIONS OF CONTRACT. THIS BID WILL BE EVALUATED AND ADJUDICATED ACCORDING TO THE FOLLOWING CRITERIA:

1. Relevant specifications
2. Value for money
3. Capability to execute the contract
4. PPPFA & associated regulations

NB: NO BIDS WILL BE CONSIDERED FROM PERSONS IN THE SERVICE OF THE STATE

PART A INVITATION TO BID

YOU ARE HEREBY INVITED TO BID FOR REQUIREMENTS OF THE RAY NKONYENI MUNICIPALITY					
BID NUMBER:	8/2/RNM0569	CLOSING DATE:	19 May 2025	CLOSING TIME:	12H00
DESCRIPTION	RENOVATIONS OF IZINGOLWENI COMMUNITY HALL IN WARD 33				
THE SUCCESSFUL BIDDER WILL BE REQUIRED TO FILL IN AND SIGN A WRITTEN CONTRACT FORM (MBD7).					
BID RESPONSE DOCUMENTS MAY BE DEPOSITED IN THE BID BOX SITUATED AT (STREET ADDRESS)					
10 Connor Street					
Port Shepstone					
4240					
SUPPLIER INFORMATION					
NAME OF BIDDER					
POSTAL ADDRESS					
STREET ADDRESS					
TELEPHONE NUMBER	CODE		NUMBER		
CELLPHONE NUMBER					
FACSIMILE NUMBER	CODE		NUMBER		
E-MAIL ADDRESS					
VAT REGISTRATION NUMBER					
TAX COMPLIANCE STATUS	TCS PIN:		OR	CSD No:	
ARE YOU THE ACCREDITED REPRESENTATIVE IN SOUTH AFRICA FOR THE GOODS /SERVICES /WORKS OFFERED?	<input type="checkbox"/> Yes <input type="checkbox"/> No [IF YES ENCLOSE PROOF]		ARE YOU A FOREIGN BASED SUPPLIER FOR THE GOODS /SERVICES /WORKS OFFERED?	<input type="checkbox"/> Yes <input type="checkbox"/> No [IF YES, ANSWER PART B:3]	
TOTAL NUMBER OF ITEMS OFFERED			TOTAL BID PRICE	R	
SIGNATURE OF BIDDER		DATE		
CAPACITY UNDER WHICH THIS BID IS SIGNED					
BIDDING PROCEDURE ENQUIRIES MAY BE DIRECTED TO:			TECHNICAL INFORMATION MAY BE DIRECTED TO:		
DEPARTMENT	SUPPLYCHAIN MANAGEMENT		CONTACT PERSON	AMANDA GOQO	
CONTACT PERSON	BONGANI MFENQA		TELEPHONE NUMBER	039 688 2155	
TELEPHONE NUMBER	039 312 8304		FACSIMILE NUMBER	039 688 2156	
E-MAIL ADDRESS	bongani.mfenga@rnm.gov.za		E-MAIL ADDRESS	amandagoqo@rnm.gov.za	

PART B TERMS AND CONDITIONS FOR BIDDING

1. BID SUBMISSION:										
<p>1.1. BIDS MUST BE DELIVERED BY THE STIPULATED TIME TO THE CORRECT ADDRESS. LATE BIDS WILL NOT BE ACCEPTED FOR CONSIDERATION.</p> <p>1.2. ALL BIDS MUST BE SUBMITTED ON THE OFFICIAL FORMS PROVIDED–(NOT TO BE RE-TYPED) OR ONLINE</p> <p>1.3. THIS BID IS SUBJECT TO THE PREFERENTIAL PROCUREMENT POLICY FRAMEWORK ACT AND THE PREFERENTIAL PROCUREMENT REGULATIONS 2022, THE GENERAL CONDITIONS OF CONTRACT (GCC) AND, IF APPLICABLE, ANY OTHER SPECIAL CONDITIONS OF CONTRACT.</p>										
2. TAX COMPLIANCE REQUIREMENTS										
<p>2.1 BIDDERS MUST ENSURE COMPLIANCE WITH THEIR TAX OBLIGATIONS.</p> <p>2.2 BIDDERS ARE REQUIRED TO SUBMIT THEIR UNIQUE PERSONAL IDENTIFICATION NUMBER (PIN) ISSUED BY SARS TO ENABLE THE ORGAN OF STATE TO VIEW THE TAXPAYER'S PROFILE AND TAX STATUS.</p> <p>2.3 APPLICATION FOR THE TAX COMPLIANCE STATUS (TCS) CERTIFICATE OR PIN MAY ALSO BE MADE VIA E-FILING. IN ORDER TO USE THIS PROVISION, TAXPAYERS WILL NEED TO REGISTER WITH SARS AS E-FILERS THROUGH THE WEBSITE WWW.SARS.GOV.ZA.</p> <p>2.4 FOREIGN SUPPLIERS MUST COMPLETE THE PRE-AWARD QUESTIONNAIRE IN PART B:3.</p> <p>2.5 BIDDERS MAY ALSO SUBMIT A PRINTED TCS CERTIFICATE TOGETHER WITH THE BID.</p> <p>2.6 IN BIDS WHERE CONSORTIA / JOINT VENTURES / SUB-CONTRACTORS ARE INVOLVED, EACH PARTY MUST SUBMIT A SEPARATE TCS CERTIFICATE / PIN / CSD NUMBER.</p> <p>2.7 WHERE NO TCS IS AVAILABLE BUT THE BIDDER IS REGISTERED ON THE CENTRAL SUPPLIER DATABASE (CSD), A CSD NUMBER MUST BE PROVIDED.</p>										
3. QUESTIONNAIRE TO BIDDING FOREIGN SUPPLIERS										
<table style="width: 100%; border: none;"> <tr> <td style="width: 70%;">3.1. IS THE ENTITY A RESIDENT OF THE REPUBLIC OF SOUTH AFRICA (RSA)</td> <td style="width: 30%; text-align: right;"><input type="checkbox"/> YES <input type="checkbox"/> NO</td> </tr> <tr> <td>3.2. DOES THE ENTITY HAVE A BRANCH IN THE RSA?</td> <td style="text-align: right;"><input type="checkbox"/> YES <input type="checkbox"/> NO</td> </tr> <tr> <td>3.3. DOES THE ENTITY HAVE A PERMANENT ESTABLISHMENT IN THE RSA?</td> <td style="text-align: right;"><input type="checkbox"/> YES <input type="checkbox"/> NO</td> </tr> <tr> <td>3.4. DOES THE ENTITY HAVE ANY SOURCE OF INCOME IN THE RSA?</td> <td style="text-align: right;"><input type="checkbox"/> YES <input type="checkbox"/> NO</td> </tr> <tr> <td>3.5. IS THE ENTITY LIABLE IN THE RSA FOR ANY FORM OF TAXATION?</td> <td style="text-align: right;"><input type="checkbox"/> YES <input type="checkbox"/> NO</td> </tr> </table> <p>IF THE ANSWER IS "NO" TO ALL OF THE ABOVE, THEN IT IS NOT A REQUIREMENT TO REGISTER FOR A TAX COMPLIANCE STATUS SYSTEM PIN CODE FROM THE SOUTH AFRICAN REVENUE SERVICE (SARS) AND IF NOT REGISTER AS PER 2.3 ABOVE.</p>	3.1. IS THE ENTITY A RESIDENT OF THE REPUBLIC OF SOUTH AFRICA (RSA)	<input type="checkbox"/> YES <input type="checkbox"/> NO	3.2. DOES THE ENTITY HAVE A BRANCH IN THE RSA?	<input type="checkbox"/> YES <input type="checkbox"/> NO	3.3. DOES THE ENTITY HAVE A PERMANENT ESTABLISHMENT IN THE RSA?	<input type="checkbox"/> YES <input type="checkbox"/> NO	3.4. DOES THE ENTITY HAVE ANY SOURCE OF INCOME IN THE RSA?	<input type="checkbox"/> YES <input type="checkbox"/> NO	3.5. IS THE ENTITY LIABLE IN THE RSA FOR ANY FORM OF TAXATION?	<input type="checkbox"/> YES <input type="checkbox"/> NO
3.1. IS THE ENTITY A RESIDENT OF THE REPUBLIC OF SOUTH AFRICA (RSA)	<input type="checkbox"/> YES <input type="checkbox"/> NO									
3.2. DOES THE ENTITY HAVE A BRANCH IN THE RSA?	<input type="checkbox"/> YES <input type="checkbox"/> NO									
3.3. DOES THE ENTITY HAVE A PERMANENT ESTABLISHMENT IN THE RSA?	<input type="checkbox"/> YES <input type="checkbox"/> NO									
3.4. DOES THE ENTITY HAVE ANY SOURCE OF INCOME IN THE RSA?	<input type="checkbox"/> YES <input type="checkbox"/> NO									
3.5. IS THE ENTITY LIABLE IN THE RSA FOR ANY FORM OF TAXATION?	<input type="checkbox"/> YES <input type="checkbox"/> NO									

**NB: FAILURE TO PROVIDE ANY OF THE ABOVE PARTICULARS MAY RENDER THE BID INVALID.
NO BIDS WILL BE CONSIDERED FROM PERSONS IN THE SERVICE OF THE STATE.**

SIGNATURE OF BIDDER:.....

CAPACITY UNDER WHICH THIS BID IS SIGNED:.....

DATE:.....

RAY NKONYENI MUNICIPALITY

NOTICE NO: 019 OF 2025

TENDER NO: 8/2/RNM0569

GENERAL TENDER INFORMATION

TENDER ADVERTISED	:	Thursday, 17 April 2025
ESTIMATED CIDB CONTRACTOR GRADING	:	5GB OR HIGHER
CLARIFICATION MEETING	:	10H00, Wednesday, 30 April 2025
VENUE FOR CLARIFICATION MEETING	:	A compulsory clarification meeting will be held at the Department of Technical services on Ezingolweni offices ((30°47'3.23"S; 30°8'6.52"E)
CLOSING DATE	:	Monday, 19 May 2025
CLOSING TIME	:	12H00
CLOSING VENUE	:	Bid Box at Municipal Offices at 10 Connor Street, Port Shepstone
INSTRUCTIONS	:	Fully completed Bid Documents, with two (2) copies of the original document in a sealed envelope clearly marked "Bid name and Bid number" containing the Tender Documents (completed in all respects including C.1.1 Form of Offer) plus any additional supporting documentation, must be deposited into the bid box.

Contents

Number	Heading	Pages
The Tender		
Part T1: Tendering Procedures		
T1.1	Tender Notice And Invitation To Tender	2
T1.2	Tender Data	4
Part T2: Returnable Documents		
T2.1	List Of Returnable Documents	25
T2.2	Returnable Schedules	26
The Contract		
Part C1: Agreements and Contract Data		
C1.1	Form Of Offer And Acceptance	75
C1.2	Contract Data	80
C1.3	Performance Guarantee	86
C1.4	Occupational Health And Safety Agreement	89
Part C2: Pricing Data		
C2.1	Pricing Instructions	92
C2.2	Bill Of Quantities	93
Part C3: Scope Of Work		
C3.1	Description Of The Works	114
C3.2	Engineering	115
C3.3	Procurement	116
C3.4	Construction	117
C3.5	Management	124
C3.6	Annexes	127

Part T1: Tendering Procedures

	<u>Page</u>
T1.1 Tender Notice And Invitation To Tender	2
T1.2 Tender Data	4 - 13
T1.2.1 Standard Conditions of Tender	4
T1.2.2 Variations to the Standard Conditions of Tender	14
T1.2.3 Additional Conditions of Tender	22

RAY NKONYENI MUNICIPALITY

NOTICE NO: 019 OF 2025

TENDER NO: 8/2/RNM0569

T1.1 TENDER NOTICE AND INVITATION TO TENDER

Bids are hereby invited to tender for the Renovations OF Izingolweni Community Hall in Ward 33 as specified in the under-mentioned bid document. Tenderers who are registered with the Construction Industry Development Board (CIDB) with a classification grading of 5GB OR HIGHER, are eligible to submit a tender and will be considered for award.

Bid documents can be downloaded for free from the e-tenders portal <https://www.etenders.gov.za/> or downloaded from Ray Nkonyeni Municipality website <http://www.rnm.gov.za/> , as from **Friday, 18 April 2025**.

A compulsory clarification meeting will be held at the Department of Technical services on Wednesday 30 April 2025 at 10h00 Ezingolweni offices ((30°47'3.23"S; 30°8'6.52"E)

Bidders to submit two (02) copies of the bid document together with the original bid document, bidders that fail to submit copies will be disqualified. Fully completed Bid documents, with two (2) copies of the original document in a sealed envelope, must be clearly marked with the relevant Bid Number as follows: - **TENDER NO: 8/2/RNM0569**
RENOVATIONS OF IZINGOLWENI COMMUNITY HALL IN WARD 33

The completed Bids (**Original and 2 copies**) must be deposited in the bid box, situated in the Bid Box of the Municipal Offices at 10 Connor Street, Port Shepstone, no later than **Monday, 19 May 2025 at 12h00**. After closure, the tender will be opened in public.

The 80/20 preference point system shall be applicable during the evaluation and adjudication of this Bid proposal.

SPECIFIC GOALS	POINTS	Verification Documents
Local companies	10	Proof of company address
An EME or QSE which is at least 100% owned by black people	10	CIPC: Shareholders certificate and Sworn Affidavit
Total points	20	

Stage 2: Functionality

Functionality will comprise of the following based on the criteria indicated in the respective tender returnable: Attach all supporting documentation for the following table.

Criterion	Possible Full Points
Relevant Previous Experience of the bidder	30
Qualifications and Experience of Director	20
Qualifications and Experience of Site Agent	20
Qualifications and Experience of Foremen	20
Total Possible Points	90

Bidders must score a minimum of 60% to pass functionality evaluation.

Technical enquiries may be addressed to Miss. Amanda Goqo of Ray Nkonyeni Municipality by no later than three days before tender closure on 039 688 2155 and Email Address: Amanda.goqo@rnm.gov.za Procurement enquiries may be addressed to Bongani Mfenqa of Ray Nkonyeni Municipality by no later than three days before tender closure on Tel No.: 039 312 8304 or Email: bongani.mfenqa@rnm.gov.za

NOTE TO BIDDERS ON BID CONDITIONS:

- The Supply Chain Management Policy of Ray Nkonyeni Municipality will apply. The Council reserves the right not to accept the lowest bid or any bid and reserves the right to accept the whole or part of the bid, or to reject all bids and cancel the notice to bid.
- Service providers are required to download bid documents before the clarification meeting and present them in meeting on a specified date if any.
- A compulsory site clarification meeting will be held as per details provided on tender notice.
- Bidders must attach their latest audited financial statements with the bid. Failure to furnish a set off audited financial statements will result in the tender not being further evaluated.
- Bids that are submitted late, incomplete, unsigned or by facsimile, electronically or not completed in black ink will be rejected and not accepted for further evaluation.
- Only service providers registered in the Central Supplier Database (CSD) will be considered, attach proof of registration failure to attach will result in your bid not evaluated further.
- Members or Directors of Companies or Service Providers who are state employees are not allowed to bid or quote.
- Unsuccessful bidders will be informed of the tender outcome through Municipal website. Aggrieved unsuccessful bidders will be allowed to lodge, within fourteen (14) days of the decision or action, a written objection or complaint to the Office of the Municipal Manager through email, mm@nmm.gov.za or fax number 086 529 7195. Complaints or objections received after fourteen (14) days of the date of the notice **will not** be entertained.
- The original bid document plus TWO extra (02) copy must be submitted, failure to submit two copies will result in disqualification.
- Bids submitted are to be valid for a period of **120 days**.

K J ZULU
MUNICIPAL MANAGER

Ray Nkonyeni Municipality
10 Connor Street
P O Box 5
PORT SHEPSTONE
4240

RAY NKONYENI MUNICIPALITY

NOTICE NO: 019 OF 2025

TENDER NO: 8/2/RNM0569

T1.2 TENDER DATA

T1.2.1 Standard Conditions of Tender

The conditions of tender are the Standard Conditions of Tender as contained in of Board Notice 136 of 2016 in Government Gazette No 38960 of 10 July 2016, Construction Industry Development Board (CIDB) Standard for Uniformity in Construction Procurement. (see www.cidb.org.za). Annexure F and Table G1 of that notice are reproduced without amendment or alteration for the convenience of tenderers in the following pages:

Standard Conditions of Tender

- Note:
- 1 These Standard Conditions of Tender are identical to that contained in Annex F of SANS 294: 2004, Construction Procurement Processes, Procedures and Methods.
 - 2 Annex E of SANS 294, Construction Procurement Processes, Procedures and Methods, and SAICE's Practice Manual #1, The use of South African National Standards in Construction Procurement, provides guidance on referencing these Standard Conditions of Tender in procurement documents.

F.1 GENERAL

F.1.1. Actions

F.1.1.1. The employer and each tenderer submitting a tender offer shall comply with these conditions of tender. In their dealings with each other, they shall discharge their duties and obligations as set out in F.2 and F.3, timeously and with integrity, and behave equitably, honestly and transparently, comply with all legal obligations and not engage in anticompetitive practices.

F.1.1.2. The employer and the tenderer and all their agents and employees involved in the tender process shall avoid conflicts of interest and where a conflict of interest is perceived or known, declare any such conflict of interest, indicating the nature of such conflict. Tenderers shall declare any potential conflict of interest in their tender submissions. Employees, agents and advisors of the employer shall declare any conflict of interest to whoever is responsible for overseeing the procurement process at the start of any deliberations relating to the procurement process or as soon as they become aware of such conflict and abstain from any decisions where such conflict exists or recuse themselves from the procurement process, as appropriate.

Note:

- 1) A conflict of interest may arise due to a conflict of roles which might provide an incentive for improper acts in some circumstances. A conflict of interest can create an appearance of impropriety that can undermine confidence in the ability of that person to act properly in his or her position even if no improper acts result.
- 2) Conflicts of interest in respect of those engaged in the procurement process include direct, indirect or family interests in the tender or outcome of the procurement process and any personal bias, inclination, obligation, allegiance or loyalty which would in any way affect any decisions taken.

F.1.1.3. The employer shall not seek and a tenderer shall not submit a tender without having a firm intention and the capacity to proceed with the contract.

F.1.2. Tender Documents

The documents issued by the employer for the purpose of a tender offer are listed in the tender data.

F.1.3. Interpretation

F.1.3.1. The tender data and additional requirements contained in the tender schedules that are included in the returnable documents are deemed to be part of these conditions of tender.

F.1.3.2. These conditions of tender, the tender data and tender schedules which are only required for tender evaluation purposes, shall not form part of any contract arising from the invitation to tender.

F.1.3.3. For the purposes of these conditions of tender, the following definitions apply:

- a) **conflict of interest** means any situation in which:
 - i) someone in a position of trust has competing professional or personal interests which make it difficult to fulfil his or her duties impartially;
 - ii) an individual or organisation is in a position to exploit a professional or official capacity in some way for their personal or corporate benefit; or
 - iii) incompatibility or contradictory interests exist between an employee and the organisation which employs that employee.
- b) **comparative offer** means the tenderer's financial offer after all tendered parameters that will affect the value of the financial offer have been taken into consideration in order to enable comparisons to be made between offers on a comparative basis
- c) **corrupt practice** means the offering, giving, receiving or soliciting of anything of value to influence the action of the employer or his staff or agents in the tender process; and
- d) **fraudulent practice** means the misrepresentation of the facts in order to influence the tender process or the award of a contract arising from a tender offer to the detriment of the employer, including collusive practices intended to establish prices at artificial levels
- e) **organization** means a company, firm, enterprise, association or other legal entity, whether incorporated or not, or a public body
- f) **quality (functionality)** means the totality of features and characteristics of a product or service that bear on its ability to satisfy stated or implied needs.

F.1.4. Communication and Employer's Agent

Each communication between the employer and a tenderer shall be to or from the employer's agent only, and in a form that can be readily read, copied and recorded. Communications shall be in the English language. The employer shall not take any responsibility for non-receipt of communications from or by a tenderer. The name and contact details of the employer's agent are stated in the tender data.

F.1.5. The Employer's Right to Accept or Reject Any Tender Offer

F.1.5.1. The employer may accept or reject any variation, deviation, tender offer, or alternative tender offer, and may cancel the tender process and reject all tender offers at any time before the formation of a contract. The employer shall not accept or incur any liability to a tenderer for such cancellation and rejection but will give written reasons for such action upon written request to do so.

F.1.5.2. The employer may not subsequent to the cancellation or abandonment of a tender process or the rejection of all responsive tender offers re-issue a tender covering substantially the same scope of work within a period of six months unless only one tender was received and such tender was returned unopened to the tenderer.

F.1.6. Procurement Procedures

F.1.6.1. General

Unless otherwise stated in the tender data, a contract will, subject to F.3.13, be concluded with the tenderer who in terms of F.3.11 is the highest ranked or the tenderer scoring the highest number of tender evaluation points, as relevant, based on the tender submissions that are received at the closing time for tenders.

fundamental aspects of the offers or impose substantial new requirements which restrict or distort competition or have a discriminatory effect.

F.2 TENDERER'S OBLIGATIONS

F.2.1. Eligibility

F.2.1.1. Submit a tender offer only if the tenderer satisfies the criteria stated in the tender data and the tenderer, or any of his principals, is not under any restriction to do business with the employer.

F.2.1.2. Notify the employer of any proposed material change in the capabilities or formation of the tendering entity (or both) or any other criteria which formed part of the qualifying requirements used by the employer as the

basis in a prior process to invite the tenderer to submit a tender offer and obtain the employer's written approval to do so prior to the closing time for tenders.

F.2.2. Cost of Tendering

Accept that, unless otherwise stated in the tender data, the employer will not compensate the tenderer for any costs incurred in the preparation and submission of a tender offer, including the costs of any testing necessary to demonstrate that aspects of the offer comply with requirements.

F.2.3. Check Documents

Check the tender documents on receipt for completeness and notify the employer of any discrepancy or omission.

F.2.4. Confidentiality and Copyright of Documents

Treat as confidential all matters arising in connection with the tender. Use and copy the documents issued by the employer only for the purpose of preparing and submitting a tender offer in response to the invitation.

F.2.5. Reference Documents

Obtain, as necessary for submitting a tender offer, copies of the latest versions of standards, specifications, conditions of contract and other publications, which are not attached but which are incorporated into the tender documents by reference.

F.2.6. Acknowledge Addenda

Acknowledge receipt of addenda to the tender documents, which the employer may issue, and if necessary, apply for an extension to the closing time stated in the tender data, in order to take the addenda into account.

F.2.7. Clarification Meeting

Attend, where required, a clarification meeting at which tenderers may familiarise themselves with aspects of the proposed work, services or supply and raise questions. Details of the meeting(s) are stated in the tender data.

F.2.8. Seek Clarification

Request clarification of the tender documents, if necessary, by notifying the employer at least five working days before the closing time stated in the tender data.

F.2.9. Insurance

Be aware that the extent of insurance to be provided by the employer (if any) might not be for the full cover required in terms of the conditions of contract identified in the Contract Data. The tenderer is advised to seek qualified advice regarding insurance.

F.2.10. Pricing the Tender Offer

F.2.10.1. *Include in the rates, prices, and the tendered total of the prices (if any) all duties, taxes (except Value Added Tax (VAT), and other levies payable by the successful tenderer, such duties, taxes and levies being those applicable 14 days before the closing time stated in the tender data.*

F.2.10.2. *Show VAT payable by the employer separately as an addition to the tendered total of the prices.*

F.2.10.3. *Provide rates and prices that are fixed for the duration of the contract and not subject to adjustment except as provided for in the conditions of contract identified in the Contract Data.*

F.2.10.4. *State the rates and prices in Rand unless instructed otherwise in the tender data. The conditions of contract identified in the Contract Data may provide for part payment in other currencies.*

F.2.11. Alterations to Documents

Do not make any alterations or additions to the tender documents, except to comply with instructions issued by the employer, or necessary to correct errors made by the tenderer. All signatories to the tender offer shall initial all such alterations. Erasures and the use of masking fluid are prohibited.

F.2.12. Alternative Tender Offers

F.2.12.1. *Unless otherwise stated in the tender data, submit alternative tender offers only if a main tender offer, strictly in accordance with all the requirements of the tender documents, is also submitted as well as a schedule that compares the requirements of the tender documents with the alternative requirements that are proposed.*

F.2.12.2. *Accept that an alternative tender offer may be based only on the criteria stated in the tender data or criteria otherwise acceptable to the employer.*

F.2.13. Submitting a Tender Offer

- F.2.13.1.** *Submit one tender offer only, either as a single tendering entity or as a member in a joint venture to provide the whole of the works, services or supply identified in the Contract Data and described in the Scope of Works, unless stated otherwise in the tender data.*
- F.2.13.2.** *Return all returnable documents to the employer after completing them in their entirety, either electronically (if they were issued in electronic format) or by writing legibly in non-erasable ink.*
- F.2.13.3.** *Submit the parts of the tender offer communicated on paper as an original plus the number of copies stated in the tender data, with an English translation of any documentation in a language other than English, and the parts communicated electronically in the same format as they were issued by the employer.*
- F.2.13.4.** *Sign the original and all copies of the tender offer where required in terms of the tender data. The employer will hold all authorized signatories liable on behalf of the tenderer. Signatories for tenderers proposing to contract as joint ventures shall state which of the signatories is the lead partner whom the employer shall hold liable for the purpose of the tender offer.*
- F.2.13.5.** *Seal the original and each copy of the tender offer as separate packages marking the packages as "ORIGINAL" and "COPY". Each package shall state on the outside the employer's address and identification details stated in the tender data, as well as the tenderer's name and contact address.*
- F.2.13.6.** *Where a two-envelope system is required in terms of the tender data, place and seal the returnable documents listed in the tender data in an envelope marked "financial proposal" and place the remaining returnable documents in an envelope marked "technical proposal". Each envelope shall state on the outside the employer's address and identification details stated in the tender data, as well as the tenderer's name and contact address.*
- F.2.13.7.** *Seal the original tender offer and copy packages together in an outer package that states on the outside only the employer's address and identification details as stated in the tender data.*
- F.2.13.8.** *Accept that the employer shall not assume any responsibility for the misplacement or premature opening of the tender offer if the outer package is not sealed and marked as stated.*
- F.2.13.9.** *Accept that tender offers submitted by facsimile or e-mail will be rejected by the employer, unless stated otherwise in the tender data.*

F.2.14. Information and Data to be Completed in all Respects

Accept that tender offers, which do not provide all the data or information requested completely and, in the form, required, may be regarded by the employer as non-responsive.

F.2.15. Closing Time

- F.2.15.1.** *Ensure that the employer receives the tender offer at the address specified in the tender data not later than the closing time stated in the tender data. Accept that proof of posting shall not be accepted as proof of delivery.*
- F.2.15.2.** *Accept that, if the employer extends the closing time stated in the tender data for any reason, the requirements of these conditions of tender apply equally to the extended deadline.*

F.2.16. Tender Offer Validity

- F.2.16.1.** *Hold the tender offer(s) valid for acceptance by the employer at any time during the validity period stated in the tender data after the closing time stated in the tender data.*
- F.2.16.2.** *If requested by the employer, consider extending the validity period stated in the tender data for an agreed additional period, with or without any conditions attached to such extension.*
- F.2.16.3.** *Accept that a tender submission that has been submitted to the employer may only be withdrawn or substituted by giving the employer's agent written notice before the closing time for tenders that a tender is to be withdrawn or substituted.*
- F.2.16.4.** *Where a tender submission is to be substituted, submit a substitute tender in accordance with the requirements of F.2.13 with the packages clearly marked as "SUBSTITUTE".*

F.2.17. Clarification of Tender Offer after Submission

Provide clarification of a tender offer in response to a request to do so from the employer during the evaluation of tender offers. This may include providing a breakdown of rates or prices and correction of arithmetical errors by the adjustment of certain rates or item prices (or both). No change in the competitive position of tenderers or substance of the tender offer is sought, offered, or permitted.

Note: Sub-clause F.2.17 does not preclude the negotiation of the final terms of the contract with a preferred tenderer following a competitive selection process, should the Employer elect to do so.

F.2.18. Provide other Material

F.2.18.1. *Provide, on request by the employer, any other material that has a bearing on the tender offer, the tenderer's commercial position (including notarised joint venture agreements), preferencing arrangements, or samples of materials, considered necessary by the employer for the purpose of a full and fair risk assessment. Should the tenderer not provide the material, or a satisfactory reason as to why it cannot be provided, by the time for submission stated in the employer's request, the employer may regard the tender offer as non-responsive.*

F.2.18.2. *Dispose of samples of materials provided for evaluation by the employer, where required.*

F.2.19. Inspections, Tests and Analysis

Provide access during working hours to premises for inspections, tests and analysis as provided for in the tender data.

F.2.20. Submit Securities, Bonds, Policies, etc.

If requested, submit for the employer's acceptance before formation of the contract, all securities, bonds, guarantees, policies and certificates of insurance required in terms of the conditions of contract identified in the Contract Data.

F.2.21. Check Final Draft

Check the final draft of the contract provided by the employer within the time available for the employer to issue the contract.

F.2.22. Return of Other Tender Documents

If so instructed by the employer, return all retained tender documents within 28 days after the expiry of the validity period stated in the tender data.

F.2.23. Certificates

Include in the tender submission or provide the employer with any certificates as stated in the tender data.

F.3 THE EMPLOYER'S UNDERTAKINGS

F.3.1. Respond to Requests from the Tenderer

F.3.1.1. *Unless otherwise stated in the Tender Data, respond to a request for clarification received up to five working days before the tender closing time stated in the Tender Data and notify all tenderers who drew procurement documents.*

F.3.1.2. *Consider any request to make a material change in the capabilities or formation of the tendering entity (or both) or any other criteria which formed part of the qualifying requirements used to pre-qualify a tenderer to submit a tender offer in terms of a previous procurement process and deny any such request if as a consequence:*

- a) an individual firm, or a joint venture as a whole, or any individual member of the joint venture fails to meet any of the collective or individual qualifying requirements;*
- b) the new partners to a joint venture were not pre-qualified in the first instance, either as individual firms or as another joint venture; or*
- c) in the opinion of the Employer, acceptance or the material change would compromise the outcome of the prequalification process.*

F.3.2. Issue Addenda

If necessary, issue addenda that may amend or amplify the tender documents to each tenderer during the period from the date that tender documents are available until three days before the tender closing time

stated in the Tender Data. If, as a result a tenderer applies for an extension to the closing time stated in the Tender Data, the Employer may grant such extension and, shall then notify all tenderers who drew documents.

F.3.3. Return Late Tender Offers

Return tender offers received after the closing time stated in the Tender Data, unopened, (unless it is necessary to open a tender submission to obtain a forwarding address), to the tenderer concerned.

F.3.4. Opening of Tender Submissions

F.3.4.1. *Unless the two-envelope system is to be followed, open valid tender submissions in the presence of tenderers' agents who choose to attend at the time and place stated in the tender data. Tender submissions for which acceptable reasons for withdrawal have been submitted will not be opened.*

F.3.4.2. *Announce at the meeting held immediately after the opening of tender submissions, at a venue indicated in the tender data, the name of each tenderer whose tender offer is opened and, where applicable, the total of his prices, preferences claimed and time for completion for the main tender offer only.*

F.3.4.3. *Make available the record outlined in F.3.4.2 to all interested persons upon request.*

F.3.5. Non-disclosure

Not disclose to tenderers, or to any other person not officially concerned with such processes, information relating to the evaluation and comparison of tender offers, the final evaluation price and recommendations for the award of a contract, until after the award of the contract to the successful tenderer.

F.3.6. Grounds for Rejection and Disqualification

Determine whether there has been any effort by a tenderer to influence the processing of tender offers and instantly disqualify a tenderer (and his tender offer) if it is established that he engaged in corrupt or fraudulent practices.

F.3.7. Test for Responsiveness

F.3.7.1. *Determine, after opening and before detailed evaluation, whether each tender offer properly received:*

- a) complies with the requirements of these Conditions of Tender,*
- b) has been properly and fully completed and signed, and*
- c) is responsive to the other requirements of the tender documents.*

F.3.7.2. *A responsive tender is one that conforms to all the terms, conditions, and specifications of the tender documents without material deviation or qualification. A material deviation or qualification is one which, in the Employer's opinion, would:*

- a) detrimentally affect the scope, quality, or performance of the works, services or supply identified in the Scope of Work,*
- b) significantly change the Employer's or the tenderer's risks and responsibilities under the contract, or*
- c) affect the competitive position of other tenderers presenting responsive tenders, if it were to be rectified.*

Reject a non-responsive tender offer, and not allow it to be subsequently made responsive by correction or withdrawal of the non-conforming deviation or reservation.

F.3.8. Arithmetical Errors, Omissions and Discrepancies

F.3.8.1. *Check responsive tenders for discrepancies between amounts in words and amounts in figures. Where there is a discrepancy between the amounts in figures and the amount in words, the amount in words shall govern.*

F.3.8.2. *Check the highest ranked tender or tenderer with the highest number of tender evaluation points after the evaluation of tender offers in accordance with F.3.11 for:*

- a) the gross misplacement of the decimal point in any unit rate;*
- b) omissions made in completing the pricing schedule or bills of quantities; or*
- c) arithmetic errors in:*
 - i) line-item totals resulting from the product of a unit rate and a quantity in bills of quantities or schedules of prices; or*
 - ii) the summation of the prices.*

F.3.8.3. *Notify the tenderer of all errors or omissions that are identified in the tender offer and either confirm the tender offer as tendered or accept the corrected total of prices.*

F.3.8.4. *Where the tenderer elects to confirm the tender offer as tendered, correct the errors as follows:*

- a) If bills of quantities or pricing schedules apply and there is an error in the line-item total resulting from the product of the unit rate and the quantity, the line-item total shall govern and the rate shall be corrected. Where there is an obviously gross misplacement of the decimal point in the unit rate, the line-item total as quoted shall govern, and the unit rate shall be corrected.*
- b) Where there is an error in the total of the prices either as a result of other corrections required by this checking process or in the tenderer's addition of prices, the total of the prices shall govern and the tenderer will be asked to revise selected item prices (and their rates if bills of quantities apply) to achieve the tendered total of the prices.*

F.3.9. Clarification of a Tender Offer

Obtain clarification from a tenderer on any matter that could give rise to ambiguity in a contract arising from the tender offer.

F.3.10. Evaluation of Tender Offers

F.3.10.1. General

Appoint an evaluation panel of not less than three persons. Reduce each responsive tender offer to a comparative offer and evaluate them using the tender evaluation methods and associated evaluation criteria and weightings that are specified in the tender data.

F.3.10.2. Method 4: Financial Offer, Quality and Preferences

In the case of a financial offer, quality and preferences:

- a) Score each tender in respect of the financial offer made, preference claimed, if any, and the quality offered in accordance with the provisions of F.3.11.7 to F.3.11.9, rejecting all tender offers that fail to score the minimum number of points for quality stated in the tender data, if any.*
- b) Calculate the total number of tender evaluation points (T_{EV}) in accordance with the following formula, unless otherwise stated in the Tender Data:*

$$T_{EV} = N_{FO} + N_P + N_Q$$

where:

- N_{FO} is the number of tender evaluation points awarded for the financial offer made in accordance with F.3.11.7*
 - N_P is the number of tender evaluation points awarded for preferences claimed in accordance with F.3.11.8.*
 - N_Q is the number of tender evaluation points awarded for quality offered in accordance with F.3.11.9.*
- c) Rank tender offers from the highest number of tender evaluation points to the lowest.*
 - d) Recommend the tenderer with the highest number of tender evaluation points for the award of the contract, unless there are compelling and justifiable reasons not to do so.*
 - e) Rescore and re-rank all tenderers should there be compelling and justifiable reasons not to recommend the tenderer with the highest number of tender evaluation points and recommend the tenderer with the highest number of tender evaluation points, unless there are compelling and justifiable reasons not to do so and the process set out in this sub clause is repeated.*

F.3.10.3. Decimal Places

Score financial offers, preferences and quality, as relevant, to two decimal places.

F.3.10.4. Scoring Financial Offers

Score the financial offers of remaining responsive tender offers using the following formula:

$$N_{FO} = W_1 \times A$$

where:

- N_{FO} is the number of tender evaluation points awarded for the financial offer.*
- W_1 is the maximum possible number of tender evaluation points awarded for the financial offer as stated in the Tender Data.*
- A is a number calculated using the formula and option described in Table F.1 as stated in the Tender Data.*

Table F.1: Formulae for calculating the value of A

Formula	Comparison aimed at achieving	Option 1 ^a	Option 2 ^a
1	Highest price or discount	$A = (1 + \frac{(P - P_m)}{P_m})$	$A = P/P_m$
2	Lowest price or percentage commission / fee	$A = (1 - \frac{(P - P_m)}{P_m})$	$A = P_m/P$
^a P_m is the comparative offer of the most favourable comparative offer P is the comparative offer of the tender offer under consideration			

F.3.10.5. Scoring Preferences

Confirm that tenderers are eligible for the preferences claimed in accordance with the provisions of the tender data and reject all claims for preferences where tenderers are not eligible for such preferences.

Calculate the total number of tender evaluation points for preferences claimed in accordance with the provisions of the tender data.

F.3.10.6. Scoring Quality

Score each of the criteria and sub criteria for quality in accordance with the provisions of the Tender Data.

Calculate the total number of tender evaluation points for quality using the following formula:

$$NQ = W_2 \times S_o/M_s$$

where:

- S_o is the score for quality allocated to the submission under consideration;
- M_s is the maximum possible score for quality in respect of a submission; and
- W_2 is the maximum possible number of tender evaluation points awarded for the quality as stated in the tender data

F.3.11. Insurance Provided by the Employer

If requested by the proposed successful tenderer, submit for the tenderer's information the policies and / or certificates of insurance which the conditions of contract identified in the Contract Data, require the employer to provide.

F.3.12. Acceptance of Tender Offer

Accept the tender offer, if in the opinion of the employer, it does not present any unacceptable commercial risk and only if the tenderer:

- a) is not under restrictions, or has principals who are under restrictions, preventing participation in the employer's procurement,
- b) can, as necessary and in relation to the proposed contract, demonstrate that he or she possesses the professional and technical qualifications, professional and technical competence, financial resources, equipment and other physical facilities, managerial capability, reliability, experience and reputation, expertise and the personnel, to perform the contract,
- c) has the legal capacity to enter into the contract,
- d) is not insolvent, in receivership, bankrupt or being wound up, has his affairs administered by a court or a judicial officer, has suspended his business activities, or is subject to legal proceedings in respect of any of the foregoing,
- e) complies with the legal requirements, if any, stated in the tender data, and
- f) is able, in the opinion of the employer, to perform the contract free of conflicts of interest.

F.3.13. Prepare Contract Documents

F.3.13.1. If necessary, revise documents that shall form part of the contract and that were issued by the employer as part of the tender documents to take account of:

- a) addenda issued during the tender period,
- b) inclusion of some of the returnable documents, and
- c) other revisions agreed between the employer and the successful tenderer.

F.3.13.2. Complete the Schedule of Deviations attached to the Form of Offer and Acceptance, if any.

F.3.14. Complete Adjudicator's Contract

Unless alternative arrangements have been agreed or otherwise provided for in the contract, arrange for both parties to complete formalities for appointing the selected adjudicator at the same time as the main contract is signed.

F.3.15. Provide Copies of the Contracts

Provide to the successful tenderer the number of copies stated in the Tender Data of the signed copy of the contract as soon as possible after completion and signing of the Form of Offer and Acceptance.

F.3.16. Provide Written Reasons for Actions Taken

Provide upon request written reasons to tenderers for any action that is taken in applying these conditions of tender but withhold information which is not in the public interest to be divulged, which is considered to prejudice the legitimate commercial interests of tenderers or might prejudice fair competition between tenderers.

Alpha-numeric associated with the Contractor Grading Designations

TABLE G1: CONTRACTOR GRADING DESIGNATIONS AND ASSOCIATED PARAMETERS

Contractor Grading Designation	Tender Value Range designation	Maximum Value of Contract that a Contractor is considered capable of performing (R)
1 (class of construction works)	1	200 000
2 (class of construction works)	2	1 000 000
3 (class of construction works)	3	3 000 000
4 (class of construction works)	4	6 000 000
5 (class of construction works)	5	10 000 000
6 (class of construction works)	6	20 000 000
7 (class of construction works)	7	60 000 000
8 (class of construction works)	8	200 000 000
9 (class of construction works)	9	No limit

TABLE G2: CLASSES OF CONSTRUCTION WORK, sets out detailed description of the various Designations (types) of construction work.

T1.2.2 Variations to the Standard Conditions of Tender

The Standard Conditions of Tender make several references to the Tender Data for details that apply specifically to this tender. The Tender Data shall take precedence in the interpretation of any ambiguity or inconsistency between it and the standard conditions of tender. Each item of data given below is cross-referenced to the clause in the Standard Conditions of Tender to which it mainly applies.

The following variations, amendments and additions to the Standard Conditions of Tender shall apply to this tender.

Clause No. Variation, Amendment or Addition

F.1 General

F.1.1 Actions

Add the following:

The Employer is RAY NKONYENI MUNICIPALITY, represented by Miss Amanda Goqo(email: amanda.goqo@rnm.gov.za)

F.1.2 Tender Documents

Add the following:

The following documents form part of this tender and not issued to Tenderer's, but available from the issuing bodies as applicable:

1. CIDB, "The Standard for Uniformity in Construction Procurement Annex F, Standard Conditions of Tender", Board Notice 136 of 2016 of Government Gazette 38960 of 10 July 2016.
2. GCC 2015 "General Conditions of Contract for Construction Works", Third Edition 2015 published by the South African Institute of Civil Engineering (SAICE)
3. COLTO Standard Specifications for Road and Bridge Works for State Authorities 1998 (Green Book)
4. The Occupational Health and Safety Act No 85 and Amendment Act No 181 of 1993, and the Construction Regulations (2014).
5. SANS 1921 (2004) Construction and Management Requirements for Works Contracts: Part 6.
6. SANS 1914 (2002): Targettes Construction Procurèrent: Parts 1 – 6.
7. The Preferential Procurement Policy Framework Act No 5 of 2000, and the Preferential Procurement Policy Framework Act Regulations (2022).

The tender documents issued by the Employer comprise:

VOLUME 1: The Tender Document (this document), in which is bound:

The Tender

Part T1: Tendering Procedures

T1.1 Tender Notice And Invitation To Tender

T1.2 Tender Data

Part T2: Returnable Documents

T2.1 List Of Returnable Documents

T2.2 Returnable Schedules

The Contract

Part C1: Agreements and Contract Data

C1.1 Form of Offer and Acceptance

C1.2 Contract Data

C1.3 Performance Guarantee

C1.4 Occupational Health And Safety Agreement

Part C2: Pricing DataC2.1 Pricing Instructions

C2.2 Bill Of Quantities

Part C3: Scope Of Work

C3.1 Description Of The Works

C3.2 Engineering

C3.3 Procurement

C3.4 Construction

C3.5 Management

Volume 1 is deemed the "Returnable Documents" which must be returned to the Employer in terms of submitting a tender offer.

F.1.4 Communication and Employer's Agent

Add the following:

Attention is drawn to the fact that verbal information, given by the Employer's Agent during site visits/clarification meetings or at any other time prior to the award of the Contract, will not be regarded as binding on the Employer. Only information issued formally by the Employer in writing to tenderers will be regarded as amending the Tender Documents.

The Employer's Agent is:

Name	: Amanda Goqo
Address	: Technical Services 1 Protea Road Marburg 4252
Telephone No.	: 039 688 2155
Fax No.	: 039 682 2000
Email	: amanda.goqo@rnm.gov.za
Contact Person	: Amanda Goqo

F.2 Tenderer's obligations

F.2.1 Eligibility

Add the following after F.2.1.2:

Only those tenderers who satisfy the following criteria are eligible to submit tenders:

A. Construction Industry Development Board (CIDB) Registration

Only those tenderers who are registered with the CIDB, or are capable of being so prior to the evaluation of submissions, in a contractor grading designation equal to or higher than a contractor grading designation determined in accordance with the sum tendered, or a value determined in accordance with Regulation 25(1B) or 25(7A) of the Construction Industry Development Regulations, for a **5GB OR HIGHER** class of construction work, are eligible to have their tenders evaluated.

B. Joint ventures are eligible to submit tenders provided that:

1. Every member of the joint venture is registered with the CIDB;
2. The lead partner has a contractor grading designation in the GB class of construction work;
3. The combined contractor grading designation calculated in accordance with the Construction Industry Development Board Regulations is equal to or higher than a contractor grading designation determined in accordance with the sum tendered for a 3GB class of construction work or a value determined in accordance with Regulation 25(1B) or 25(7A) of the Construction Industry Development Regulations; and
4. Tenders submitted by joint ventures of two or more firms must be accompanied by the document of formation of the joint venture, authenticated by a notary public or other official deputed to witness sworn statements, in which is defines precisely the conditions under which the joint venture will function, its period of duration, the persons authorised to represent and obligate it, the participation of the several firms forming the joint venture, and any other information necessary to permit a full appraisal of its functioning.
5. The Tenderer, if a Joint Venture, must submit a signed JV Agreement with the tender specific to the tendered Contract and showing clearly the percentage contribution of each partner to the Joint Venture. The value of work to be undertaken by each partner must be within their CIDB grading limit.

C. National Treasury Central Supplier Database Registration

Only Tenderers who are eligible to be registered on the National Treasury Central Supplier (CSD) Database and have provided proof of their registration will be eligible to submit a tender offer. Proof of registration must be in the form of the Tenderers CSD registration number. Tenderers who are not registered are not precluded from submitting bids but must be registered prior to Contract Award.

In the case of Joint Venture partnerships this requirement will apply individually to each party to the Joint Venture.

Tenderers who wish to register as service providers on the CSD can register online at <https://secure.csd.gov.za/Account/Register>.

F.2.7 Clarification Meeting

Add the following:

The arrangement for a compulsory clarification meeting is as stated in the Tender Notice and Invitation to Tender is as follows:

Date : Wednesday, 30 April 2025
Time : 10h00

Venue : Ezingoleni Offices (**30°47'3.23"S; 30°8'6.52"**)

Tenderers should be represented at the clarification meeting by a person who is suitably qualified and experienced to comprehend the implications of the work involved.

F2.10.3 This tender is **NOT** subject to contract price adjustments.

F.2.12 Alternative Tender Offers

*Delete the contents of **Clause F.2.12** and replace with the following:*

Alternative tender do not apply

F.2.13 Submitting a Tender Offer

A. *Add the following at the end of F.2.13.3:*

Parts of each tender offer communicated on paper shall be submitted as an **original, plus two (2) copies**.

B. *Add the following after the first sentence of F.2.13.4:*

The tender shall be signed by a person duly authorised to do so. Tenders submitted by joint ventures of two or more firms shall be accompanied by the document of formation of the joint venture, authenticated by a notary public or other official deputed to witness sworn statements, in which is defined precisely the conditions under which the joint venture will function, its period of duration, the persons authorised to represent and obligate it, the participation of the several firms forming the joint venture, and any other information necessary to permit a full appraisal of its functioning.

C. *Add the following after the first sentence of F.2.13.5:*

The employer's address for delivery of tender offers and identification details to be shown on each tender offer package are:

Location of tender box : **Foyer of Ray Nkonyeni Local Municipality Offices**
Physical address : **10 Connor Street, Port Shepstone**
Identification details : **Tender Number - 8/2/RNM0569**
Notice No. 019 OF 2025

Sealed tenders with the Tenderer's name and address and the endorsement "**TENDER NO 8/2/RNM0569 Notice No 019 OF 2025 – Renovations of Izingolweni Community Hall in Ward 33**" on the envelope, must be placed in the appropriate official tender box at the abovementioned address.

F.2.15 Closing Time

F.2.15.1 *Add the following:*

The closing time for submission of tender offers is **Monday, 19 May 2025, at 12h00**, as stated in the Tender Notice and Invitation to Tender. Telephonic, telegraphic, telex, facsimile or e-mailed tender offers will not be accepted.

F.2.16 Tender Offer Validity

F.2.16.1 *Add the following:*

The tender offer validity period is **120 days**.

F.2.17 Clarification of Tender Offer after Submission

Add the following:

A tender may be rejected as non-responsive if the tenderer fails to provide any clarification requested by the employer, or confirmation of registration with CIDB within the time for submission stated in the employer's written request for such clarification or confirmation. A tender may be rejected if the unit rates or lump sums for some of the items in the bills/schedules of quantities are, in the opinion of the Employer, unreasonable or out of proportion, and the tenderer fails, within the time stated in writing by the Employer to justify any specific rates or lump sums (i.e. to provide a financial breakdown of how such rates or sums were obtained) or to adjust the unit rates or lump sums for such items while retaining the total of the prices unchanged.

F.2.23 Certificates

Add the following:

The tenderer is required to submit the following certificates with the tender:

A. Certificate of Contractor Registration (CIDB)

Either certified copy of the Certificate of Contractor Registration issued by the Construction Industry Development Board or of the Application Form for registration in terms of the Construction Industry Development Board Act (Form F006).

Where a tenderer satisfies CIDB contractor grading designation requirements through joint venture formation, such tenderers must submit the Certificates of Contractor Registration in respect of each partner.

B. Tax compliance pin

Tenderers shall be registered and in good standing with the South African Revenue Services (SARS) and shall submit/append documentary evidence/proof in the form of an original or certified copy of valid Tax compliance pin issued by SARS. Failure to provide a valid Tax compliance pin will result in the tender being rejected.

Each party to a Consortium/Joint Venture shall submit a separate Tax compliance pin.

C. Company Registration

Certified Copies of company registration documents.

Each party to a Consortium/Joint Venture shall submit separate company registration documents.

D. Ownership

Proof of Preference Points Claimed

Each party to a Consortium/Joint Venture shall submit separate certified copies in the above regard.

F.3 The Employer's Undertakings

F.3.1 Respond to Requests from the Tenderer

F.3.1.1 Respond to a request for clarification received up to five (5) working days before the tender closing time stated in the Tender Data and notify all tenderers who drew procurement documents.

F.3.4 Opening of Tender Submissions

F.3.4.1 *Add the following:*

The time and location for opening of the tender offers is:

Time : **12H00, Monday, 19 May 2025**
Location : **Bid Box, Foyer of Ray Nkonyeni Local Municipality Offices, 10 Connor Street, Port Shepstone**

Tenders will be opened immediately after the closing time for tenders at **12H00**.

F.3.8 Test for Responsiveness

Add the following after F.3.8.2:

Tenders will be considered non-responsive if:

- the tenderer has not completed and/or signed the Offer portion of C1.1 Form of Offer and Acceptance.
- the tenderer does not comply with the Contractor's CIDB grading designation specified in F.2.1.1 above.
- The tenderer has failed to clarify or submit any supporting documentation within the time for submission stated in the employer's written request.

F.3.11 Evaluation of Tender Offers

F.3.11.1 General

Add the following:

The procedure for the evaluation of responsive tenders is Method 4, where the total number (T_{EV}) of adjudication points achieved = $N_{FO} + N_P + N_Q$ as detailed below.

where:

- N_{FO} is the number of tender evaluation points awarded for the financial offer made in accordance with F.3.11.7
- N_P is the number of tender evaluation points awarded for preferences claimed in accordance with F.3.11.8.
- N_Q is the number of tender evaluation points awarded for quality offered in accordance with F.3.11.9.

F.3.11.3 Method 2: Financial Offer and Preference

Method 4, only, shall apply.

F.3.11.7 Scoring Financial Offers

Add the following:

Score the financial offers of remaining responsive tender offers using the following formula:

$$N_{FO} = W_1 \times A$$

where:

- N_{FO} is the number of tender evaluation points awarded for the financial offer.
- W_1 is the maximum possible number of tender evaluation points awarded for the financial offer as stated in the Tender Data.
- A is a number calculated using the formula and option described in Table F.1 as stated in the Tender Data.

F.3.11.8. Scoring Preferences

Up to **20 points** (for financial values up to R50 000 000) or 10 points (for financial values over R50 000 000) will be awarded to tenderers who are found to be eligible for the preference claimed.

The applicable preference point system for this tender is the 80/20 preference point system.

Points for this tender (even in the case of a tender for income-generating contracts) shall be awarded for:

- Price; and
- Specific Goals.

To be completed by the organ of state:

The maximum points for this tender are allocated as follows:

	POINTS
PRICE	80
SPECIFIC GOALS	20

Total points for Price and SPECIFIC GOALS	100
---	-----

SPECIFIC GOALS	POINTS		Verification Document
Local companies	10	Enterprise Located within the Ray Nkonyeni Local Municipality = 10 Enterprise Located within the Ugu District Municipality = 5 Enterprise Located within the KZN Province = 1 Enterprise Located outside of KZN Province = 0	Proof of company address
An EME or QSE which is at least 100% owned by black people	10	an EME or QSE which is at least 100% owned by black people = 10 an EME or QSE which is at least 51% owned by black people = 6 an EME or QSE which is at 25% - 50% owned by black people = 2	CIPC: Shareholders certificate and Sworn Affidavit
Total points	20		

Failure on the part of a tenderer to submit proof or documentation required in terms of this tender to claim points for specific goals with the tender, will be interpreted to mean that preference points for specific goals are not claimed.

The organ of state reserves the right to require of a tenderer, either before a tender is adjudicated or at any time subsequently, to substantiate any claim in regard to preferences, in any manner required by the organ of state.

F.3.11.9 Scoring Quality

Score each of the criteria and sub criteria for quality in accordance with the provisions of the Tender Data. Calculate the total number of tender evaluation points for quality using the following formula:

$$NQ = W_2 \times S_o/M_s$$

where:

- S_o is the score for quality allocated to the submission under consideration;
- M_s is the maximum possible score for quality in respect of a submission; and
- W_2 is the maximum possible number of tender evaluation points awarded for the quality as stated in the tender data

QUALITY SCORING CRITERIA

Tenderers are to submit information in respect of the following criteria upon which they will be scored for Quality. Failure to submit the relevant information will/or may result in zero scores.

The quality will comprise scores for the following based on criteria indicated in the respective tender returnable:

- A maximum of **30 points** will be awarded for demonstrated experience with respect to undertaking of renovations or construction building projects
- A maximum of **20 points** will be awarded for relevant qualifications and demonstrated experience of the Company Director.

- iii) A maximum of **20 points** will be awarded for relevant qualifications and demonstrated experience of the Site Agent
- iv) A maximum of **20 points** will be awarded for relevant qualifications and demonstrated experience of the Site foreman

Score quality, rejecting all tender offers that fail to score the minimum number of **60% (54 out of 90)** of the points for quality stated in the tender data. Point system for functionality will be as per the table below:

DETAILED BREAKDOWN OF QUALITY POINTS

Details	Score	Max. Points
Criteria 1: Relevant Experience - The company has successfully completed projects of similar nature in the past three years		
<ul style="list-style-type: none">• 4 or more Projects in Renovations or construction of buildings to the value of R 5 million and above	30	30
<ul style="list-style-type: none">• 3 Projects in Renovations or construction of buildings to the value of R 5 million and above	25	
<ul style="list-style-type: none">• 2 Projects in Renovations or construction of buildings to the value of R 5 million and above	15	
<ul style="list-style-type: none">• 1 Project in Renovations or construction of buildings to the value of R 5 million and above	10	
<ul style="list-style-type: none">• 0 or No experience in renovations or construction of buildings to the value of R 5 million and above	0	
<ul style="list-style-type: none">• Note: Verification method will be based on attached Appointment letters and a corresponding Completion Certificates		
Criteria 2: Qualifications and Demonstrated Experience of the company Director(s)		
COMPANY DIRECTOR(CD) –with at least a minimum qualification of National Diploma (NQF), Equivalent or higher in Civil / Built Environment		
If (CD) has NQF level 6 (National Diploma) or Higher with 5 years' experience or more experience and has completed similar projects	20	20
If (CD) has NQF level 6 (National Diploma) or Higher with 4 years' experience and has completed similar projects	15	
If (CD) has NQF level 6 (National Diploma) or Higher with 3 years' experience and has completed similar projects	10	
If (CD) has NQF level 6 (National Diploma) or Higher with 1-2 years' experience in construction of similar projects	5	
If (CD) does NOT have NQF level 6 (National Diploma) or Higher, does NOT have experience in construction of similar projects regardless of other experience or No response	0	
Note: Verification method will be based on attached CV with certified copy of Qualification, with traceable references. Qualifications obtained from outside South Africa to be accompanied by SAQA certification.		
Criteria 3: Applicant's Expertise – Site Agent		
Site Agent (SA) personnel with a minimum qualification of a National Diploma (NQF6) or equivalent in Building Engineering or Built Environment		
If (SA) has NQF level 6 (National Diploma) or Higher with 5 years' experience or more experience and has completed similar projects	20	20
If (SA) has NQF level 6 (National Diploma) or Higher with 4 years' experience and has completed similar projects	15	
If (SA) has NQF level 6 (National Diploma) or Higher with 3 years' experience and has completed similar projects	10	
If (SA) has NQF level 6 (National Diploma) or Higher with 1-2 years' experience in construction of similar projects	5	

Details	Score	Max. Points
If (SA) does NOT have NQF level 6 (National Diploma) or Higher, does NOT have experience in construction of similar projects regardless of other experience or No response	0	
Note: Verification method will be based on attached CV with certified copy of Qualification, with traceable references. Qualifications obtained from outside South Africa to be accompanied by SAQA certification		
Criteria 4: Applicant's Expertise – Foreman		
Site Foreman (SF) personnel with relevant experience		
If (SF) has NQF Level 4 (N3 Certificate) or Higher with 5 years' experience and has completed similar projects	20	20
If (SF) has NQF level 4 (N3 Certificate) or Higher with 4 years' experience and has completed similar projects	15	
If (SF) has NQF level 4 (N3 Certificate) or Higher with 3 years' experience and has completed similar projects	10	
If (SF) has NQF level 4 (N3 Certificate) or Higher with 1-2 years' experience in construction of similar projects	5	
If (SF) does NOT have NQF level 4 (N3 Certificate) or Higher, does NOT have experience in construction of similar projects regardless of other experience or No response	0	
Note: Verification method will be based on attached CV with Certified Copy of Qualification, with traceable reference. Qualifications obtained from outside South Africa to be accompanied by SAQA certification. The CV and Qualifications should be attached on returnable schedule A11 – Details of Key Personnel.		
TOTAL EVALUATION POINTS SCORE FOR QUALITY		90

F.3.13 Acceptance of Tender Offer

A. Add the following:

Tender offers will only be accepted if:

- the tenderer has in his or her possession an original valid Tax compliance pin issued by the South African Revenue Services or has made arrangements to meet outstanding tax obligations;
- the tenderer is registered with the CIDB with an appropriate category of registration; by the tender closing date
- the tenderer or any of its directors is not listed on the Register of Tender Defaulters in terms of the Prevention and Combating of Corrupt Activities Act of 2004 as a person prohibited from doing business with the public sector;
- the tenderer has not:
 - abused the Employer's Supply Chain Management System; or
 - failed to pay municipal rates and taxes or service charges and such rates, taxes and charges are in arrears for more than three months;
 - failed to perform on any previous contract and has been given a written notice to this effect;
- the tenderer has completed the Compulsory Enterprise Questionnaire and there are no conflicts of interest which may impact on the tenderer's ability to perform the contract in the best interests of the employer or potentially compromise the tender process.
- the tenderer is not in arrears for more than 3 months with the municipal rates and taxes and municipal services charges;

F.3.17 Provide Copies of the Contracts

Add the following:

The number of paper copies of the signed contract to be provided by the employer is one (1) original plus one (1) original duplicate.

T1.2.3 Additional Conditions of Tender

The additional conditions of tender are:

T.1.2.3.1 Compliance with Occupational Health and Safety Act 1993 and Construction Regulations (as amended 2014)

Tenderers are to note the requirements of the Occupational Health and Safety Act No. 85 of 1993 and the Construction Regulations 2014 issued in terms of Section 43 of the Act. The tenderer shall be deemed to have read and fully understood the requirements of the above Act and Regulations and to have allowed for all costs in compliance therewith.

Tenderers are to note that the Contractor is required to ensure that all sub-contractors or others engaged in the performance of the contract also comply with the above requirements.

The Contractor shall prepare and maintain a Health and Safety File in respect of the project, which shall be available for inspection on Site at all times and handed over to the Employer on Final Completion of the project.

The Contractor is required to submit to the Employer the Occupational Health and Safety Agreement (included in C1.4 of the Contract Document) and a letter of good standing from the Compensation Commissioner, or a licensed compensation insurer, within 14 days after the Commencement Date of the contract.

T.1.2.3.2 Eligibility with Respect to Expanded Public Works Programme

This Contract does not qualify for consideration as an Expanded Public Works Programme project.

T.1.2.3.3 Claims Arising after Submission of Tender

No claim for any extras arising out of any doubt or obscurity as to the true intent and meaning of anything shown on the Contract Drawings or contained in the Conditions of Contract, Scope of Work and Pricing Data, will be admitted by the Employer/Employer's Agent after the submission of any tender and the Tenderer shall be deemed to have:

- 1) Inspected the Contract Drawings and read and fully understood the Conditions of Contract.
- 2) Read and fully understood the whole text of the Scope of Work and Pricing Data and thoroughly acquainted himself with the nature of the works proposed and generally of all matters which may influence the Contract.
- 3) Visited the site of the proposed works, carefully examined existing conditions, the means of access to the site, the conditions under which the work is to be done, and acquainted himself with any limitations or restrictions that may be imposed by the Municipal or other Authorities in regard to access and transport of materials and plant to and from the site and made the necessary provisions for any additional costs involved thereby.
- 4) Requested the Employer or his duly authorised agent to make clear the actual requirements of anything shown on the Contract Drawings or anything contained in the Scope of Work and Pricing Data, the exact meaning or interpretation of which is not clearly intelligible to the Tenderer.

Before submission of any tender, the Tenderer should check the number of pages, and if any are found to be missing or duplicated, or the figures or writing indistinct, or if the Pricing Data contain any obvious errors, the tenderer must apply to the Employer/Employer's Agent at once to have the same rectified, as no liability will be admitted by the Employer/Employer's Agent in respect of errors in any tender due to the foregoing.

T.1.2.3.4 Imbalance in Tendered Rates

In the event of tendered rates or lump sums being declared by the Employer to be unacceptable to it because they are either excessively low or high or not in proper balance with other rates or lump sums, the Tenderer may be required to produce evidence and advance arguments in support of the tendered rates or lump sums objected to. If, after submission of such evidence and any further evidence requested, the Employer is still not satisfied with the tendered rates or lump sums objected to, it may request the tenderer to amend these rates and lump sums along the lines indicated by it.

The Tenderer will then have the option to alter and/or amend the rates and lump sums objected to and such other related amounts as are agreed on by the Employer, but this shall be done without altering the Contract Price.

Should the Tenderer fail to amend the Tender in a manner acceptable to the Employer, the Employer may reject the Tender.

T.1.2.3.5 Community Liaison Officer

. The Contractor will be required to liaise through the CLO for any matters to do with the community. The CLO shall be paid an amount of **R318,18 per day**.

T.1.2.3.6 Labour Intensive Construction/Use of Local Labour

This project does not qualify as EPWP. The contractor is encouraged to make use of local labour in order to promote labour intensive construction, the labour-intensive works to be done under the contract is as stated below but not limited to:

- Concrete mixing
- Laying paving bricks
- Installation of fence

The latest gazetted government labour rate for the Construction industry or the Municipality stipulated rate will to be used in the contract for remuneration of local labour. Currently the Municipality stipulated rates as follows:

- Unskilled Labour : R230.32 per day or R28.79 per hour
- Skilled Labour : R262.48 per day or R32.81 per hour

The Contractor shall be required to fill in all posts for unskilled labourers, from the Ray Nkonyeni Municipality and Ugu District Jurisdiction respectively. The target beneficiaries are, but not limited to:

- Unemployed people, of whom, in aggregate, at least 54% women, and 4% should be people with disabilities
- People who have recently been the victims of natural or social disasters
- Retrenched workers
- Young people

T.1.2.3.1 Invalid Tenders

Tenders shall be considered invalid and shall be endorsed and recorded as such in the tender opening record, by the responsible official who opened the tender, in the following circumstances:

- a) if the tender offer is not submitted on the Form of Offer and Acceptance bound into this tender document (form C1.1 Form of Offer and Acceptance);
- b) if the tender is not completed in non-erasable ink;
- c) if the offer has not been signed;
- d) if the offer is signed, but the name of the tenderer is not stated or is indecipherable;

T.1.2.3.2 Negotiations with Preferred Tenderers

The Employer may negotiate the final terms of a contract with tenderers identified through a competitive tendering process as preferred tenderers provided that such negotiation:

- a) does not allow any preferred tenderer a second or unfair opportunity;
- b) is not to the detriment of any other tenderer; and
- c) does not lead to a higher price than the tender as submitted.

Minutes of any such negotiations shall be kept for record purposes

Part T2: Returnable Documents

	<u>Page</u>
T2.1 List Of Returnable Documents	25
T2.2 Returnable Schedules	26 - 112

RAY NKONYENI MUNICIPALITY

NOTICE NO: 019 OF 2025

TENDER NO: 8/2/RNM0569

T2.1 LIST OF RETURNABLE DOCUMENTS

The tenderer must complete and return documents A1 to A22; B1 to B3; C1.1, C2 and C3 as listed below as part of his/her tender submission:

SCHEDULE	DESCRIPTION	PAGE
	Returnable documents required for tender evaluation purposes	
Schedule A	Documents incorporated in this tender document that must be completed and signed by all tenderers	
A1	Certificate Of Attendance of Clarification Meeting	29
A2	Authority to Sign Documents	30
A3	Letter Of Good Standing With Workmen's Compensation Commissioner	31
A4	Certificate Of Authority For Joint Ventures (only if Tenderer is a JV)	32
A5	Schedule Of Work Carried Out By The Of Tenderer	33
A6	Current And Recent Projects For Ray Nkonyeni Municipality (RNM/MBD5.2)	35
A7	Project Approach Method Statement	36
A8	Schedule Of Construction Plant	37
A9	Schedule Of Estimated Monthly Expenditure	39
A10	Schedule Contract Form – Past Experience (RNM/MND5.1)	40
A11	Details Of Key Personnel	41
A12	Pricing Schedule – Firm Prices (Purchases) (RNM/MBD3.1)	43
A13	Schedule Of Daywork Rates	44
A14	Record Of Addenda To Tender Documents	46
A15	Company Registration Documents	47
A16	Identity Documents of Shareholders/Directors/Members	48
A17	Joint Venture Disclosure Form	49
A18	Declaration Of Interest (Rnm/Mbd 4)	57
A19	Declaration Of Bidder's Past Supply Chain Management Practices (Rnm/Mbd 8)	60
A20	Certificate Of Independent Tender Determination (Rnm/Mbd 9)	62
A21	Form Concerning Fulfilment Of The Construction Regulations	65
A22	Preference Points Claim Form In Terms Of The Preferential Procurement Regulations 2022 (RNM/MBD 6.1)	67
Schedule B	Additional Documents to be provided by the Tenderer and attached to his/her tender	
B1	Cidb Contractor Registration Certificate	71
B2	Tax Pin (RNM/MBD2)	72
B3	Preliminary Programme	73
Schedule C	Other Documents that will form part of The Contract	
C1.1	Form Of Offer And Acceptance	75
C1.2	Contract Data	80
C1.3	Performance Guarantee	86
C1.4	Occupational Health And Safety Agreement	89
C2	Pricing Data and Bill of Quantities	91
C3	Scope of Work	113

NB: TENDERERS MUST COMPLETE THESE DOCUMENTS / DATA SHEETS / FORMS IN BLACK INK

T2.2 RETURNABLE SCHEDULES

RAY NKONYENI MUNICIPALITY
NOTICE NO: 019 OF 2025
TENDER NO: 8/2/RNM0569

A1. CERTIFICATE OF ATTENDANCE OF CLARIFICATION MEETING

This is to certify that (*Tenderer*)

.....
Of (address)
..... was represented by the
person(s) named below at the compulsory clarification meeting held for all tenderers for **Renovations of
Izingolweni Community Hall in Ward 33** on **Wednesday, 30 April 2025 at 10h00**.

I / We acknowledge that the purpose of the meeting was to acquaint myself / ourselves with the site of the
works and / or matters incidental to doing the work specified in the tender documents for me / us to take
account of everything necessary when compiling our rates and prices included in the tender.

Particulars of person attending the meeting:

Name: Signature:

Capacity:

Attendance of the above person at the meeting is confirmed by the Employer's agent, namely:

Name: Signature:

Capacity: Date and Time:

Municipal Stamp

RAY NKONYENI MUNICIPALITY
NOTICE NO: 019 OF 2025
TENDER NO: 8/2/RNM0569

A2. AUTHORITY TO SIGN DOCUMENTS

Signatories for firms must establish their authority thereto by attaching a duly signed and dated copy of the relevant resolution of the ⁽¹⁾ Directors/Partners/Members to this form, or by the completion of this form.

RESOLUTION

By resolution of the ⁽¹⁾ Board of Directors / Partners / Members passed at a meeting held on..... (Date),
at..... (Name of signatory).....
whose signature appears below, has been duly authorised to sign all documents in connection with the Tender for;

TENDER NO: 8/2/RNM0569 and any contract which may arise therefrom on behalf of :-

.....
(Name Of Tenderer In Block Capitals)

SIGNED ON BEHALF OF THE FIRM (Director/Partner/Member):-

1.	<div></div> NAME	<div></div> SIGNATURE	<div></div> DATE
2.	<div></div> NAME	<div></div> SIGNATURE	<div></div> DATE
3.	<div></div> NAME	<div></div> SIGNATURE	<div></div> DATE

SIGNATURE OF AUTHORISED SIGNATORY:

<div></div> NAME	<div></div> SIGNATURE	<div></div> DATE
---------------------	--------------------------	---------------------

Tenderers are to note that failure to comply with this requirement will render their tender invalid.

RAY NKONYENI MUNICIPALITY

NOTICE NO: 019 OF 2025

TENDER NO: 8/2/RNM0569

**A3. LETTER OF GOOD STANDING WITH WORKMEN'S COMPENSATION
COMMISSIONER**

RAY NKONYENI MUNICIPALITY
NOTICE NO: 019 OF 2025
TENDER NO: 8/2/RNM0569

A4. CERTIFICATE OF AUTHORITY FOR JOINT VENTURES

This Returnable Schedule is to be completed only if Tenderer is a joint venture.

We, the undersigned, are submitting this tender offer in joint venture and hereby authorise

Mr/Ms, authorised signatory of the company, close corporation or partnership.....acting in the capacity of lead partner, to sign all documents in connection with the tender offer and any contract resulting from it on our behalf.

NAME OF FIRM	ADDRESS	DULY AUTHORISED SIGNATORY
Lead partner		Signature :..... Name :..... Designation :.....
		Signature :..... Name :..... Designation :.....
		Signature :..... Name :..... Designation :.....
		Signature :..... Name :..... Designation :.....

Note:

A copy of the Joint Venture Agreement showing clearly the percentage contribution of each partner to the Joint Venture shall be appended to this Schedule.

RAY NKONYENI MUNICIPALITY

NOTICE NO: 019 OF 2025

TENDER NO: 8/2/RNM0569

A5. SCHEDULE OF WORK CARRIED OUT BY THE OF TENDERER

Tenderers shall insert in the Schedule hereunder details of work successfully carried out by them of a similar nature to that for which their tender is submitted. The tenderer's relevant experience must be supported by appointment letters and completion certificates for at least five (5) projects.

Failure to complete this Schedule and submit both appointment letters and completion certificates will result into tenderer scoring zero (0). It will be taken to indicate that the Tenderer has no experience in this class of work.

COMPLETED CONTRACTS				
Employer (Name, Tel, Fax, Email)	Consulting Engineer (Name, Tel, Fax, Email)	Nature Of Work	Value of Work R(M)	Date Completed
Name:				
Tel :				
Fax :				
Email :				
Name:				
Tel :				
Fax :				
Email :				
Name:				
Tel :				
Fax :				
Email :				
Name:				
Tel :				
Fax :				
Email :				
Name:				
Tel :				
Fax :				
Email :				

SIGNED BY/ON BEHALF OF TENDERER:

NAME

SIGNATURE

DATE

CURRENT CONTRACTS				
Employer (Name, Tel, Fax, Email)	Consulting Engineer (Name, Tel, Fax, Email)	Nature Of Work	Value of Work R(M)	Anticipated Completion Date
Name:				
Tel :				
Fax :				
Email :				
Name:				
Tel :				
Fax :				
Email :				
Name:				
Tel :				
Fax :				
Email :				
Name:				
Tel :				
Fax :				
Email :				
Name:				
Tel :				
Fax :				
Email :				
Name:				
Tel :				
Fax :				
Email :				

If there is insufficient space above, the tenderer may append additional sheets.

Number of additional sheets appended by the tenderer to this Schedule (If nil, enter NIL)

SIGNED BY/ON BEHALF OF TENDERER:

NAME

SIGNATURE

DATE

RAY NKONYENI MUNICIPALITY
NOTICE NO: 019 OF 2025
TENDER NO: 8/2/RNM0569

A6. CURRENT AND RECENT PROJECTS FOR RAY NKONYENI MUNICIPALITY (RNM/MBD5.2)

Tenderers must furnish hereunder details of similar works/service, which they have satisfactorily completed in the past. The information shall include a description of the Works, the Contract value and name of Employer.

CURRENT PROJECTS			
PROJECT NAME	AWARDED AMOUNT	CONTRACT START DATE	ANTICIPATED / ACTUAL COMPLETION DATE
TOTAL AMOUNT OF PROJECTS CURRENTLY UNDERTAKEN FOR RAY NKONYENI MUNICIPALITY			R

SIGNED BY/ON BEHALF OF TENDERER:

NAME

SIGNATURE

DATE

RAY NKONYENI MUNICIPALITY

NOTICE NO: 019 OF 2025

TENDER NO: 8/2/RNM0569

A7. PROJECT APPROACH METHOD STATEMENT

Tenderers shall attach to this schedule the project approach method statement documentation. The following documentation is required in this respect:

- Construction Methodology (*maximum of 2 pages*)
- Quality Plan (*maximum of 2 pages*)
- Site management Plan (*maximum of 2 pages*)
- Health & Safety Plan (*maximum of 2 pages*)
- Programme of Work - the programme shall be in the form of a bar chart (Gantt chart) or similar acceptable time/activity form reflecting the proposed sequence and rate of progress of the various activities. The programme shall also indicate the point where the tenderer intends to commence work operations and the direction in which the work will proceed. The tenderer shall also take into account the additional requirements stated in C3.5.1.3 Planning and Programming when drawing up the programme.

SIGNED BY/ON BEHALF OF TENDERER:

NAME

SIGNATURE

DATE

RAY NKONYENI MUNICIPALITY

NOTICE NO: 019 OF 2025

TENDER NO: 8/2/RNM0569

A8. SCHEDULE OF CONSTRUCTION PLANT

Tenderers shall state below what construction plant will be available for this Contract. The tenderer shall differentiate, if applicable, between construction plant immediately available and construction plant which will become available by virtue of outstanding orders, and indicate what further construction plant will be acquired or hired for the work should the tenderer be awarded the Contract.

[illegible]

RAY NKONYENI MUNICIPALITY

NOTICE NO: 019 OF 2025

TENDER NO: 8/2/RNM0569

A9. SCHEDULE OF ESTIMATED MONTHLY EXPENDITURE

The tenderer shall state his estimated expenditure indicating the values of each monthly claim in terms of Clause 6.10 of the General Conditions of Contract, which he/she estimates will arise based on his/her preliminary programme and tendered rates, in the table below. ***The total of the monthly amounts shall be equal to the tender sum.***

MONTH	VALUE
1	R
2	R
3	R
4	R
5	R
6	R
7	R
8	R
9	R
10	R
11	R
12	R
SUBTOTAL	R
CONTINGENCIES (10%)	R
SUBTOTAL	R
VAT (15%)	R
TOTAL (INCLUDING VAT @ 15%)	R

SIGNED BY/ON BEHALF OF TENDERER:

NAME

SIGNATURE

DATE

RAY NKONYENI MUNICIPALITY
NOTICE NO: 019 OF 2025
TENDER NO: 8/2/RNM0569

A10. SCHEDULE CONTRACT FORM – PAST EXPERIENCE (RNM/MBD5.1)

Bidders must furnish hereunder details of similar works / service, which they have satisfactorily completed in the past. The information shall include a description of the works, the contract value and the name of the employer

Employer	Nature of Works	Value of Work	Duration and Completion Date	Employer's Contract No

If there is insufficient space above, the tenderer may append additional sheets.

Number of additional sheets appended by the tenderer to this Schedule (If nil, enter NIL)

SIGNED BY/ON BEHALF OF TENDERER:

--

NAME

--

SIGNATURE

--

DATE

RAY NKONYENI MUNICIPALITY
NOTICE NO: 019 OF 2025
TENDER NO: 8/2/RNM0569

A11. DETAILS OF KEY PERSONNEL

Tenderers shall set out in the Schedule hereunder details of the experience of the Site Agent and Site Foreman in work of a similar nature to that for which this Tender is submitted.

Failure to complete this Schedule may result in the Tender not being considered.

CONTRACTS MANAGER				
NAME:			NQF LEVEL:	
Contract and Client	Nature Of Work	Position Held	Value Of Work	Year Completed

SITE AGENT				
NAME:			NQF LEVEL:	
Contract and Client	Nature Of Work	Position Held	Value Of Work	Year Completed

SITE FOREMEN				
NAME:			NQF LEVEL:	
Contract and Client	Nature Of Work	Position Held	Value Of Work	Year Completed

HEALTH AND SAFETY OFFICER				
NAME:			NQF LEVEL:	
Contract and Client	Nature Of Work	Position Held	Value Of Work	Year Completed

If there is insufficient space above, the tenderer may append additional sheets.

Number of additional sheets appended by the tenderer to this Schedule (If nil, enter NIL)

Tenderers are to attach (to this page) CV and certified copies of Qualifications and the relevant NQF Qualifications for the following personnel:

- ***Contracts Manager***
- ***Site Agent***
- ***Site Foreman***

SIGNED BY/ON BEHALF OF TENDERER:

NAME

SIGNATURE

DATE

MBD 3.1

RAY NKONYENI MUNICIPALITY
NOTICE NO: 019 OF 2025
TENDER NO: 8/2/RNM0569

A12. SCHEDULE OF DAYWORK RATES

This Daywork Schedule will be used at the discretion of the Engineer for valuation of extra work which cannot conveniently be valued at rates submitted in the Bill of Quantities. All price rates shall be exclusive of VAT.

The rates entered for labour and materials shall be exclusive of overhead charges and profit, site supervision of staff, insurance, holidays with pay and use and maintenance of small hand tools and non-mechanical plant, travelling allowances, other emoluments and allowances. Provision will be made for the insertion of percentages to cover all these items which are henceforth termed "on-costs", consumable stores, maintenance, etc.

In the case of plant no "on-costs" item is provided. The rate entered shall include any of the above "on-costs" which are pertinent and shall include profit, operator's costs, consumable stores, maintenance, depreciation, etc.

Failure to complete this Schedule may result in the Tender not being considered.

A. LABOUR

Normal Working Time:

1	Labourers	R.....	per hour plus %	"On-Cost"
2	Gangers	R.....	per hour plus %	"On-Cost"
3	Tradesmen	R.....	per hour plus %	"On-Cost"
4	Other				
	(a).....	R.....	per hour plus %	"On-Cost"
	(b).....	R.....	per hour plus %	"On-Cost"
				

Overtime

1	Labourers	R.....	per hour plus %	"On-Cost"
2	Gangers	R.....	per hour plus %	"On-Cost"
3	Tradesmen	R.....	per hour plus %	"On-Cost"
4	Other				
	(a).....	R.....	per hour plus %	"On-Cost"
	(b).....	R.....	per hour plus %	"On-Cost"
				

B. PLANT

DESCRIPTION	TYPE	ESTABLISHMENT AND DISESTABLISHMENT COST	RATE PER HOUR	
			WORKING	STANDING
Trucks and ADTs				
Bulldozers				
Excavators				
Tractor & Trailer				
Loaders				
Graders				
Tractor – Loader – Backhoe				
Water Pumps and Leadings				
Compressor including Hammers and Hoses				
Other				

C. MATERIAL

The Tenderer shall state here the percentage “On-costs” that should be added to the nett cost of materials:

..... %

SIGNED BY/ON BEHALF OF TENDERER:

NAME

SIGNATURE

DATE

RAY NKONYENI MUNICIPALITY

NOTICE NO: 019 OF 2025

TENDER NO: 8/2/RNM0569

A13. RECORD OF ADDENDA TO TENDER DOCUMENTS

We confirm that the following communications received from the Employer before the submission of this tender offer, amending the tender documents, have been taken into account in this tender offer:

No.	Date	Title or Details
1.		
2.		
3.		
4.		
5.		
6.		
7.		
8.		
9.		
10.		
11.		
12.		
13.		

If there is insufficient space above, the tenderer may append additional sheets.

Number of additional sheets appended by the tenderer to this Schedule (If nil, enter NIL)

SIGNED BY/ON BEHALF OF TENDERER:

--

NAME

--

SIGNATURE

--

DATE

RAY NKONYENI MUNICIPALITY

NOTICE NO: 019 OF 2025

TENDER NO: 8/2/RNM0569

A14. COMPANY REGISTRATION DOCUMENTS

Tenderers are to attach certified copies of company registration documents (eg CK Documents) to this page.

SIGNED BY/ON BEHALF OF TENDERER:

NAME

SIGNATURE

DATE

RAY NKONYENI MUNICIPALITY
NOTICE NO: 019 OF 2025
TENDER NO: 8/2/RNM0569

**A15. IDENTITY DOCUMENTS OF SHAREHOLDERS/DIRECTORS/
MEMBERS**

Tenderers are to attach certified copies of ID Documents of Members/Directors to this page.

SIGNED BY/ON BEHALF OF TENDERER:

--

NAME

--

SIGNATURE

--

DATE

RAY NKONYENI MUNICIPALITY

NOTICE NO: 019 OF 2025

TENDER NO: 8/2/RNM0569

A16. JOINT VENTURE DISCLOSURE FORM

GENERAL

- i) All the information requested must be filled in the spaces provided. If additional space is required, additional sheets may be used and attached to the original documents.
- ii) A copy of the joint venture agreement must be attached to this form, in order to demonstrate the Affirmable, Joint Venture Partner's share in the ownership, control, management responsibilities, risks and profits of the joint venture, the proposed joint venture agreement must include specific details relating to:
 - a. the contributions of capital and equipment
 - b. work items to be performed by the Affirmable Joint Venture Partner's own forces
 - c. work items to be performed under the supervision of the Affirmable Joint Venture Partner.
- iii) Copies of all written agreements between partners concerning the contract must be attached to this form including those, which relate to ownership options and to restrictions/limits regarding ownership and control.
- iv) ABE partners must complete ABE Declaration Affidavits.
- v) The joint venture must be formalised. All pages of the joint venture agreement must be signed by all the parties concerned. A letter/ notice of intention to formalise a joint venture once the contract has been awarded will not be considered.
- vi) Should any of the above not be complied with, the joint venture will be deemed null and void and will be considered non-responsive.
- vii) JV Partner with bigger CIDB grading assumes bigger responsibility of the project.

1. JOINT VENTURE PARTICULARS

- a) Name
- b) Postal address
.....
.....
- c) Physical address.....
.....
.....
- d) Telephone
- e) Fax

2. IDENTITY OF EACH NON-AFFIRMABLE JOINT VENTURE PARTNER

- 2.1(a)** Name of Firm.....
Postal Address
Physical Address
Telephone

3. IDENTITY OF EACH AFFIRMABLE JOINT VENTURE PARTNER

3.1(a) Name of Firm.....

Postal Address

Physical Address

Telephone

Fax

Contact person for matters pertaining to Joint Venture Participation Goal requirements:

.....

3.2(a) Name of Firm.....

Postal Address

Physical Address

Telephone

Fax

Contact person for matters pertaining to Joint Venture Participation Goal requirements:

.....

3.3(a) Name of Firm.....

Postal Address

Physical Address

Telephone

Fax

Contact person for matters pertaining to Joint Venture Participation Goal requirements:

.....

4. **BRIEF DESCRIPTION OF THE ROLES OF THE AFFIRMABLE JOINT VENTURE PARTNERS IN THE JOINT VENTURE**

.....

.....

.....

5. **OWNERSHIP OF THE JOINT VENTURE**

- a) Affirmable Joint Venture Partner ownership percentage(s) %
- b) Non-Affirmable Joint Venture Partner ownership percentage(s) %
- c) Affirmable Joint Venture Partner percentages in respect of : *
- i) Profit and loss sharing.....
- ii) Initial capital contribution in Rands.....

(*Brief descriptions and further particulars should be provided to clarify percentages).

- iii) Anticipated on-going capital contributions in Rands.....
- iv) Contributions of equipment (specify types, quality, and quantities of equipment) to be provided by each partner.

.....

.....

.....

6. **RECENT CONTRACTS EXECUTED BY PARTNERS IN THEIR OWN RIGHT AS PRIME CONTRACTORS OR AS PARTNERS IN OTHER JOINT VENTURES**

	NON-AFFIRMABLE JOINT VENTURE PARTNERS	PARTNER NAME
a)		
b)		
c)		
d)		
e)		

	AFFIRMABLE JOINT VENTURE PARTNERS	PARTNER NAME
a)		
b)		
c)		
d)		

7. **CONTROL AND PARTICIPATION IN THE JOINT VENTURE**

(Identify by name and firm those individuals who are, or will be, responsible for, and have authority to engage in the relevant management functions and policy and decision making, indicating any limitations in their authority e.g. co-signature requirements and Rand limits).

a) Joint Venture cheque signing

.....
.....
.....

b) Authority to enter into contracts on behalf of the Joint Venture

.....
.....
.....

c) Signing, co-signing and/or collateralising of loans

.....
.....
.....

d) Acquisition of lines of credit

.....
.....
.....

e) Acquisition of performance bonds

.....
.....
.....

f) Negotiating and signing labour agreements

.....
.....
.....

8. **MANAGEMENT OF CONTRACT PERFORMANCE**

(Fill in the name and firm of the responsible person).

a) Supervision of field operations

.....

- b) Major purchasing

.....

- c) Estimating

.....

- d) Technical management

.....

9. MANAGEMENT AND CONTROL OF JOINT VENTURE

- a) Identify the “managing partner”, if any,

.....

.....

.....

.....

- b) What authority does each partner have to commit or obligate the other to financial institutions, insurance companies, suppliers, subcontractors and/or other parties participating in the execution of the contemplated works?

.....

.....

.....

.....

- c) Describe the management structure for the Joint Venture’s work under the contract

MANAGEMENT FUNCTION / DESIGNATION	NAME	PARTNER*

(Fill in “ex Affirmable Joint Venture Partner” or “ex non-Affirmable Joint Venture Partner”).

10. PERSONNEL

- a) State the approximate number of operative personnel (by trade/function/discipline) needed to perform the Joint Venture work under the Contract.

TRADE/FUNCTION/ DISCIPLINE	NUMBER EX AFFIRMABLE JOINT VENTURE PARTNERS	NUMBER EX NON- AFFIRMABLE JOINT VENTURE PARTNERS

(Fill in "ex Affirmable Joint Venture Partner" or "ex non-Affirmable Joint Venture Partner").

- b) Number of operative personnel to be employed on the Contract who are currently in the employ of partners.

(i) Number currently employed by Affirmable Joint Venture Partners

.....

(ii) Number currently employed by the Joint Venture

.....

- c) Number of operative personnel who are not currently in the employ of the respective partner and will be engaged on the project by the Joint Venture

.....

- d) Name of individual(s) who will be responsible for hiring Joint Venture employees

.....

.....

- e) Name of partner who will be responsible for the preparation of Joint Venture payrolls

.....

.....

11. CONTROL AND STRUCTURE OF THE JOINT VENTURE

Briefly describe the manner in which the Joint Venture is structured and controlled.

.....

.....

Telephone

Date

Signature.....

Duly authorised to sign on behalf of

Name

Address.....

Telephone

Date

Signature.....

Duly authorised to sign on behalf of

Name

Address.....

Telephone

Date

(Continue as necessary)

A17. DECLARATION OF INTEREST (RNM/MBD 4)

(Please circle the applicable answer)

1. No bid will be accepted from persons in the service of the state¹.
2. Any person, having a kinship with persons in the service of the state, including a blood relationship, may make an offer or offers in terms of this invitation to bid. In view of possible allegations of favouritism, should the resulting bid, or part thereof, be awarded to persons connected with or related to persons in service of the state, it is required that the bidder or their authorised representative declare their position in relation to the evaluating/adjudicating authority.
- 3 **In order to give effect to the above, the following questionnaire must be completed and submitted with the bid.**

3.1 Full Name of bidder or his or her representative:.....

3.2 Identity Number:

3.3 Position occupied in the Company (director, trustee, shareholder²):.....

3.4 Company Registration Number:

3.5 Tax Reference Number:.....

3.6 VAT Registration Number:

3.7 The names of all directors / trustees / shareholders members, their individual identity numbers and state employee numbers must be indicated in paragraph 4 below.

3.8 Are you presently in the service of the state? **YES / NO**

3.8.1 If yes, furnish particulars.

.....

¹MSCM Regulations: "in the service of the state" means to be –

- (a) a member of –
 - (i) any municipal council;
 - (ii) any provincial legislature; or
 - (iii) the national Assembly or the national Council of provinces;
- (b) a member of the board of directors of any municipal entity;
- (c) an official of any municipality or municipal entity;
- (d) an employee of any national or provincial department, national or provincial public entity or constitutional institution within the meaning of the Public Finance Management Act, 1999 (Act No.1 of 1999);
- (e) a member of the accounting authority of any national or provincial public entity; or
- (f) an employee of Parliament or a provincial legislature.

² Shareholder" means a person who owns shares in the company and is actively involved in the management of the company or business and exercises control over the company.

3.9 Have you been in the service of the state for the past twelve months? **YES / NO**

3.9.1 If yes, furnish particulars.....

3.12 Are any of the company's directors, trustees, managers, principle shareholders or stakeholders in service of the state? **YES / NO**

3.12.1 If yes, furnish particulars.

.....

3.13 Are any spouse, child or parent of the company's directors trustees, managers, principle shareholders or stakeholders in service of the state? **YES / NO**

3.13.1 If yes, furnish particulars.

.....

3.14 Do you or any of the directors, trustees, managers, principle shareholders, or stakeholders of this company have any interest in any other related companies or business whether or not they are bidding for this contract. **YES / NO**

3.14.1 If yes, furnish particulars:

.....

4. Full details of directors / trustees / members / shareholders.

Full Name	Identity Number	State Employee Number

CERTIFICATION

I,.....THE UNDERSIGNED CERTIFY THAT THE INFORMATION FURNISHED ON THIS DECLARATION FORM IS CORRECT.

DECLARATION FOR PROCUREMENT ABOVE R10 MILLION (ALL APPLICABLE TAXES INCLUDED)

For all procurement expected to exceed R10 million (all applicable taxes included), bidders must complete the following questionnaire:

* Delete if not applicable

- 1 Are you by law required to prepare annual financial statements for auditing?

***YES / NO**

- 1.1 If yes, submit audited annual financial statements for the past three years or since the date of establishment if established during the past three years.

.....
.....

- 2 Do you have any outstanding undisputed commitments for municipal services towards any municipality for more than three months or any other service provider in respect of which payment is overdue for more than 30 days?

***YES / NO**

- 2.1 If no, this serves to certify that the bidder has no undisputed commitments for municipal services towards any municipality for more than three months or other service provider in respect of which payment is overdue for more than 30 days.

- 2.2 If yes, provide particulars.

.....
.....
.....
.....

3 Has any contract been awarded to you by an organ of state during the past five years, including particulars of any material non-compliance or dispute concerning the execution of such contract? ***YES / NO**

3.1 If yes, furnish particulars

.....
.....

4. Will any portion of goods or services be sourced from outside the Republic, and, if so, what portion and whether any portion of payment from the municipality / municipal entity is expected to be transferred out of the Republic? ***YES / NO**

4.1 If yes, furnish particulars

.....
.....

CERTIFICATION

I, THE UNDERSIGNED (NAME)

CERTIFY THAT THE INFORMATION FURNISHED ON THIS DECLARATION FORM IS CORRECT.

I ACCEPT THAT THE STATE MAY ACT AGAINST ME SHOULD THIS DECLARATION PROVE TO BE FALSE.

Signature

Date

Position

Name of Bidder

A18. DECLARATION OF BIDDER'S PAST SUPPLY CHAIN MANAGEMENT PRACTICES (RNM/MBD 8)

- 1 This Municipal Bidding Document must form part of all bids invited.
- 2 It serves as a declaration to be used by municipalities and municipal entities in ensuring that when goods and services are being procured, all reasonable steps are taken to combat the abuse of the supply chain management system.
- 3 The bid of any bidder may be rejected if that bidder, or any of its directors have:
 - a) abused the municipality's / municipal entity's supply chain management system or committed any improper conduct in relation to such system;
 - b) been convicted for fraud or corruption during the past five years;
 - c) willfully neglected, reneged on or failed to comply with any government, municipal or other public sector contract during the past five years; or
 - d) been listed in the Register for Tender Defaulters in terms of section 29 of the Prevention and Combating of Corrupt Activities Act (No 12 of 2004).
- 4 In order to give effect to the above, the following questionnaire must be completed and submitted with the bid.

Item	Question	Yes	No
4.1	Is the bidder or any of its directors listed on the National Treasury's Database of Restricted Suppliers as companies or persons prohibited from doing business with the public sector? (Companies or persons who are listed on this Database were informed in writing of this restriction by the Accounting Officer/Authority of the institution that imposed the restriction after the <i>Audi alteram partem</i> rule was applied). The Database of Restricted Suppliers now resides on the National Treasury's website (www.treasury.gov.za) and can be accessed by clicking on its link at the bottom of the home page.	<input type="checkbox"/>	<input type="checkbox"/>
4.1.1	If so, furnish particulars:		
4.2	Is the bidder or any of its directors listed on the Register for Tender Defaulters in terms of section 29 of the Prevention and Combating of Corrupt Activities Act (No 12 of 2004)? The Register for Tender Defaulters can be accessed on the National Treasury's website (www.treasury.gov.za) by clicking on its link at the bottom of the home page.	<input type="checkbox"/>	<input type="checkbox"/>
4.2.1	If so, furnish particulars:		
4.3	Was the bidder or any of its directors convicted by a court of law (including a court of law outside the Republic of South Africa) for fraud or corruption during the past five years?	<input type="checkbox"/>	<input type="checkbox"/>
4.3.1	If so, furnish particulars:		

Item	Question	Yes	No
4.4	Does the bidder or any of its directors owe any municipal rates and taxes or municipal charges to the municipality / municipal entity, or to any other municipality / municipal entity, that is in arrears for more than three months?	<input type="checkbox"/>	<input type="checkbox"/>
4.4.1	If so, furnish particulars:		
4.5	Was any contract between the bidder and the municipality / municipal entity or any other organ of state terminated during the past five years on account of failure to perform on or comply with the contract?	<input type="checkbox"/>	<input type="checkbox"/>
4.5.1	If so, furnish particulars:		

CERTIFICATION

I, THE UNDERSIGNED (FULL NAME)

CERTIFY THAT THE INFORMATION FURNISHED ON THIS DECLARATION FORM IS TRUE AND CORRECT.

I ACCEPT THAT, IN ADDITION TO CANCELLATION OF A CONTRACT, ACTION MAY BE TAKEN AGAINST ME SHOULD THIS DECLARATION PROVE TO BE FALSE.

<div style="border: 1px solid black; height: 60px; width: 260px;"></div>	<div style="border: 1px solid black; height: 60px; width: 220px;"></div>
SIGNATURE	DATE
<div style="border: 1px solid black; height: 60px; width: 260px;"></div>	<div style="border: 1px solid black; height: 60px; width: 220px;"></div>
POSITION	NAME OF BIDDER

RAY NKONYENI MUNICIPALITY
NOTICE NO: 019 OF 2025
TENDER NO: 8/2/RNM0569

A19. CERTIFICATE OF INDEPENDENT TENDER DETERMINATION (RNM/MBD 9)

1. This Municipal Bidding Document (MBD) must form part of all bids¹ invited.
2. Section 4 (1) (b) (iii) of the Competition Act No. 89 of 1998, as amended, prohibits an agreement between, or concerted practice by, firms, or a decision by an association of firms, if it is between parties in a horizontal relationship and if it involves collusive bidding (or bid rigging).² Collusive bidding is a *pe se* prohibition meaning that it cannot be justified under any grounds.
3. Municipal Supply Regulation 38 (1) prescribes that a supply chain management policy must provide measures for the combating of abuse of the supply chain management system, and must enable the accounting officer, among others, to:
 - (a) take all reasonable steps to prevent such abuse;
 - (b) reject the bid of any bidder if that bidder or any of its directors has abused the supply chain management system of the municipality or municipal entity or has committed any improper conduct in relation to such system; and
 - (c) cancel a contract awarded to a person if the person committed any corrupt or fraudulent act during the bidding process or the execution of the contract.
4. This MBD serves as a certificate of declaration that would be used by institutions to ensure that, when bids are considered, reasonable steps are taken to prevent any form of bid-rigging.
5. In order to give effect to the above, the attached Certificate of Bid Determination (MBD 9) must be completed and submitted with the bid:

¹Includes price quotations, advertised competitive bids, limited bids and proposals.

² Bid rigging (or collusive bidding) occurs when businesses, that would otherwise be expected to compete, secretly conspire to raise prices or lower the quality of goods and / or services for purchasers who wish to acquire goods and / or services through a bidding process. Bid rigging is, therefore, an agreement between competitors not to compete.

(RNM/MBD 9)

CERTIFICATE OF INDEPENDENT TENDER DETERMINATION

I, the undersigned, in submitting the accompanying tender:

(Tender Number and Description)

in response to the invitation for the tender made by:

(Name of Municipality/ Municipality Entity)

do hereby make the following statements that I certify to be true and complete in every respect:

I certify, on behalf ofthat:
(Name of Bidder)

1. I have read and I understand the contents of this Certificate;
2. I understand that the accompanying bid will be disqualified if this Certificate is found not to be true and complete in every respect;
3. I am authorized by the bidder to sign this Certificate, and to submit the accompanying bid, on behalf of the bidder;
4. Each person whose signature appears on the accompanying bid has been authorized by the bidder to determine the terms of, and to sign, the bid, on behalf of the bidder;
5. For the purposes of this Certificate and the accompanying bid, I understand that the word "competitor" shall include any individual or organization, other than the bidder, whether or not affiliated with the bidder, who:
 - (a) has been requested to submit a bid in response to this bid invitation;
 - (b) could potentially submit a bid in response to this bid invitation, based on their qualifications, abilities or experience; and
 - (c) provides the same goods and services as the bidder and/or is in the same line of business as the bidder.
6. The bidder has arrived at the accompanying bid independently from, and without consultation, communication, agreement or arrangement with any competitor. However, communication between partners in a joint venture or consortium³ will not be construed as collusive bidding.
7. In particular, without limiting the generality of paragraphs 6 above, there has been no consultation, communication, agreement or arrangement with any competitor regarding:
 - (a) prices;
 - (b) geographical area where product or service will be rendered (market allocation);
 - (c) methods, factors or formulas used to calculate prices;
 - (d) the intention or decision to submit or not to submit, a bid;
 - (e) the submission of a bid which does not meet the specifications and conditions of the bid; or
 - (f) bidding with the intention not to win the bid.

8. In addition, there have been no consultations, communications, agreements or arrangements with any competitor regarding the quality, quantity, specifications and conditions or delivery particulars of the products or services to which this bid invitation relates.
9. The terms of the accompanying bid have not been, and will not be, disclosed by the bidder, directly or indirectly, to any competitor, prior to the date and time of the official bid opening or of the awarding of the contract.
10. I am aware that, in addition and without prejudice to any other remedy provided to combat any restrictive practices related to bids and contracts, bids that are suspicious will be reported to the Competition Commission for investigation and possible imposition of administrative penalties in terms of section 59 of the Competition Act No. 89 of 1998 and or may be reported to the National Prosecuting Authority (NPA) for criminal investigation and or may be restricted from conducting business with the public sector for a period not exceeding ten (10) years in terms of the Prevention and Combating of Corrupt Activities Act No. 12 of 2004 or any other applicable legislation.

<div></div>	<div></div>
SIGNATURE	DATE
<div></div>	<div></div>
POSITION	NAME OF BIDDER

³ Joint venture or Consortium means an association of persons for the purpose of combining their expertise, property, capital, efforts, skill and knowledge in an activity for the execution of a contract.

RAY NKONYENI MUNICIPALITY
NOTICE NO: 019 OF 2025
TENDER NO: 8/2/RNM0569

A20. FORM CONCERNING FULFILMENT OF THE CONSTRUCTION REGULATIONS

In terms of regulation 4(3) of the Construction Regulations, 2014 (hereinafter referred to as the Regulations), promulgated 07 February 2014 in terms of Section 43 of the Occupational Health and Safety Act, 1993 (Act No 85 of 1993) the Employer shall not appoint a contractor to perform construction work unless the Contractor can satisfy the Employer that his/her firm has the necessary competencies and resources to carry out the work safely and has allowed adequately in his/her tender for the due fulfilment of all the applicable requirements of the Act and the Regulations.

1. I confirm that I am fully conversant with the Regulations and that my company has (or will acquire/procure) the necessary competencies and resources to timeously, safely and successfully comply with all of the requirements of the Regulations. (Tick)

YES	
NO	

2. Proposed approach to achieve compliance with the Regulations (Tick)

Own resources, competent in terms of the Regulations (refer to 3 below)	
Own resources, still to be hired and/or trained (until competency is achieved)	
Specialist subcontract resources (competent) - specify:	

3. Provide details of proposed key persons, competent in terms of the Regulations, who will form part of the Contract team as specified in the Regulations (CVs to be attached):

.....
.....
.....

4. Provide details of proposed training (if any) that will be undergone:

.....
.....
.....
.....

5. Potential key risks identified and measures for addressing risks:

.....

.....

.....

.....

6. I have fully included in my tendered rates and prices (in the appropriate payment items provided in the Schedule of Quantities) for all resources, actions, training and any other costs required for the due fulfilment of the Regulations for the duration of the construction and defects repair period.

YES	
NO	

SIGNED BY/ON BEHALF OF TENDERER:

--

NAME

--

SIGNATURE

--

DATE

RAY NKONYENI MUNICIPALITY
NOTICE NO: 019 OF 2025
TENDER NO: 8/2/RNM0569

A22. PREFERENCE POINTS CLAIM FORM IN TERMS OF THE PREFERENTIAL PROCUREMENT REGULATIONS 2022 (RNM/MBD 6.1)

This preference form must form part of all tenders invited. It contains general information and serves as a claim form for preference points for specific goals.

NB: BEFORE COMPLETING THIS FORM, TENDERERS MUST STUDY THE GENERAL CONDITIONS, DEFINITIONS AND DIRECTIVES APPLICABLE IN RESPECT OF B-BBEE, AS PRESCRIBED IN THE PREFERENTIAL PROCUREMENT REGULATIONS, 2022.

1. GENERAL CONDITIONS

1.1 The following preference point systems are applicable to all tenders:

- the 80/20 system for requirements with a Rand value of up to R50 000 000 (all applicable taxes included); and
- the 90/10 system for requirements with a Rand value above R50 000 000 (all applicable taxes included).

1.2 The applicable preference point system for this tender is the 80/20 preference point system.

1.3 Points for this tender shall be awarded for:

- (a) Price; and
- (b) Specific goals.

1.3.1 The maximum points for this tender are allocated as follows:

	POINTS
1.3.1.1 PRICE	80
1.3.1.2 SPECIFIC GOALS	20
Total points for Price and SPECIFIC GOALS must not exceed	100

1.4 Failure on the part of a tenderer to submit proof or documentation required in terms of this tender to claim points for specific goals with the tender, will be interpreted to mean that preference points for specific goals are not claimed.

1.5. The organ of state reserves the right to require of a tenderer, either before a tender is adjudicated or at any time subsequently, to substantiate any claim in regard to preferences, in any manner required by the organ of state.

2. DEFINITIONS

- (a) **“tender”** means a written offer in the form determined by an organ of state in response to an invitation to provide goods or services through price quotations, competitive tendering process or any other method envisaged in legislation;
- (b) **“price”** means an amount of money tendered for goods or services, and includes all applicable taxes less all unconditional discounts;
- (c) **“rand value”** means the total estimated value of a contract in Rand, calculated at the time of bid invitation, and includes all applicable taxes;
- (d) **“tender for income-generating contracts”** means a written offer in the form determined by an organ of state in response to an invitation for the origination of income-generating contracts through any method envisaged in legislation that will result in a legal agreement between the organ of state and a third party that produces revenue for the organ of state, and includes, but is not limited to, leasing and disposal of assets and concession contracts, excluding direct sales and disposal of assets through public auctions; and
- (e) **“the Act”** means the Preferential Procurement Policy Framework Act, 2000 (Act No. 5 of 2000).

3. FORMULAE FOR PROCUREMENT OF GOODS AND SERVICES

3.1.1. POINTS AWARDED FOR PRICE

3.1.2. THE 80/20 PREFERENCE POINT SYSTEMS

A maximum of 80 or 90 points is allocated for price on the following basis:

$$P_s = 80 \left(1 - \frac{P_t - P_{\min}}{P_{\min}} \right) \quad \text{or} \quad P_s = 90 \left(1 - \frac{P_t - P_{\min}}{P_{\min}} \right)$$

Where

- P_s = Points scored for comparative price of tender under consideration
 P_t = Comparative price of tender under consideration
 P_{\min} = Comparative price of lowest acceptable tender

3.2. FORMULAE FOR DISPOSAL OR LEASING OF STATE ASSETS AND INCOME GENERATING PROCUREMENT

3.2.1. POINTS AWARDED FOR PRICE

A maximum of 80 or 90 points is allocated for price on the following basis:

$$P_s = 80 \left(1 + \frac{P_t - P_{\max}}{P_{\max}} \right) \quad \text{or} \quad P_s = 90 \left(1 + \frac{P_t - P_{\max}}{P_{\max}} \right)$$

Where

- P_s = Points scored for price of tender under consideration
 P_t = Price of tender under consideration
 P_{\max} = Price of highest acceptable tender

4. POINTS AWARDED FOR SPECIFIC GOALS

- 4.1. In terms of Regulation 4(2); 5(2); 6(2) and 7(2) of the Preferential Procurement Regulations, preference points must be awarded for specific goals stated in the tender. For the purposes of this tender the tenderer will be allocated points based on the goals stated in table 1 below as may be supported by proof/ documentation stated in the conditions of this tender:
- 4.2. In cases where organs of state intend to use Regulation 3(2) of the Regulations, which states that, if it is unclear whether the 80/20 or 90/10 preference point system applies, an organ of state must, in the tender documents, stipulate in the case of—
- an invitation for tender for income-generating contracts, that either the 80/20 or 90/10 preference point system will apply and that the highest acceptable tender will be used to determine the applicable preference point system; or
 - any other invitation for tender, that either the 80/20 or 90/10 preference point system will apply and that the lowest acceptable tender will be used to determine the applicable preference point system,
- then the organ of state must indicate the points allocated for specific goals for both the 90/10 and 80/20 preference point system.

Table 1: Specific goals for the tender and points claimed are indicated per the table below.

(Note to organs of state: Where either the 90/10 or 80/20 preference point system is applicable, corresponding points must also be indicated as such.

Note to tenderers: The tenderer must indicate how they claim points for each preference point system.)

	The specific goals allocated points in terms of this tender	Number of points allocated (80/20 system) (To be completed by the organ of state)	Number of points claimed (80/20 system) (To be completed by the tenderer)
	Local companies: -		
	a) Enterprise Located within the Ray Nkonyeni Local Municipality	10	
	b) Enterprise Located within the Ugu District Municipality	5	
	c) Enterprise Located within the KZN Province	1	
	d) Enterprise Located outside of KZN Province	0	
	EME or QSE which is at least 100% owned by black people: -		
	a) an EME or QSE which is at least 100% owned by black people	10	
	b) an EME or QSE which is at least 51% owned by black people	6	
	c) an EME or QSE which is at 25% - 50% owned by black people	2	

DECLARATION WITH REGARD TO COMPANY/FIRM

3.1. Name of company/firm.....

3.2. Company registration number:

3.3. TYPE OF COMPANY/ FIRM

- ☐ Partnership/Joint Venture / Consortium
- ☐ One-person business/sole propriety
- ☐ Close corporation
- ☐ Public Company
- ☐ Personal Liability Company
- ☐ (Pty) Limited
- ☐ Non-Profit Company
- ☐ State Owned Company

[TICK APPLICABLE BOX]

3.4. I, the undersigned, who is duly authorised to do so on behalf of the company/firm, certify that the points claimed, based on the specific goals as advised in the tender, qualifies the company/ firm for the preference(s) shown and I acknowledge that:

- i) The information furnished is true and correct;
- ii) The preference points claimed are in accordance with the General Conditions as indicated in paragraph 1 of this form;
- iii) In the event of a contract being awarded as a result of points claimed as shown in paragraphs 1.4 and 4.2, the contractor may be required to furnish documentary proof to the satisfaction of the organ of state that the claims are correct;

- iv) If the specific goals have been claimed or obtained on a fraudulent basis or any of the conditions of contract have not been fulfilled, the organ of state may, in addition to any other remedy it may have –
- (a) disqualify the person from the tendering process;
 - (b) recover costs, losses or damages it has incurred or suffered as a result of that person's conduct;
 - (c) cancel the contract and claim any damages which it has suffered as a result of having to make less favourable arrangements due to such cancellation;
 - (d) recommend that the tenderer or contractor, its shareholders and directors, or only the shareholders and directors who acted on a fraudulent basis, be restricted from obtaining business from any organ of state for a period not exceeding 10 years, after the *audi alteram partem* (hear the other side) rule has been applied; and
 - (e) forward the matter for criminal prosecution, if deemed necessary.

<p>.....</p> <p>SIGNATURE(S) OF TENDERER(S)</p>	
SURNAME AND NAME:
DATE:
ADDRESS:

RAY NKONYENI MUNICIPALITY
NOTICE NO: 019 OF 2025
TENDER NO: 8/2/RNM0569

B1. CIDB CONTRACTOR REGISTRATION CERTIFICATE

A Certificate of Contractor's Registration issued by the Construction Industry Development Board (CIDB) shall be attached to this page.

Where a tenderer satisfies CIDB Contractor grading designation requirements through joint venture formation, such tenderers must submit the Certificates of Contractor Registration in respect of each partner.

Alternatively furnish the CIDB registration no. and details in the space provided. This information will be verified with the CIDB via the CIDB website. It is the tenderer/contractor's responsibility to ensure that their details are displayed on the CIDB website. If in joint venture, details of all members require to be furnished.

Name of Contractor or JV Member	CIDB registration No.	Category and class of registration, e.g. 3GB

My/Our failure to submit the certificate(s) or furnish the required details, with my / our tender document will lead to the conclusion that I am / we are not registered with the CIDB and therefore not eligible to tender.

SIGNED BY/ON BEHALF OF TENDERER:

NAME

SIGNATURE

DATE

RAY NKONYENI MUNICIPALITY
NOTICE NO: 019 OF 2025
TENDER NO: 8/2/RNM0569

B2. TAX PIN REQUIREMENTS

(RNM/MBD2)

It is a condition of bid that the taxes of the successful bidder must be in order, or that satisfactory arrangements have been made with South Africa Revenue Services (SARS) to meet the bidder's tax obligation.

In order to meet the requirements bidders are required to complete in full the attached TCP1 "Application for a Tax compliance pin" and submit it to any SARS branch office nationally. The Tax compliance pin Requirements are also applicable to foreign bidders / individuals who wish to submit bids.

SARS will then furnish the bidder with a Tax compliance pin that will be valid for a period of 1 (one) year from date of approval / issue.

The Certified copy of a tax certificate with a pin number must be submitted together with the bid.

In the bids where consortia / joint ventures / sub-contractors are involved, each party must submit a separate Tax compliance pin.

Copies of the TCP "Application for a "Tax compliance pin" forms are available from any SARS branch office nationally or on the website www.sars.gov.za

Applications for the Tax compliance pin may also be made via eFiling. In order to use this provision, taxpayers will need to register with SARS as eFilers through the website www.sars.gov.za.

SIGNED BY/ON BEHALF OF TENDERER:

--

NAME

--

SIGNATURE

--

DATE

RAY NKONYENI MUNICIPALITY

NOTICE NO: 019 OF 2025

TENDER NO: 8/2/RNM0569

B3. PRELIMINARY PROGRAMME

The tenderer shall attach a preliminary programme, to this page.

This programme shall be in the form of a bar chart (Gantt chart) or similar acceptable time/activity form reflecting the proposed sequence and rate of progress of the various activities and the quantities that will be carried out every week under each of the elements, comprising the work for this contract. The programme shall also indicate the point where the tenderer intends to commence work operations and the direction in which the work will proceed. The working hours shall be indicated.

The tenderer shall also take into account the additional requirements stated in C3.5.1.3 Planning and Programming on page 105 when drawing up the programme.

Details of the preliminary programme shall be appended to this Schedule.

Number of sheets appended by the tenderer to this Schedule (If nil, enter NIL)

SIGNED BY/ON BEHALF OF TENDERER:

NAME

SIGNATURE

DATE

Part C1: Agreements and Contract Data

	<u>Page</u>
C1.1 Form Of Offer And Acceptance	75
C1.2 Contract Data	80
C1.3 Performance Guarantee	86
C1.4 Occupational Health And Safety Agreement	89

RAY NKONYENI MUNICIPALITY
NOTICE NO: 019 OF 2025
TENDER NO: 8/2/RNM0569

C1.1. Form of Offer and Acceptance

Offer

The Employer, identified in the Acceptance signature block, has solicited offers to enter into a contract in respect of the following works:

TENDER NO:8/2/RNM0569– RENOVATIONS OF IZINGOLWENI COMMUNITY HALL IN WARD 33

The tenderer, identified in the offer signature block below, has examined the documents listed in the tender data and addenda thereto as listed in the Returnable Schedules, and by submitting this offer has accepted the conditions of tender.

By the representative of the tenderer, deemed to be duly authorised, signing this part of this Form of Offer and Acceptance, the tenderer offers to perform all of the obligations and liabilities of the contractor under the contract including compliance with all its terms and conditions according to their true intent and meaning for an amount to be determined in accordance with the Conditions of Contract identified in the Contract Data.

The Contract shall be completed
within

10

Months of the Commencement Date.

THE OFFERED TOTAL OF THE PRICES INCLUSIVE OF VALUE ADDED TAX IS:

.....
..... RAND (in words);

R (in figures)

This offer may be accepted by the Employer by signing the Acceptance part of this Form of Offer and Acceptance and returning one copy of this document to the tenderer before the end of the period of validity stated in the Tender Data, whereupon the Tenderer becomes the party named as the Contractor in the Conditions of Contract identified in the Contract Data.

SIGNED ON BEHALF OF/BY THE TENDERER:

NAME

SIGNATURE

CAPACITY

DATE

Name and address of Organisation:

.....
.....
.....

SIGNED BY WITNESS:

NAME

SIGNATURE

DATE

Acceptance

By signing this part of this Form of Offer and Acceptance, the Employer identified below accepts the Tenderer's offer. In consideration thereof, the Employer shall pay the Contractor the amount due in accordance with the Conditions of Contract identified in the Contract Data. Acceptance of the tenderer's offer shall form an Agreement between the Employer and the Tenderer upon the terms and conditions contained in this Agreement and in the Contract that is the subject of this Agreement.

The terms of the contract are contained in:

- Part C1: Agreements and Contract Data (which includes this Agreement)
- Part C2: Pricing Data
- Part C3: Scope Of Work

and drawings and documents or parts thereof, which may be incorporated by reference into Parts C1 to C4 above.

Deviations from and amendments to the documents listed in the Tender Data and any addenda thereto as listed in the Returnable Documents as well as any changes to the terms of the Offer agreed by the Tenderer and the Employer during this process of offer and acceptance, are contained in the Schedule of Deviations attached to and forming part of this Agreement. No amendments to or deviations from said documents are valid unless contained in this schedule which must be duly signed by the authorised representative(s) of both parties.

The tenderer shall within two weeks of receiving a completed copy of this Agreement, including the Schedule of Deviations (if any), or when or just after this Agreement comes into effect, contact the employer's agent (whose details are given in the Contract Data) to arrange the delivery of any bonds, guarantees, proof of insurance and any other documentation to be provided in terms of the Conditions of Contract identified in the Contract Data. Failure to fulfil any of these obligations in accordance with those terms shall constitute a repudiation of this agreement.

Notwithstanding anything contained herein, this Agreement comes into effect on the date when the tenderer receives one fully completed original copy of this document, including the Schedule of Deviations (if any). Unless the tenderer (now Contractor) within five days of the date of such receipt notifies the Employer in writing of any reason why he cannot accept the contents of this Agreement, this Agreement shall constitute a binding contract between the parties.

SIGNED ON BEHALF OF/BY THE EMPLOYER:

NAME	SIGNATURE
CAPACITY	DATE

RAY NKONYENI MUNICIPALITY

No 10 Conner Street
Port Shepstone
4240

SIGNED BY WITNESS:

NAME	SIGNATURE	DATE

Schedule of Deviations

Notes:

1. The extent of deviations from the tender documents issued by the Employer prior to the tender closing date is limited to those permitted in terms of the Conditions of Tender.
2. A tenderer's covering letter shall not be included in the final contract document. Should any matter in such letter, which constitutes a deviation as aforesaid, become the subject of agreements reached during the process of Offer and Acceptance, the outcome of such Agreement shall be recorded here.
3. Any other matter arising from the process of Offer and Acceptance either as a confirmation, clarification or change to the tender documents and which it is agreed by the Parties becomes an obligation of the Contract shall also be recorded here.
4. Any change or addition to the tender documents arising from the above Agreements and recorded here shall also be incorporated into the final draft of the Contract.

1. Subject
Details
.....
.....
.....
2. Subject
Details
.....
.....
.....
3. Subject
Details
.....
.....
.....
4. Subject
Details
.....
.....
.....

By the duly authorised representatives signing this Schedule of Deviations, the Employer and the Tenderer agree to and accept the foregoing Schedule of Deviations as the only deviations from and amendments to the documents listed in the Tender Data and addenda thereto as listed in the Returnable Documents, as well as any confirmation, clarification or changes to the terms of the offer agreed by the Tenderer and the Employer during this process of offer and acceptance.

It is expressly agreed that no other matter whether in writing, oral communication or implied during the period between the issue of the tender documents and the receipt by the Tenderer of a completed signed copy of this Agreement shall have any meaning or effect in the contract between the parties arising from this Agreement.

SIGNED ON BEHALF OF/BY THE TENDERER:

NAME

SIGNATURE

CAPACITY

DATE

SIGNED BY WITNESS:

NAME

SIGNATURE

DATE

SIGNED ON BEHALF OF/BY RAY NKONYENI MUNICIPALITY:

NAME

SIGNATURE

CAPACITY

DATE

SIGNED BY WITNESS:

NAME

SIGNATURE

DATE

RAY NKONYENI MUNICIPALITY
NOTICE NO: 019 OF 2025
TENDER NO: 8/2/RNM0569

CONFIRMATION OF RECEIPT

The Tenderer, (now Contractor), identified in the Offer part of this Agreement hereby confirms receipt from the Employer, identified in the Acceptance part of this Agreement, of one fully completed original copy of this Agreement, including the Schedule of Deviations (if any) today:

the(day) of (month) (year)

at (place)

SIGNED ON BEHALF OF/BY THE CONTRACTOR:

NAME

SIGNATURE

CAPACITY

SIGNED BY WITNESS:

NAME

SIGNATURE

RAY NKONYENI MUNICIPALITY
NOTICE NO: 019 OF 2025
TENDER NO: 8/2/RNM0569

C1.2. Contract Data

Part 1: Contract Data Provided by the Employer

GENERAL CONDITIONS OF CONTRACT

The following standardised General Conditions of Contract:

General Conditions of Contract for Construction Works (Third Edition, 2015)

Prepared by the South African Institution of Civil Engineering (SAICE) shall apply to and form the General Conditions of Contract for this contract. Copies of these Conditions of Contract are obtainable from the South African Institution of Civil Engineering (SAICE), Private Bag X200, Halfway House 1685, Tel: (011) 805 5947, Fax: (011) 805 5971, email: civilinfo@saice.org.za.

Copies of the General Conditions of Contract are available for inspection and scrutiny at the offices of the Employer's Agent.

The General Conditions of Contract 2015 makes references to the Contract Data for specific data, which, together with these conditions, collectively describe the risks, liabilities and obligations of the contracting parties and the procedures for the administration of the Contract. The Contract Specific Data shall have precedence in the interpretation of any ambiguity or inconsistency between it and the General Conditions of Contract.

The General Conditions of Contract shall be read in conjunction with the variations, amendments and additions set out in the Contract Specific Data below. Each item of data given is cross-referenced to the Clause in the General Conditions of Contract to which it mainly applies.

CONTRACT SPECIFIC DATA

The following Contract specific data are applicable to this Contract:

Clause 1.1.1.13: Defects Liability Period

The defects liability period is a period of 12 months, measured from the date of the Certificate of Completion.

Clause 1.1.1.14: Due Completion Date

The date for achieving Practical Completion is a date three (3) months after the Commencement Date.

Clause 1.1.1.15: Employer

The **Employer** is **RAY NKONYENI MUNICIPALITY**, represented by Ms Amanda Goqo and/or such person or persons duly authorised thereto by the Employer in writing, and the legal successors in title of this person and is referred to in this Contract Document as "Employer".

Clause 1.1.1.16: Engineer

The **Engineer**, referred to in the documents, is the firm of N/A, N/A acting through a Director, an Associate or an official authorised thereto in writing.

The name of the Engineer is: N/A or their successors duly appointed by the Employer.

Clause 1.1.1.26: Pricing Strategy

The Pricing Strategy is Re-measurement.

Clause 1.1.1.28: Scope of Work

Replace with the following:

"Scope of Work" means the document(s) containing the Standard Specifications, the Project Particular Specifications and the Drawings, that specify and describe the Works which are to be provided, and any other requirements and constraint relating to the manner in which the work is to be carried out.

Clause 1.1.1.34: Writing

Add the following Clause after Clause 1.1.1.34

1.1.1.35 “Drawings” means all drawings, calculations and technical information forming part of the Tender Documents (other than information contained in the Specifications) and any modifications thereof or additions thereto from time to time approved in writing by the Engineer or delivered to the Contractor by the Engineer.

Clause 1.2.1.2: Notices

The name of the Employer is : **RAY NKONYENI MUNICIPALITY**

The address of the Employer is : **10 Connor Street
Port Shepstone
4240**

The name of the Engineer is : **N/A**

The address of the Engineer is : **N/A**

Clause 1.3.5: Contractor’s Copyright

Add the following to Clause 1.3.5:

No part of any document or drawings issued with this enquiry may be copied, photographed or repeated in any manner or by any process without the written consent of the Engineer. Copyright is reserved on all designs, specifications, patents and patentable designs, systems and processes contained in the documents and drawings.

The person, firm, or body to whom these documents are issued or made available shall be held jointly and severally responsible in their personal and corporate capacities for any contravention of the requirements of Clause 1.3.5. The recipients of these documents shall treat the documents as well as the details contained herein as private and confidential.

Clause 3.1.3: Employer’s Approval Required

The Engineer is required to obtain the specific approval of the Employer before executing any of the following functions or duties:

1. Providing consent for subcontracting part of the contract in terms of Clause 4.4.
2. The issuing of an instruction to accelerate progress in terms of Clause 5.7.3.
3. Granting permission to work during non-working times in terms of Clause 5.8.1.
4. Suspend the progress of the works in terms of Clause 5.11.2.
5. The reduction of a penalty for delay in terms of Clause 5.13.2.
6. Issuing of instructions to carry out work on a daywork basis in terms of Clause 6.4.1.4.
7. The determination of additional or reduced costs arising from changes in legislation in terms of Clause 6.8.4.
8. The agreeing of the adjustment of the sums for general items in terms of Clause 6.11.
9. Authorizing the Contractor to repair and make good excepted risks in terms of Clause 8.2.2.2.

Clause 4.3: Legal Provisions

Add the following Clauses after Clause 4.3.2:

- 4.3.3 The Employer and the Contractor shall enter into an agreement to complete the work required for the construction of the works in terms of the provisions of Section 37(2) of the Occupational Health and Safety Act (No. 85 of 1993) and the Construction Regulations promulgated thereunder, as well as any further requirements stipulated in this contract document.
- 4.3.4 The Contractor shall provide proof to the Employer, within 14 days of the Commencement Date, that he/she has paid all contributions required in terms of the Compensation for Occupational Injuries and Diseases Act (Act No. 130 of 1993).

Clause 5.3: Commencement of Works

The Contractor shall commence executing the Works within 14 days from the Commencement Date.

Notwithstanding the above, the Contractor will not be permitted to commence executing the Works before the Form of Guarantee and required insurances and other specified items have been submitted and approved.

Clause 5.4: Access to the Site

Add the following clause after Clause 5.4.3:

- 5.4.4 The Contractor shall bear all costs and charges for special and temporary rights of way required by him in connection with access to the Site. The Contractor shall also provide at his/her own cost any additional facilities outside the Site required by him/her for the purposes of the Works.

Clause 5.5.1: Time for Practical Completion

The Works shall be completed within the time frame stipulated or tendered (as applicable) on the Summary of the Bill of Quantities, exclusive of the special non-working days and the year-end break and inclusive of the 14 day period referred to in Clause 5.3 above.

Clause 5.6.1: Programme of Works

The Contractor shall deliver the programme of work within 14 days of the Commencement Date. The programme shall clearly show the order in which the Contractor proposes to carry out the work, including the critical path, the proposed rate of progress and a linked cash flow forecast. The programme shall be updated monthly.

Clause 5.8: Non-Working Times

The special non-working days are the days falling in the year-end break and all gazetted public holidays falling outside the year end break.

The year-end break commences on 12 December 2025 and ends on 12 January 2026.

Clause 5.9: Instructions

Add the following Clauses after Clause 5.9.7:

- 5.9.8 Tender Drawings shall be used for tender purposes only and shall not be used for construction.

The Engineer shall have full power and authority to supply to the Contractor from time to time during the progress of the Works copies of such further drawings and such instructions as shall be necessary for the purpose of the proper and adequate execution and maintenance of the Works, which the Contractor shall carry out and be bound by.

Clause 5.12.2.2: Extension of Time

Regardless of the cause of any delay an extension of time will only be considered if it can be shown that the activity delayed is on the critical path indicated on the Programme of Works (Clause 5.6.1).

No extension of time will be granted in respect of any delays attributed to normal climatic conditions. Normal Climatic Conditions shall be deemed to include normal rainfall and associated wet conditions and materials, strong winds and extremes of temperature. However, in the event that delays to critical activities exceed the number of working days listed below for each month, then abnormal climatic conditions shall be deemed to exist, and an extension of time shall be granted in accordance with the provisions of that Clause.

The number of days quoted below shall be regarded as a fair estimate of the delays to be anticipated and allowed for under normal climatic conditions where inclement weather prevents or disrupts work on the critical path.

January	12 days	May	4 days	September	7 days
February	10 days	June	2 days	October	10 days
March	10 days	July	2 days	November	11 days
April	4 days	August	5 days	December	12 days

Claims for delays for abnormal climatic conditions shall be accompanied by substantiating facts and evidence, which shall be submitted timeously as each day or half-day delay is experienced. Should an extension of time be granted by the Engineer such extension of time will be added to the Time for Completion or set against any over-provision that may have occurred in the abovementioned schedule.

It shall be further noted that where the critical path is not affected, no extension of time for abnormal climatic conditions or for any other reason will be entertained.

Clause 5.12.3: Adjustment to General Items

Add the following to Clause 5.12.3

The cost of time related general items will be calculated on the basis of the number of days in Clause 5.5.1.

Clause 5.13.1: Penalty for Delay

The penalty for failing to complete the Works on time is 0.05% of the total Tender Sum per calendar day.

Clause 6.2: Security

The Deed of Guarantee is to be delivered to the Employer within 14 days of the Commencement Date.
The Performance Guarantee shall be worded as set out in the document included in C1.3.
The liability of the guarantee shall be for 10% of the Contract Price.

Clause 6.8.2: Contract Price Adjustment

Add the following to Clause 6.8.2:

The Contract Price shall not be subject to contract price adjustment.

Clause 6.8.3: Variation in Cost of Special Materials

Price adjustments for variations in the costs of special materials are not allowed.

Clause 6.10.1.5: Interim Payments – Materials on Site

The percentage advance on materials on site but not yet built into the Permanent Works is 80% (eighty percent).

Clause 6.10.3: Retention Money

The percentage retention on the amounts due to the Contractor is 10% (ten percent). The limit of retention is 5% of the Contract Price, including allowances for contingencies.

Clause 6.10.5: Payment of Retention Money

In the second line, delete the words “ .. one half of the retention money shall become due and paid to the Contractor when the Engineer shall have issued a Certificate of Completion in terms of Clause 5.14.4 and the other half when the Engineer ..” and replace with the words “.. the full limit of retention money shall be held until the Engineer ..”

Clause 6.10.5.1

In the sixth line, delete the words “ .. of the second half ..”

Clause 6.10.6: Set-Off and Delayed Payments

A guarantee in lieu of retention is not permitted.

Clause 8.6.1: Insurances

Clause 8.6.1.1.2

The value of the materials supplied by the Employer to be included in the insurance sum is R0.00 -Nil.

Clause 8.6.1.1.3

The amount to cover professional fees for repairing damage and loss to be included in the insurance sum is R0.00 -Nil.

Clause 8.6.1.3

The limit of indemnity for liability insurance is R5 000 000.00 for any single claim – the number of claims to be unlimited during the construction.

Clause 8.6.1.5: Additional Insurance

Additional Insurance is required for the following:

- a) Insurance of Construction Plant and Equipment (including tools, offices and other temporary structures and contents) and all other items (except those intended for incorporation into the Works) brought onto the site for a sum sufficient to provide for their replacement.
- b) Insurance in terms of the provisions of the Compensation for Occupational Injuries and Diseases Act No. 130 of 1993.
- c) Motor Vehicle Liability Insurance comprising (as a minimum) "Balance of Third Party" Risks including Passenger Liability Indemnity.

- d) Where the contract involves manufacturing and/or fabrication of the works or part thereof at premises other than the Site, the Contractor shall satisfy the Employer that all materials and equipment for incorporation in the works are adequately insured during manufacture and/or fabrication. In the event of the Employer having an insurable interest in such works during manufacture or fabrication then such interest shall be noted by endorsement to the Contractor's Policies of Insurance.
- e) The insurance policy held by the Contractor shall cover "wet risks" because a portion of the works will be in the confines of an existing river and stormwater channel.
- f) Professional Indemnity Insurance providing cover in an amount of not less than R5 000 000.00 in respect of each and every claim. This insurance shall remain in force after completion of this contract for a period of not less than 1 (one) year.

Clause 8.6.6: Proof of Payment

Add the following:

The contractor shall within 14 days of the Commencement Date provide the Employer/Engineer the relevant policy or policies of insurance.

Clause 9.2.1: Termination by the Employer

Add the following Clauses after Clause 9.2.1.3.7:

- 9.2.1.3.8 The Contractor fails to provide the required Guarantee and insurances within the prescribed time.
- 9.2.1.3.9 The Contractor committed a corrupt or fraudulent act during the procurement process or the execution of the contract.
- 9.2.1.3.10 An official or other role player committed any corrupt or fraudulent act during the procurement process or in the execution of the contract that benefited the Contractor.

Clause 10.5 and 10.6: Dispute Resolution

Dispute resolution shall be by standing adjudication panel or ad-hoc adjudication.

ADDITIONAL CONDITIONS OF CONTRACT

The additional Conditions of Contract are:

Clause 11: Contractor to Provide Everything Necessary

The Contractor is to provide all labour, material, workmanship, machinery and everything which is or may be necessary in and for the execution and entire completion of the Contract in accordance with the Conditions of Contract, Drawings and Scope of Work.

Clause 12: Details to be Confidential

The Contractor shall treat the details of the Works comprised in this Contract as private and confidential (save in so far as may be necessary for the purposes hereof) and shall not publish or disclose the same or any particulars thereof in any trade or technical paper elsewhere without prior written consent of the Engineer.

Part 2: Data Provided by the Contractor

Clause 1.2.1: Delivery of Notices

The name of the Contractor is

The address of the Contractor is

Physical Address

Postal Address

.....

.....

.....

.....

.....

.....

.....

.....

Telephone:

Fax:

Email:

SIGNED ON BEHALF OF/BY THE TENDERER:

NAME

SIGNATURE

CAPACITY

DATE

RAY NKONYENI MUNICIPALITY
NOTICE NO: 019 OF 2025
TENDER NO: 8/2/RNM0569

C1.3. Performance Guarantee

GUARANTOR DETAILS AND DEFINITIONS

"Guarantor: means:

Physical address:

"Employer" means: **RAY NKONYENI MUNICIPALITY**

"Contractor" means:"

"Engineer" means: **N/A**

"Works" means:

"Site" means:

"Contract: means: The Agreement made in terms of the Form of Offer and Acceptance and such amendments or additions to the Contract as may be agreed in writing between the parties.

"Contract Sum" means: The accepted amount inclusive of tax of
R

Amount in words:

"Guaranteed Sum" means: The maximum aggregate amount of
R

Amount in words:

"Expiry Date" means:

CONTRACT DETAILS

Engineer issues: Interim Payment Certificates, Final Payment Certificate and the Certificate Completion of the Works as defined in the Contract.

PERFORMANCE GUARANTEE

1. The Guarantor's liability shall be limited to the amount of the Guaranteed Sum.
2. The Guarantor's period of liability shall be from and including the date of issue of this Performance Guarantee and up to and including the Expiry Date or the date of issue by the Engineer of the Certificate of Completion of the Works or the date of payment in full of the Guaranteed Sum, whichever occurs first. The Engineer and/or the Employer shall advise the Guarantor in writing of the date on which the Certificate of Completion of the Works has been issued.
3. The Guarantor hereby acknowledges that:
 - 3.1. any reference in this Performance Guarantee to the Contract is made for the purpose of convenience and shall not be construed as any intention whatsoever to create an accessory obligation or any intention whatsoever to create a suretyship;
 - 3.2. its obligation under this Performance Guarantee is restricted to the payment of money.

4. Subject to the Guarantor's maximum liability referred to in 1, the Guarantor hereby undertakes to pay the Employer the sum certified upon receipt of the documents identified in 4.1 to 4.3:
 - 4.1. A copy of a first written demand issued by the Employer to the Contractor stating that payment of a sum certified by the Engineer in an Interim or Final Payment Certificate has not been made in terms of the Contract and failing such payment within seven (7) calendar days, the Employer intends to call upon the Guarantor to make payment in terms of 4.2;
 - 4.2. A first written demand issued by the Employer to the Guarantor at the Guarantor's physical address with a copy to the Contractor stating that a period of seven (7) days has elapsed since the first written demand in terms of 4.1 and the sum certified has still not been paid;
 - 4.3. A copy of the aforesaid payment certificate which entitles the Employer to receive payment in terms of the Contract of the sum certified in 4.
5. Subject to the Guarantor's maximum liability referred to in 1, the Guarantor undertakes to pay to the Employer the Guaranteed Sum or the full outstanding balance upon receipt of a first written demand from the Employer to the Guarantor at the Guarantor's physical address calling up this Performance Guarantee, such demand stating that:
 - 5.1. the Contract has been terminated due to the Contractor's default and that this Performance Guarantee is called up in terms of 5; or
 - 5.2. a provisional or final sequestration or liquidation court order has been granted against the Contractor and that the Performance Guarantee is called up in terms of 5; and
 - 5.3. the aforesaid written demand is accompanied by a copy of the notice of termination and/or the provisional/final sequestration and/or the provisional liquidation court order.
6. It is recorded that the aggregate amount of payments required to be made by the Guarantor in terms of 4 and 5 shall not exceed the Guarantor's maximum liability in terms of 1.
7. Where the Guarantor has made payment in terms of 5, the Employer shall upon the date of issue of the Final Payment Certificate submit an expense account to the Guarantor showing how all monies received in terms of this Performance Guarantee have been expended and shall refund to the Guarantor any resulting surplus. All monies refunded to the Guarantor in terms of this Performance Guarantee shall bear interest at the prime overdraft rate of the Employer's bank compounded monthly and calculated from the date payment was made by the Guarantor to the Employer until the date of refund.
8. Payment by the Guarantor in terms of 4 or 5 shall be made within seven (7) calendar days upon receipt of the first written demand to the Guarantor.
9. Payment by the Guarantor in terms of 5 will only be made against the return of the original Performance Guarantee by the Employer.
10. The Employer shall have the absolute right to arrange his/her affairs with the Contractor in any manner which the Employer may deem fit and the Guarantor shall not have the right to claim his/her release from this Performance Guarantee on account of any conduct alleged to be prejudicial to the Guarantor.
11. The Guarantor chooses the physical address as stated above for the service of all notices for all purposes in connection herewith.
12. This Performance Guarantee is neither negotiable nor transferable and shall expire in terms of 2, where after no claims will be considered by the Guarantor. The original of this Guarantee shall be returned to the Guarantor after it has expired.
13. This Performance Guarantee, with the required demand notices in terms of 4 or 5, shall be regarded as a liquid document for the purposes of obtaining a court order.
14. Where this Performance Guarantee is issued in the Republic of South Africa, the Guarantor hereby consents in terms of Section 45 of the Magistrate's Courts Act No 32 of 1944, as amended, to the jurisdiction of the Magistrate's Court of any district having jurisdiction in terms of Section 28 of the said Act notwithstanding that the amount of the claim may exceed the jurisdiction of the Magistrate's Court.

SIGNED AT:.....

GUARANTOR (1)

SIGNATURE

DATE

CAPACITY

GUARANTOR (2)

SIGNATURE

DATE

CAPACITY

WITNESS (1)

SIGNATURE

WITNESS (2)

SIGNATURE

RAY NKONYENI MUNICIPALITY
NOTICE NO: 019 OF 2025
TENDER NO: 8/2/RNM0569

C1.4. Occupational Health and Safety Agreement

AGREEMENT MADE AND ENTERED INTO BETWEEN RAY NKONYENI MUNICIPALITY (HEREINAFTER CALLED THE "EMPLOYER") AND

.....
(Contractor/Mandatory/Company/CC Name)

IN TERMS OF SECTION 37(2) OF THE OCCUPATIONAL HEALTH AND SAFETY ACT, ACT No. 85 OF 1993 AS AMENDED.

I,

Representing....., as an employer in its own right, do hereby undertake to ensure, as far as is reasonably practicable, that all work will be performed, and all equipment, machinery or plant used in such a manner as to comply with the provisions of the Occupational Health and Safety Act (OHSA) and the Regulations promulgated thereunder.

I furthermore confirm that I am/we are registered with the Compensation Commissioner and that all registration and assessment monies due to the Compensation Commissioner have been fully paid or that I/We are insured with an approved licensed compensation insurer

COID ACT Registration Number:

OR Compensation Insurer: Policy No.:

I undertake to appoint, where required, suitable competent persons, in writing, in terms of the requirements of OHSA and the Regulations and to charge him/them with the duty of ensuring that the provisions of OHSA and Regulations as well as the Council's Special Conditions of Contract, Way Leave, Lock-Out and Work Permit Procedures are adhered to as far as reasonably practicable.

I further undertake to ensure that any subcontractors employed by me will enter into an Occupational Health and Safety Agreement separately, and that such subcontractors comply with the conditions set.

I hereby declare that I have read and understand the appended Occupational Health and Safety Conditions and undertake to comply therewith at all times.

I hereby also undertake to comply with the Occupational Health and Safety Specification and Plan.

Signed at on the day of 20.....

SIGNED BY/ON BEHALF OF CONTRACTOR - MANDATORY

NAME

SIGNATURE

DATE

SIGNED BY WITNESS:

NAME

SIGNATURE

DATE

Signed at on the day of 20.....

SIGNED BY/ON BEHALF OF RAY NKONYENI MUNICIPALITY

NAME

SIGNATURE

DATE

SIGNED BY WITNESS:

NAME

SIGNATURE

DATE

Occupational Health and Safety Conditions

1. The Chief Executive Officer of the Contractor shall assume the responsibility in terms of Section 16(1) of the Occupational Health and Safety Act (as amended). Should the Contractor assign any duty in terms of Section 16(2), a copy of such assignment shall immediately be provided to the representative of the Employer as defined in the Contract.
2. All work performed on the Employer's premises shall be performed under the supervision of the construction supervisor who understand the hazards associated with any work that the Contractor performs on the site in terms of Construction Regulations 2014.
3. The Contractor shall appoint a Competent Person who shall be trained on any occupational health and safety aspect pertaining to them or to the work that is to be performed.
4. The Contractor shall ensure that he familiarises himself with the requirements of the Occupational Health and Safety Act and that he/she, his/her employees, and any sub-contractors, comply with them.
5. Discipline in the interests of occupational health and safety shall be strictly enforced.
6. Personal protective equipment shall be issued by the Contractor as required and shall be worn at all times where necessary.
7. Written safe work procedures and appropriate precautionary measures shall be available and enforced, and all employees shall be made conversant with the contents of these practices.
8. No substandard equipment/machinery/articles or substances shall be used on the site.
9. All incidents referred to in terms of Section 24 of the Occupational Health and Safety Act shall be reported by the Contractor to the Department of Labour and the Employer.
10. The Employer hereby obtains an interest in the issue of any formal inquiry conducted in terms of Section 32 of the Occupational Health and Safety Act and into any incident involving a Contractor and/or his/her employees and/or his/her sub-contractor/s.
11. No use shall be made of any of the Employer's machinery/plant/equipment/substance/personal protective equipment or any other article without prior arrangement and written approval.
12. No alcohol or any other intoxicating substance shall be allowed on the site. Any person suspected of being under the influence of alcohol or any other intoxicating substance shall not be permitted access to, or allowed to remain on the site.
13. Prior to commencement of any work, verified copies of all documents mentioned in the agreement, must be presented to the Employer.

Part C2: Pricing Data and Bill of Quantities

	<u>Page</u>
C2.1 Pricing Instructions	92
C2.2 Bill Of Quantities	93

RAY NKONYENI MUNICIPALITY

NOTICE NO: 019 OF 2025

TENDER NO: 8/2/RNM0569

C2.1. Pricing Instructions

- Measurement and payment shall be in accordance with the relevant provisions of the SANS specifications.
- The units of measurement described in the Bill of Quantities are metric units. Abbreviations used in the Bill of Quantities are as follows:

%	=	per cent	m ² .pass	=	square metre-pass
h	=	hour	m ³	=	cubic metre
ha	=	hectare	m ³ .km	=	cubic metre-kilometre
kg	=	kilogram	MN	=	meganewton
kℓ	=	kilolitre	MN.m	=	meganewton-metre
km	=	kilometre	MPa	=	megapascal
km-pass	=	kilometre-pass	No.	=	number
kPa	=	kilopascal	Prov sum	=	Provisional sum
kW	=	kilowatt	P C sum	=	Prime Cost sum
ℓ	=	litre	sum	=	lump sum
m	=	metre	t	=	ton (1 000 kg)
mm	=	millimetre	W/day	=	Work Day
m ²	=	square metre			

- Unless otherwise stated, items are measured net in accordance with the drawings, and no allowance is made for waste.
- The prices and rates to be inserted in the Bill of Quantities are to be the full inclusive prices for the work described under the items. Such prices and rates shall cover all costs and expenses that may be required in accordance with the provisions of the Scope of Work, and shall cover the cost of all general risks, liabilities, and obligations set forth or implied in the Contract Data, as well as overhead charges and profit. These prices shall be used as a basis for assessment of payment for additional work that may have to be carried out.
- It will be assumed that prices included in the Bill of Quantities are based on Acts, Ordinances, Regulations, By-laws, International Standards and National Standards that were published 28 days before the closing date for tenders. (Refer to www.sabs.co.za or www.iso.org for information on standards).
- Where the Scope of Work requires detailed drawings and designs or other information to be provided, all costs associated therewith are deemed to have been provided for and included in the unit rates and sum amount tendered for such items.
- The tender must complete the schedule of quantities in full items against which no price is entered are to be considered as incomplete and will the tender. items against which not applicable (N/A) or dash (-) is entered are to be incomplete and invalidate the tender. Items against which Nil or Zero (0) is entered are to be considered to be fully priced and tenderer will be expected to provide such items as specified at Zero (0) or Nil price.
- The quantities set out in the Bill of Quantities are approximate and do not necessarily represent the actual amount of work to be done. The quantities of work accepted and certified for payment will be used for determining payments due and not the quantities given in the Bills of Quantities.
- Reasonable compensation will be received where no pay item appears in respect of work required in the Bills of Quantities in terms of the Contract and which is not covered in any other pay item.
- The short descriptions of the items of payment given in the Bill of Quantities are only for the purposes of identifying the items. More details regarding the extent of the work entailed under each item appear in the Scope of Work.
- Descriptions in the Bill of Quantities are abbreviated and comply generally with those in the SANS 1200 Standardised Specifications.

RAY NKONYENI MUNICIPALITY
NOTICE NO: 019 OF 2025
TENDER NO: 8/2/RNM0569

C2.2. Bill of Quantities

CONTENTS	PAGE
SECTION 1 PRELIMINARY & GENERAL	94
SECTION 2 BUILDING WORKS.....	96
SECTION 3 PROVISIONAL SUMS.....	110
Summary of Bill of Quantities.....	111
Declaration.....	112

Amount

BILL NO. 1

PRELIMINARIES

MEANING OF TERMS "TENDER / TENDERER"

Any reference to the words "Tender" or "Tenderer" herein and/or in any other documentation shall be construed to have the same meaning as the words "Bid" or "Bidder"

PRELIMINARIES

1. The agreement is to be the General Conditions of Contract for Works of Civil Engineering Construction (2015) (Third Edition), published by the S. A. Institution Of Civil Engineering.
2. The Preliminaries are to be the Construction and management requirements for works contracts - Part 1: General engineering and construction works (SANS 1921-1: 2004 Edition 1) prepared by Standards South Africa and shall be deemed to be incorporated herein.
3. Tenderers are referred to the abovementioned documents for the full intent and meaning of each clause thereof (hereinafter referred to by heading and clause number only) for which such allowance must be made as may be considered necessary.
4. Where standard clauses or alternatives are not entirely applicable to this contract such modifications, corrections or supplements as will apply are given under each relevant clause heading.
5. denotes a fixed amount (amount not to be varied), "V" denotes an amount variable in proportion to value and "T" denotes an amount in proportion to time.
6. Time (T) related Preliminaries will only be adjusted for omissions or additions, issued by the Employer, or delays caused by the Employer, for which variation and extension of time has been granted.

PREAMBLES FOR TRADES

The Model Preambles for Trades 2008 as published by the Association of South African Quantity Surveyors shall be deemed to be incorporated in these bills of quantities and no claims arising from brevity of description of items fully described in the said Model Preambles will be entertained

Supplementary preambles are incorporated in these bills of quantities to satisfy the requirements of this project. Such supplementary preambles shall take precedence over the provisions of the Model Preambles

The contractor's prices for all items throughout these bills of quantities shall take account of and include for all of the obligations, requirements and specifications given in the said Model Preambles and in any supplementary preambles

Carried to Collection

R

Bill No. 1

Preliminaries

Amount

PRICING OF PRELIMINARIES

Should Option A, as set out in clause B10.3.1 hereinafter be used for the adjustment of preliminaries then each item priced is to be allocated to one or more of the three categories Fixed, Value Related or Time Related and the respective amounts entered in the spaces provided under each item

Items not priced in these Preliminaries shall be deemed to be included elsewhere in these Bills of Quantities.

SECTION A: GENERAL CONDITIONS OF CONTRACT

DEFINITIONS

DEFINITIONS AND INTERPRETATION

A1 General - Clause 1.0

1 Fixed: _____ Value related: _____ Time related: _____

Item

A2 Basis of contract - Clause 2.0

2 Fixed: _____ Value related: _____ Time related: _____

Item

A3 Employers Agents - Clause 3.0

3 Fixed: _____ Value related: _____ Time related: _____

Item

A4 Contractors general obligations - Clause 4.0

4 Fixed: _____ Value related: _____ Time related: _____

Item

A5 Time and related matters (clause 5) - As referred to in the Contract Data under Special Condition of Contract. The Contract Period shall be deemed to include all Non Working Days, Special Non - Working Days and the year-end Builders Annual Industry Holiday Period - Clause 5.0

5 Fixed: _____ Value related: _____ Time related: _____

Item

A6 Payments and related matters - Clause 6.0

6 Fixed: _____ Value related: _____ Time related: _____

Item

A7 Quality and related matters - Clause 7.0

7 Fixed: _____ Value related: _____ Time related: _____

Item

A8 Risk and related matters - Clause 8.0

8 Fixed: _____ Value related: _____ Time related: _____

Item

A9 Terminations of contract - clause 9

Carried to Collection

R

Bill No. 1

Preliminaries

		Amount
9	Fixed:_____ Value related:_____ Time related: _____	Item
	A10 Claims and disputes - Clause 10	
10	Fixed:_____ Value related:_____ Time related: _____	Item
	<u>LIABILITY INSURANCES</u>	
	Fixed:_____ Value related:_____ Time related: _____	
11	Clause 11.0	Item
	<u>EFFECTING INSURANCES</u>	
	Fixed:_____ Value related:_____ Time related: _____	
	No Clause	
	Fixed:_____ Value related:_____ Time related: _____	
12	Clause 12.0	Item
13	Clause 13	Item
	<u>SECURITY</u>	
	Sub-clause 14.1 amend to read: The employer shall have the right to choose the security to be provided in terms of 14.3 or 14.4 as stated in the schedule. The contractor shall provide the security required or chosen by the employer in the schedule substantially in the format prescribed in the tender documents that the contractor submitted a tender offer. The required security shall be provided in the time period prescribed by the employer in the conditional letter of acceptance of the contractor's tender offer.	
	Amend sub-clause 14.3.1 Replace "twelve point five percent (12.5%)" with "ten percent (10%)".	
	Amend sub-clause 14.4.1 Replace "seven point five percent (7.5%)" with "ten percent(10%)".	
	Add a new sub-clause 14.7(a) before clause 14.7: The construction guarantee provided by the contractor shall remain valid for the term of the agreement. In case of extensions, the security must also be extended or replaced by another of the same value, with an effective term equal to the term of extension. If the contractor fails to keep valid security for the duration of the agreement, the principal agent shall deduct an amount of 10% from each interim payment certificate and withhold the amount until the contractor provides a valid construction guarantee. Once the contractor provides the valid construction guarantee, the principal agent will then release the amount held from each payment certificate in the next payment certificate.	
	Amend sub-clause 14.7.1: Replace "two point five percent (2.5%)" with "five percent (5%)".	
	Carried to Collection	R
	Bill No. 1	
	Preliminaries	

		Amount
14	<p>Add sub-clause 14.9 A payment reduction of five (5%) of the value of each payment certificate up to a maximum of five (5%) of the contract sum will be applied until practical completion. At practical completion the amount withheld will be reduced to two point five (2.5%), which amount will reduce to nil (0%) when the final account is issued.</p> <p>Fixed:_____ Value related:_____ Time related:_____</p> <p>Clause 14.0</p> <p><u>EXECUTION</u></p> <p><u>PREPARATION FOR AND EXECUTION OF THE WORKS</u></p> <p>Clause 15.1 is amended by replacing “principal agent” with “employer”</p> <p>Fixed:_____ Value related:_____ Time related:_____</p>	Item
	<p>Clause 15.0</p> <p><u>ACCESS TO THE WORKS</u></p> <p>Fixed:_____ Value related:_____ Time related:_____</p>	Item
16	<p>Clause 16.0</p> <p><u>CONTRACT INSTRUCTIONS</u></p> <p>Fixed:_____ Value related:_____ Time related:_____</p>	Item
	<p>Clause 17.0</p> <p><u>SETTING OUT OF THE WORKS</u></p> <p>Fixed:_____ Value related:_____ Time related:_____</p>	Item
18	<p>Clause 18.0</p> <p><u>ASSIGNMENT</u></p> <p>Clause 19.0 is amended by replacing it with the following: 19.1 The contractor does not cede, delegate or assign any of its rights or obligations to any person. 19.2 Notwithstanding the above, the employer may, on written notice to the contractor, cede and delegate, handover, its rights and obligations under this contract to a Related Party or a Client of the employer. On cession the Client becomes the employer and takes full responsibility. For the purpose hereof the above clause:</p>	Item
	<p>Carried to Collection</p>	R
<p>Bill No. 1 Preliminaries</p>		

		Amount
19	<p>19.2.1 a "Related Party" means any entity that directly or indirectly, through one or more intermediaries, controls or is controlled by, or is under common control with the employer and includes any other "Organ of State" as defined in section 239 of the Constitution of the Republic of South Africa, 1996 and any entity or Organ of State for whom the Employer carries out the works or acts as an implementing agent, ("control" means the beneficial ownership of the majority in number of the issued equity of any entity (or the whole or majority of the entity's assets), and/or the right or ability to direct or otherwise control the entity or the votes attaching to the majority of the entity's equity and "controlled" or "under common control" shall have a similar meaning); and Client means the owner, funder and or sponsor of the project and or programme managed in terms of the MOA between the Client and DBSA</p> <p>Fixed:_____ Value related:_____ Time related:_____</p> <p>Clause 19.0</p> <p><u>NOMINATED SUBCONTRACTORS</u></p> <p>Fixed:_____ Value related:_____ Time related:_____</p>	Item
20	<p>Clause 20.0</p> <p><u>SELECTED SUBCONTRACTORS</u></p> <p>Sub-clause 21.1.2 to 21.1.4 and 21.2 to 21.6 amend to read: The contractor and principal agent shall appoint a selected subcontractor in accordance with the provisions of the Scope of Work.</p> <p>Fixed:_____ Value related:_____ Time related:_____</p>	Item
21	<p>Clause 21.0</p> <p><u>EMPLOYER'S DIRECT CONTRACTORS</u></p> <p>Fixed:_____ Value related:_____ Time related:_____</p>	Item
22	<p>Clause 22.0</p> <p><u>CONTRACTOR'S DOMESTIC SUBCONTRACTORS</u></p> <p>Clause 23 is amended by the addition of the following: Clause 23.3 The contractor may not subcontract the whole of the work without the written instruction or approval of the employer. In such event the employer may require the contractor to cede the contract to the subcontractor." Clause 23.4 The subcontractors appointed by the contractor to comply with the developmental and transformation requirements from the employer in terms of applicable legislation, including but not limited to the Preferential Procurement Policy Framework Act, 5 of 2000, and regulation thereto, will be domestic subcontractors for purposes of this agreement, and sub-clauses 23.1 and 23.2 will apply accordingly.</p>	Item
Carried to Collection		R
Bill No. 1 Preliminaries		

		Amount
	<p>Clause 23.5 The contractor shall submit the agreement for each subcontract to the Principal Agent and may redact all commercially sensitive information. Clause 23.6 Contractors failure to pay Subcontractors If the contractor fails to make payment of any amount due and payable to a subcontractor ("the Subcontractor debt") and the Principal Agent considers that the subcontractor debt has an adverse impact(s) on the progress of the works or the obligations of the contractor under the agreement, the Principal Agent may request evidence of payment to the subcontractor. In the absence of such evidence, the employer may (at its own discretion) pay the subcontractor debt directly to the subcontractor concerned. Such payment is, for all purposes under the agreement, regarded as a payment made on behalf of the contractor and at the request of and with the approval and consent of the contractor, as a payment towards the contract sum. As such, payment to the contractor shall be less the payment to the subcontractor. All adverse effects as a result of or arising from the subcontractor debt does not entitle the contractor to any cost or time.</p> <p>Fixed:_____ Value related:_____ Time related:_____</p>	
23	<p>Clause 23.0</p> <p><u>COMPLETION</u></p> <p><u>PRACTICAL COMPLETION</u></p> <p>Fixed:_____ Value related:_____ Time related:_____</p>	Item
24	<p>Clause 24.0</p> <p><u>WORKS COMPLETION</u></p> <p>Fixed:_____ Value related:_____ Time related:_____</p>	Item
25	<p>Clause 25.0</p> <p><u>FINAL COMPLETION</u></p> <p>Fixed:_____ Value related:_____ Time related:_____</p>	Item
26	<p>Clause 26.0</p> <p><u>LATENT DEFECTS LIABILITY PERIOD</u></p> <p>Fixed:_____ Value related:_____ Time related:_____</p>	Item
27	<p>Clause 27.0</p> <p><u>SECTIONAL COMPLETION</u></p> <p>Fixed:_____ Value related:_____ Time related:_____</p>	Item
28	<p>Clause 28.0</p>	Item
	Carried to Collection	R
	Bill No. 1	
	Preliminaries	

		Amount	
	<p><u>REVISION OF DATE FOR PRACTICAL COMPLETION</u></p> <p>Fixed:_____ Value related:_____ Time related:_____</p>		
29	<p>Clause 29.0</p> <p><u>PENALTY FOR NON-COMPLETION</u></p> <p>Clause 30 is amended by replacing reference to "36.3" at end of sentence with "36.0"</p> <p>Fixed:_____ Value related:_____ Time related:_____</p>	Item	
30	<p>Clause 30.0</p> <p><u>PAYMENT</u></p> <p><u>INTERIM PAYMENT TO THE CONTRACTOR</u></p> <p>Clause 31.9 is amended by replacing the words "seven (7) calendar days" in the first line by the words "thirty (30) calendar days"</p> <p>Clause 31.12 is amended by deleting the following:</p> <p>Payment shall be subject to the employer giving the contractor a tax invoice for the amount due</p> <p>Fixed:_____ Value related:_____ Time related:_____</p>	Item	
31	Clause 31.0	Item	
32	<p>Clause 32.0</p> <p>Clauses 32.13 is amended with the addition of the following: CPAP shall only be applicable to works that progress to later than twelve (12) months from commencement date. Where the period is prolonged beyond the first twelve months due to the delay or non- performance by the employer, the CPAP shall be applicable; however where the period is extended due contractor's failure to perform or delay caused by the contractor CPAP shall not be applicable. The contract value is to be adjusted using CPAP indices. The base month to be used to calculate CPAP is tender closing date. The value of the certificates issued shall be adjusted in accordance with the JBCC Contract Price Adjustment Schedules, from the thirteenth month of the works.</p> <p>Fixed:_____ Value related:_____ Time related:_____</p>	Item	
	<p><u>RECOVERY OF EXPENSE AND LOSS</u></p> <p>Fixed:_____ Value related:_____ Time related:_____</p>		
33	Clause 33.0	Item	
Carried to Collection		R	
Bill No. 1 Preliminaries			

		Amount	
<u>FINAL ACCOUNT AND FINAL PAYMENT</u>			
Clause 34.13 is amended by deleting the words "subject to the employer giving the contractor a tax invoice for the amount due"			
Fixed:_____ Value related:_____ Time related:_____			
34	Clause 34.0	Item	
<u>PAYMENT TO OTHER PARTIES</u>			
Fixed:_____ Value related:_____ Time related:_____			
35	Clause 35.0	Item	
<u>CANCELLATION</u>			
<u>CANCELLATION BY EMPLOYER – CONTRACTOR’S DEFAULT</u>			
Fixed:_____ Value related:_____ Time related:_____			
36	Clause 36.0	Item	
<u>CANCELLATION BY EMPLOYER – LOSS AND DAMAGE</u>			
Fixed:_____ Value related:_____ Time related:_____			
37	Clause 37.0	Item	
<u>CANCELLATION BY CONTRACTOR – EMPLOYER’S DEFAULT</u>			
Fixed:_____ Value related:_____ Time related:_____			
38	Clause 38.0	Item	
<u>CANCELLATION – CESSATION OF THE WORKS</u>			
Clause 39.3.5 is amended by the addition of the following at the end of the sentence: "within ninety (90) working days of completion of such a report"			
Fixed:_____ Value related:_____ Time related:_____			
39	Clause 39.0	Item	
<u>DISPUTE</u>			
<u>DISPUTE SETTLEMENT</u>			
Clause 40.0 is amended by removing all state clause amendments			
Fixed:_____ Value related:_____ Time related:_____			
40	Clause 40.0	Item	
Carried to Collection		R	
Bill No. 1			
Preliminaries			

		Amount
41	<p><u>SUBSTITUTE PROVISIONS</u></p> <p><u>STATE CLAUSES</u></p> <p>Add sub- clause 41.1.4 Notwithstanding any clause to the contrary, on cancellation of this agreement either by the employer or the contractor, or for any reason whatsoever, the contractor shall on written instruction, discontinue with the works on a stated date and withdraw himself from the site. The contractor shall not be entitled to refuse to withdraw from the works on the grounds of any lien or right of retention or on the grounds of any other right whatsoever.</p> <p>Clauses 21.0 Delete no clause</p> <p>Clause 39.2 Is amended by replacing the third sentence with the following: The employer shall pay the contractor all amounts due in terms of the contract for work completed at the date of termination or cancellation in terms of this clause 39.2, including retention money after deducting any amounts due to the employer. The employer will also return any guarantees still valid to the contractor after such cancellation.</p> <p>Clauses 39.2.1 to 39.2.3 Amend to no clause</p> <p>Clause 41.0 Clause 41.1.3 Is amended to read "CONSTRUCTION PERIOD" means the period commencing on the date on which possession of site is given to the contractor as stated in the schedule and ending on the date of practical completion</p>	
	Item	
42	<p><u>CONTRACT VARIABLES</u></p> <p><u>THE SCHEDULE (C1.2.2: CONTRACT SPECIFIC DATA)</u></p> <p><u>PRE-TENDER INFORMATION</u></p> <p>Fixed: _____ Value related: _____ Time related: _____</p> <p>Clause 42.0 Tenderers are referred to the document C1.2.2: Contract Specific Data for variables pertaining to this contract</p>	
	Item	
43	<p><u>SECTION B: JBCC PRELIMINARIES</u></p> <p><u>DEFINITIONS AND INTERPRETATION</u></p> <p>Fixed: _____ Value related: _____ Time related: _____</p> <p>B 1.1 Definitions and interpretation</p>	
	Item	
44	<p><u>DOCUMENTS</u></p> <p>Fixed: _____ Value related: _____ Time related: _____</p> <p>Fixed: _____ Value related: _____ Time related: _____</p> <p>Clause 2.6 is amended by replacing "JBCC Form of Tender" with "Form of Offer and Acceptance (C1.1)"</p> <p>B 2.1 Checking of documents</p>	
	Item	
Carried to Collection		
		R
Bill No. 1 Preliminaries		

			Amount
45	B 2.2 Provisional bills of quantities	Item	
46	B 2.3 Availability of construction documentation	Item	
47	B 2.4 Interests of agents	Item	
48	B 2.5 Priced documents	Item	
49	B 2.6 Tender submission	Item	
50	THE SITE		
51	B 3.1 Defined works area	Item	
52	B 3.2 Geotechnical investigation	Item	
53	B 3.3 Site inspection	Item	
Tenderers shall complete the Site Inspection Certificate included in the tender documents and return the same with the tender submission.			
Fixed:_____ Value related:_____ Time related:_____			
54	B 3.4 Existing premises occupied	Item	
55	B 3.5 Previous work – dimensional accuracy	Item	
56	B 3.6 Previous work – defects	Item	
57	B 3.8 Services – unknown	Item	
58	B 3.9 Protection of trees	Item	
59	B 3.10 Articles of value	Item	
60	B 3.11 Inspection of adjoining properties	Item	
<u>MANAGEMENT OF CONTRACT</u>			
Fixed:_____ Value related:_____ Time related:_____			
61	B 4.1 Management of the works	Item	
62	B 4.2 Programme for the works	Item	
63	B 4.3 Progress meetings	Item	
64	B 4.4 Technical meetings	Item	
65	B 4.5 Labour and plant records	Item	
66	B 5.1 Samples of materials	Item	
Fixed:_____ Value related:_____ Time related:_____			
Carried to Collection			
			R
Bill No. 1			
Preliminaries			

			Amount
67	B 5.2 Workmanship samples	Item	
68	B 5.4 Compliance with manufacturers' instructions	Item	
<u>TEMPORARY WORKS AND PLANT</u>			
69	B 6.1 Deposits and fees	Item	
70	B 6.2 Enclosure of the works	Item	
71	B 6.3 Advertising	Item	
72	B 6.4 Plant, equipment, sheds and offices	Item	
73	B 6.5 Main notice board	Item	
74	B 6.6 Subcontractors' notice board	Item	
<u>TEMPORARY SERVICES</u>			
75	B 7.1 Location	Item	
76	B 7.2 Water	Item	
77	B 7.3 Electricity	Item	
<u>Fixed: _____ Value related: _____ Time related: _____</u>			
78	B 7.5 Ablution facilities	Item	
<u>PRIME COST AMOUNTS</u>			
Fixed: _____ Value related: _____ Time related: _____			
79	B 8.1 Responsibility for prime cost amounts	Item	
80	B 9.1 General attendance	Item	
Fixed: _____ Value related: _____ Time related: _____			
81	B 9.2 Special attendance	Item	
82	B 9.3 Commissioning – fuel, water and electricity	Item	
<u>FINANCIAL ASPECTS</u>			
Fixed: _____ Value related: _____ Time related: _____			
Clauses B10.3.1 and B10.3.2 are amended by replacing “within fifteen (15) working days of taking possession of the site” with “in his priced bills of quantities submitted with his tender offer”			
83	B 10.1 Statutory taxes, duties and levies	Item	
Carried to Collection			R
Bill No. 1 Preliminaries			

		Amount
84	B 10.2 Payment for preliminaries Option A will apply and the contractor will not have the right to select Option B	Item
85	B 10.3 Adjustment of preliminaries Option A will apply and the contractor will not have the right to select Option B	Item
86	B 10.4 Payment certificate cash flow	Item
<u>GENERAL</u>		
Fixed:_____ Value related:_____ Time related:_____		
Fixed:_____ Value related:_____ Time related:_____		
Fixed:_____ Value related:_____ Time related:_____		
87	B 11.1 Protection of the works	Item
88	B 11.2 Protection / isolation of existing / sectionally occupied works	Item
89	B 11.3 Security of the works	Item
90	B 11.4 Notice before covering work	Item
91	B 11.5 Disturbance	Item
92	B 11.6 Environmental disturbance	Item
93	B 11.7 Works cleaning and clearing	Item
94	B 11.8 Vermin	Item
95	B 11.9 Overhand work	Item
96	B 11.10 Instruction manuals and guarantees	Item
97	B 11.11 As built information	Item
98	B 11.12 Tenant installations	Item
<u>SCHEDULE OF VARIABLES</u>		
Fixed:_____ Value related:_____ Time related:_____		
This schedule contains all variables referred to in this document and is divided into pre-tender and post-tender categories. The pre-tender category must be completed in full and included in the tender documents. Both the pre-tender and post-tender categories form part of these Preliminaries.		
Spaces requiring information must be filled in, shown as “not applicable” or deleted and not left blank. Where choices are offered, the non-applicable items are to be deleted. Where insufficient space is provided the information should be annexed hereto and cross-referenced to the applicable clause of the schedule. Key cross reference clauses are italicised in [] brackets		
Carried to Collection		R
Bill No. 1		
Preliminaries		

		Amount	
99	<p>B 12.1 Schedule of variables</p> <p><u>PRE-TENDER INFORMATION</u></p> <p>B 12.1.1 Provisional bills of quantities [B2.2]The quantities are provisional</p> <p>B 12.1.2 Availability of construction documentation [B2.3]Construction documentation is complete</p> <p>B 12.1.3 Interests of agents [B 2.4] Details: NONE</p> <p>B 12.1.4 Defined works area [B 3.1] Details: Refer to C4 Site Information</p> <p>B 12.1.5 Geotechnical investigation [B 3.2] Details: Attached to this document</p> <p>B 12.1.6 Existing premises occupied [B 3.4] Specific requirements: N/A</p> <p>B 12.1.7 Previous work – dimensional accuracy [B 3.5] Details: N/A</p> <p>B 12.1.8 Previous work - defects [B 3.6] Details: N/A</p> <p>B 12.1.9 Services - known [B 3.7] Details: N/A</p> <p>B 12.1.10 Protection of trees [B 3.9] Specific requirements: None</p> <p>B 12.1.11 Inspection of adjoining properties [B 3.111] Specific requirements: NONE</p> <p>B 12.1.12 Enclosure of the works [B 6.2] Specific requirements: The site must be suitably hoarded with at least a 1.8m high diamond mesh fence at all times with a limited number of restricted access points.</p> <p>B 12.1.13 Offices [B 6.4.3] Specific requirements: The contractor shall provide, keep clean and maintain and remove on completion of the works, air conditioned offices for the exclusive use of the Employer's agents comprising the following accommodation requirements:</p>	Item	
Carried to Collection		R	
Bill No. 1 Preliminaries			

Amount

<p>Site office which shall be used for site meetings and for the contractor's use. Such an office shall comprise a minimum of 20m2 in area and 3 m high, be ventilated, have good lamination, must be reasonably sound proof, and have a hard floor construction. It shall be furnished with a desk on which drawings can be rolled open and on which there is sufficient writing space and sufficient temporary chairs or benches to accommodate all persons present at site meetings. (Minimum 15-seater)</p> <p>The following facilities will be supplied to the employers representatives: - 15 Hardhats for employers representatives visiting the site - 15 Safety (High visibility) jackets for employer representatives visiting the site - 15 sets of safety Goggles - 15 sets of earplugs (when applicable)</p> <p>B 12.1.14 Main notice board</p> <p>[B 6.5] Specific requirements:</p> <p>The contractor shall provide, erect where directed, maintain and remove on completion of the works a notice board size 3 x 3m, constructed of suitable boarding with flat smooth surface and with edging bead 19mm thick round outer edges and projecting 12mm from face of boarding and rounded on front edge. The board shall be securely fixed to hoarding, where hoarding is provided, or fixed to and including a suitable supporting structure of timber or tubular posts and braces.</p> <p>B 12.1.15 Subcontractors' notice board</p> <p>[B6.6]A noticeboard is required:</p> <p>B 12.1.16 Water</p> <p>[B7.2.1]Option A (by contractor)</p> <p>[B7.2.2]Option B (by employer - free of charge) (yes/no) No</p> <p>[B7.2.3]Option C (by employer - metered) (yes/no) No</p> <p>B 12.1.17 Electricity</p> <p>[B7.3.1]Option A (by contractor) (yes/no) Yes</p> <p>[B7.3.2]Option B (by employer - free of charge) (yes/no) No</p> <p>[B7.3.3]Option C (by employer - metered)</p> <p>B 12.1.18 Telecommunications</p> <p>[B7.4]Telephone</p> <p>[B7.4]Facsimile. (yes/no)</p> <p>Yes</p> <p>[B7.4]E-mail (yes/no) Yes</p> <p>B 12.1.19 Ablution facilities</p> <p>[B7.5.1]Option A (by contractor) (yes/no) Yes</p> <p>[B5.7.2]Option B (by employer) (yes/no) No</p> <p>B 12.1.20 Protection of existing/sectionally occupied works</p> <p>[B11.2]Protection is required (yes/no) No</p> <p>B 12.1.21 Special attendance</p>			
Carried to Collection			R
Bill No. 1			
Preliminaries			

			Amount												
	<p>[B 9.2] Subcontractor (1) details: NONE</p> <p>[B 9.2] Subcontractor (2) details: NONE</p> <p>[B 9.2] Subcontractor (3) details: NONE</p> <p>[B 9.2] Subcontractor (4) details: NONE</p> <p>B 12.1.22 Protection of the works</p> <p>[B 11.1] Specific requirements: NONE</p> <p>B 12.1.23 Disturbance</p> <p>[B 11.5] Specific requirements:</p> <p>The contractor shall keep the site, structures, etc. well watered during operations to prevent dust and shall provide and erect and remove on completion of the works all necessary temporary dust screens all to the satisfaction of the principal agent</p> <p>B 12.1.24 Environmental disturbance</p> <p>[B 11.6] Specific requirements: As per Environmental Management Plan</p> <p><u>POST-TENDER INFORMATION</u></p> <p>B 12.2 Payment of preliminaries</p> <table><tr><td>[B10.2.1]Option A (prorated)</td><td>(yes/no)</td><td>Yes</td></tr><tr><td>[B10.2.2]Option B (calculated)</td><td>(yes/no)</td><td>No</td></tr></table> <p>B 12.2.2 Adjustment of preliminaries</p> <table><tr><td>[B10.3.1]Option A (three categories)</td><td>(yes/no)</td><td>Yes</td></tr><tr><td>[B10.3.2]Option B (detailed breakdown)</td><td>(yes/no)</td><td>No</td></tr></table> <p>B 12.2.3 Additional agreed preliminaries items</p> <p>Details:</p> <p><u>SECTION C: SPECIFIC PRELIMINARIES</u></p> <p>Section C contains specific preliminary items which apply to this contract</p> <p><u>C1 CONTRACT DRAWINGS</u></p> <p>Fixed: _____ Value related:_____ Time related: _____</p> <p>100 The drawings issued with the tender documents do not comprise the complete set but serve as a guide only for tendering purposes and for indicating the scope of the work to enable the tenderer to acquaint himself with the nature and extent of the works and the manner in which they are to be executed</p> <p><u>C2 TRADE NAMES</u></p> <p>Fixed: _____ Value related:_____ Time related: _____</p> <p>_____</p>	[B10.2.1]Option A (prorated)	(yes/no)	Yes	[B10.2.2]Option B (calculated)	(yes/no)	No	[B10.3.1]Option A (three categories)	(yes/no)	Yes	[B10.3.2]Option B (detailed breakdown)	(yes/no)	No		
[B10.2.1]Option A (prorated)	(yes/no)	Yes													
[B10.2.2]Option B (calculated)	(yes/no)	No													
[B10.3.1]Option A (three categories)	(yes/no)	Yes													
[B10.3.2]Option B (detailed breakdown)	(yes/no)	No													
			</												

		Amount
101	<p>Wherever a trade name for any product has been described in the bills of quantities, the tenderers attention is drawn to the fact that any other product of equal quality may be used subject to the written approval of the principal agent and specialist professional service provider where applicable.</p> <p><u>C3 IMPORTED MATERIALS AND EQUIPMENT</u></p> <p>Notwithstanding any provisions elsewhere regarding the adjustment of contract prices, the price of any item, material or equipment listed in terms of this clause shall be excluded from the Contract Price Adjustment Provisions (if applicable)</p> <p>Fixed: _____ Value related: _____ Time related: _____</p>	Item
102	<p>Where imported items are listed in the tender documents, the tenderer shall provide all the information called for, failing which the price of any such item, materials or equipment shall be excluded from currency fluctuations. (refer to Schedule of Imported Materials and Equipment to be completed by tenderer)</p> <p><u>HIV/AIDS AWARENESS</u></p> <p>It is required of the contractor to thoroughly study the HIV/AIDS Specification (PW 1544) of the Department that must be read together with and is deemed to be incorporated under this Section of the bills of quantities / lump sum document. Provision for pricing of HIV/AIDS awareness is made under items C11.1 to C11.5 hereafter and it is explicitly pointed out that all requirements of the aforementioned specification are deemed to be priced hereunder, as the said items represent the only method of measurement and no additional items or extras to the contract in this regard shall be entertained</p> <p>The contractor must take note that compliance with the HIV/AIDS Specification is compulsory. In the event of partial or total non-compliance, the principal agent, notwithstanding the provisions of Clause 31 of "Section 1: Preliminaries" or any other clause to the contrary, reserves the right to delay issuing any progress payment certificate until the contractor provides satisfactory proof of compliance. The contractor shall not be entitled to any compensation of whatsoever nature, including interest, due to such delay of payment</p> <p><u>C4.1 AWARENESS CAMPAIGN</u></p> <p>Fixed: _____ Value related: _____ Time related: _____</p>	Item
103	<p>Selection, appointment, briefing and making available of an Awareness Campaign including provision of all relevant services, all in accordance with the HIV/AIDS Specification</p> <p><u>C4.2 AWARENESS WORKSHOPS</u></p> <p>Fixed: _____ Value related: _____ Time related: _____</p>	Item
Carried to Collection		R
Bill No. 1 Preliminaries		

		Amount
104	<p>Selection and appointment of a competent Service Provider approved by the principal agent, provision of a Service Provider Workshop Plan and a suitable venue, conducting of awareness workshops by means of traditional and/or modern multi-media techniques, including follow-up courses, making available all tuition material and performing assessment procedures, all in accordance with the HIV/AIDS Specification</p> <p><u>C4.3 POSTERS, BOOKLETS, VIDEOS, ETC.</u></p> <p>Fixed:_____ Value related:_____ Time related:_____</p>	Item
105	<p>Provision, displaying, maintaining and replacing when necessary of four plastic laminated posters, booklets and educational videos, etc. for the duration of the construction period, all in accordance with the HIV/AIDS Specification</p> <p><u>C4.4 ACCESS TO CONDOMS</u></p> <p>Fixed:_____ Value related:_____ Time related:_____</p>	Item
106	<p>Provision and maintenance of condom dispensers fixed in position, including male and female condoms, replenishing male and female condoms on a daily basis as required for the duration of the construction period, all in accordance with the HIV/AIDS Specification</p> <p><u>C4.5 MONITORING</u></p> <p>Fixed:_____ Value related:_____ Time related:_____</p>	Item
107	<p>Monitoring HIV/AIDS awareness of workers, providing the principal agent with access to information including making available all reports, thoroughly completed and reflecting the correct information, for the duration of the construction period and close out, all in accordance with the HIV/AIDS Specification</p> <p><u>C5 OCCUPATIONAL HEALTH AND SAFETY ACT</u></p> <p>It is required of the contractor to thoroughly study the Health and Safety Specification that must be read together with and is deemed to be incorporated under this Section of the bills of quantities / lump sum document.</p> <p>The contractor must take note that compliance with the Occupational Health and Safety Act, Construction Regulations and Health and Safety Specification is compulsory. In the event of partial or total non-compliance, the principal agent, notwithstanding the provisions of Clause 31 of "Section 1: Preliminaries" or any other clause to the contrary, reserves the right to delay issuing any progress payment certificate until the contractor provides satisfactory proof of compliance. The contractor shall not be entitled to any compensation of whatsoever nature, including interest, due to such delay of payment.</p>	Item
Carried to Collection		R
Bill No. 1 Preliminaries		

		Amount
	<p>Provision for pricing of the Occupational Health and Safety Act, Construction Regulations and Health and Safety Specification is made under this clause and it is explicitly pointed out that all requirements of the aforementioned are deemed to be priced hereunder and no additional claims in this regard shall be entertained.</p> <p>Fixed:_____ Value related:_____ Time related:_____</p>	
108	<p>The contractor shall comply with all the requirements set out in the Construction Regulations, 2014 issued under the Occupational Health and Safety Act, 1993 (Act No.85 of 1993).</p> <p><u>C6 COVID-19 MONITORING & AWARENESS</u></p> <p>Fixed:_____ Value related:_____ Time related:_____</p>	Item
109	<p>The contractor shall comply with all the requirements set by Government and as required depending on the National Alert Level implemented at the time of construction. COVID-19 awareness and safe operating procedures must include, but are not limited to, daily screening of all workers and site visitors on arrival and departure, record keeping, daily awareness reminders, awareness posters, sanitising stations, PPE, etc. The contractor shall price opposite this item for the development and implementation of a COVID-19 plan and appointment of COVID-19 officer.</p> <p><u>C7 SUBCONTRACTING AS A CONDITION OF TENDER</u></p> <p>Fixed:_____ Value related:_____ Time related:_____</p>	Item
110	<p>The successful bidder shall be required to subcontract a minimum of 30% of the value of the Contract including labour and materials to EME'S or/and QSE'S enterprises determined in terms of section 9(1) of the Broad-Based Black Economic Empowerment Act. These sub-contractors can be selected from the CIDB database who are registered on the CSD for the purposes of compliance. Bidders shall make allowance in their preliminaries for any additional costs in this regard, for example, for the preparation of work packages, management of the subcontractors including site supervision, drafting and conclusion of subcontract agreements, subcontractor OHS plan approvals, etc., that may arise due to this commitment.</p> <p><u>C8 GENERAL LABOUR MINIMUM TARGETS</u></p> <p>Tenderers are to also note that it is an explicit condition of this tender that all unskilled labourers on the project are to be employed from the local community. The Contractor is therefore expected in general to maximise the involvement of the local community. Take note that the local labour employed must not be paid lower than the minimum approved Municipal rates in that district or area. The Contractor shall be required to submit employment data on a monthly basis to the Project Manager. Should the contractor at Works Completion, be in default by non-attainment of the above mentioned labour intensive targets, the Employer shall have the right to, without prejudice of any other rights, apply a penalty of not exceeding 5% of the contract sum.</p>	Item
Carried to Collection		R
Bill No. 1 Preliminaries		

		Amount
<p>Fixed:_____ Value related:_____ Time related:_____</p>		
111	<p>General Labour minimum target sit is mandatory that tenderers/bidders employ the minimum stipulated personnel on the contracts for the local community where the project is being implemented. This employment is outside the existing employees of the tenderers/bidders. For the general labour force, the minimum number of people to be employed for the duration of the Project will be calculated from the formula below.</p> <p><u>C9 LOCAL LABOUR</u></p> <p>Fixed:_____ Value related:_____ Time related:_____</p>	Item
112	<p>It is the intention that this Contract should make maximum use of the local labour force that is presently under-employed. To this end the Contractor shall limit the utilisation on the Contract of non-local employees to that of key personnel only and to employ and train local labour to the extent necessary for the execution and completion of this Contract. The Contractor shall fill in the form entitled Key Personnel in the Forms to be completed by the Bidder. The data stated on the above-mentioned form will be strictly monitored during the Contract period and any deviations there from shall be subject to the prior approval of the Principal Agent, which approval shall not be unreasonably withheld. The employment of casual labour will be done in co-operation with community leaders and local structures. The bidder shall ensure that all remuneration paid to employees is in line with the relevant sectorial determination in terms of the Basic Conditions of Employment Act, No 75 of 1997, as determined by the Department of Labour.</p> <p><u>C10 LOCAL MATERIAL</u></p>	Item
113	<p>Regarding procurement of materials, local is hereby defined as the district in which the project(s) is/are located. The minimum target for materials sourced locally is 20% of the contract value</p> <p><u>C11 NON ACCREDITED TRAINING OF LABOUR</u></p> <p>Fixed:_____ Value related:_____ Time related:_____</p>	Item
114	<p>The Contractor shall provide all the necessary on-the-job training to targeted labour to enable such labour to master the basic work techniques required to undertake the work in accordance with the requirements of the contract in a manner that does not compromise worker health and safety. The contractor shall be responsible for scheduling the training of workers and shall take all reasonable steps to ensure that each beneficiary is provided with a minimum of six (6) days of formal training if he/she is employed for 3 months or less and a minimum of ten (10) days if he/she is employed for 4 months or more. The Contractor shall do nothing to dissuade targeted labour from participating in training programmes. Proof of compliance with all the requirements must be provided by the Contractor to the Employer prior to submission of the final payment certificate.</p>	Item
Carried to Collection		R
Bill No. 1		
Preliminaries		

		Amount
<u>C12 ENVIRONMENTAL MANAGEMENT PLAN</u>		
Fixed:_____ Value related:_____ Time related:_____		
115	<p>The contractor shall comply with all the requirements in the environmental management plan attached to this document. It is required of the contractor to thoroughly study attached environmental management plan. The contractor must take note that compliance with the environmental management plan is compulsory. In the event of partial or total non-compliance, the principal agent, notwithstanding the provisions of Clause 31 of "Section 1: Preliminaries" or any other clause to the contrary, reserves the right to delay issuing any progress payment certificate until the contractor provides satisfactory proof of compliance. The contractor shall not be entitled to any compensation of whatsoever nature, including interest, due to such delay of payment. Provision for pricing of all the main contractors cost in this regard is made under this clause and are deemed to be priced hereunder and no additional claims in this regard shall be entertained.</p>	Item
Carried to Collection		R
Bill No. 1 Preliminaries		

		Amount
<u>BILL NO. 1</u>		
<u>PRELIMINARIES</u>		
<u>COLLECTION</u>		
	Page No	
Brought Forward from Page	1	
	2	
	3	
	4	
	5	
	6	
	7	
	8	
	9	
	10	
	11	
	12	
	13	
	14	
	15	
	16	
	17	
	18	
	19	
	20	
Carried to Summary	R	
Bill No. 1		
Preliminaries		

	Unit	Quantity	Rate	Amount
<p><u>BILL NO. 2</u> <u>ALTERATIONS</u></p> <p>For preambles see "Model Preambles for trades (2017 Edition)" and applicable Supplementary Preambles as specified in the Trades. The said Model and Supplementary Preambles apply to all work described in this document. Tenderers are therefore referred to these documents for the full meaning and intention of all descriptions and no claims of any kind whatsoever will be entertained in this regard.</p> <p><u>SUPPLEMENTARY PREAMBLES</u></p> <p>The contractor will be required to be compliant with regulations and quality standards outlined in the PW371 Construction works specifications, Second edition July 2013.</p> <p><u>View site</u></p> <p>Before submitting his tender the tenderer shall visit the site and satisfy himself as to the nature and extent of the work to be done and the value of the materials salvageable from the alterations. No claim for any variations of the contract sum in respect of the nature and extent of the work or of inferior or damaged materials will be entertained</p> <p><u>Explosives</u></p> <p>No explosives whatsoever may be used for alteration purposes unless otherwise stated</p> <p><u>General</u></p> <p>The contractor shall carry out the whole of the works with as little mess and noise as possible and with a minimum of disturbance to tenants in the building and to adjoining premises and their tenants. He shall provide proper protection and provide , erect and remove when directed , any temporary tarpaulins that may be necessary during the progress of the works, all to the satisfaction of the principal agent</p> <p>Doors, fanlights, windows, fittings, frames, linings, etc which are to remain the property of the employer shall be carefully taken out, temporarily stored, transported over a distance of approximately 5km to store and handed over to the employer</p>				
Carried to Collection			R	
Bill No. 2 Alterations				

		Unit	Quantity	Rate	Amount
	<p>Doors, fanlights, windows, fittings, frames, linings, etc which are to be re-used shall be thoroughly overhauled before refixing including taking off, easing and rehanging, cramping up, re-wedging as required and making good cramps, dowels, etc, and oiling, adjusting and repairing ironmongery as necessary, replacing any glass damaged in removal or subsequently and stopping up all nail and screw holes with tinted plastic wood to match timber, unless otherwise described . Re-painting or re-varnishing is given separately</p> <p>Prices for taking out of doors, windows, etc shall include for removal of all beads, architraves, ironmongery, etc</p> <p>Prices for taking out and removing doors and frames shall include for removing door stops, cabin hooks, etc</p> <p>With regard to building up of openings in existing walls, cement screeds and pavings, granolithic, tops of walls, etc, shall be levelled and prepared for raising of brickwork</p> <p>Making good of finishes shall include making good of the brick and concrete surfaces onto which the new finishes are applied, where necessary</p> <p>The contractor will be required to take all dimensions affecting the existing buildings on the site and he will be held solely responsible for the accuracy of all such dimensions where used in the manufacture of new items (doors, windows, fittings, etc.)</p> <p>Contractor to safely remove and reuse from previous phase to allow safe passage of clients</p> <p><u>TEMPORARY BARRICADES, SCREENS, ETC</u></p> <p><u>Temporary barricades, screens, roofs, etc including removal and reuse</u></p>				
1	<p>Welded galvanized mesh fencing 100x 100, 1.8m high including minimum 70% green shade cloth comprising of 2m bitumen gumpoles imbedded 200mm deep including all required concrete footings. Pole spacing to be 3m c/c including stays, straining wire and all required fixings complete.</p> <p>Note: The pricing of fencing will be deemed to include the removal refixing at position to be identified by the Architect after initial use.</p>	m	210,00		
	<p><u>REMOVAL OF EXISTING WORK</u></p> <p><u>Breaking up and removing reinforced concrete, including cutting off and removing reinforcement</u></p>				
2	Surface beds, stairs and landings	m ³	183		
	Carried to Collection			R	
	Bill No. 2 Alterations				

		Unit	Quantity	Rate	Amount
	<u>Breaking up and removing reinforced concrete, including cutting off and removing reinforcement and drainage pipe</u>				
3	Break out and remove existing drainage under the slab and compact soil fill to eng. detail	m	22,00		
	<u>Breaking down and removing brickwork etc</u>				
4	Half brick walls	m ²	22		
5	One brick walls	m ²	45		
	<u>Taking out and removing doors, windows, etc, including thresholds, sills, etc., and building up openings in brick walls, including making good cement plaster on side(s). (making good paintwork elsewhere)</u>				
6	Timber single door and steel frame not exceeding 2,5m	No	33		
7	Timber double door and steel frame exceeding 2,5m and not exceeding 5m	No	9		
8	Steel roller shutter doors size 2600mm x 2720mm high	No	4		
	<u>Taking out and removing doors, windows, etc, including burglars thresholds, sills, etc., and building up openings in brick walls, including making good cement plaster on side(s) (making good paintwork elsewhere)</u>				
9	Aluminium windows from one brick wall not exceeding 2,5 square metre flat	No	25		
10	Aluminium windows from one brick wall not exceeding 3 square metre flat	No	11		
11	Aluminium windows from one brick wall not exceeding 3,5 square metre flat	No	6		
12	Aluminium windows from one brick wall not exceeding 4 square metre flat	No	5		
13	Aluminium windows from one brick wall not exceeding 15 square metre flat	No	2		
14	Aluminium shopfront door size 5300mm x 2600mm high	No	1		
15	Aluminium shopfront door size 3000mm x 2600mm high	No	3		
16	Aluminium circular windows not exceeding 2000mm diameter	No	1		
	Carried to Collection			R	
	Bill No. 2 Alterations				

		Unit	Quantity	Rate	Amount
	<u>Taking down and removing roofs, floors, panelling, ceilings, partitions, etc.</u>				
17	Asbestos roof covering pitched including timber trusses and purlins, ceilings and cornices, eaves soffit covering, fascia's, barge boards, gutters and rainwater pipes	m ²	346		
	<u>Taking out and removing sundry joinery work, fittings, etc</u>				
18	Timber skirting's	m	388		
	<u>Taking up and removing wood block floor coverings, vinyl floor coverings, carpets, etc and preparing screeds for new floor coverings</u>				
19	Vinyl tile floor covering	m ²	175		
20	Carpet tile floor covering	m ²	35		
	<u>Taking out and removing fence</u>				
21	Removal of existing front entrance fence including gate, posts etc	m	18,00		
	<u>Hacking up/off and removing granolithic, screeds, plaster, etc from concrete or brickwork and preparing surfaces for new screed, plaster, tile finishes, etc</u>				
22	20mm Screed from floors in patches, including making good to floors to receive new tiles	m ²	165		
	<u>Hacking up/off and removing ceramic tiles including removing mortar bed or adhesive from concrete or brickwork and preparing surfaces for new screed, plaster, tile finish, etc</u>				
23	Tiles to floors and risers of stairs	m ²	317		
	<u>Taking out and removing partition drywalls including doors etc, traps, etc and making good floor and wall finishes</u>				
24	Partition drywalls not exceeding 2000mm high	m	36		
	<u>Taking out and removing sanitary fittings, tanks, geysers, etc, including disconnecting from pipes, traps, etc and making good floor and wall finishes (making good tiling and paintwork elsewhere)</u>				
25	Stainless steel sink and drainer including timber cupboard 1800mm x 350 mm x 650 mm high	No	1		
26	Vitreous china wash hand basin	No	9		
27	Vitreous china urinal	No	5		
	Carried to Collection			R	
	Bill No. 2 Alterations				

26

BILL NO. 2
ALTERATIONS
COLLECTION

Amount

Page No

Brought Forward from Page
22
23
24
25
26

Carried to Summary

R

28

29

Bill No. 3
Earthworks

		Amount
<u>BILL NO. 3</u>		
<u>EARTHWORKS</u>		
<u>COLLECTION</u>		
	Page No	
Brought Forward from Page	28	
	29	
	30	
Carried to Summary	R	

Bill No. 3

Earthworks

31

	Unit	Quantity	Rate	Amount
<p><u>BILL NO. 4</u></p> <p><u>CONCRETE, FORMWORK AND REINFORCEMENT</u></p> <p>For preambles see "Model Preambles for trades (2017 Edition)" and applicable Supplementary Preambles as specified in the Trades. The said Model and Supplementary Preambles apply to all work described in this document. Tenderers are therefore referred to these documents for the full meaning and intention of all descriptions and no claims of any kind whatsoever will be entertained in this regard.</p> <p><u>SUPPLEMENTARY PREAMBLES</u></p> <p>The contractor will be required to be compliant with regulations and quality standards outlined in the PW371 Construction works specifications, Second edition July 2013.</p> <p><u>Cost of tests</u></p> <p>The costs of making, storing and testing of concrete test cubes as required under clause 7 Tests of SABS 1200 G shall include the cost of providing cube moulds necessary for the purpose, for testing costs and for submitting reports on the tests to the pri</p> <p><u>Formwork</u></p> <p>Descriptions of formwork shall be deemed to include use and waste only (except where described as 'left in' or 'permanent'), for fitting together in the required forms, wedging, plumbing and fixing to true angles and surfaces as necessary to ensure easy r</p> <p>The vertical strutting shall be carried down to such construction as is sufficiently strong to afford the required support without damage and shall remain in position until the newly constructed work is able to support itself</p> <p>Formwork to soffits of solid slabs etc. shall be deemed to be to slabs not exceeding 250mm thick unless otherwise described</p> <p>Formwork to soffits of slabs, beams, etc. shall be deemed to be propped up exceeding 1,5m and not exceeding 3,5m high unless otherwise described</p> <p>Formwork to sides of bases, pile caps, ground beams, etc. will only be measured where it is prescribed by the engineer for design reasons. Formwork necessitated by irregularity or collapse of excavated faces will not be measured and the cost thereof shal</p>				
Carried to Collection			R	
<p>Bill No. 4</p> <p>Concrete, Formwork And Reinforcement</p>				

		Unit	Quantity	Rate	Amount
	<u>UNREINFORCED CONCRETE CAST AGAINST EXCAVATED SURFACES</u>				
	<u>10MPa/19mm concrete</u>				
1	Blinding under footings and bases	m ³	1		
	<u>REINFORCED CONCRETE CAST ON/IN FORMWORK</u>				
	<u>30MPa/19mm concrete</u>				
2	Surface beds	m ³	90		
3	Slabs	m ³	12		
4	Staircases	m ³	12		
5	Beams	m ³	1		
	<u>REINFORCED CONCRETE CAST AGAINST EXCAVATED SURFACES</u>				
	<u>25MPa/19mm concrete</u>				
6	Strip footings	m ³	22		
7	Surface Beds	m ³	13		
	<u>TEST CUBES</u>				
	<u>Test cubes</u>				
8	Making and testing 150 x 150 x 150mm concrete strength test cube (Provisional) (Set of 6)	No	15		
	<u>CONCRETE SUNDRIES</u>				
	<u>Finishing top surfaces of concrete smooth with a wood float (LIC)</u>				
9	Surface beds, slabs, etc.	m ²	523		
	<u>SMOOTH FORMWORK (DEGREE OF ACCURACY II) (CPAP WORK GROUP NO. 111)</u>				
	<u>Smooth formwork to sides</u>				
10	Steps	m ²	35		
	<u>Smooth formwork to soffits</u>				
11	Slabs propped up exceeding 1.5m and not exceeding 3.5m high	m ²	50		
12	Beams	m ²	11		
	Carried to Collection			R	
	Bill No. 4				
	Concrete, Formwork And Reinforcement				

		Unit	Quantity	Rate	Amount
<u>REINFORCEMENT (CPAP WORK GROUP NO. 114)</u>					
<u>High tensile steel reinforcement to structural concrete work</u>					
13	Various Diameter bars	Tonnes	8		
<u>Fabric reinforcement</u>					
14	Type 245 fabric reinforcement in concrete surface beds etc.	m ²	523		
Carried to Collection				R	
Bill No. 4					
Concrete, Formwork And Reinforcement					

		Amount
<u>BILL NO. 4</u>		
<u>CONCRETE, FORMWORK AND REINFORCEMENT</u>		
<u>COLLECTION</u>		
	Page No	
Brought Forward from Page	32	
	33	
	34	
Carried to Summary	R	
Bill No. 4		
Concrete, Formwork And Reinforcement		

	Unit	Quantity	Rate	Amount
<p><u>BILL NO. 5</u></p> <p><u>MASONRY</u></p> <p>For preambles see "Model Preambles for trades (2017 Edition)" and applicable Supplementary Preambles as specified in the Trades. The said Model and Supplementary Preambles apply to all work described in this document. Tenderers are therefore referred to these documents for the full meaning and intention of all descriptions and no claims of any kind whatsoever will be entertained in this regard.</p> <p><u>SUPPLEMENTARY PREAMBLES</u></p> <p>The contractor will be required to be compliant with regulations and quality standards outlined in the PW371 Construction works specifications, Second edition July 2013.</p> <p><u>BRICKWORK (LIC)</u></p> <p><u>Sizes in descriptions</u></p> <p>Where sizes in descriptions are given in brick units, 'one brick' shall represent the length and 'half brick' the width of a brick</p> <p><u>Bagged and sealed walls</u></p> <p>Walls in two skins described as 'bagged and sealed' shall be deemed to include having the outer face of the inner skin bagged with 1:6 cement and sand mixture and sealed with two coats bitumen emulsion waterproofing coating</p> <p><u>Face bricks</u></p> <p>Bricks shall be ordered timeously to obtain uniformity in size and colour</p> <p>The facebrick specified is Roan Satin by Corobrik or similar approved.</p> <p><u>Pointing</u></p> <p>Descriptions of recessed pointing to fair face brickwork and face brickwork shall be deemed to include square recessed, hollow recessed, weathered pointing, etc.</p> <p><u>Making Good</u></p> <p>The contractor must make good of all damaged brickwork during demolition works. The contractor must carefully store bricks from demolished portions for re-use in certain areas to ensure uniformity.</p>				
Carried to Collection			R	
<p>Bill No. 5</p> <p>Masonry</p>				

		Unit	Quantity	Rate	Amount
	Repointing of facebrick jointing where required: Begin the work at the top, gradually working down the wall to ensure that all the dust and damping down is below any completed work. Clean the joints out to a minimum depth of the mortar thickness. The clea				
	<u>BRICKWORK IN FOUNDATIONS (PROVISIONAL) (LIC)</u>				
	<u>Brickwork of NFX bricks (14 MPa nominal compressive strength) in class II mortar</u>				
1	One brick walls (provisional)	m ²	12		
	<u>BRICKWORK IN SUPERSTRUCTURE (LIC)</u>				
	<u>Brickwork of NFP bricks in class II mortar</u>				
2	One brick walls	m ²	212		
3	Half brick walls	m ²	221		
4	Half brick walls in beamfilling	m ²	42		
	<u>BRICKWORK SUNDRIES</u>				
	<u>Sundries</u>				
	<u>2,5mm Brickwork reinforcement</u>				
5	75mm Wide reinforcement built in horizontally	m	932		
6	150mm Wide reinforcement built in horizontally	m	848		
	<u>Prestressed fabricated concrete lintels including necessary temporary supports</u>				
7	110 X 75mm Lintels in lengths not exceeding 3m	m	350		
	<u>Turning pieces to lintels etc.</u>				
8	110mm Wide turning pieces	m	350		
	<u>Nutec Pressed Fibre Cement Window Cills with Half Round Scotia Trim</u>				
9	22 x 140mm Wide sills set flat and slightly projecting	m	22,00		
	<u>PAVING ETC</u>				
	<u>Paving of double zig-zag (shape S-A) interlocking precast concrete paving blocks complying with SANS 1058, with butt joints on 75mm thick river sand bed with sand swept into joints, including preparation of ground or filling</u>				
10	Paving of 65mm thick blocks including edge blocks, excavations, compaction and riversand bed etc.	m ²	320,00		
	Carried to Collection			R	
	Bill No. 5 Masonry				

Bill No. 5
Masonry

		Amount
<u>BILL NO. 5</u>		
<u>MASONRY</u>		
<u>COLLECTION</u>		
	Page No	
Brought Forward from Page	36	
	37	
	38	
Carried to Summary	R	
Bill No. 5		
Masonry		

	Unit	Quantity	Rate	Amount
<u>BILL NO. 6</u> <u>WATERPROOFING</u>				
<p>For preambles see "Model Preambles for trades (2017 Edition)" and applicable Supplementary Preambles as specified in the Trades. The said Model and Supplementary Preambles apply to all work described in this document. Tenderers are therefore referred to these documents for the full meaning and intention of all descriptions and no claims of any kind whatsoever will be entertained in this regard.</p>				
<u>SUPPLEMENTARY PREAMBLES</u>				
<p>The contractor will be required to be compliant with regulations and quality standards outlined in the PW371 Construction works specifications, Second edition July 2013.</p>				
<u>Waterproofing</u>				
<p>Waterproofing of roofs, basements, etc. shall be laid under a ten year guarantee. Waterproofing to roofs shall be laid to even falls to outlets etc. with necessary ridges, hips and valleys. Descriptions of sheet or membrane waterproofing shall be deemed</p>				
<p>Derbigum waterproofing to be installed by an Approved Derbigum contractor and issue a 10 year guarantee certificate.</p>				
<u>DAMPPROOFING OF WALLS AND FLOORS</u>				
<u>One layer 375 micron embossed polyethylene dampproof course (SANS 952-1985 type B) (LIC)</u>				
1	In walls	m ²	33,00	
2	In walls vertically at reveals	m ²	12,00	
<u>One layer 250 micron green polyethylene waterproof sheeting (SANS 952-1985 type C) sealed at laps with PVC self-adhesive tape (LIC)</u>				
3	Under surface beds	m ²	523,00	
<u>Polymer Modified Bitumen Membrane Roof Waterproofing on screed</u>				
<u>Application of Derbigum Torch-on Waterproofing</u>				
4	One layer Derbigum SP4 with 75mm side and 100mm end laps, sealed to bitumen primed surface to falls and cross-falls by means of "Torchfusion" to roof slab	m ²	249	
Carried to Collection			R	
Bill No. 6 Waterproofing				

41

		Amount
<u>BILL NO. 6</u>		
<u>WATERPROOFING</u>		
<u>COLLECTION</u>		
	Page No	
Brought Forward from Page	40	
	41	
Carried to Summary	R	

Bill No. 6
Waterproofing

42

		Unit	Quantity	Rate	Amount
<u>BILL NO. 7</u> <u>ROOF COVERINGS</u>					
<p>For preambles see "Model Preambles for trades (2017 Edition)" and applicable Supplementary Preambles as specified in the Trades. The said Model and Supplementary Preambles apply to all work described in this document. Tenderers are therefore referred to these documents for the full meaning and intention of all descriptions and no claims of any kind whatsoever will be entertained in this regard.</p>					
<u>SUPPLEMENTARY PREAMBLES</u>					
<p>The contractor will be required to be compliant with regulations and quality standards outlined in the PW371 Construction works specifications, Second edition July 2013.</p>					
<u>Roof Coverings</u>					
<u>Long span klip-lok 406 aluminium roof sheeting on purlins spaced at max 1200mm c/c on T&G isoboard on treated timber trusses timber rafters (38x150mm) spaced max 1200mm c/c on 38x114mm wall plates. to comply with sans 10400-I (or as specified by roof specialist)</u>					
1	Roof covering with pitches not exceeding 5 degrees	m ²	380,00		
2	Specialized Curved Corrugated steel roof covering and steel purlins complete including fascia, barge boards, gutters and rainwater pipes etc (To be approved by Architect prior any installation by specialist)	m ²	640,00		
<u>ROOF AND WALL INSULATION (CPAPWORK GROUP NO. 122)</u>					
<u>Multi-layered reinforced double-sided aluminium foil sheeting in accordance with SANS 1381-4 with a mass of not less than 293g/m2 and a Class I fire rating in accordance with SANS 0177-3</u>					
3	FR405 or similar approved polyethylene bubblefold aluminiumfoil faced one side sheeting	m ²	1 020,00		
Carried to Summary				R	
Bill No. 7 Roof Coverings					

	Unit	Quantity	Rate	Amount
<p><u>BILL NO. 8</u> <u>CARPENTRY AND JOINERY</u></p> <p>For preambles see "Model Preambles for trades (2017 Edition)" and applicable Supplementary Preambles as specified in the Trades. The said Model and Supplementary Preambles apply to all work described in this document. Tenderers are therefore referred to these documents for the full meaning and intention of all descriptions and no claims of any kind whatsoever will be entertained in this regard.</p> <p><u>SUPPLEMENTARY PREAMBLES</u></p> <p>The contractor will be required to be compliant with regulations and quality standards outlined in the PW371 Construction works specifications, Second edition July 2013.</p> <p><u>Fixing</u></p> <p>References given in descriptions refer to the respective types of trusses detailed on the architect drawings annexed to these bills of quantities for tender purposes. All drawings must be referred to for accurate pricing and details.</p> <p>Dimensions in descriptions of trusses are nominal and actual measurements are to be obtained from the architect/engineer and/or taken on site before design or fabrication commences</p> <p>Items described as 'nailed' shall be deemed to be fixed with hardened steel nails or pins, or to be shot-pinned, to brickwork or concrete</p> <p>Items described as 'plugged' shall be deemed to include screwing to fibre, plastic or metal plugs at not exceeding 500mm centres, and where described as 'bolted', the bolts have been given elsewhere</p> <p><u>Joinery</u></p> <p>Descriptions of frames shall be deemed to include frames, transomes, rails, etc.</p> <p>Descriptions of hardwood joinery shall be deemed to include sinking and pelleting heads and nuts of bolts</p> <p>All staff worktops to be made from 0.8mm Formica High Pressure Laminate (HPL with Loglare finish) SANS ISO 4586:1995 to upper faces bonded to 25mm thick WISA Birch Plywood - face grade B/BB, with exposed square edges all round. Catalysed clear coat to int</p>				
Carried to Collection			R	
Bill No. 8 Carpentry And Joinery				

		Unit	Quantity	Rate	Amount
<u>ROOFS ETC</u>					
<u>PLATE NAILED TIMBER ROOF TRUSS CONSTRUCTION ETC</u>					
<u>Sawn softwood grade 6</u>					
1	38 x 114mm Wall plates	m	264,00		
2	Supply and install roof trusses complete with pitch not exceeding 5 degrees, including all connections to ensure TR1 and TR2 certification to building size measured on flat	m ²	380		
<u>EAVES, VERGES, ETC</u>					
<u>Fibre Cement</u>					
3	15 x 200mm Fascias and barge boards	m	140,00		
<u>SKIRTINGS</u>					
<u>Wrought softwood</u>					
4	16 x 76mm Skirtings, plugged including 19mm quadrant	m	1 987,00		
<u>DOORS</u>					
<u>Doors fixed to steel frames including 100 x 75mm double washered solid brass butt hinges</u>					
The contractor is requested to note all doors as per the architects schedule on the attached drawings. All doors to have full height frames with matching timber panels to close off the gap between the ceiling and the top of the door.					
5	Supply and hang doors size 900mm x 2125mm high (D4, D5, D7, D8, D9, D10, D11,D12, D13,D14,D15,D16,D17,18, D19, D20, D29, D30, D38) flush panel solid core door including frames, hinges and ironmongery as per architects schedule	No	19		
6	Supply and hang doors size 762mm x 2032mm high (D3, D13, D16, D22) flush panel solid core door including frames, hinges and ironmongery as per architects schedule	No	6		
7	Supply and hang doors size 1930mm x 2134mm high (D37) flush panel solid core door including frames, hinges and ironmongery as per architects schedule	No	1		
8	Supply and hang doors size 1502mm x 2280mm high (D21) flush panel solid core door including frames, hinges and ironmongery as per architects schedule	No	1		
Carried to Collection				R	
Bill No. 8					
Carpentry And Joinery					

		Unit	Quantity	Rate	Amount
9	Supply and hang doors size 2102mm x 2280mm high (D35,D36) flush panel solid core door including frames, hinges and ironmongery as per architects schedule	No	2		
10	Supply and hang doors size 2110mm x 2280mm high (D3, D13, D16, D22) flush panel solid core door including frames, hinges and ironmongery as per architects schedule	No	4		
	<u>Built-in Cupboards etc.</u>				
11	22mm thick WISA Birch Ply BIC with 22 x 22mm edging to front and one side only size 1900 x 350mm deep including varnishing to specification for kitchenette	No	7		
12	22mm thick WISA Birch Ply BIC with 22 x 22mm edging to front only size 1905 x 400mm deep including varnishing to specification for rooms	No	3		
	<u>Sawn softwood grade 6</u>				
13	38x114mm Stained timber cladding	m²	30		
14	Pergola timber cover over seating area including 2x 20x120mm aluminium post to eng. detail	m²	52		
	<u>Vacsol Azure Treated Timber</u>				
15	13x102 mm thick timber roofing ceiling	m²	16		
	<u>BUDGETARY ALLOWANCES</u>				
	<u>Budgetary Allowance</u>				
16	Provide the sum of R 150 000,00 (One Hundred and Thousand Rands) for Capentry and Joinery Sundry Items	Item			
Carried to Collection				R	
Bill No. 8					
Carpentry And Joinery					

		Amount
<u>BILL NO. 8</u>		
<u>CARPENTRY AND JOINERY</u>		
<u>COLLECTION</u>		
	Page No	
Brought Forward from Page	44	
	45	
	46	
Carried to Summary	R	
Bill No. 8		
Carpentry And Joinery		

48

	Unit	Quantity	Rate	Amount
<u>BILL NO. 10</u> <u>FLOOR COVERINGS</u>				
<p>For preambles see "Model Preambles for trades (2017 Edition)" and applicable Supplementary Preambles as specified in the Trades. The said Model and Supplementary Preambles apply to all work described in this document. Tenderers are therefore referred to these documents for the full meaning and intention of all descriptions and no claims of any kind whatsoever will be entertained in this regard.</p>				
<u>SUPPLEMENTARY PREAMBLES</u>				
<p>The contractor will be required to be compliant with regulations and quality standards outlined in the PW371 Construction works specifications, Second edition July 2013.</p>				
<p>Floor coverings, wall linings, etc. shall, where applicable, be fixed with adhesive as recommended by the manufacturers of the flooring, linings, etc.</p>				
<u>FLOOR COVERINGS</u>				
<u>300 x 300 x 2.5mm approved semi flexible vinyl tiles</u>				
1	On floors	m ²	863,00	
<u>POLISH, SEALERS, ETC</u>				
<u>Polish, Sealers, etc.</u>				
2	2 coats wax polish and one coat sealer on vinyl flooring	m ²	863,00	
<u>SUNDRIES</u>				
<u>Sundries</u>				
<u>Entrance Floor Mat</u>				
3	Supply and install Entrance Mat 2000 x 2000mm Matco Trio Scraper entrance floor matt, loose laid in 2000 x 2000 x 13mm deep matt well. Product Code: 2402 with colour to be advised.	No	1	
Carried to Summary			R	
Bill No. 10 Floor Coverings				

	Unit	Quantity	Rate	Amount
<u>BILL NO. 11</u> <u>IRONMONGERY</u>				
<p>For preambles see "Model Preambles for trades (2017 Edition)" and applicable Supplementary Preambles as specified in the Trades. The said Model and Supplementary Preambles apply to all work described in this document. Tenderers are therefore referred to these documents for the full meaning and intention of all descriptions and no claims of any kind whatsoever will be entertained in this regard.</p>				
<u>SUPPLEMENTARY PREAMBLES</u>				
<p>The contractor will be required to be compliant with regulations and quality standards outlined in the PW371 Construction works specifications, Second edition July 2013.</p>				
<u>Proprietary items</u>				
<p>Where applicable the manufacturers' names or product catalogue titles are given in sub-headings preceding the items. Prices are to be based on the specific products/articles specified. If tenderers wish to offer alternative products/articles for certain</p>				
<u>Finishes to ironmongery</u>				
<p>Where applicable finishes to ironmongery are indicated by suffixes in accordance with the following list: BS Satin bronze lacquered CH Chromium plated SC Satin chromium plated SE Silver enamelled GE Grey enamelled AN Anodised natural AS Anodised silver</p>				
1 Photoluminescent ABS sign 420 x 190 x 3mm thk with the following icons; Running man left, running man right, running man staircase, exit (4 of each) fixed to walls	No	2		
2 Supply and install Electric Shock Sign as per Assa Abloy Catalogue (SS5066-06SSE01)	No	2		
3 Supply and install Fire Hose Sign as per Assa Abloy Catalogue (SS5066-06SSE05)	No	2		
4 Supply and install Fire Extinguisher Sign as per Assa Abloy Catalogue (SS5066-06SSE05)	No	1		
5 Supply and install Male Indicator as per Assa Abloy Catalogue (SS5066-06SSE10)	No	1		
6 Supply and install Female Indicator as per Assa Abloy Catalogue (SS5066-06SSE11)	No	1		
Carried to Collection			R	
Bill No. 11 Ironmongery				

		Unit	Quantity	Rate	Amount
7	Supply and install Disable Indicator as per Assa Abloy Catalogue (SS5066-06SSE11)	No	1		
	<u>SUNDRIES</u>				
8	Dorma DDS-NP-018 or Similar approved nickel plated floor stop	No	29		
9	Purpose made stainless steel toilet roll holder to details. (Lockable)	No	7		
10	Standard 150 x 150 white stainless steel soap holder, with a drip tray	No	3		
11	600x19mm Stainless steel chromium plated towel rail: complete with chromium plated end brackets plugged and screwed to wall	No	2		
12	Notice board as per architects details comprising of 841 x 595mm aluminium frame cabin pin board with clear glass and keys	No	1		
13	4.5kg DCP: dry powder chemical fire extinguisher with hook made of 120x20x2mm mild steel strip bent to form hook for extinguisher screwed	No	5		
	<u>BUDGETARY ALLOWANCE</u>				
	<u>Budgetary Allowance</u>				
14	Provide a budgetary allowance of R25 000,00 for Ironmongery sundry items	Item			
Carried to Collection				R	
Bill No. 11 Ironmongery					

[illegible]

	Unit	Quantity	Rate	Amount
<p><u>BILL NO. 12</u> <u>METALWORK</u></p> <p>For preambles see "Model Preambles for trades (2017 Edition)" and applicable Supplementary Preambles as specified in the Trades. The said Model and Supplementary Preambles apply to all work described in this document. Tenderers are therefore referred to these documents for the full meaning and intention of all descriptions and no claims of any kind whatsoever will be entertained in this regard.</p> <p><u>SUPPLEMENTARY PREAMBLES</u></p> <p>The contractor will be required to be compliant with regulations and quality standards outlined in the PW371 Construction works specifications, Second edition July 2013.</p> <p><u>Descriptions of bolts, anchors, etc.</u></p> <p>Descriptions of bolts shall be deemed to include nuts and washers</p> <p>Descriptions of expansion anchors and bolts and chemical anchors and bolts shall be deemed to include nuts, washers and mortices in brickwork or concrete</p> <p>Items described as 'plugged' shall be deemed to include screwing to fibre, plastic or metal plugs at not exceeding 600mm centres</p> <p><u>Aluminium doors, windows, etc</u></p> <p>Doors and windows shall comply with AAAMSA design criteria Glazing shall comply with SAGGA regulations. accordance with SANS 10160, SANS 10137, SANS 10400 (Part N of Section 3) and SANS 1263 with clear safety glass, factory fitted with clip-on glazing beads, gasket seals, lugs plugged and screwed to brickwork or concrete as shown on the window schedules/drawings appended to these bills of quantities. Glass thickness shall comply with SAGGA regulations irrespective of thicknesses shown on the schedules/drawings Doors and windows shall be supplied with protective tape and plastic and shall be removed only once surrounding trades have been completed For purpose made windows and doors, refer to drawings annexed to these bills of quantities</p> <p>The following certificates shall be provided prior to commencement of site work:</p> <p>1 A copy of the relevant AAAMSA Performance Test Certificate from the manufacturer/contractor supplying the architectural aluminium product</p>				
Carried to Collection			R	
Bill No. 12				
Metalwork				

	Unit	Quantity	Rate	Amount
2 A Certificate of Conformance confirming that anodising or powder coating has been processed in accordance with SANS 999 and SANS 1796 respectively				
3 A powder guarantee of not less than 15 years issued by the powder manufacturer. The specific conditions contained in this guarantee shall form part of the powder coating process				
4 A Certificate of Conformance confirming that glazing has been installed in accordance with SANS 0137, ensuring that safety glazing materials have been installed in the mandatory areas and that each individual pane of safety glazing materials has been permanently marked				
5 A warranty from the manufacturer of the laminated safety glass and/or hermetically sealed glazing units guaranteeing the products against delamination and colour degradation for a period of not less than five years				
<u>STAINLESS STEEL BALUSTRADES</u>				
<u>Stainless steel balustrades to walkways and stairs</u>				
Stainless Steel Grade and manufacturing to comply with SASSDA minimum standards and regulations. The manufacturer must be registered with South African Stainless Steel Development Association - SASSDA: All internal stainless steel installations - coastal				
1 1000mm high with 3x circular balustrading including handrails fixed to brickwork and/or concrete complete as per architects schedule in chrome finish to comply with Sans 0402	m	8		
<u>GALVANISED PRESSED STEEL DOOR FRAMES</u>				
<u>1,6mm Double rebated frames suitable for half brick walls</u>				
2 Frame for door standard single door 813 x 2032mm high	No	21		
<u>1,2mm Double rebated frames suitable for one brick walls</u>				
3 Frame for door standard single door 900 x 2125mm high	No	6		
4 Frame for door standard single door 1502 x 2032mm high	No	1		
5 Frame for door standard single door 1930 x 2134mm high	No	1		
6 Frame for door standard single door 2102 x 2720mm high	No	2		
Carried to Collection			R	
Bill No. 12 Metalwork				

		Unit	Quantity	Rate	Amount
<u>ALUMINIUM WINDOWS, DOORS ETC</u>					
<u>The contractor must refer to the Architect's drawings as referenced in the description of each item to ensure correct product specifications. All aluminium windows/doors are deemed to include the frames, hinges, glazing and Ironmongery.</u>					
<u>DOORS</u>					
7	Supply and hang door "D1" as per architects schedule (6000 x 2430mm high) HBS Aluminium Systems powder coated complete	No	1		
8	Supply and hang door "D21" as per architects schedule (15502x 2230mm high) HBS Aluminium Systems powder coated complete	No	1		
9	Supply and hang door "D2" as per architects schedule (8700 x 2380mm high) HBS Aluminium Systems powder coated complete	No	1		
<u>WINDOWS</u>					
10	Supply and hang window powder coated type W1 as per architects schedule (2100mm high x 7090mm wide) complete	No	1		
11	Supply and hang window powder coated type W6 as per architects schedule (3150mm high x 1175mm wide) complete	No	1		
12	Supply and hang window powder coated type W38 as per architects schedule (1291mm high x 6320mm wide) complete	No	1		
13	Supply and hang window powder coated type W39 as per architects schedule (1280mm high x 3600mm wide) complete	No	1		
14	Supply and hang window powder coated type W40 as per architects schedule (300mm high x 6000mm wide) complete	No	2		
15	Supply and hang window powder coated type W1 as per architects schedule (600mm high x 3150mm wide) complete	No	2		
16	Supply and hang window powder coated type W1 as per architects schedule (600mm high x 5200mm wide) complete	No	2		
Carried to Collection				R	
Bill No. 12 Metalwork					

		Unit	Quantity	Rate	Amount
17	Supply and hang window powder coated type W1 as per architects schedule (300mm high x 600mm wide) complete	No	2		
18	Supply and hang window powder coated type W2 as per architects schedule (2430mm high x 3630mm wide) complete	No	1		
19	Supply and hang window powder coated type W1 as per architects schedule (600mm high x 3200mm wide) complete	No	2		
20	Supply and hang window powder coated type W1 as per architects schedule (600mm high x 2600mm wide) complete	No	2		
21	Supply and hang window powder coated type W42 as per architects schedule (600mm high x 2200mm wide) complete	No	2		
22	Supply and hang window powder coated type W41,W43 as per architects schedule (600mm high x 7400mm wide) complete	No	2		
23	Supply and hang window powder coated type W44 as per architects schedule (600mm high x 6030mm wide) complete	No	2		
24	Supply and hang window powder coated type W3,W4 as per architects schedule (2230mm high x 1725mm wide) complete	No	2		
25	Supply and hang window powder coated type W30,W31,W32,W33 as per architects schedule (2900mm high x 990mm wide) complete	No	4		
26	Supply and hang window powder coated type W7, W8, W26, W27 as per architects schedule (1200mm high x 900mm wide) complete	No	4		
27	Supply and hang window powder coated type W34, W35 as per architects schedule (600mm high x 1800mm wide) complete	No	2		
28	Supply and hang window powder coated type W28, W29 as per architects schedule (600mm high x 1800mm wide) complete	No	2		
29	Supply and hang window powder coated type W5 as per architects schedule (600mm high x 2400mm wide) complete	No	2		
Carried to Collection				R	
Bill No. 12 Metalwork					

57

		Amount
<u>BILL NO. 12</u>		
<u>METALWORK</u>		
<u>COLLECTION</u>		
	Page No	
Brought Forward from Page	53	
	54	
	55	
	56	
	57	
Carried to Summary	R	

Bill No. 12

Metalwork

58

	Unit	Quantity	Rate	Amount
<u>BILL NO. 13</u>				
<u>PLASTERING</u>				
For preambles see "Model Preambles for trades (2017 Edition)" and applicable Supplementary Preambles as specified in the Trades. The said Model and Supplementary Preambles apply to all work described in this document. Tenderers are therefore referred to these documents for the full meaning and intention of all descriptions and no claims of any kind whatsoever will be entertained in this regard.				
<u>SUPPLEMENTARY PREAMBLES</u>				
The contractor will be required to be compliant with regulations and quality standards outlined in the PW371 Construction works specifications, Second edition July 2013.				
<u>SCREEDS (LIC)</u>				
<u>Screeds wood floated, on concrete</u>				
1				
30mm Thick laid to falls around Full Bore Outlets (Full Bores elsewhere measured)	m ²	18,00		
2				
30mm Thick granolithic screeds	m ²	262,00		
3				
20mm Thick on floors and landings	m ²	523,00		
4				
20mm Thick on floors floors in patches	m ²	165,00		
<u>INTERNAL PLASTER (LIC)</u>				
<u>15mm plaster steel trowelled, on brickwork</u>				
5				
On walls	m ²	522		
6				
On walls in patches	m ²	1 262		
7				
On narrow widths	m ²	118		
<u>EXTERNAL PLASTER (LIC)</u>				
<u>15mm plaster wood floated, on brickwork</u>				
8				
On walls	m ²	142,00		
9				
On walls in patches	m ²	895		
10				
On narrow widths	m ²	63,00		
Carried to Summary			R	
Bill No. 13 Plastering				

		Unit	Quantity	Rate	Amount
<u>BILL NO. 14</u> <u>TILING</u>					
<p>For preambles see "Model Preambles for trades (2017 Edition)" and applicable Supplementary Preambles as specified in the Trades. The said Model and Supplementary Preambles apply to all work described in this document. Tenderers are therefore referred to these documents for the full meaning and intention of all descriptions and no claims of any kind whatsoever will be entertained in this regard.</p>					
<u>SUPPLEMENTARY PREAMBLES</u>					
<p>The contractor will be required to be compliant with regulations and quality standards outlined in the PW371 Construction works specifications, Second edition July 2013.</p>					
<u>Fixing</u>					
<p>Unless described as 'fixed with adhesive to plaster (plaster elsewhere)' descriptions of tiling on brick or concrete walls, columns, etc. shall be deemed to include 1:4 cement plaster backing and descriptions of tiling on concrete floors etc. shall be dee</p>					
<p>Tiling described as 'fixed with adhesive on power floated concrete' shall be deemed to include for approved tiling key-coat</p>					
<p>Ceramic, porcelain, marble and granite tiles are to be fixed and grouted with suitable adhesives and grouts from the Tal Professional range of products as recommended by the manufacturer of the tiles</p>					
<u>WALL TILING</u>					
<u>200 x 200 x 5mm White Glazed ceramic tiles on plaster</u>					
1	On walls	m ²	33,00		
<u>FLOOR TILING</u>					
<u>600 x 600 mm x 10mm thick non-slip ceramic floor tiles (PEI 5) (PC R300)</u>					
2	On floor	m ²	85,00		
<u>20 x 20 x 4mm glass mosaic tiles 40mm bedding on concrete to falls and flush pointed with tinted waterproof grout</u>					
3	On shower floors	m ²	4,00		
Carried to Collection				R	
Bill No. 14 Tiling					

Bill No. 14
Tiling

[illegible]

	Unit	Quantity	Rate	Amount
<p><u>BILL NO. 15</u> <u>PLUMBING AND DRAINAGE</u></p> <p>For preambles see "Model Preambles for trades (2017 Edition)" and applicable Supplementary Preambles as specified in the Trades. The said Model and Supplementary Preambles apply to all work described in this document. Tenderers are therefore referred to these documents for the full meaning and intention of all descriptions and no claims of any kind whatsoever will be entertained in this regard.</p> <p><u>SUPPLEMENTARY PREAMBLES</u></p> <p>The contractor will be required to be compliant with regulations and quality standards outlined in the PW371 Construction works specifications, Second edition July 2013.</p> <p><u>Stormwater channels</u></p> <p>Descriptions of channels shall be deemed to include necessary excavation, surface preparation, compaction, etc., and disposal of surplus material on site</p> <p><u>Sealing of edges</u></p> <p>Outer edges of sinks, basins, baths, urinals, etc. are to be sealed against adjacent surfaces with approved silicone</p> <p><u>uPVC pipes and fittings</u></p> <p>Sewer and drainage pipes and fittings shall be jointed and sealed with butyl rubber rings Soil, waste and vent pipes and fittings shall be solvent weld jointed or sealed with butyl rubber rings</p> <p><u>uPVC pressure pipes and fittings</u></p> <p>Pipes of 50mm diameter and smaller shall be plain ended with solvent welded uPVC loose sockets and fittings Pipes of 63mm diameter and greater shall have sockets and spigots with push-in type integral rubber ring joints. Bends shall be uPVC and all other</p> <p>High density polyethylene (HDPE) pipes and fittings</p> <p>Pipes shall be type IV and of the class specified with Plasson or Alprene compression fittings</p> <p><u>Copper pipes</u></p> <p>Copper pipes are to be installed in accordance with the latest revision of the Code of Practice for Copper Plumbing soldering techniques. Flux, solder, etc. to be strictly in accordance with the manufacturer's requirements with special attention to copper</p>				
Carried to Collection			R	
Bill No. 15 Plumbing And Drainage				

	Unit	Quantity	Rate	Amount
<p><u>Reducing fittings</u></p> <p>Where fittings have reducing ends or branches they are described as 'reducing' and only the largest end or branch size is given. Should the contractor wish to use other fittings and bushes or reducers he may do so on the understanding that no claim in thi</p> <p><u>Fixing of pipes</u></p> <p>Unless specifically otherwise stated, descriptions of pipes shall be deemed to include fixing to walls, etc., casting in, building in or suspending not exceeding 1m below suspension level</p> <p><u>Disinfection of water pipework</u></p> <p>Water pipework is to be disinfected at completion in accordance with SABS 1200L (provision for disinfection elsewhere)</p> <p><u>Laying, backfilling, bedding, etc. of pipes</u></p> <p>Pipes shall be laid and bedded in accordance with manufacturers' instructions and trenches shall be carefully backfilled</p> <p>Where no manufacturers' instructions exist, pipes shall be laid in accordance with Clauses 5.1 and 5.2 of each of the following: SABS 1200L : Medium-pressure pipelines SABS 1200LD : Sewers SABS 1200LE</p> <p><u>General</u></p> <p>Descriptions of pipes laid in and including trenches and of inspection chambers, catchpits, etc. shall be deemed to include excavation, bedding, backfilling, compaction to a minimum of 95% Mod AASHTO density and disposal of surplus material on site</p> <p>Descriptions of service pipes and flexible connecting pipes shall be deemed to include connections to taps, cisterns, etc. and to steel pipes (adaptors for connections to copper pipes, etc. are given separately)</p> <p>Descriptions of WC pans, slop hoppers, etc. shall be deemed to include for joints to soil pipes (pan connectors and flushmasters [if applicable] are deemed to be included in the cost of the WC pan)</p> <p><u>As-built drawings</u></p> <p>Where required, the contractor shall prepare an updated set of as-built drawings. At completion of the contract the contractor shall hand these drawings to the principal agent for reproducing onto the originals for handing over to the employer (provision</p>				
Carried to Collection			R	
Bill No. 15 Plumbing And Drainage				

65

66

		Amount
<u>BILL NO. 15</u>		
<u>PLUMBING AND DRAINAGE</u>		
<u>COLLECTION</u>		
	Page No	
Brought Forward from Page	63	
	64	
	65	
	66	
Carried to Summary	R	

Bill No. 15
Plumbing And Drainage

67

		Unit	Quantity	Rate	Amount
<u>BILL NO. 16</u> <u>ELECTRICAL WORK</u>					
<p>For preambles see "Model Preambles for trades (2017 Edition)" and applicable Supplementary Preambles as specified in the Trades. The said Model and Supplementary Preambles apply to all work described in this document. Tenderers are therefore referred to these documents for the full meaning and intention of all descriptions and no claims of any kind whatsoever will be entertained in this regard.</p> <p><u>SUPPLEMENTARY PREAMBLES</u></p> <p>The contractor will be required to be compliant with regulations and quality standards outlined in the PW371 Construction works specifications, Second edition July 2013.</p>					
1	Electrical Installations	Item			
Carried to Summary					R
Bill No. 16 Electrical Work					

RAY NKONYENI MUNICIPALITY

RENOVATIONS OF IZINGOLWENI COMMUNITY HALL IN WARD 33

ELECTRICAL INSTALLATION

SCHEDULE OF QUANTITIES

FEB 25

ITEM	DESCRIPTION	UNIT	QTY	MATERIAL RATE	LABOUR RATE	TOTAL
1.0	DISTRIBUTION SYSTEM					
1.1	Supply and install 35x4c ECC cable from Eskom meter to new MDB	m	50			
1.2	Terminate above cable including glands and shroud and lugs	No.	2			
1.3	Trenching, excavation and backfilling to 600mm deep for cable above	m	25			
1.4	Supply and install type P8000 galvanised trunking. Complete with PVC cover and bends fixed to wall for cable above	m	25			
1.5	Supply and install 3CR12 Main DB and C/O as per specification and SLD, flush with lockable doors, orange in colour	No.	1			
1.6	Supply and install Main DB earthmat complete	No.	1			
1.7	Supply and install 3CR12 SDB1 as per specification and SLD, surface with lockable doors, orange in colour	No.	2			
1.8	Supply and install 16x4c ECC cable from MDB to SDB1	m	40			
1.9	Terminate above cable including shroud, glands and lugs	No.	2			

[illegible]

ITEM	DESCRIPTION	UNIT	QTY	MATERIAL RATE	LABOUR RATE	TOTAL
2.0	HALL INSTALLATION					
1.1	Lighting					
	Supply and install 60W type Oarca Batten Light 5FT LED, or similar, on P8000 measured elsewhere	No.	24			
1.1.1						
	Supply and install P8000 trunking complete with PVC cover and suspension brackets from roof 1.5m apart, complete with joins, bends etc as per drawings	m	100			
1.1.2						
	Supply and install type LED floodlights IP66 in positions as indicated	No.	4			
1.1.3						
	Supply and install 16A 1L1W flush switch	No.	8			
1.1.4						
	Supply and install 16A 1L2W flush switch	No.	2			
1.1.5						
	Supply and install 100x50 flush PVC box	No.	10			
1.1.6						
	Supply and install 50 round PVC box flush	No.	4			
1.1.7						
	Supply and install 20mm PVC flush conduit including chasing and making good	m	150			
1.1.8						
	Supply and install 2.5mm PVC covered wiring in trunking and conduit	m	1350			
1.1.9						
1.2	Power					
	Supply and install 16A SSO DUO flush	No.	12			
1.2.1						
	Supply and install 16A 1P isolator surface for Ventilation fan and AC	No.	8			
1.2.2						
	Supply and install 20mm PVC flush conduit including chasing and making good	m	100			
1.2.3						
	CARRIED TO NEXT PAGE					R

ITEM	DESCRIPTION	UNIT	QTY	MATERIAL RATE	LABOUR RATE	TOTAL
	CARRIED FROM LAST PAGE					R
1.2.4	Supply and install 4mm PVC covered wiring in trunking and conduit	m	700			
1.3	Fire detection conduits					
	Supply and install P8000 trunking complete with PVC cover and suspension brackets from roof 1.5m apart, complete with joins, bends etc as per drawings	m	100			
1.3.1						
1.3.2	Supply and install 50mm round PVC box and lid for detectors in walls or on P8000	No.	20			
1.3.3	Supply and install 25mm flush PVC conduit including chasing and making good	m	50			
1.3.4	Supply and install drawwire in conduit	m	60			
3.0	Basement					
3.1	Lighting					
3.1.1	Supply and install 16W LED bulkhead	No.	10			
3.1.2	Supply and install 2x24W LED vapour fitting	No.	15			
3.1.3	Supply and install 16A 1L1W flush switch	No.	4			
3.1.4	Supply and install 16A 1L2W flush switch	No.	2			
3.1.5	Supply and install 100x50 flush PVC box	No.	6			
3.1.6	Supply and install 50 round PVC box flush	No.	25			
3.1.7	Supply and install 20mm PVC flush conduit including chasing and making good	m	350			
	CARRIED TO NEXT PAGE					R

ITEM	DESCRIPTION	UNIT	QTY	MATERIAL RATE	LABOUR RATE	TOTAL
	CARRIED FROM LAST PAGE					R
3.1.8	Supply and install 2.5mm PVC covered wiring in trunking and conduit	m	1225			
3.2	<u>Power</u>					
3.2.1	Supply and install 16A SSO DUO flush	No.	6			
3.2.2	Supply and install 100x100mm PVC flush box	No.	6			
3.2.3	Supply and install 16A 1Phase weatherproof isolators to water pumps etc.	No.	2			
3.2.4	Supply and install 20mm PVC flush conduit including chasing and making good	m	100			
3.2.5	Supply and install 4mm PVC covered wiring in trunking and conduit	m	350			
3.3	<u>Fire detection conduits</u>					
3.3.1	Supply and install 100x100mm PVC flush box	No.	4			
3.3.2	Supply and install 50mm round PVC box and lid for detectors in walls	No.	8			
3.3.3	Supply and install 25mm flush PVC conduit including chasing and making good	m	120			
3.3.5	Supply and install drawwire in conduit	m	130			
	CARRIED TO SUMMARY					R

ITEM	DESCRIPTION	UNIT	QTY	MATERIAL RATE	LABOUR RATE	TOTAL
4.0	Offices					
4.1	<u>Lights</u>					
4.1.1	Supply and install recessed 45W LED 600x600 complete with 5A socket	No.	50			
4.1.2	Supply and install 16W LED recessed down lighter complete with 5A socket	No.	20			
4.1.3	Supply and install 7W Led downlighter	No.	7			
4.1.4	Supply and install 16W LED Bulkhead external	No.	40			
4.1.5	Supply and install photocell	No.	1			
4.1.6	Supply and install 16A 1L1W flush switch	No.	24			
4.1.7	Supply and install 16A 1L2W flush switch	No.	12			
4.1.8	Supply and install 100x50 flush PVC box	No.	36			
4.1.9	Supply and install 50 round PVC box flush	No.	70			
4.1.10	Supply and install 20mm PVC flush conduit including chasing and making good	m	1000			
4.1.11	Supply and install 2.5mm PVC covered wiring in trunking and conduit	m	5000			
4.1.12	Supply and install P8000 trunking complete with PVC cover and suspension brackets from roof 1.5m apart, complete with joins, bends etc as per drawings	m	100			
4.2	<u>Power</u>					
4.2.1	Supply and install 16A SSO DUO flush	No.	20			
4.2.2	Supply and install 100x100mm PVC flush box	No.	200			
	CARRIED TO NEXT PAGE					R

ITEM	DESCRIPTION	UNIT	QTY	MATERIAL RATE	LABOUR RATE	TOTAL
	CARRIED FROM LAST PAGE					R
4.2.3	Supply and install 20mm PVC flush conduit including chasing and making good	m	1000			
4.2.4	Supply and install 2 tier PVC power skirtings complete with joins, end caps and bends	m	50			
4.2.5	Supply and install 16A SSO in PS	No,	34			
4.2.6	Supply and install 16A DED SSO in PS	No.	24			
4.2.7	Supply and install 16A Euro socket in PS	No.	24			
4.2.8	Supply and install 16A 1P isolator for AC, geser, vent fan, UPS, surface	No.	30			
4.2.9	Supply and install 16mm PVC covered wiring in conduit	m	2500			
4.3	<u>Fire detection conduits</u>					
4.3.1	Supply and install 100x100mm PVC flush box	No.	10			
4.3.2	Supply and install 50mm round PVC box and lid for detectors in walls	No.	30			
4.3.3	Supply and install 25mm flush PVC conduit including chasing and making good	m	200			
4.3.4	Supply and install drawwire in conduit	m	220			
4.3.5	Supply and install P8000 trunking complete with PVC cover and suspension brackets from roof 1.5m apart, complete with joins, bends etc as per drawings	m	100			
	CARRIED TO SUMMARY					R

ITEM	DESCRIPTION	UNIT	QTY	MATERIAL RATE	LABOUR RATE	TOTAL
5.0	Standby generator Supply and install 70kVA 400V 50Hz outdoor 3CR12 canopy type standby generator as specified	No.	1			
5.1	Supply and install a first filling of diesel	No.	1			
5.2	Supply and install concrete plinth for above standby generator in the position indicated on the drawings	No.	1			
5.3	Supply and install standby generator earth	No.	1			
5.4	Supply and install 35x4c ECC cable from standby generator to MDB C/O	m	25			
5.5	Terminate above cable complete with shroud, glands and lugs	No.	2			
5.6	Supply and install 2.5x12c ECC cable between the standby set controls and the MDB C/O for AMF operation	m	25			
5.7	Terminate above cable complete with shroud, glands and lugs	No.	2			
5.8	Supply and install type P8000 galvanised trunking. Complete with PVC cover and bends fixed to wall for cable above	m	25			
5.9						
	CARRIED TO SUMMARY					R

ITEM	DESCRIPTION	UNIT	QTY	MATERIAL RATE	LABOUR RATE	TOTAL
7.0	Preliminary and general items electrical					
7.1	Allowance for P&G's such as travelling, supervision, insurances, guarantee, accommodation, etc	Lot	1			
	CARRIED TO SUMMARY					R

RAY NKONYENI MUNICIPALITY

RENOVATIONS OF IZINGOLWENI COMMUNITY HALL IN WARD 33

ELECTRICAL INSTALLATION

PRICE SUMMARY

FEB 25

ITEM	DESCRIPTION	TOTAL
1	DISTRIBUTION SYSTEM	R
2	HALL INSTALLATION	R
3	BASEMENT	R
4	OFFICES	R
5	STANDBY GENERATOR	R
6	PROVISIONAL SUMMS	R
7	PRELIMINARY AND GENERAL	R
	SUBTOTAL	R
	ADD: VAT	R
	TOTAL INCLUDING VAT	R

69

	Unit	Quantity	Rate	Amount
<u>BILL NO. 18</u> <u>PAINTWORK</u>				
<p>For preambles see "Model Preambles for trades (2017 Edition)" and applicable Supplementary Preambles as specified in the Trades. The said Model and Supplementary Preambles apply to all work described in this document. Tenderers are therefore referred to these documents for the full meaning and intention of all descriptions and no claims of any kind whatsoever will be entertained in this regard.</p>				
<u>SUPPLEMENTARY PREAMBLES</u>				
<p>The contractor will be required to be compliant with regulations and quality standards outlined in the PW371 Construction works specifications, Second edition July 2013.</p>				
<u>PREPARATORY WORK TO EXISTING WORK</u>				
<u>Previously painted plastered surfaces</u>				
<p>Surfaces shall be thoroughly washed down and allowed to dry completely before any paint is applied. Blistered or peeling paint shall be completely removed and cracks shall be opened, filled with a suitable filler and finished smooth</p>				
<u>Previously painted metal surfaces</u>				
<p>Surfaces shall be thoroughly rubbed and cleaned down. Blistered or peeling paint shall be completely removed down to bare metal</p>				
<u>Previously painted wood surfaces</u>				
<p>Surfaces shall be thoroughly cleaned down. Blistered or peeling paint shall be completely removed and cracks and crevices shall be primed, filled with suitable filler and finished smooth</p>				
<u>PAINT SPECIFICATIONS</u>				
<u>Painting, etc.</u>				
<u>COLOURS</u>				
<u>Colours, etc.</u>				
<p>Unless otherwise described all paintwork shall be deemed to have a colour value in excess of 7 on the Munsell system in accordance with SANS 1091</p>				
Carried to Collection			R	
Bill No. 18 Paintwork				

		Unit	Quantity	Rate	Amount
<u>ON INTERNAL FLOATED PLASTER SURFACES</u>					
<u>One coat alkali resistant primer and two coats PVA emulsion paint for interior use</u>					
1	Walls	m ²	1 902,00		
2	Ceilings	m ²	414,00		
<u>ON EXTERNAL FLOATED PLASTER SURFACES</u>					
<u>One coat alkali resistant primer and two coats superior quality acrylic emulsion paint for interior and exterior use</u>					
3	Walls	m ²	1 098,00		
<u>ON SMOOTH CONCRETE SURFACES</u>					
<u>One coat alkali resistant primer and two coats PVA emulsion paint for interior use, including stopping blow holes</u>					
4	Soffits of Slabs	m ²	199		
<u>ON WOOD SURFACES</u>					
<u>One coat alkyd based zinc phosphate primer and two coats premium quality polyurethane enamel paint, on steel</u>					
5	Doors	m ²	37		
Carried to Collection				R	
Bill No. 18 Paintwork					

		Amount	
<u>BILL NO. 18</u> <u>PAINTWORK</u> <u>COLLECTION</u>		Page No	
	Brought Forward from Page	70	
		71	
Carried to Summary		R	
Bill No. 18			
Paintwork			
72			

	Unit	Quantity	Rate	Amount
<u>BILL NO. 19</u> <u>EXTERNAL WORKS</u>				
<u>FENCING</u> <u>Invincible Clearvu or equally approved</u> Post shall be 2.7m long Cochrane Taper Locking Post. Post width shall be 85mm - tapering to 45mm with a depth of 85mm. Post shall include 'Locking Recess Mechanism' to secure panel edge. Post shall be sealed with a UV stabilized polymer cap. Post finish shall be galvanized, then Polymetic 6000 coated. Panel: Panel shall be of 3,305m width and 2.1m in height. Panel aperture size (centers) shall be 76.2mm x 12.7mm. Wire diameter will be 3.5mm. The panel shall be reinforced with 4 x 50mm deep 'V' formation horizontal recessed bands (rigidity) Panel shall have 2 x 70° flanges along sides (internal fixtures- all fixtures shall be on the inside of fence line) Panel shall have 1 x 90° flange along top and 1 x 30° flange along toe (integrated rigid angle). Panel post shall have a flush panel post finish with no climbing aid. Panel shall be affixed to post over 48 line wires using 8 x Double bolt comb clamps and 8 x Single bolt comb clamps using 24 x Anti vandal bolts. Panel and fixtures shall be galvanized, then Polymetic 6000 coated.				
1				
100mm high toughened steel Shark Tooth spike shall be affixed to panel edge, internally at 150mm intervals using Anti-vandal bolts. Spike finish shall be Galvanized, then Polymetic 6000 coated. Fence Corner Configuration. The fence configuration should not have any sharp corners and all angles at changes of direction should be a minimum of 130 degrees, Provision for necessary support, excavations, concrete foundations, backfilling, etc				
	m	18,00		
<u>Clearvu Gates or simillar approved</u>				
2	No	1		
Carried to Summary			R	
Bill No. 19 External Works				

Amount

BILL NO. 20

PROVISIONAL SUMS

SUPPLEMENTARY PREAMBLES

The JBCC Preliminaries Code 2103, May 2005 edition for use with the JBCC Principal Building Agreement Edition 4.1 Code 2101, March 2005 is taken to be incorporated herein. The tenderer is deemed to have referred to these documents for the full intent and meaning of each clause. These clauses are referred to by number and heading only. Where standard clauses or options are not applicable to the contract such modifications or corrections as are necessary are given under each relevant clause. Where an item is not relevant to this specific contract such item is marked "N/A" signifying "Not Applicable".

General

Work for which budgetary allowances are provided will be measured and valued in accordance with the relevant Jbcc Building agreement code 2103 May 2005 and deducted in whole or in part if not required without any compensation for loss of profit on the said allowances

Prime cost amounts and provisional sums are net. Prime cost amounts shall include for delivery to site of all articles concerned

Provisional sums are for material and equipment supplied and installed complete by firms of specialists

Profit

Where stated, the contractor may allow for profit if required

User note

Refer hereunder to 'nominated subcontractors' or 'selected subcontractors' or both as the case may be and in accordance with the relevant building agreement (building contract)

Where 'attendance' is defined in the relevant subcontract agreement/subcontract, the user is to refer thereto and is to ensure that the designations therein are used. Where 'attendance' is not defined in the relevant subcontract agreement/subcontract, the user is to provide a detailed description of the 'attendance' required from the contractor

General attendance on nominated/selected subcontractors

User note -

Use the following descriptions where the JBCC N/S Subcontract Agreement is applicable

Carried to Collection

R

Bill No. 20

Provisional Sums

Amount

The item 'attendance' which follows each provisional sum for nominated/ selected subcontractors' work, shall be deemed to cover all the contractor's costs incurred in providing free of charge to the nominated/ selected subcontractors the contractor's duties as described in clause 12.2 of the JBCC N/S Subcontract Agreement

Special attendance on nominated/selected subcontractors

Where 'special attendance' such as unloading, storing, placing in position, providing special power supplies, specific hoisting, craneage and scaffolding requirements, provision of temporary casing and/or other specific protection of the works, special security and clearing away rubbish is required, a separate item describing the specific requirements in detail is to be provided for the pricing of such requirements

Builder's work

Builder's work in connection with specialist services is given elsewhere in these bills of quantities

BUDGETARY ALLOWANCES

User note

The JBCC Preliminaries Code 2103, May 2005 edition for use with the JBCC Principal Building Agreement Edition 4.1 Code 2101, March 2005 is taken to be incorporated herein. The tenderer is deemed to have referred to these documents for the full intent and meaning of each clause. These clauses are referred to by number and heading only. Where standard clauses or options are not applicable to the contract such modifications or corrections as are necessary are given under each relevant clause. Where an item is not relevant to this specific contract such item is marked "N/A" signifying "Not Applicable".

Take note that these Model Bills of Quantities utilise abbreviated descriptions

The Model Preambles for Trades 2008 published by the Association of South African Quantity Surveyors is designed to support and extend the abbreviated bills of quantities descriptions by inter alia referring to SANS construction standards. Where such model preambles are not applicable (eg where BS or Euro construction standards are applicable or the design consultants provide other preambles/specifications for insertion), users are to ensure that the abbreviated descriptions when read in conjunction with the applicable measuring system, represents the full description by extending the abbreviated bills of quantities descriptions and/or by inserting appropriate preambles or specifications

General

Work for which budgetary allowances are provided will be measured and valued in accordance with the relevant jbcc building agreement code 2103 May 2005 and deducted in whole or in part if not required without any compensation for loss of profit on the said allowances

Prime cost amounts and provisional sums are net. Prime cost amounts shall include for delivery to site of all articles concerned

Provisional sums are for material and equipment supplied and installed complete by firms of specialists

Carried to Collection

R

Bill No. 20

Provisional Sums

Amount

Profit

Where stated, the contractor may allow for profit if required

User note

Refer hereunder to 'nominated subcontractors' or 'selected subcontractors' or both as the case may be and in accordance with the relevant building agreement (building contract)

Where 'attendance' is defined in the relevant subcontract agreement/subcontract, the user is to refer thereto and is to ensure that the designations therein are used. Where 'attendance' is not defined in the relevant subcontract agreement/subcontract, the user is to provide a detailed description of the 'attendance' required from the contractor

General attendance on nominated/selected subcontractors

User note -

Use the following descriptions where the JBCC N/S Subcontract Agreement is applicable

The item 'attendance' which follows each provisional sum for nominated/ selected subcontractors' work, shall be deemed to cover all the contractor's costs incurred in providing free of charge to the nominated/ selected subcontractors the contractor's duties as described in clause 12.2 of the JBCC N/S Subcontract Agreement

Special attendance on nominated/selected subcontractors

Where 'special attendance' such as unloading, storing, placing in position, providing special power supplies, specific hoisting, craneage and scaffolding requirements, provision of temporary casing and/or other specific protection of the works, special security and clearing away rubbish is required, a separate item describing the specific requirements in detail is to be provided for the pricing of such requirements

Builder's work

Builder's work in connection with specialist services is given elsewhere in these bills of quantities

PRIME COST AMOUNTS

User note

Insert preambles/specifications as may be required or in order to supplement any applicable preambles, specifications or bills of quantities descriptions

Take note that these Model Bills of Quantities utilise abbreviated descriptions

Carried to Collection

R

Bill No. 20
Provisional Sums

Amount

The Model Preambles for Trades 2008 published by the Association of South African Quantity Surveyors is designed to support and extend the abbreviated bills of quantities descriptions by inter alia referring to SANS construction standards . Where such model preambles are not applicable none (eg where BS or Euro construction standards are applicable or the design consultants provide other preambles/specifications for insertion), users are to ensure that the abbreviated descriptions when read in conjunction with the applicable measuring system , represents the full description by extending the abbreviated bills of quantities descriptions and/or by inserting appropriate preambles or specifications

General

Work for which budgetary allowances are provided will be measured and valued in accordance with the relevant jbcc building agreement code 2103 May 2005 and deducted in whole or in part if not required without any compensation for loss of profit on the said allowances

Prime cost amounts and provisional sums are net. Prime cost amounts shall include for delivery to site of all articles concerned

Provisional sums are for material and equipment supplied and installed complete by firms of specialists

Profit

Where stated, the contractor may allow for profit if required

User note

Refer hereunder to 'nominated subcontractors' or 'selected subcontractors' or both as the case may be and in accordance with the relevant building agreement (building contract)

Where 'attendance' is defined in the relevant subcontract agreement/subcontract, the user is to refer thereto and is to ensure that the designations therein are used. Where 'attendance' is not defined in the relevant subcontract agreement/subcontract, the user is to provide a detailed description of the 'attendance' required from the contractor

General attendance on nominated/selected subcontractors

User note -

Use the following descriptions where the JBCC N/S Subcontract Agreement is applicable

The item 'attendance' which follows each provisional sum for nominated/ selected subcontractors' work, shall be deemed to cover all the contractor's costs incurred in providing free of charge to the nominated/ selected subcontractors the contractor's duties as described in clause 12.2 of the JBCC N/S Subcontract Agreement

Carried to Collection

R

Bill No. 20

Provisional Sums

		Amount	
<u>Special attendance on nominated/selected subcontractors</u>			
Where 'special attendance' such as unloading, storing, placing in position, providing special power supplies, specific hoisting, craneage and scaffolding requirements, provision of temporary casing and/or other specific protection of the works, special security and clearing away rubbish is required, a separate item describing the specific requirements in detail is to be provided for the pricing of such requirements			
<u>Builder's work</u>			
Builder's work in connection with specialist services is given elsewhere in these bills of quantities			
<u>PROVISIONAL SUMS FOR NOMINATED/SELECTED SUBCONTRACT WORKS</u>			
<u>Loose Furniture</u>			
1	Provide the sum of R 100 000,00 (One Hundred Thousand Rands) for Loose Furniture	Item	100 000 00
2	Profit	Item	
3	Attendance	Item	
<u>Mechanical Installations</u>			
4	Provide the sum of R 350 000,00 (Three Hundred and Fifty Thousand Rands) for Mechanical Installation	Item	350 000 00
5	Profit	Item	
6	Attendance	Item	
<u>Community Liaison Officer</u>			
7	Provide the sum of R 80 000,00 (Eighty Thousand Rands) for the Community Liaison Officer	Item	80 000 00
8	Profit	Item	
9	Attendance	Item	
Carried to Collection		R	
Bill No. 20			
Provisional Sums			

[illegible]

80

81

INDEX TO BILLS OF QUANTITIES

<u>Bill No</u>	<u>Page No</u>
1 PRELIMINARIES	1
Meaning Of Terms “Tender / Tenderer”	1
Preliminaries	1
Preambles For Trades	1
Pricing Of Preliminaries	2
Section A: General Conditions Of Contract	2
Definitions	2
Definitions And Interpretation	2
Liability Insurances	3
Effecting Insurances	3
Security	3
Execution	4
Preparation For And Execution Of The Works	4
Access To The Works	4
Contract Instructions	4
Setting Out Of The Works	4
Assignment	4
Nominated Subcontractors	5
Selected Subcontractors	5
Employer’s Direct Contractors	5
Contractor’s Domestic Subcontractors	5
Completion	6
Practical Completion	6
Works Completion	6

Final Completion	6
Latent Defects Liability Period	6
Sectional Completion	6
Revision Of Date For Practical Completion	7
Penalty For Non-completion	7
Payment	7
Interim Payment To The Contractor	7
Recovery Of Expense And Loss	7
Final Account And Final Payment	8
Payment To Other Parties	8
Cancellation	8
Cancellation By Employer – Contractor's Default	8
Cancellation By Employer – Loss And Damage	8
Cancellation By Contractor – Employer's Default	8
Cancellation – Cessation Of The Works	8
Dispute	8
Dispute Settlement	8
Substitute Provisions	9
State Clauses	9
Contract Variables	9
The Schedule (C1.2.2: Contract Specific Data)	9
Pre-tender Information	9
Section B: Jbcc Preliminaries	9
Definitions And Interpretation	9
Documents	9
Management Of Contract	10

Temporary Works And Plant	11
Temporary Services.	11
Fixed:_____ Value Related:_____ Time Related: _____	11
Prime Cost Amounts	11
Financial Aspects	11
General	12
Schedule Of Variables	12
Pre-tender Information	13
Post-tender Information	15
Section C: Specific Preliminaries	15
C1 Contract Drawings	15
C2 Trade Names	15
C3 Imported Materials And Equipment	16
Hiv/aids Awareness	16
C4.1 Awareness Campaign	16
C4.2 Awareness Workshops	16
C4.3 Posters, Booklets, Videos, Etc.	17
C4.4 Access To Condoms	17
C4.5 Monitoring	17
C5 Occupational Health And Safety Act.	17
C6 Covid-19 Monitoring & Awareness	18
C7 Subcontracting As A Condition Of Tender.	18
C8 General Labour Minimum Targets	18
C9 Local Labour	19
C10 Local Material	19
C11 Non Accredited Training Of Labour.	19

C12 Environmental Management Plan	20
2 ALTERATIONS.	22
Supplementary Preambles	22
Temporary Barricades, Screens, Etc.	23
Removal Of Existing Work	23
Preparatory Work To Existing Surfaces	26
Making Good Of Finishes Etc.	26
Openings Through Existing Walls Etc	26
3 EARTHWORKS	28
Supplementary Preambles	28
Supplementary Preambles	28
Site Clearance Etc.	29
Foundation Upgrades	29
Excavation Etc	29
Filling Etc Other Than Bulk	29
Weed Killers, Insecticides, Etc	30
4 CONCRETE, FORMWORK AND REINFORCEMENT.	32
Supplementary Preambles	32
Unreinforced Concrete Cast Against Excavated Surfaces.	33
Reinforced Concrete Cast On/in Formwork	33
Reinforced Concrete Cast Against Excavated Surfaces	33
Test Cubes	33
Concrete Sundries	33
Smooth Formwork (Degree Of Accuracy ii) (Cpap Work Group No. 111).	33
Reinforcement (Cpap Work Group No. 114)	34
5 MASONRY	36

Supplementary Preambles	36
Brickwork (Lic)	36
Brickwork In Foundations (Provisional) (Lic)	37
Brickwork In Superstructure (Lic)	37
Brickwork Sundries	37
Paving Etc	37
Stonework	38
6 WATERPROOFING	40
Supplementary Preambles	40
Dampproofing Of Walls And Floors.	40
Sealing Strips, Joint Sealants, Etc (Lic)	41
7 ROOF COVERINGS	43
Supplementary Preambles	43
Roof And Wall Insulation (Cpapwork Group No. 122).	43
8 CARPENTRY AND JOINERY	44
Supplementary Preambles	44
Roofs Etc	45
Plate Nailed Timber Roof Truss Construction Etc.	45
Eaves, Verges, Etc	45
Skirtings	45
Doors	45
Budgetary Allowances	46
9 CEILINGS PARTITIONS AND ACCESS FLOORING	48
Supplementary Preambles	48
Nailed-up Ceilings	48
10 FLOOR COVERINGS	49

Supplementary Preambles	49
Floor Coverings	49
Polish, Sealers, Etc	49
Sundries	49
11 IRONMONGERY	50
Supplementary Preambles	50
Sundries	51
Budgetary Allowance	51
12 METALWORK	53
Supplementary Preambles	53
Stainless Steel Balustrades	54
Galvanised Pressed Steel Door Frames	54
Aluminium Windows, Doors Etc	55
Doors	55
Windows	55
Skylight Windows	57
Whirly Birds	57
13 PLASTERING	59
Supplementary Preambles	59
Screeds (Lic)	59
Internal Plaster (Lic)	59
External Plaster (Lic)	59
14 TILING	60
Supplementary Preambles	60
Wall Tiling	60
Floor Tiling	60

Sundries	61
Dividing Strips	61
15 PLUMBING AND DRAINAGE	63
Supplementary Preambles	63
Rainwater Disposal	65
Water Supplies	65
Electric Water Heaters	65
Fire Appliances Etc	66
Stormwater Drainage (Cpap Work Group No. 146)	66
Sanitary Fittings	66
Budgetary Allowance	66
16 ELECTRICAL WORK	68
17 GLAZING	69
Supplementary Preambles	69
Glazing To Aluminium With Screwed-on Beads (Beads Elsewhere).	69
Tops, Shelves, Doors, Mirrors, Etc	69
18 PAINTWORK	70
Supplementary Preambles	70
Preparatory Work To Existing Work	70
Paint Specifications	70
Colours	70
On Internal Floated Plaster Surfaces	71
On External Floated Plaster Surfaces	71
On Smooth Concrete Surfaces	71
On Wood Surfaces	71
19 EXTERNAL WORKS	73

Fencing	73
20 PROVISIONAL SUMS.....	74
Supplementary Preambles.....	74
Budgetary Allowances	75
Prime Cost Amounts	76
Provisional Sums For Nominated/selected Subcontract Works	78
SUMMARY.....	80

RAY NKONYENI MUNICIPALITY
NOTICE NO: 019 OF 2025
TENDER NO: 8/2/RNM0569

SIGNED BY/ON BEHALF OF BIDDER

NAME

SIGNATURE

DATE

COMPANY STAMP

RAY NKONYENI MUNICIPALITY
NOTICE NO: 019 OF 2025
TENDER NO: 8/2/RNM0569

Declaration

(In respect of completeness of Tender)

RAY NKONYENI MUNICIPALITY
10 Connor Street
Port Shepstone
4240

I/we, the undersigned, do hereby declare that these are the properly priced Bill of Quantities forming Part C2.2 of this Contract Document upon which my/our tender for the **TENDER NO.:8/2/RNM0569** – has been based.

SIGNED BY/ON BEHALF OF TENDERER

NAME

SIGNATURE

DATE

Part C3: Scope of Work

	<u>Page</u>
C3.1 Description Of The Works	114
C3.2 Engineering	115
C3.3 Procurement	116
C3.4 Construction	117
C3.5 Management	124
C3.6 Annexes	127

Status

Should any requirement or provision in the parts of the Scope of Work conflict with any requirement of any Specification(s) forming part of this contract or any drawings, the order of precedence, unless otherwise specified, is:

Scope of Work
Specifications

RAY NKONYENI MUNICIPALITY
NOTICE NO: 019 OF 2025
TENDER NO: 8/2/RNM0569

C3.1. Description of the Works

C3.1.1 Employer's Objectives

The Ray Nkonyeni Municipality intends to implement the renovations and refurbishments of a community hall located in Izingolweni.
The objective of the project is to improve the infrastructure and facilities of the offices, to enable optimal functioning of the facility. The works are to be partly executed using labour intensive methods by making use of local resources, where possible.

C3.1.2 Overview of the Works

This contract covers the hall renovations and refurbishments for the Tender No: 8/2/RNM0569.

The general scope of works includes but not limited to the following:

- Site establishment
- Construction concrete surface beds and slabs
- Concrete Stairs
- New brickwork
- Ceilings
- Installation of roof structure complete
- Installation of paving bricks
- Installation clear-vu fence and gate
- Painting to new and existing walls
- Electrical repairs
- Structural repairs
- Plumbing works
- New floor coverings
- New aluminium windows and doors

C3.1.3 Extent of the Works

The Works to be carried out by the Contractor under this Contract comprise mainly of the roof repairs and replacement, painting to walls, replacing windows and main entrance extension.

C3.1.4 Location of the Works

The contract is at (-30.784261, 30.135198) in Izingolweni area within Ray Nkonyeni Municipality

RAY NKONYENI MUNICIPALITY
NOTICE NO: 019 OF 2025
TENDER NO: 8/2/RNM0569

C3.2. Engineering

C3.2.1 Design Services and Activity Matrix

The responsibilities for design are as follows:

Permanent works:	
Concept, feasibility and overall process	Employer
Basic engineering and detail layouts to tender stage	Employer
Final design to approved for construction stage	Employer
Temporary works	Contractor
Preparation of as-built drawings	Contractor

- The Employer is responsible for the design of the permanent Works as reflected in the Contract Documents unless otherwise stated.
- The Contractor is responsible for the design of the temporary Works and their compatibility with the permanent Works.
- The Contractor shall supply all details necessary to assist the Employer's representative in the compilation of the record drawings

C3.2.2 Employer's Design

The entire Permanent Works have been designed by the Employers representative.

C3.2.3 Design Brief

The Contractor will supply a typical layout for site office layout and stock piling of material. Any alterations to this layout need to be approved by the Employers representative.

C3.2.4 Drawings

The Contractor shall use only the dimensions stated in figures on the Drawings in setting out the Works, and dimensions shall not be scaled from the Drawings, unless required by the Employers representative. The Employers representative will, on the request of the Contractor in accordance with the provisions of the Conditions of Contract, provide such dimensions as may have been omitted from the Drawings.

The Contractor shall ensure that accurate records are kept of all infrastructure installed or relocated during the contract. The position of pipe bends, junction boxes, duct ends and all other underground infrastructure shall be given by either co-ordinates, or stake value and offset. Where necessary, levels shall also be given. A marked-up set of drawings shall also be kept and updated by the Contractor. This information shall be supplied to the Employer's Representative on a regular basis.

All information in possession of the Contractor, required by the Employer and/or the Employer's Representative to complete the record drawings, must be submitted to the Employer before a Certificate of Completion will be issued.

The Drawings prepared by the Employer for the permanent Works are listed and bound in a separate volume. The Employer reserves the right to issue amended and/or additional drawings during the Contract.

C3.2.5 Design Procedures

All statutory requirements shall be taken into consideration.

30RAY NKONYENI MUNICIPALITY
NOTICE NO: 019 OF 2025
TENDER NO: 8/2/RNM0569

C3.3. Procurement

C3.3.1 Preferential Procurement Procedures

C3.3.1.1 Requirements

The Preferential Procurement Procedures are detailed in C1.3 (Tenderer's Direct Participation of Targeted Labour) and C1.4 Tenderer's Direct Participation of Targeted Enterprises.

C3.3.1.2 Resource Standard Pertaining to Targeted Procurement

- SANS 1914-1:2002 Targeted Construction Procurement Part 1 – Participation of Targeted Enterprises
- SANS 1914-2:2002 Targeted Construction Procurement Part 1 – Participation of Targeted Partners in Joint Ventures
- SANS 1914-3:2002 Targeted Construction Procurement Part 1 – Participation of Targeted Enterprises and Targeted Partners in Joint Ventures
- SANS 1914-4:2002 Targeted Construction Procurement Part 1 – Participation of Targeted Enterprises and Targeted Labour (local resources)
- SANS 1914-5:2002 Targeted Construction Procurement Part 1 – Participation of Targeted Labour
- SANS 1914-6:2002 Targeted Construction Procurement Part 1 – Participation of Targeted Enterprises in Concession Contracts

C3.3.2 Subcontracting

C3.3.2.1 Scope of Mandatory Subcontract Works

- Electrical work

C3.3.2.2 Preferred Subcontractors / Suppliers

Preference will be given to local sub-contractors and/or suppliers.

C3.3.2.3 Subcontracting Procedures

Sub-contractors shall be appointed in line with Clause 4.4 of the General Conditions of Contract (GCC 2015) and were required / necessary a sub-contractor shall be selected in consultation with the Employer.

Sub-contractors shall submit their Health and Safety Plan to be approved by the Employer.

C3.3.2.4 Attendance on Subcontractors

The provisions of Clause 4.4 of the General Conditions of Contract (GCC 2015) shall be applicable.

RAY NKONYENI MUNICIPALITY
NOTICE NO: 019 OF 2025
TENDER NO: 8/2/RNM0569

C3.4. Construction

C3.4.1 Works Specifications

C3.4.1.1 Applicable Specification

The SANS 2001 standards for construction works are applicable to the contract.

C3.4.1.1.1 Applicable SANS 1200 Standardised Specifications

The following SANS 1200 Standardised Specifications for Civil Engineering Construction are applicable:

- SANS 1200 A - 1986 General

C3.4.1.1.2 Other Applicable SANS Specifications

- SANS 10305 – Painting
- SANS 10142 – Electrical works

C3.4.1.2 Particular Specifications

Refer to C3.6

C3.4.1.3 Certification by Recognised Bodies

Certified by the CIDB is a compulsory requirement.

C3.4.2 Plant and Materials

C3.4.2.1 Plant and Materials Supplied by the Employer

None

C3.4.2.2 Materials, Samples and Shop Drawings

All materials are to be tested by a commercial laboratory.

C3.4.3 Construction Equipment

C3.4.3.1 Requirements for Equipment

The Contractor is required to use plant and equipment that is sufficient for the construction of the works.

C3.4.3.2 Equipment Provided by the Employer

None

C3.4.4 Existing Services

C3.4.4.1 Known Services

All known services are shown on the Construction Drawings. However, all existing service should be proven prior to construction. The onus still lies with the Main Contractor to ensure that no services are damaged during the construction period.

C3.4.4.2 Treatment of Existing Services

It is envisaged that some of the existing services may require temporary or permanent relocation. The relevant local authorities should be contacted before relocating any services.

The Contractor shall make efforts to verify details, positions and levels of existing connection points to the satisfaction of the Employers representative, well in advance of undertaking related works to prevent any possible delay if such services are not as indicated or assumed. No claims related to delays resulting from unidentified services shall be entertained.

C3.4.4.3 Use of Detection Equipment for the Location of Underground Services

The contractor, where it is deemed necessary may use detection equipment to locate existing services located below ground level.

C3.4.4.4 Damage To Services

It is the responsibility of the Contractor to ensure that no services are damaged during the construction process. In case the known services indicated on the drawings are damaged, the main Contractor shall be responsible for the repair off the services to the original state before it was damaged, as well as all cost associated with the damaged service.

C3.4.5 Site Establishment

C3.4.5.1 Services and Facilities Provided by the Employer

(a) Water Source

Water supply is available in the vicinity of the Site. Should the Contractor wish to utilise such water supply, he/she shall be responsible for making his own arrangements with the responsible water supply authority for the supply of all water that he may require from such reticulation network for construction purposes as well as for domestic consumption.

If so required by the responsible water supply authority, the Contractor shall further be responsible, at his own cost, for making or otherwise providing metered connections to the available services at the positions specified by the water authority, as well as for the removal of such connections on completion of the Contract.

No warranty is offered or given by the Employer that the existing available reticulated water supply will necessarily be adequate for the Contractor's purposes nor that such supply is in any way guaranteed.

All charges as may be levied by the responsible water supply authority in respect of water consumed by the Contractor shall be for the Contractor's account and payment to the Contractor in respect thereof shall, in accordance with the provisions of subclause, be deemed to be included in the sums tendered by the Contractor for the various items listed in the Bill of Quantities, as well as in the rates tendered by the Contractor for the various other items listed in the Bill of Quantities which require the consumption of water.

The Contractor shall, when reasonably required by the Employers representative, produce documentary proof that all amounts as may have become due and payable by the Contractor to the responsible water authority have been promptly paid in full.

(b) Electricity supply

A electrical power supply is available in the vicinity of the Site. Should the Contractor wish to avail himself of such supply, he shall, in accordance with the provisions of relevant subclause, and at his own cost, be responsible for making his own arrangements with the responsible electricity supply authority for the supply of all electrical power he may require from such reticulation network for construction purposes as well as for domestic consumption.

If so required by the responsible electricity supply authority, the Contractor shall, at his own cost, be responsible for making metered connections to the available services at the positions specified by the electricity supply authority, as well as for the removal of such connections on completion of the Contract.

No warranty is offered or given by the Employers representative that the existing available reticulated electrical power supply will necessarily be adequate for the Contractor's purposes nor that its supply is in any way guaranteed.

All charges as may be levied by the responsible water supply authority in respect of water consumed by the Contractor shall be for the Contractor's account and payment to the Contractor in respect thereof shall, in accordance with the provisions of subclause, be deemed to be included in the sums tendered by the Contractor for the various items listed in the Bill of Quantities, as well as in the rates tendered by the Contractor for the various other items listed in the Bill of Quantities which require the consumption of electricity.

The Contractor shall, when reasonably required by the Employers representative, produce documentary proof that all amounts as may have become due and payable by the Contractor to the responsible electricity supply authority have been promptly paid in full.

(c) Area for Contractor's site establishment

The Contractor may erect his site offices and storage depot within the boundaries of the area indicated by the Employer at the clarification meeting or during the site handover meeting.

The Contractor shall submit a general layout drawing to a scale of not less than 1:200 to the Employers representative for approval before any work on the camp or offices is commenced.

No housing is available and the Contractor shall make his own arrangements to house his employees and transport them to and from the site. All arrangements for housing workmen shall be made in accordance with and subject to applicable regulations and requirements.

The Contractor shall use this area only for the purposes of erecting his site offices, workshops, stores and other facilities required for the execution of the Contract. The Contractor shall not use the area nor allow it to be used for any purposes not directly associated with the execution of the Contract.

The Contractor shall be responsible for arranging, at his own cost, for the provision of all services he may require in the area, as well as elsewhere on the Site.

Should the Contractor deem the area made available by the Employer to be inadequate or unsuitable for the Contractor's particular needs, then the Contractor shall be at liberty to make his own arrangements with the owners of other sites which he considers are better suited to his needs; provided always that the use by the Contractor of any area other than that made available to him by the Employer shall be subject to the prior written approval of the Employer, which approval shall not be unreasonably withheld; and provided further that the Contractor shall have no claim against the Employer in respect of any costs incurred by him, either directly or indirectly in consequence of utilising any area other than that made available to him by the Employer, and which costs exceed those costs allowed for by the Contractor in his Tender.

All water provided by the Contractor for construction purposes shall be clean, free from undesirable concentrations of deleterious salts and other materials and shall comply with any further relevant specifications of the Contract. The Contractor shall, whenever reasonably required by the Employer, produce test results demonstrating such compliance. Water provided by the Contractor for human consumption shall be healthy and potable to the satisfaction of the health authorities in the area of the Site.

No separate payment will be made to the Contractor for the obtainment, distribution and consumption of water, the costs of which will be deemed to be included in the Contractor's tendered rates.

(a) Electricity

The Contractor shall, at his own expense, be responsible for obtaining and distributing all electricity as he may require for the purposes of executing the Contract, including electricity for both construction purposes and domestic use, as well as for making all arrangements in connection therewith.

The distribution of electricity shall be carried out by the Contractor strictly in accordance with the applicable laws and regulations.

No separate payment will be made to the Contractor for the obtainment, distribution and consumption of electricity, the costs of which will be deemed to be in the Contractor's tendered rates and prices.

C3.4.5.2 Storage And Laboratory Facilities

A temporary storage unit must be procured and placed on site for storage of equipment as directed by the Employer. A commercial laboratory will be utilised.

C3.4.5.3 Vehicles and Equipment

No requirements are specified.

C3.4.5.4 Advertising Rights

It is the Main Contractor's responsibility that no suppliers advertise on site. Any advertisement from suppliers shall be removed at the cost of the Main Contractor.

C3.4.5.5 Notice Boards

The main Contractor is allowed to place a Notice board on site. The maximum allowed size of this board should be as per the attached notice board drawing or to be provided before commencement of work by client.

C3.4.6 Site Usage

The Contractors are allowed to work outside the allowed working hours, as agreed with the Employer's Agent. The disturbance to the residence should be kept at a minimum.

C3.4.7 Permits and Way Leaves

Before construction of the Works, or any phase of the Works, the Contractor shall contact all relevant parties and authority officials to establish the existence of existing services on site. The Contractor shall be responsible for obtaining permission to proceed. No claims shall be lodged by the Contractor for delays in obtaining these permissions

C3.4.8 Water for Construction Purposes

The onus lies with the Main Contractor to source and pay for construction water. The quality of the construction water should be as specified is SANS.

C3.4.9 Extension of Time Due to Abnormal Rainfall

- (a) Regardless of the cause of any delay an extension of time will only be considered if it can be shown that the activity delayed is on the critical path indicated on the Works Programme.
- (b) No extension of time will be granted in respect of any delays attributed to normal climatic conditions. Normal Climatic Conditions shall be deemed to include normal rainfall and associated wet conditions and materials, strong winds and extremes of temperature. However, in the event that delays to critical activities exceed the number of working days listed in clause 5.12.2.2 of the Contract Data, then abnormal climatic conditions shall be deemed to exist, and an extension of time shall be granted in accordance with the provisions of that Clause.
- (c) Claims for delays for abnormal climatic conditions shall be accompanied by substantiating facts and evidence, which shall be submitted timeously as each day or half-day delay is experienced. Should an extension of time be granted by the Engineer such extension of time will be added to the Time for Completion or set against any over-provision that may have occurred in the abovementioned schedule.
- (d) It shall be further noted that where the critical path is not affected, no extension of time for abnormal climatic conditions or for any other reason will be entertained.
- (e) Any extension of time in respect of wet climatic conditions granted in terms of this clause shall not be deemed to take into account delays experienced by the Contractor in repairing or reinstating damage to or physical loss of the Works arising from the occurrence of abnormal climatic conditions. Extension of time in respect of any such repairs or reinstatement regarding damage shall be the subject of a separate application for extension of time in accordance with the provisions of the Conditions of Contract.

C3.4.10 Features Requiring Special Attention

(a) Site Maintenance

During progress of the work and upon completion thereof, the Site of the Works shall be kept and left in a clean and orderly condition. The Contractor shall store materials and equipment for which he is responsible in an orderly manner, and shall keep the Site free from debris and obstructions.

(b) Subcontractors

All matters pertaining to subcontractors (including Nominated Subcontractors) and the work executed by them shall be dealt with directly between the Employer and the Contractor in the context of all subcontract work being an integral part of the Works for which the Contractor is responsible.

The Employer will not liaise directly with any Subcontractors nor will he issue instructions concerning the subcontract works directly to any Subcontractor.

All matters arising from the subcontract agreements shall be dealt with directly between the Contractor and the Subcontractors and the Employer will not become involved.

(c) Access to Properties

The Contractor shall organise the work to cause the least possible inconvenience to the public and to the property owners adjacent to or affected by the work, and except as hereunder provided, shall at all times provide and allow pedestrian and vehicular access to properties within or adjoining or affected by the area in which he is working.

If, as a result of restricted road reserve widths and the nature of the work, the construction of bypasses is not feasible, construction shall be carried out under traffic conditions to provide access to erven and properties.

Notwithstanding the foregoing, the Contractor may, with the prior approval of the Employer (which approval shall not be unreasonably withheld), make arrangements with and obtain the acceptance of the occupiers of erven and properties to close off part of a street, road, footpath or entrance temporarily, provided that the Contractor duly notifies the occupiers of the intended closure and its probable duration, and reopens the route as punctually as possible. Where possible, such streets, roads, footpaths and entrances shall be made safe and reopened to traffic overnight. Such closure shall not absolve the Contractor from his obligations under the Contract to provide access at all times. Barricades, traffic signs, drums and other safety measures appropriate to the circumstances shall be provided by the Contractor to suit the specific conditions.

(d) Existing Residential Areas

Electricity and water supply interruptions in existing residential areas shall be kept to a minimum. The Employer's approval shall be obtained prior to such interruptions and residents shall be notified in writing at least **24 hours** but not more than 48 hours in advance. Supplies shall be normalised by 16:00 on the same day.

(e) Employment of Local Labour

The Tenderer shall limit the utilisation of his permanently employed personnel to Key Personnel, such as Contracts Managers, Site Agents, Foremen, Supervisors, Plant Operators, Materials and Survey Technicians, Artisans, Trainers, Buyers, Storemen and the like should such expertise not be available out of the community.

The Tenderer shall make maximum use of the human resources existing in the local community. The Tenderers shall apply to the employment labour desk, conveyed by the Ward Councillor or Project Steering Committee for details of those labourers who are available in the area of work and he shall provide preference to those labourers identified by the Ward Councillor or Steering Committee.

The employment of labour from outside the local area will only be considered and permitted by the Engineer in the event of:

- the unavailability of sufficient numbers of local labourers to execute the work;
- the unavailability within the local community of the required skills necessary for the execution of specific portion of work, and where the completion period does not permit the creation of the necessary skills through training.

In both cases the Tenderer shall prove to the satisfaction of the Employer that he has exercised his best endeavours and taken all reasonable actions to recruit local labour.

The Tenderer shall maintain accurate and comprehensive daily records of all labour engaged on the tender and shall submit to the Employer at two weekly intervals detailed labour returns substantiating the actual numbers of labourers employed, the amounts actually paid in respect thereof, and details of the various activities undertaken by the labourers.

The employment of casual labour will be done in co-operation with community leaders and local structures. The Tenderer shall ensure that all remuneration paid to employees is in line with the relevant sectorial determination in terms of the Basic Conditions of Employment Act, as determined by the Department of Labour.

(f) Monthly Statements and Payment Certificates

The statement to be submitted by the Contractor in terms of the Conditions of Contract shall be prepared by the Contractor at his own cost, strictly in accordance with the standard payment certificate prescribed by the Employer, in digital electronic computer format. The Contractor shall,

together with a copy of the digital electronic computer file of the statement, submit two (2) A4 size paper copies of the statement.

For the purposes of the Employer's payment certificate, the Contractor shall subsequently be responsible, at his own cost, for making such adjustments to his statement as may be required by the Employer for the purposes of accurately reflecting the actual quantities and amounts which the Employer deems to be due and payable to the Contractor in the payment certificate.

The Contractor shall, at his own cost, make the said adjustments to the statement and return it to the Employer within three (3) normal working days from the date on which the Employer communicated to the Contractor the adjustments required. The Contractor shall submit to the Employer five (5) sets of A4 size paper copies of such adjusted statement, together with a copy of the electronic digital computer file thereof.

Any delay by the Contractor in making the said adjustments and submitting to the Employer the requisite copies of the adjusted statement for the purposes of the Employer's payment certificate will be added to the times allowed to the Employer in terms of the Conditions of Contract to submit the signed payment certificate to the Employer and the Contractor. Any such delay will also be added to the period in which the Employer is required to make payment to the Contractor.

(g) Construction in Restricted Areas

Working space is sometimes restricted. The construction method used in these restricted areas largely depends on the Contractor's Plant. Notwithstanding, measurement and payment will be strictly according to the specified cross-sections and dimensions irrespective of the method used, and the rates and prices tendered will be deemed to include full compensation for any difficulties encountered by the Contractor while working in restricted areas. No extra payment or any claim for payment due to these difficulties will be considered.

(h) Notices, Signs, Barricades and Advertisements

All notices, signs and barricades, as well as advertisements, may be used only if approved by the Employer. The Contractor shall be responsible for their supply, erection, maintenance and ultimate removal and shall make provision for this in his tendered rates.

The Employer shall have the right to instruct the Contractor to move any sign, notice or advertisement to another position, or to remove it from the Site of the Works if in his opinion it is unsatisfactory, inconvenient or dangerous.

(i) Workmanship and Quality Control

The onus to produce work that conforms in quality and accuracy of detail to the requirements of the Specifications and Drawings rests with the Contractor, and the Contractor shall, at his own expense, institute a quality control system and provide suitably qualified and experienced engineers, foremen, surveyors, materials technicians, other technicians and technical staff, together with all transport, instruments and equipment to ensure adequate supervision and positive control of the Works at all times.

The cost of supervision and process control, including testing carried out by the Contractor, will be deemed to be included in the rates tendered for the related items of work.

The Contractor's attention is drawn to the provisions of the various Standardized Specifications regarding the minimum frequency of testing required. The Contractor shall, at his own discretion, increase this frequency where necessary to ensure adequate control.

On completion and submission of every part of the work to the Employers representative for examination and measurement, the Contractor shall furnish the Employers representative with the results of the relevant tests, measurements and levels to demonstrate the achievement of compliance with the Specifications.

RAY NKONYENI MUNICIPALITY

NOTICE NO: 019 OF 2025

TENDER NO: 8/2/RNM0569

C3.5. Management

C3.5.1 Management of the Works

C3.5.1.1 Applicable Specification

As specified under Clause C3.4

C3.5.1.2 Particular Specifications (C3.6 - Annexes)

As specified under Clause C3.4 and C3.6

C3.5.1.3 Planning and Programming

If, during the progress of the Works, the quantities of work performed per week fall below those shown on the approved Contractor's programme, or if the sequence of operations is altered, or if the programme is deviated from in any other way, the Contractor shall, within one week after being notified by the Employers representative, submit a revised programme clearly indicating how he intends to regain lost time to ensure completion of the Works within the period defined in term of Conditions of Contract or any extended time granted.

Proposal to increase the tempo of work must incorporate positive steps to increase production either by more labour and plant on the Site, or by using the available labour and plant in a more efficient manner.

Failure on the part of the Contractor to submit or to work according to the programme or revised programmes shall be sufficient reason for the Engineer to take steps as set out in the Conditions of Contract.

The approval of a programme by the Employers representative shall have no contractual significance other than that the Employers representative will be satisfied if the work is carried out according to the programme. The said approval shall not limit the right of the Employer to instruct the Contractor to vary the programme if necessary.

C3.5.1.4 Sequence Of The Works

As specified elsewhere. (Refer also C3.5.1.3 and the Contract Data)

C3.5.1.5 Software Application For Programming

Not applicable.

C3.5.1.6 Methods And Procedures

The Works shall be executed in terms of the various and applicable SANS specifications, the EMP, the general Health and Safety Specifications and subsequent Health and Safety Plan, the Conditions of Contract as well as the various clauses within the Scope of Work.

C3.5.1.7 Quality Plans and Control

Refer the various and applicable SANS specifications, the EMP, the general Health and Safety Specifications and subsequent Health and Safety Plan, the Conditions of Contract as well as the various clauses within the Scope of Work.

C3.5.1.8 Environment

The Contractor shall, for the duration of the contract, take appropriate measures to control the dust and soil movement which may arise due to his operations.

Refer the various and applicable SANS specifications, the EMP, the general health and safety specifications and subsequent health and safety plan, the Conditions of Contract as well as the various clauses within the Scope of Work.

C3.5.1.9 Testing, Completion, Commissioning and Correction of Defects

Refer the various and applicable SANS specifications, the EMP, the general health and safety specifications and subsequent health and safety plan, the Conditions of Contract as well as the various clauses within the Scope of Work.

C3.5.1.10 Recording of Weather

A rain gauge in good working condition shall be provided at site by the Contractor for measurement of rainfall.

C3.5.1.11 Format of Communications

All contractual communication shall be in writing.

The Contractor shall, for the full duration of the Contract Period, supply and maintain the following documentation:

- (a) Site Diary and Instruction Book.
- (b) Safety File containing all relevant safety data.
- (c) Daily register of all labour, plant and equipment.
- (d) Quality Control file containing all quality control/assurance forms and records.
- (e) One full set of Contract Drawings and documents.
- (f) Latest revision of the Construction Programme.

The above-mentioned shall be kept on Site and shall be accessible to the Employers representative at all times.

C3.5.1.12 Key Personnel

Key personnel shall be on site at all times to control and supervise construction activities.

C3.5.1.13 Management Meetings

The Contractor shall have regular site management meeting to coordinate and manage the Works.
Monthly Contract Meeting shall be held on site. This meeting shall be chaired by the Employers representative.

C3.5.1.14 Forms for Contract Administration

The Employer and the Contractor shall operate and maintain their own individual contract administration systems.

C3.5.1.15 Daily Records

Refer the various and applicable SANS specifications, the EMP, the general health and safety specifications and subsequent health and safety plan, the Conditions of Contract as well as the various clauses within the Scope of Work.

C3.5.1.16 Payment Certificates

Refer the various and applicable SANS specifications, the EMP, the general health and safety specifications and subsequent health and safety plan, the Conditions of Contract as well as the various clauses within the Scope of Work.

C3.5.1.17 Proof of Compliance with the Law

Refer the various and applicable SANS specifications, the EMP, the general health and safety specifications and subsequent health and safety plan, the Conditions of Contract as well as the various clauses within the Scope of Work.

C3.5.1.18 Insurance Provided by the Employer

Refer the various and applicable SANS specifications, the EMP, the general health and safety specifications and subsequent health and safety plan, the Conditions of Contract as well as the various clauses within the Scope of Work.

RAY NKONYENI MUNICIPALITY
NOTICE NO: 019 OF 2025
TENDER NO: 8/2/RNM0569

C3.6. Annexes

- C3.6.1 Variations And Additions To Standard Specifications
- C3.6.2 Health and Safety Specifications by the Employer
- C3.6.3 Construction Environmental Management Plan
- C3.6.4 Tender Drawings and Specifications
- C3.6.5 Site Information

RAY NKONYENI MUNICIPALITY

NOTICE NO: 019 OF 2025

TENDER NO: 8/2/RNM0569

Annex C3.6.1 Variations and Additions to Standard Specifications

Notes to tenderer:

1. In certain clauses the Standard Specifications allow a choice to be specified in the project specifications between alternative materials or methods of construction and for additional requirements to be specified to suit a particular contract. Details of such alternatives or additional requirements applicable to this contract are contained in this part of the project specifications. It also contains some additional specifications required for this particular contract.
2. The number of each clause and each payment item in this part of the project specifications consists of the prefix B followed by a number corresponding to the number of the relevant clause or payment item in the standard specifications. The number of a new clause or a new payment item which does not form part of a clause or a payment item in the standard specifications and which is included here, is also prefixed by B followed by a new number. The new numbers follow on the last clause or item number used in the relevant section of the standard specifications.

SABS 1200 A: GENERAL

PSA2.8 Schedule of Quantities

PSA2.8.1 Principle:

Items which are designated as provisional quantities or provisional in the Bill of Quantities are intended to provide for works, the need or extent of which cannot be forecast. Work scheduled as such shall only be undertaken on the written instruction of the Employers representative and, where applicable, shall be paid for at the tendered rate or in the absence of rates shall be valued in accordance with Clause 6.4.1 of the General Conditions of Contract 2010.

The Bill of Quantities shall not be used for ordering purposes and no liability or responsibility shall be admitted by the Employers representative in respect of materials ordered or procured by the Contractor on the basis of the Bill of Quantities

PSA3 MATERIALS

PSA3.1 Material Quality

The Employers representative will take samples from stockpiles of proposed construction materials on site and from the completed works. Approval will not be granted for samples delivered direct to the Employer's office. The Contractor shall be responsible for the cost of all failures on test samples and control testing.

Large items not normally stored in a building shall be neatly stacked or laid out on suitable cleared areas on the Site. Grass or vegetation shall not be allowed to grow long in the storage areas and the material shall be kept free of dust and mud and be protected from Stormwater.

Every precaution shall be taken to keep cement dry and prevent access of moisture to it from the time it leaves the place of manufacture until it is required for use on the Site. Bags of cement which show any degree of hydration and setting shall be removed from the site of the Works and replaced at the Contractor's own expense.

Materials shall be handled with proper care at all times. Under no circumstances may materials be dropped from vehicles. Large pipes shall be lifted or lowered only by means of suitable hoisting equipment.

PSA5.2 Watching, Barricading, Lighting

The Contractor shall employ competent watchmen to guard the Works both by day and night.

From the time any portion of the Works commences, until the Completion of the Works and the issue of the Certificate of Completion of the Works, the Contractor shall be responsible for protecting the property of the Employer and all persons having business on the Site from anything dangerous or likely to cause damage or injury. The Contractor shall take all practical precautions to avoid nuisance or inconvenience

to the owners or occupier of properties near to the Site and to the public generally whilst carrying out the Works and shall at all times keep the Site clean and in a safe and satisfactory condition.

PSA8.2.2 Time-Related Items

Add the following:

Where extension of time is approved, payment for time-related items shall only be applicable to working days as defined in the Contract.

PSA5.7 OCCUPATIONAL HEALTH AND SAFETY

The contractor shall abide by the Occupational Health and Safety rules as described in Section C 3.5.2 of this document

PSA7 TESTING

PSA7.1 Testing Principles

Every completed layer or section of the Works shall be subject to check testing by the Contractor. Once the Contractor is satisfied with the standard of the Works, the Employers representative will be requested to perform acceptance testing for the particular section. When giving notice, the Contractor shall provide the Employers representative with the results of the check testing indicating that the Work is to specification.

Failure by the Contractor to notify the Employers representative or to provide the required information or, where specified, to perform the required test, will be grounds to exempt the Employer from payment for the associated work and for all subsequent work which would be affected by the failure of the Work to be tested.

The Employers representative will be under no obligation to the Contractor to perform the tests. If the Employers representative elects not to perform a particular test after notification by the Contractor, the Contractor will be issued with a written instruction to proceed with the relevant works without the acceptance test being performed.

Nothing contained in this clause will relieve the Contractor of any responsibilities under the specification or in any way limit the tests, which the Employers representative may call for or perform in terms of the specification.

PSA7.2 Approved Laboratories

Acceptance testing shall be done by a laboratory selected by the Employers representative. The Employers representative requires twenty-four hours' notice from the Contractor in order to perform the relevant acceptance test.

All acceptance testing by the Employers representative shall be paid by the Contractor. The costs of such tests which meet the specification requirements will be reimbursed to the Contractor in the monthly payment certified. This payment shall consist of a billed amount plus the tendered mark-up.

A Provisional Sum has been provided in Section 1 of the Bill of Quantities to allow for the cost of such testing.

The Contractor shall make due allowance for testing procedures in the construction programme.

PSA8.2 PAYMENT

PSA8.2.2 Time-Related Items

Add the following:

Where extension of time is approved, payment for time-related items shall only be applicable to working days as defined in the Contract.

PSA8.8.4 Existing Services

The tendered rate for item 1.7.3 shall further cover the cost of backfilling the excavation with selected material compacted to 90% AASHTO density, keeping the excavation safe and taking care that the services are not damaged in any way. No direct payment will be made for the protection of such services.

PSA9* RECORD DRAWING INFORMATION

As the Works are progressing, the Contractor shall mark on a special set of drawings, all as-built details and submit them to Employers representative for approval on a monthly basis.

The Certificate of Completion shall only be issued once all the as-built information has been received from the Contractor and verified by the Employers representative.

The as-built information shall include data sheets in MS EXCEL format providing full details in itemised form of all infrastructure components purporting to be NEW INFRASTRUCTURE ASSETS for which the Municipality is required to compile an asset register in terms of National Treasury requirements. Such schedule shall provide the Built value of any such assets, the life expectancy thereof, the date from which these assets were put into practical operation as well as any other detail in a format as may be required and specified by the Ray Nkonyeni Municipality Asset Management Division within the Finance Directorate.

It shall be a further requirement that all as-built information, as explained above and in a format satisfying the requirements of the Ray Nkonyeni Municipality GIS Division, shall be prepared by the contractor and handed to the Employers representative for verification and handing over to the Municipality.

PSA11* SITE INSTRUCTIONS

The Employers representative shall supply a site instruction book for specific use on the Site. All instructions given by the Employers representative must be confirmed and signed.

The Contractor shall supply a triplicate book for site correspondence and inspection requests to the Employers representative. Reasonable notice time shall be allowed prior to inspections. All inspections request and approval/disapproval thereof shall be recorded by the Site staff in writing.

PSD 5 CONSTRUCTION

PSD 5.1 PRECAUTIONS

PSD 5.1.2 Existing Services

PSD 5.1.2.2 Detection, location and exposure

Add the following paragraph:

If existing services are not shown on the drawings but the existence thereof can be reasonably expected, the Contractor shall, in conjunction with all relevant authorities, determine the exact depth and location of such services before the commencement of construction. After locating the exact position of services, whether indicated on the drawings or not, such services shall be deemed to be known services and the Contractor shall be liable for all costs and subsequent costs arising from the damage thereof as a result of the Contractor's activities. These services must also be indicated on the "As Built" drawings.

PSD 5.1.2.3 Protection of Cables

Substitute "estimated position" in the second sentence of D 5.1.2.3 with "actual or exposed position".

PSD 5.1.4 Nuisance

PSD 5.1.4.1 Dust nuisance

Add the following paragraphs:

The Contractor is responsible for dust control and is liable for all claims that may result from dust nuisance on all parts of the site and at all times from the date of handing over of the site to the completion date of the contract. An item has been included in the schedule of quantities for payment of this work. Also refer to the Environmental Management Plan in this regard.

The Contractor shall take the necessary precautions to prevent sand blowing onto adjacent properties during the construction period. Where necessary stabilisation deemed will be specified, but during construction the Contractor will be responsible for keeping the sand damp to prevent wind erosion. Provision for keeping sand damp must be included in the Contractor's tender rates for this item.

PSD 5.1.6 Road Traffic Control

Add the following paragraphs:

- a) Sufficient road signs must be erected in such a way that motorists will be warned in time of works, e.g. at the closing of a street sufficient signs to direct traffic must be erected at the preceding intersection.
- b) Bypasses and/or road signs shall be provided and/or erected at all locations where the free flow of traffic is obstructed and shall be approved by the Engineer before the commencement of construction. Where main roads are crossed, detours and temporary traffic signs must be provided.
- c) Danger tape must be put up between drums and tied around the drums.
- e) Drums may not be filled with stones. The spacing of drums must be in such a way (maximum 5 m) that they are visible from all directions.
- f) Sufficient safety measures must be utilised for pedestrians.

PSD 5.2 METHODS AND PROCEDURES

PSD 5.2.1 Site Preparation

PSD 5.2.1.2 Conservation of topsoil

Add the following paragraph:

Removal of topsoil shall only occur in areas as approved by the Employers representative in writing. The topsoil shall be conserved for use elsewhere. Refer to the Environmental Management Plan in this regard.

PSD 5.2.2 Excavation

PSD 5.2.2.3 Disposal

Substitute the second sentence of this clause with the following paragraph:

All surplus and unsuitable material shall be disposed of at the nearest municipal dump site or any other site located by the Contractor and approved by the Employers representative in writing.

PSD 5.2.2.4 Excavation by hand around existing services

Where hand excavation is required around existing services it shall be done within 3, 0 m above and on both sides of cables and within 300 mm above and on both sides of pipes, as well as underneath the services.

PSD 5.2.3 Placing and Compaction

PSD 5.2.3.1 Embankments

Add the following paragraph:

In-situ sandy material with a PI<12 shall be compacted to 98% Mod AASHTO while clayey sands and sandy clays be compacted to 95% Mod AASHTO to a depth of 300 mm. Sandy fill shall be compacted in layers to 100% Mod AASHTO.

PSD 5.2.4.3 Grass or other vegetation

Add the following paragraphs:

The vegetation shall consist of an approved grass or hydroseed mixture and the contractor shall carry out sufficient tests with the applied top soil to ensure that the grass or hydroseeding mixture proposed for use is suitable and will flourish after application and watering. This is particularly important for the lining of the channels and the contractor must submit various grass mixtures from a specialist horticulturist for consideration in the grass lining of the channels. The cost of any such submissions together with the cost of supplying suitable fertiliser must be included in the applicable rates for this work.

Hydroseeding shall be carried out at the earliest convenient stage of the construction and shall be arranged to suit the program of completed work.

The Contractor shall arrange for the topsoil to be tested for fertiliser requirements and he shall submit the test reports to the Engineer who will, after that, issue instructions on the fertiliser to be used. The cost of any such tests together with the cost of supplying fertiliser must be included in the applicable rates for this work.

Undue humps and hollows shall be smoothed out before hydroseeding is commenced.

PSD 8.3.11 MEASUREMENT AND PAYMENT

PSD 8.3.11 Grassing or other Vegetation Cover

Add the following paragraph:

The rate tendered shall cover the cost of all tests on the topsoil, procuring the seed, delivering to site, providing all labour, equipment, fertilizer, and water, hydroseeding the mixture onto the topsoil watering and maintaining the vegetation cover until the end of the maintenance period.

PSD 5.2.5 Transport for Earthworks

PSD 5.2.5.1 Freehaul

Add the following paragraph:

The movement of material to and from any source within a 0.5km radius of the site will be taken as free haul, with no additional payment for loading, handling, haulage and placement in the final position.

PSD 5.2.6 STABILISATION

PSD 5.2.6.1 Construction

The top sand surface on completed terraces and other areas or the base of excavated clay pockets shall be stabilised as directed by the Employers representative.

Baled straw shall be placed on the completed area, opened and evenly spread by hand or machine at a coverage rate of one bale per 20m² over the area to be stabilised. It shall then immediately be harrowed into the upper 100 mm layer of sand using a serrated disc harrow or by labour-based methods in an east-west or west-east direction. Twigs, grass, etc from site clearance can also be utilised provided that a similar cover and degree of stabilisation to straw is achieved.

This operation shall not be attempted when the wind strength is such as to remove the material before it can be harrowed.

PSD 5.2.6.2 Measurement and Payment

The rate shall include the supply, placing, spreading and harrowing in of the straw and for all transport, plant, materials, labour and incidentals necessary to complete the Work as specified.

PSD6 TOLERANCES

PSD 6.1 POSITION, DIMENSIONS, LEVELS, ETC

Add the following paragraph:

gaps larger than 150 mm do not occur.

SABS 1200 G: CONCRETE

PSG CONCRETE (STRUCTURAL)

PSG 1 EXPLANATION OF TERMS

PSG 1.1 Exposure Conditions

Further to the descriptions in 2.4.1, the exposure conditions are deemed to be “very severe” as defined in 2.4.1.4.

PSG 2 MATERIALS

PSG 2.1 Cement

This sub clause is amended by addition of the following paragraph:

Only PC 30 FA cement complying with SABS 1466 may be used in waterlight concrete.

PSG 2.2 Applicable Specification

In addition to the requirements of SABS 1083 in respect of the coarse and fine aggregates, all aggregates shall be of dolomitic origin except that mass concrete and structural concrete that will not come into contact with effluent need not make use of dolomitic aggregates.

PSG 2.3 Approval of Admixtures Required

The Contractor will be permitted to use admixtures necessitated by his design to the approval of the Employers representative except that air entraining agents will not be permitted under any circumstances.

PSG 3 REINFORCEMENT

PSG 3.1 Fixing

The sub clause is amended by addition of the following paragraphs:

Reinforcement in structures is not to be welded unless specifically approved in writing by the Employers representative in exceptional circumstances. All welding procedures are to be subject to the prior approval of the Employers representative in writing.

Mechanical butt joining of reinforcement will be permitted subject to test pieces and procedures having the prior approval of the Employers representative.

PSG 3.2 Cover

Cover shall not be less than 50 mm notwithstanding the requirements of Table 1 for grade 40 concrete in very severe conditions.

Further to the provisions of 5.1.3, no metal supports, spacers or wire ties used for holding reinforcement in position shall be in contact with formwork nor shall it have less cover to outside concrete faces than is specified for the steel reinforcement.

PSG 4 CONSTRUCTION

PSG 4.1 Classification of Finishes

Unless otherwise stated on the drawing or Schedule of Quantities a smooth finish is required with Degree of Accuracy II. Special finishes with more stringent tolerances are required for certain of the structures and are stated on the appropriate drawings.

PSG 4.2 Quality – General

This sub clause is amended by the addition of the following paragraph:

To ensure quality, the Contractor shall provide a responsible person(s) approved by the Employers representative with an adequate knowledge of concrete technology in mixing, placing and curing of concrete for the supervision at all times of the production, transporting and placing of concrete.

PSG 4.3 Durability

Notwithstanding the water/cement ratios stated in Table 5, a maximum water/cement ratio of 0,5 will be applicable to all strength concrete.

PSG 4.5 Strength Concrete

Concrete shall be of the grades stated on the drawings and in the Schedule of Quantities. A minimum cement content of 400kg per m³ of concrete is required for all concrete in structures which are in contact with the sewage effluent. A mix design for each specified grade of strength concrete is to be approved by the Employers representative prior to the mix being used in the works.

PSG 4.6 Preparation of Formwork

Add the following paragraph to this sub clause:

Ties used to secure and align formwork should not pass completely through any part of a structure which is classed as water retaining unless effective precautions are taken to ensure watertightness after their removal. The ends of any embedded ties must have a cover equal to that required for the reinforcement. The gap left from the end of the tie to the face of the concrete must be effectively sealed. Under no circumstances will tubes for accommodating ties which are made of a brittle material such as fibre cement be allowed.

PSG 4.7 Ready-mixed Concrete

Use of ready-mixed concrete will be acceptable provided the Employers representative has given his prior approval of the concrete production facility. Testing of ready-mixed concrete shall be as specified in PSG 6.

PSG 6 MEASUREMENT AND RATES

PSG 6.1 Formwork

Further to the provisions of 8.1.3(d), holes to be formed in walls or slabs for the building in of pipes/specials will be measured by number for the area of opening within the following ranges for the stated thickness of wall:

- a) not exceeding 0,25 m²
- b) exceeding 0,25 m² but not exceeding 0,50 m²
- c) exceeding 0,50 m² but not exceeding 0,75 m²
- d) exceeding 0,75m² but not exceeding 1,00m²

PSG 6.2 Reinforcement

This sub clause shall be deleted and replaced by the following:

Steel bar reinforcement shall be measured by the metric ton (or kg for small quantities) calculated from the cutting lengths shown on the drawings and using the tabulated mass per linear metre for the nominal diameter of the bar.

<u>Bar diameter (mm)</u>	<u>Mass per linear meter (kg)</u>
6	0,222
8	0,395
10	0,616
12	0,888
16	1,579
20	2,466
25	3,854
32	6,313

Welded steel fabric shall be measured in metric tons based on the nominal mass per square metre or in square metres for each mesh reference.

RAY NKONYENI MUNICIPALITY
NOTICE NO: 019 OF 2025
TENDER NO: 8/2/RNM0569

C3.6.2 Health and Safety Specifications by the Employer

1. Interpretations

1.1 Application

This specification is a compliance document drawn up in terms of South African legislation and is therefore binding. It must be read in conjunction with relevant legislation as noted previously.

1.1 Definitions

The definitions as listed in the Occupational Health & Safety Act 85/1993 and Construction Regulations (2014) shall apply.

2. MINIMUM ADMINISTRATIVE REQUIREMENTS

2.1 Asbestos Regulations

The project scope of work will entail the removal of the existing asbestos roof sheeting and the replacement thereof, with galvanised steel sheeting. The removal and disposal of the asbestos roof sheeting will be undertaken by a Registered Asbestos Contractor. In light of the foregoing the project will be subject to the Asbestos Regulations (2002) and Asbestos Abatement Regulations, 2020, which were promulgated in terms of the Occupational Health and Safety Act 85 of 1993.

In line with the aforementioned regulatory prescripts, the following requirements should be complied with;

- Notification of the Provincial Director of the Department of Labour prior to commencement of the work. This item shall be undertaken by the AIA.
- The asbestos demolition work and disposal should be carried out by a registered asbestos contractor.
- All asbestos materials likely to become airborne should be identified.
- A plan of work should be submitted at least thirty (30) days prior to the commencement of that work, to an approved inspection authority. This item shall be undertaken by the AIA.
- During and after the completion of demolition work, steps should be taken to ensure that;
 - All asbestos and materials containing asbestos are handled and disposed of in accordance with the Asbestos Regulations (2002).
 - All persons exposed to or likely to be exposed to asbestos are issued with appropriate personal protective equipment (PPE) and that such equipment is used properly.
 - The premises, structures or area are thoroughly checked to ensure that all asbestos waste has been removed.

2.2 Health and Safety Plan

The Principal Contractor shall prepare a documented Health and Safety Plan as per Construction Regulations 7(1) (a) based on the information / requirements contained in this specification and the baseline risk assessment for the project and demonstrate to us how he is going to implement Health and Safety on site.

2.3 Health and Safety File

The Principal Contractor must, as required by Construction Regulation 7(2)(b) compile and keep a health and safety file on site at all times that must include all documentation required in terms of The Act and Regulations and this specification. It must also include a list of all Sub Contractors on site that are accountable to the Principal Contractor and the agreements between the parties and details of work being done. The Principal Contractor health and safety file must after compilation be submitted to the Health and Safety Agent for approval before any work commencement on site.

The health and safety file must contain the following documentation:

- Notification of Construction Work
- Proof of registration and good standing with the Compensation Commissioner or a COID Insurer
- Safety, Health and Environment Policies
- Health and safety plan agreed with the Client's Agent
- Legal Appointments

- Certificates of medical fitness
- Risk assessment(s) and method statements
- Material Safety Data Sheets (MSDS)
- Traffic Management Plan
- Emergency Preparedness Plan
- Training Records
- Personal Protective Equipment (PPE) records
- A list of Contractors (Sub-Contractors) including copies of the agreements between the parties and the type of work being done by each Contractor
- The following registers:
 - Accident and/or incident register (Annexure 1 of the General Administrative Regulations)
 - Occupational Health and Safety representative's inspection register
 - Daily inspections of vehicles, plant and other equipment by the operator, driver and/or user
 - Inspection of hand tools
 - Inspection and maintenance of explosive powered tools
 - Inspection of electrical installations (including inspection of portable electrical tools, electrical equipment and other electrical appliances)
 - Inspection for temporal electrical installations
 - First-aid box content
 - Record of first-aid treatment
 - Fire equipment inspections and maintenance
 - Record of hazardous chemical substances (HCS) kept and used on site
 - Machine safety inspections (including machine guards, lock-outs etc);
 - Inspection registers and logbooks for lifting machines and – tackle (including daily inspections by drivers/operators)
 - Inspection of stacking and storage
- The OHS Act and its Regulations (Construction Regulations 2014)
- Meeting records
- Internal Audits records
- Client's Audits records
- Other records relating to health and safety management on site

The Client's Agent will conduct an evaluation of the Principal Contractor's health and safety file from time to time during a month, but at least once a month.

2.4 Mandatories and Contractors Safety File

It is a requirement that the Principal Contractor, when he appoints Contractors, includes an OHS Act Section 37(2) agreement (i.e. Agreement with Mandatary) in his agreement with such Contractor.

Each Contractor must keep his/her health and safety file updated for the Principal Contractor, on a weekly basis. The Subcontractor must agree to comply with the terms of the Provisions of Section 37(2) of the Occupational & Safety Act, Act No. 85 of 1993 together with the Construction Regulations 2014.

The Principal Contractor must conduct an evaluation of the Contractor's health and safety file from time to time during a month, but at least once a month.

2.5 Notification of Intention to Commence Construction Work

The Principal Contractor must notify Department of Labour in writing of construction work as per section 4 of Construction Regulations and keep the stamped copy in the file.

3. STRUCTURE AND RESPONSIBILITIES

3.1 Overall Supervisions and Responsibility for Health and Safety

It is the Principal Contractor's responsibility to implement and maintain the health and safety plan approved by the Client.

The Chief Executive Officer (in terms of Section 16(1) of the OHS Act) of the Principal Contractor is to ensure that the Employer (as defined in the OHS Act) complies with the OHS Act.

The Principal Contractor's Chief Executive Officer may appoint any person reporting to him/her as Designated Person in terms of Section 16(2) of the OHS Act. Such Designated Person is responsible to assist the Chief Executive Officer to ensure that the Employer complies with the requirements of the OHS Act.

3.2 Operational Responsibilities for Health and Safety

The Principal Contractor must appoint designated competent employees and/or other competent persons to assist with the operational responsibilities for health and safety during the works. Appointments shall be guided/ structured by the legislation requirements and the scope of works to be performed by the contractor. It is acknowledged that the Principal Contractor may need to allocate more than one appointment to certain staff members. This practice may only take place if Health and Safety Standards would not be negatively affected. Should the Health and Safety Agent deem such practice as having a negative effect on Health and Safety Standards; then alternative arrangements will have to be made.

A part time Health and Safety Officer shall be appointed by the Principal Contractor subject to the following conditions:

- The person must either have completed a SAMTRAC (Safety Management Training Course), which is administered by NOSA, a 3 Week Health and Safety Management Course, which is administered by Lexis Nexus, National Diploma in Safety Management or another course approved by Client's Agent as a minimum requirement.
- The Health and Safety Officer must be registered with the South African Council for Project and Construction Management Professions (SACPCMP) or have proof of application for registration.

3.3 Appointment of Health and Safety Representative

Where the Principal Contractor employs more than 20 persons [including the employees of other contractors (sub-contractors)] he shall appoint one Health and Safety representative for every 50 employees or part thereof. General Administrative Regulation 6 requires that the election, appointment and subsequent designation of the Occupational Health and Safety representatives be executed in consultation with employee representatives or employees.

Occupational Health and Safety representatives shall be designated in writing and the designation must include the area of responsibility of the person and term of the designation.

Should the appointed representatives require any training, assistance or facilities, the Principal Contractor must provide these.

Health and Safety Representatives shall carry out his/ her duties as per Section 18 of the OHS Act. The Principal Contractor must ensure that the designated Occupational Health and Safety representatives conduct a weekly inspection of their respective areas of responsibility, using a checklist, and report thereon to the Principal Contractor.

Occupational Health and Safety representatives must be included in accident and/or incident investigations. Occupational Health and Safety representatives must attend all Occupational Health and Safety committee meetings.

3.4 Health and Safety Committees

The Principal Contractor must establish an Occupational Health and Safety committee consisting of all the designated Occupational Health and Safety representatives together with a number of management representatives. The members of the Occupational Health and Safety committee must be appointed in writing and copies of the appointments included in the Occupational Health and Safety file.

The Health and Safety committee shall be made up of the following:

- Contracts Director
- Construction Manager
- Construction Safety Officer
- Health and Safety Representatives (Own and Contractors)
- Management Members and Client Representatives
- Contractors Managers

The Occupational Health and Safety committee must meet as a minimum on a monthly basis and consider, at least, the following agenda items:

- Opening and welcome
- Members present, apologies and absent
- Minutes of previous meeting
- Matters arising from the previous meeting
- Occupational Health and Safety representatives' reports
- Incident and/or accident reports and investigations
- Incident, accident and/or injury statistics
- Other matters

- Endorsement of registers and other statutory documents by a duly authorised representative of the Principal Contractor
- Training:
 - Employee competence
 - Induction training
 - Certified skills
 - Toolbox talks
 - Emergency procedures
 - Any specific training needs
- General issues:
 - Traffic Management
 - Fire precautions
 - First aid
 - Welfare, etc

Minutes of the meetings shall detail the actions arising from the meeting, action by, completion dates, be copied to all attendees and to be displayed on the safety notice board/s for the information of all the employees. A copy of the Safety Committee Meeting minutes shall be forwarded to the Client if the Client cannot attend the meetings.

3.5 Occupational Health and Safety Policy

The Principal Contractor must prepare a health and safety policy which should be signed by the Chief Executive Officer must form a part of the Safety Plan. The policy must outline objectives and set out how they will be achieved and implemented. The health and safety policy should also be displayed at the site office.

3.6 Health and Safety Organogram

An organogram outlining the health and safety management as per appointments under the OHS Act and the Regulations must be provided by the Principal Contractor and be kept in the health and safety file. The Contractor must maintain the health and safety management organogram up-to-date.

3.7 Preliminary Hazard Identification and Risk Assessment

The Principal Contractor must allow for and cause a Site-Specific Hazard Identification and Risk Assessment exercise to be performed by a Competent Person before commencement of construction work based on the projects Baseline Hazard Identification and Risk Assessment. The risks assessed must form part of the Construction Phase Health and Safety Plan to be submitted by the contractor for approval by the Health and Safety Agent. The Risk Assessment must include:

- a) A list of hazards identified for the works;
- b) Health and safety effects from exposure to hazards;
- c) Risk rating and its methodology / matrix;
- d) Control / mitigation measures to identified hazards;
- e) Safe working procedures for the high risk tasks intended to eliminate, reduce and/or control the risks assessed;

The Principal Contractor must ensure that all Sub-Contractors are informed, instructed and trained by a Competent Person/s regarding hazards, risks and related safe work procedures before any work commences and thereafter at regular intervals as the risks change and as new risks develop.

The Principal Contractor shall allow for and be responsible for ensuring that all persons who could be negatively affected by construction operations are informed and trained according to the hazards and risks and are conversant with the Safe Work Procedures, control measures and other related rules (for example "tool box talk" strategy to be implemented).

Should the Health and Safety Agent or other Clients Representative identify alternative hazardous activities performed by the Principal Contractor or its Sub-Contractors on site for which a Risk Assessment was not performed, then the Principal Contractor will be required to perform such an exercise before continuing such work.

The risk assessment must be reviewed where changes are effected to the design and or construction that result in a change to the risk profile and when an incident has occurred.

3.8 Medical Fitness

The Principal Contractor and all Sub-Contractors must ensure that every employee on site has a valid medical **certificate** of fitness specific to the construction work to be performed and issued by an Occupational Health Practitioner in the form of Annexure 3 of Construction Regulations 2014.

3.9 Health and Safety Training

3.9.1 Induction

The Principal Contractor shall allow for and ensure that all site personnel undergo a site-specific health and safety induction training session before starting work. A record of attendance shall be kept in the health and safety file. Induction training shall also include training on the risks associated with the works to be executed, safe work procedures and emergency procedures.

All visitors to the site must also be subjected to site-specific induction training highlighting items such as site safety and health risks, steps to follow in the event of emergency, restricted areas and on the site health and safety rules.

3.9.2 Awareness and Promotion

The Principal Contractor is required to have a promotion and awareness programme in place to create a health and safety culture within employees. The following are some of the methods that may be used:

- Toolbox talks (Weekly)
- Posters
- Notices and Sign

The following notices and signs are, where applicable, compulsory on the construction site as well as the Contractors' yards:

Area and/or activity where notice or sign is required	Notice or sign required in terms of
Display of notices and signs	General Safety Regulation 2B and SABS Code 1186
Entry	General Safety Regulation 2C(2)
First-aid	General Safety Regulation 3(6)
Toilets and change rooms	Facilities Regulation 2(5); 4(2)(f)
Storage of flammable materials	General Safety Regulation 4(8)(a)(i) and (ii) <i>(10(e) only applicable to Contractor's yards)</i>
Grinding wheels	Driven Machinery Regulation 8(1)(7)
Machinery	General Machinery Regulation 9 <i>(Schedule D)</i>
Explosive powered tools	Construction Regulation 21(2)(f)
Prohibition on smoking and eating or drinking at the workplaces where high risk substances [FR5 (1)] are stored or handled	Facilities Regulation 6(b)
Non-potable water	Facilities Regulation 7(b)
Traffic control signs	Department of Transport; Traffic Signs Manual, 2010, Chapter 8

3.9.3 Competency

The Principal Contractor shall ensure that his and other Contractors' employees appointed are competent and that all training required doing the work safely and without risk to health of their or other persons, has been successfully completed before work commences.

The Principal Contractor shall ensure that follow-up and refresher training is conducted on a regular basis as well as the contract work progresses and the work situation changes.

Records of all training must be kept on the health and safety file for auditing purposes.

3.9.4 Rules of conduct

Principal contractors, their sub-contractors and all employees under the control, including any visitor brought onto site must adhere to the following Rules of conduct on site.

YOU MAY NOT:

- * Partake, possess or sell drugs or alcoholic beverages on site. Any employee or visitor whose action and demeanour show symptoms of possible narcosis or drunkenness shall be removed from site.
- * Indulge in practical jokes, horseplay, fighting or gambling.
- * Destroy or tamper with safety devices, symbolic signs or wilfully and unnecessarily discharge fire extinguishers.
- * Bring onto site or have in your possession a firearm, lethal weapon.
- * Assault, intimidate or abuse any other person.
- * Operate construction equipment (vehicles or plant) without the necessary training and authorisation.
- * Display insubordination toward any supervisor, foreman or Manager in respect to carrying out of properly issued instructions or orders for health and Safety reasons.
- * Enter any area where you have no business unless authorised to do so by the person in charge.
- * Negligently, carelessly or wilfully cause damage to property of others.
- * Refuse to give evidence or deliberately make false statements during investigations.

3.10 **General Record Keeping**

The Principal Contractor and all Subcontractors shall keep and maintain Health and Safety records to demonstrate compliance with this Specification, with the OHS Act 85/1993; and with the Construction Regulations (2014). The Principal Contractor shall ensure that all records of incidents/accidents, training, inspections; audits, etc. are kept in a health & safety file held in the site office.

Then Principal Contractor must ensure that every Subcontractor opens its own health & safety file, maintains the file and makes it available on request.

3.12 **Health & Safety Audits, Monitoring and Reporting**

The Client's Health and Safety Agent shall at least once a month during the duration of the contract conduct Health and Safety Audits of the work operations. The audit shall be consisting of a full audit of physical site activities and well as an audit on the administration of health and safety. Copies of the audit reports will be forwarded to the Principal Consultant and the Project Manager and other site stake holders within seven days. It must be kept in the site health and safety file. The Health and Safety Agent may at any time visit the site for an Audit without prior notification to the contractor.

The Principal Contractor must allow for and conduct similar audits on all Sub-Contractors appointed by the Principal Contractor and forward copies of all reports to the Health and Safety Agent within seven working days of completion of the audits and file copies on the site health and safety file.

RAY NKONYENI MUNICIPALITY
NOTICE NO: 019 OF 2025
TENDER NO: 8/2/RNM0569

C3.6.3 Construction Environmental Management Plan

PES1 General

The Contract shall be conducted in accordance with the principles of Integrated Environmental Management (IEM) "in an environmentally and socially responsible manner" (DEAT 1992). This section details the controls and procedures necessary to achieve this goal.

The Contractor will be required to comply with the Project Environmental Specifications contained in this section. Should any conflict arise between the specifications contained in this section, and any other specification, the Project Environmental Specifications shall prevail.

The specifications detailed in this section relate to those construction activities which could have an adverse impact on the environment and which therefore require mitigation measures.

Items have been included in the Preliminary and General section of the Bill of Quantities to reflect compliance with the Project Environmental Specifications. Where no item is provided in the Bill of Quantities, the Contractors rates will be deemed to be inclusive of any costs incurred for compliance with the Project Environmental Specification.

PES2 Working Area

An area of the site will be defined by the Employer's Agent for use by the contractor. This area will include the designated areas listed below and the contractor will not be permitted access beyond this defined area, except for the security personnel will be required to patrol a wider area to prevent informal settlements.

Within the defined working area mentioned above, certain areas will be specifically designated by the Employer's Agent for the following activities:

- site camp
- stockpiling and storage of construction materials

In order to minimise the potential for erosion, vehicle access between the above-mentioned areas will be restricted to corridors defined by the Employer's Agent, and multiple access tracks across the veld will not be permitted. Should excessive vehicle tracks be made, the Contractor shall be required to rehabilitate the extra tracks at his own cost. Rehabilitation shall involve ripping of the compacted earth to a depth of 150mm to loosen the earth, and grass seeding according to specification.

PES3 Site Camps

Where site camps are to be established the topsoil is to be removed to the base of the A-horizon or to a depth of 150mm, whichever is the greater, and stockpiled according to the SANS specifications.

The site shall be located more than 20m from watercourses. Runoff from the site must be prevented from entering the watercourse or wetland.

Site camps and surrounds are to be maintained in a clean orderly and presentable condition at all times.

Waste water from kitchen and ablution facilities shall be led to soak pits and shall not be discharged to rivers or streams.

Tanks for fuels oils etc. shall be bunded with earth berms adequate to contain any possible spills.

After completion of the Works the contractor shall restore the area used by him to its former condition, including removal of rubble and foundations, and to the satisfaction of the Employer's Agent.

PES4 Sanitation

Adequate toilet facilities are to be provided within 200m of the Works. All toilets shall be maintained by the Contractor in a clean sanitary condition to the satisfaction of the Employer's Agent. Toilets shall not be located on flood plains where the possibility of flooding exists.

Contractors shall instruct their staff and sub-contractors that they must use the toilets provided and not the veld, bush or streams.

PES5 Refuse

The site is to be kept clean, neat and tidy to the Employer's Agent's satisfaction. The Contractor shall provide bins at the Work sites and shall be responsible for disposal of refuse and waste generated by his staff on a daily basis. Domestic litter or construction waste may not be left lying about on site.

Refuse and construction waste shall be disposed of at an approved dump site.

No burning of refuse is permitted.

PES6 Dust

Dust is regarded as a nuisance when it reduces visibility, soils private property or is aesthetically displeasing. Dust also reduces the value of grazing grasses and retards plant growth.

Dust generated by construction related activities must therefore be minimised.

The Contractor shall control dust over the site of the Works, on access roads/tracks, on stockpiles and spoil sites or borrow pits.

Control of dust shall involve spraying with water. The quantities of water used should not be large enough or applied with sufficient force to generate run off which could result in soil erosion. A water cart shall be provided by the Contractor to control dust levels.

PES7 NOISE

Noise levels are to be kept within reasonable norms as determined by the Employer's Agent, taking into account the context of the rural setting.

Silencers shall be fitted to all machinery and vehicles shall be well maintained.

The Contractor shall inform residents of any excessive noise that is anticipated due to construction activities, for example blasting for excavation. This notice shall be given at least 2 days before the event generating higher noise levels.

Any complaints received by the Employer's Agent regarding noise will be recorded and communicated to the Environmental Control Officer.

PES8 Social Disruption

The Contractor's staff shall in no way be a nuisance to residents in the vicinity of construction activities. Any complaints received by the Employer's Agent will be addressed and the relevant persons will face suspension from the project.

No access to private property will be allowed.

PES9 Informal Settlements

The Contractor shall require his security personnel to patrol the entire site (not just the site of current operations as defined in PES3), and report any sign of informal shack development within three hours of commencement of such activity.

PES12 Removal of Protected Plants from Site

Certain species of indigenous plants that occur on the site are protected by law. A horticulturist has been designated the responsibility for relocating these plants from the "Working Area" prior to the Contractor moving on site.

No removal of any plants from beyond the Working Area will be permitted. The Contractor shall be responsible to ensure that no unauthorized removal of plants is allowed. In the event of removal of legally protected species, the persons responsible shall be liable for prosecution under the relevant provincial ordinance. Security Staff will report any infringements related to this.

The Contractor shall confirm with the ECO that the horticulturist has removed the said plants from the Working Area before the Contractor moves on site.

PES13 Fire Prevention and Control

The Contractor and his staff are expected to be very conscious of fire risks. The Contractor shall hold fire prevention talks with staff to create an awareness of the risks of fire. Regular reminders to staff on this issue are required.

The Contractor shall at all times ensure that fires do not start or spread within the site or the environs thereof as a result of the Works or the actions of employees. In the event of such fire the Contractor shall immediately employ such plant and labour as is at his disposal and shall take all other necessary action to bring any such fire under control, all at his own cost.

A fire extinguisher must be on hand whenever welding or any other spark generating activity is conducted.

In addition, rubber beaters are to always be on hand at all workstations as these represent the quickest form of response to fire.

No fires may be made other than for the purpose of cooking. Cooking fires must be contained in a fire drum and be in a designated area approved by the Employer's Agent. All fires are to be extinguished with water once they have served their purpose.

No fire is to be left unattended at any time.

No burning of grassland to clear is permitted.

No cutting of timber for firewood will be allowed.

No fires are to be allowed when the Fire Danger Index is high (46 and above) i.e. fire alert stage yellow.

The Contractor shall be liable for all costs and damages resulting from fire and firefighting.

PES14 Environmental Training

The Contractor shall be responsible for conducting Environmental Training amongst his employees to ensure that they have the necessary knowledge to comply with the Environmental Specifications. Employees should be made aware of the Environmental Specifications and the reasons for them.

PES15 Work Stoppage

The Employer's Agent shall have the right to order work to be stopped in the event of significant infringements of the Environmental Specifications until the situation is rectified in compliance with the specifications. In this event the Contractor shall not be entitled to claim for delays.

This clause shall apply in the case of infringements of a nature whereby full remediation of circumstances arising from the infringement will not be possible at a later date. For example mixing topsoil with subsoil; activities that are polluting or may cause pollution of water.

PES16 Environmental Monitoring

The Employer's Agent will monitor the Contractor's performance in relation to the Environmental Specifications on a daily basis. He will be assisted in this regard by the Environmental Control Officer.

The ECO shall inspect the site on a regular basis. After each ECO site visit a report will be submitted to the Employer's Agent and RAY NKONYENI Municipality. The content of these reports will be made known to the Contractor by the Employer's Agent. Any infringement of the Environmental Specification will be indicated in the report. These reports will also aim to anticipate problems which may arise so that the Contractor can be alerted to potential environmental risks and take appropriate action.

PES17 Measurement and Payment


The Tendered rates shall be deemed to cover all costs associated with the compliance with the Environmental Specification.

RAY NKONYENI MUNICIPALITY
NOTICE NO: 019 OF 2025
TENDER NO: 8/2/RNM0569

1. Tender Drawings
2. Tender Specification

FIRE LEGEND

30M FIRE HOSE REEL (1per 500sqm)	HR
4.5kg & 9kg DCP FIRE EXTINGUISHERS IN BOX (1 per 200sqm)	FE
FIRE HYDRANT 3X38mm LAYFLAT FIRE HOSE & ADJUSTABLE NOZZLE IN BOX	FH
TWIN PUMPING FIRE BOOSTER	FB



SITE PLAN
scale 1:250

GENERAL NOTES:

- ALL MATERIALS & WORKMANSHIP TO BE IN ACCORDANCE WITH SANS10400 SPECIFICATIONS AND CODES OF PRACTICE.
- READ THIS DRAWING IN CONJUNCTION WITH THE ENGINEERS, LAND SURVEYOR OR OTHER SPECIALISTS DRAWINGS & DETAILS, WHOEVER MAY BE APPLICABLE.
- THE CONTRACTOR SHALL NOTIFY THE SUPERVISING CONSULTANT AT LEAST 24 HOURS IN ADVANCE OF COMMENCING ANY SECTION OF WORK.
- SHOULD ANY DISCREPANCY EXIST BETWEEN ANY DIMENSIONS AND/OR DETAILS AND/OR THE SPECIFICATION THE CONSULTANT SHALL BE NOTIFIED WITHOUT DELAY AND HE WILL TAKE THE FINAL DECISION.
- SHOULD DEVIATION FROM THE DETAILS BE DESIRED THE CONSULTANTS WRITTEN APPROVAL MUST BE OBTAINED BEFOREHAND.
- ALL STIPULATIONS OF THE LOCAL AUTHORITY AND/OR STATUTORY BODY WITH RESPECT TO CONSTRUCTION AND/OR THE SITE AND THE LIKE, SHALL BE STRICTLY

ADHERED TO.

- ONLY THE DRAWING WITH THE MOST RECENT REVISION WILL BE VALID, UNLESS IT IS REPLACED BY A WRITTEN INSTRUCTION.
- ONLY WRITTEN DIMS AND/OR LEVELS SHALL BE USED.
- FIREWALLS MUST ALWAYS BE 220mm THICK WALLS.
- DAMP-COURSE UNDER ALL WINDOW SILLS AND WALLS.
- CONCRETE RAINWATER CHANNELS UNDER ALL RAINWATER PIPES.
- ALL ELECTRICAL AND PLUMBING WORK MUST BE CARRIED OUT IN ACCORDANCE WITH LOCAL AUTHORITY REGULATIONS.
- RAFTERS MUST BE BOLTED AT ALL JUNCTIONS.
- PURLINS-RAFTERS CONNECTIONS MUST BE TIED WITH SUITABLE WIRE.
- ALL WORK MUST BE CARRIED OUT STRICTLY IN ACCORDANCE TO DIMENSIONS GIVEN.
- ALL INTERNAL PLASTER MUST HAVE A SMOOTH FINISH.
- ALL WINDOWS MUST BE APPROVED DESIGN.
- ALL WALLS LONGER THAN 2500mm MUST BE PROVIDED

WITH BRICKFORCE IN EVERY THIRD LAYER.

DRAINAGE NOTES:

- I.E.'S TO BE PROVIDED AT ALL BENDS AND JUNCTIONS.
- RE'S TO BE PROVIDED AT 25m OF STRAIGHT LENGTH, AT CHANGE OF DIRECTION AND AT MUNICIPAL OR TANK CONNECTION WITH MARKED COVERS AT GROUND LEVEL.
- PIPES IN FLOOR TO BE WITHOUT BENDS & CONNECTIONS.
- SEWER PIPE TO BE ENCASED IN 100mm CONCRETE WHEN OCCURRING UNDER CONSTRUCTION, NOT TO DEVIATE FROM STRAIGHT AND WITH IE'S AT EITHER SIDE.
- GULLEYS AT KITCHEN TO HAVE COLD WATER TAP OVER.
- ALL VENT PIPES ARE TO EXTEND MINIMUM 2m ABOVE WINDOW HEAD.
- MINIMUM INVERT LEVEL OF DRAIN 480mm.
- MINIMUM FALL OF DRAIN 1:40
- WHERE FALL OF DRAIN EXCEEDS 1:10 BACK DROPS TO BE PROVIDED TO ENSURE MAXIMUM FALL OF 1:10.
- DRAIN PIPES EXCEEDING 6m TO JUNCTION TO HAVE OWN

- 100mm VENT PIPE.
- 100mm VENT PIPE AT HEAD OF DRAIN WITH 110mm AIR/VLVE.
- WHERE ONE-PIPE SYSTEM IS APPLIED, ANTI-SYPHON VENT PIPES TO BE 50mm.
- WASTE PIPES 50mm AND 100mm P.V.C.
- WASTE PIPES TO HAVE RESEAL TRAPS AND TO BE FULLY FULLY ACCESSIBLE OVER FULL LENGTH.
- ALL PLUMBING AND DRAINAGE WORK TO BE CARRIED OUT BY A REGISTERED PLUMBING CONTRACTOR.
- P & S TRAPS TO BE PROVIDED AT ALL SANITARY FITTINGS.
- ACCESS PANELS TO SEWER DUCTS TO SANS10400
- FOUNDATIONS ARE SUBJECT TO ALTERATIONS AS EXCAVATIONS PROCEED.
- NO FOUNDATIONS ARE TO BE CAST UNTIL EXCAVATIONS HAVE BEEN APPROVED.
- FOUNDATION TRENCHES TO BE STRICTLY IN ACCORDANCE WITH ENGINEERS SPECS.

- LOCAL AUTHORITY TO INSPECT TRENCHES PRIOR TO POURING OF FOUNDATION.
- TOP OF CONCRETE FOUNDATION FOOTING TO BE NO LESS THAN 400 mm BELOW FINISHED GROUND LEVEL.
- OVERLAP AT STEP TO BE NO LESS THAN 350mm PER STEP. CONCRETE FOOTING TO BE NO LESS 200mm THICK BUT SEE DRAWINGS FOR DETAILS AND DIMENSIONS.
- ABBREVIATIONS:
- whb WASH HAND BASIN
- wc WATER CLOSET
- sink SINK
- shw SHOWER
- eg. EXISTING
- cl COVER LEVEL
- il INVERT LEVEL
- c/tiles CERAMIC TILES
- s/vp SEWER VENT PIPE
- ie INSPECTION EYE
- re RODDING EYE
- g GULLY
- vp VENT PIPE
- ssv STUB STACK VENT VALVE
- mh MANHOLE
- gfa GROSS FLOOR AREA
- db DISTRIBUTION BOARD
- eng ENGINEER

REVISIONS

NO	DATE	DESCRIPTION
-	-	-

DRAWING REFERENCE:

- 01-11ZNG-25 SITE PLAN
- 02-11ZNG-25 GROUND FLOOR PLAN
- 03-11ZNG-25 BASEMENT FLOOR PLAN & SECTION A-A & B-B
- 04-11ZNG-25 NORTHERN & SOUTHERN ELEVATION, SECTION C-C TO F-F, & DETAIL
- 05-11ZNG-25 EASTERN & WESTERN ELEVATION & DOOR SCHEDULE
- 06-11ZNG-25 ROOF PLAN
- 07-11ZNG-25 WINDOW SCHEDULE
- 08-11ZNG-25 FIRE ESCAPE PLANS

GENERAL NOTES:

ALL WORK TO COMPLY WITH THE SANS10400 (PLUS SANS 204) AND / OR TO LOCAL AUTHORITY BYLAWS. ALL DIMENSIONS ARE TO BE CHECKED ON SITE. ALL WORKMANSHIP AND MATERIALS SHALL BE THE BEST OF THEIR RESPECTIVE KINDS, TO THE SATISFACTION OF THE ARCHITECT. REINFORCED CONCRETE WORK TO ENGINEER'S DETAILS CONCRETE MINIMUM STRENGTH 15MPa. MORTAR MINIMUM STRENGTH 10MPa. BALUSTRADING TO COMPLY WITH SANS10400-D POOL FENCING TO COMPLY WITH SANS10400-D POOL FENCING IN ACCORDANCE WITH SANS10124. GLASS THICKNESS TO COMPLY WITH SANS10400-N SAFETY GLASS TO COMPLY WITH SANS10400-N

STORMWATER:

STORMWATER TO ENGINEER'S DETAIL ALUMINIUM GUTTERS & ALUMINIUM DOWNPIPE SYSTEM TO BE FITTED BY COMPETENT PERSON ACCORDING TO DRAWINGS. STORMWATER TO WATER TANK, OVERFLOW TO ENG. DETAIL

TIMBER:

ALL TIMBER USED FOR STRUCTURE SUPPORTS, CLADDING, ROOFING, etc. TO BE IN STRICT ACCORDANCE WITH SANS10082:2007 SPECIFICATIONS

WALLS:

ALL EXTERNAL WALLS TO BE 220mm/330mm THICK.
WALLS TO BE BUILT STRAIGHT TO ARCHITECT'S SATISFACTION.
EXTERNAL WALLS TO BE BUILT WITH 110mm BRICKFORCE BUILT IN EVERY THIRD COURSE.
INTERNAL WALLS TO BE BUILT WITH 70mm BRICKFORCE BUILT IN EVERY THIRD COURSE.
DAMP-PROOF COURSE TO BE BUILT IN UNDER ALL WALLS.
D.P.C. TO BE PLACED UNDER ALL WINDOW CILLS ACCORDING TO SANS10400 INTERNAL SKIN OF BRICKS TO BE SEALED WITH BITCHUMEN BEFORE EXTERNAL SKIN ARE TO BE BUILT.
DOUBLE LINTOLS TO BE PLACED ACROSS THE TOP OF ALL OPENINGS IN EXTERNAL WALLS, AND A SINGLE LINTOL ACROSS THE TOP OF ALL HALF BRICK WALLS IN INTERNAL WALLS.
WALL FINISH TO OWNER OR ARCHITECT'S SPECIFICATIONS.

FIRE PREVENTION NOTES:

ALL NEW WORK IN ACCORDANCE WITH SANS10400-T OF THE FIRE- REGULATIONS.

IN ANY FIRE INSTALLATION:

- ADEQUATE PUMPING CONNECTIONS AND MEANS OF MEASURING WATER PRESSURE SHALL BE PROVIDED.
- SO MANY ISOLATING VALVES SHALL BE PROVIDED TO CONTROL THE FLOW OF WATER TO THE INSTALLATION, AND TO POINTS WITHIN THE INSTALLATION, AS THE LOCAL AUTHORITY MAY REQUIRE.
- THE QUANTITY, PRESSURE AND RATE OF FLOW OF WATER SHALL BE ADEQUATE FOR THE SUPPLY OF ANY HOSE REEL, HYDRANT OR SPRINKLER SYSTEM CONNECTED THERETO.
- A FLOW PRESSURE AT ANY HOSE REEL OR HYDRANT, OF NOT LESS THAN 300kPa AND A FLOW RATE OF NOT LESS THAN: 0.5 l/s per HOSE REEL 20 l/s per HYDRANT
- NOMINAL DIAMETER OF ANY COMMUNICATION PIPE SHALL NOT BE LESS THAN 75mm.
- ANY PIPE SUPPLYING WATER TO ANY HYDRANT SHALL NOT BE LESS THAN 75mm, PROVIDED THAT WHERE THE LENGTH OF SUCH PIPE IS MORE THAN 50m THE NOMINAL DIAMETER OF SUCH PIPE SHALL NOT BE LESS THAN 100mm.
- ANY PIPE WHICH SERVES ANY HYDRANT AND HOSE REEL SHALL BE PROVIDED WITH A DOUBLE BOOSTER CONNECTION.
- ANY PIPE WHICH SERVES ONLY HOSE REEL SHALL BE PROVIDED WITH A SINGLE CONNECTION.
- ALL FIRE INSTALLATION TO BE COMMISSIONED BY REGISTERED FIRE COMPANY PROVIDING COMPLIANCE CERTIFICATE APPROVING INSTALLATIONS
- FIRE DEPARTMENT MUST BE NOTIFIED ON COMPLETION OF INSTALLATION IN ORDER TO OBTAIN A CLEARANCE CERTIFICATE PRIOR TO ELECTRICAL CONNECTION.
- SAFETY DISTANCES IN COMPLIANCE WITH SANS10400 PART T4.2
- PROVIDE MANUALLY OPERATED AUDIBLE ALARM SYSTEM IN ACCORDANCE WITH SANS10400 PART T4.31 AND SANS 10139
- DIVISION CAPACITY : SHALL BE SEPARATED BY 220MM FIRE WALL EXTENDING TO UNDERSIDE OF ROOF TILES
- FIRE FIGHTING EQUIPMENT TO COMPLY WITH SANS 10400, PART T 4.32
- MARKINGS AND SIGNPOSTING TO COMPLY WITH SANS 10400 PART T4.29
- LIGHTING OF FEEDER AND EMERGENCY ROUTES IN ACCORDANCE WITH SANS 10400 PART T 4.18 & T4.19
- ALL NEW WORK TO BE DONE IN ACCORDANCE WITH PART T OF THE FIRE-PREVENTION REGULATIONS AS PROMULGATED IN THE SANS-10400.
- 9mm GYPSUM CEILING BOARD TO COMPLY WITH SANS10400-T.
- LIFT SHAFT SHALL BE IN ACCORDANCE WITH SANS10400-T 4.44.
- LIFT MUST NOT USED DURING A FIRE EMERGENCY.

FIRE NOTES:

ALL FIRE PROTECTION TO COMPLY WITH SANS10400-T: 2020
4.2: SAFETY DISTANCES, 4.3: DIFFERENT OCCUPANCIES IN BUILDING, 4.4: DIVISION OF AREAS, 4.7: FIRE STABILITY, 4.8: TENANCY SEPARATION, 4.9: PARTITIONS, 4.10: PROTECTION OF OPENINGS, 4.12: ROOF ASSEMBLY, 4.13: CEILINGS, 4.14: FLOOR COVERINGS, 4.15: INTERNAL FINISHES, 4.16: ESCAPE ROUTES, 4.17: EXIT DOORS, 4.19: EMERGENCY ROUTES, 4.29: MARKING AND SIGNPOSTING, 4.30: PROVISION OF EMERGENCY LIGHTING, 4.31: FIRE DETECTION AND ALARM SYSTEM, 4.43: WATER RETICULATION FOR FIRE FIGHTING PURPOSES, 4.34: HOSE REELS, 4.35: HYDRANTS 4.37: PORTABLE FIRE EXTINGUISHERS 4.39: FIRE-STOPPING OF INACCESSIBLE CONCEALED SPACES, 4.41: SERVICES IN STRUCTURAL OR SEPARATING ELEMENTS, 4.42: SMOKING CONTROL, 4.43: AIR-CON AND ARTIFICIAL VENTILATION SYSTEM, 4.52: INSTALLATION OF FUEL DISPENSING PUMPS AND TANKS, 4.53: INSTALLATION OF TANKS, 4.55: FIRE RESISTANCE OF BUILDING MATERIAL AND COMPONENTS, 4.59: HEALTH CARE FACILITIES


PROVIDE 5x 30M FIRE HOSE REEL AND 13X4.5kg DRY CHEMICAL POWDER FIRE EXTINGUISHER AND 2X 90M FIRE HYDRANTS AND 1x TWIN PUMPING FIRE BOOSTER CONNECTION.

ESCAPE ROUTES SHALL BE CLEARLY BE MARKED AND SIGNPOSTED TO INDICATE THE DIRECTION TO BE TRAVELED IN THE CASE OF ANY EMERGENCY. SUCH SIGNAGE MUST BE OF THE INTERNALLY OR EXTERNALLY ILLUMINATED, OR THE PHOTOLUMINESCENCE TYPE AND SHALL COMPLY WITH THE RELEVANT REQUIREMENTS OF SANS 1186-3, SANS1186-1, SANS 1186-5 AND SANS 1186-22. ANY MARKS OR SIGNS SHALL COMPLY WITH THE REQUIREMENTS OF SANS 10114-2 WITH REGARD TO THE MAXIMUM VIEWING DISTANCE OF THE SIGN IN PROPORTION TO THE VERTICAL DIMENSION OF THE SIGN.
FLOOR COVERINGS TO BE FIRE RATED. MARKINGS AND SIGNPOSTING SHALL COMPLY WITH THE REQUIREMENTS OF SANS 10400-T:4.29

ALL TO BE DONE BY A QUALIFIED COMPETENT PERSON IN STRICT ACCORDANCE WITH SANS10400-T AND LOCAL AUTHORITY BYLAWS AND HEALTH & SAFETY REGULATIONS.

NATURAL LIGHT AND VENTILATION TO COMPLY WITH SANS10400-O.

A COMPETENT PERSON (CIVIL ENGINEERING) IS TO BE APPOINTED IN RESPECT OF THE SLABS OR FILLS OF SLABS SUPPORTED ON THE GROUND.



M. Ndlovu
Pr. S. Arch. Tech.
PSAT24750729

083 484 6438
039 316 6565
066 569 5620
admin@ogwini.co.za
Suite 4, 12 Gilbert Rd
Southbroom - 4277
KwaZulu Natal

AUTHOR'S SIGNATURE:

[Signature]

OWNER'S SIGNATURE:



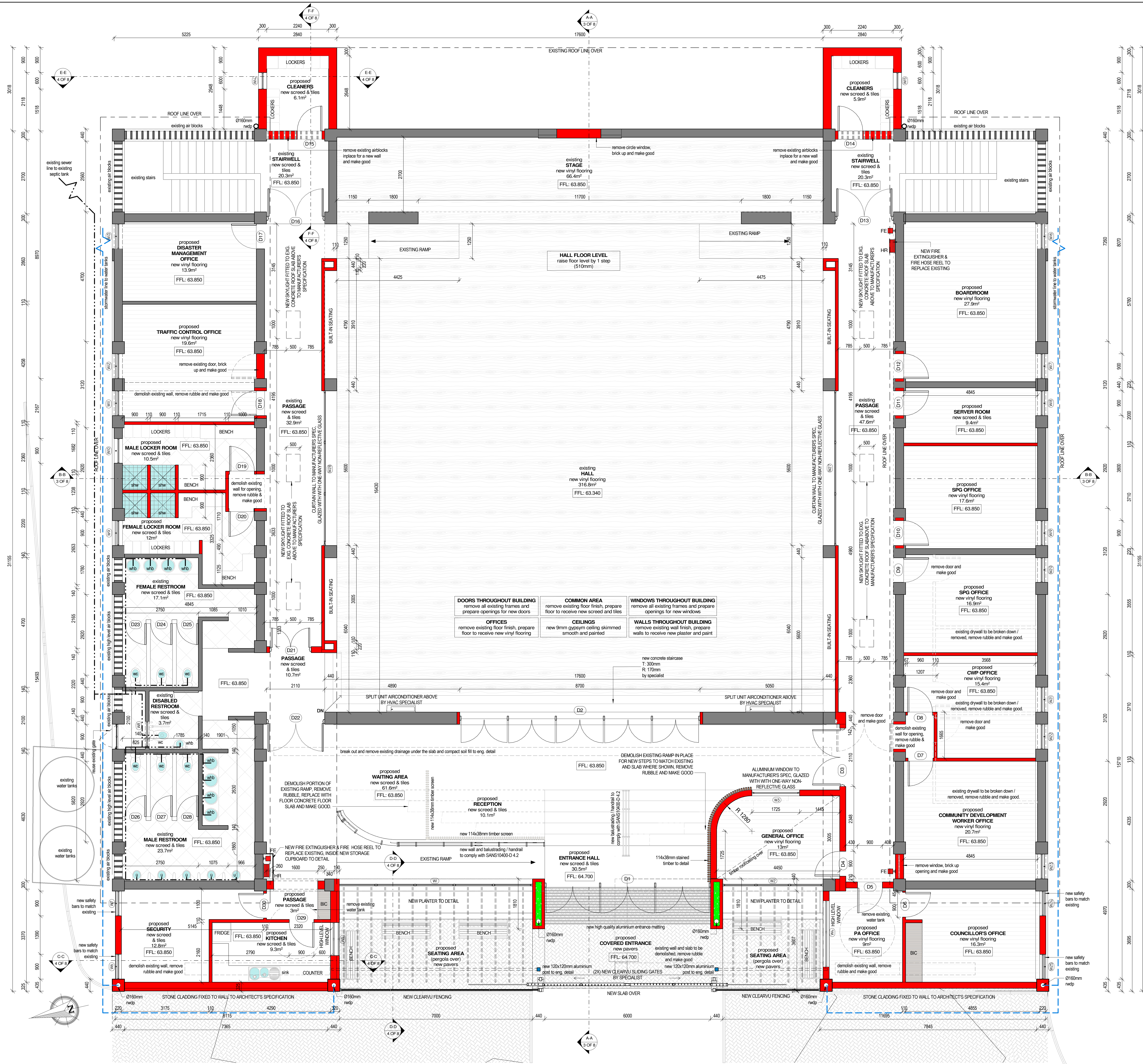
PROJECT DESCRIPTION

PROPOSED ADDITIONS AND ALTERATIONS TO THE MUNICIPAL HALL FOR RAY NKONYENI MUNICIPALITY AT IZINGOLWENI, KWAZULU NATAL

DRAWING DESCRIPTION

SITE PLAN

COPYRIGHT RESERVED: OGWINI ARCHITECTURE (PTY) LTD		
SHEET	SCALE	DRAWN
1 OF 8	As indicated	K.R
DATE	DRAWING NO.	CODE
MARCH 2025	01-11ZNG-25	MUNICIPAL



GROUND FLOOR PLAN
scale 1:50

GENERAL NOTES:
ALL WORK TO COMPLY WITH THE SANS10400 AND / OR TO LOCAL AUTHORITY BYLAWS. ALL DIMENSIONS ARE TO BE CHECKED ON SITE. ALL WORKMANSHIP AND MATERIALS SHALL BE THE BEST OF THEIR RESPECTIVE KINDS. TO THE SATISFACTION OF THE ARCHITECT. REINFORCED CONCRETE WORK TO ENGINEER'S DETAILS. CONCRETE MINIMUM STRENGTH 15MPa. MORTAR MINIMUM STRENGTH 10MPa. BALUSTADING TO COMPLY WITH SANS10400-D POOL FENCING TO COMPLY WITH SANS10000-D SOIL POISSONING IN ACCORDANCE WITH SANS10124. GLASS THICKNESS TO COMPLY WITH SANS10400-N SAFETY GLASS TO COMPLY WITH SANS10400-N

WALLS:
ALL EXTERNAL WALLS TO BE NO LESS THAN 220mm THICK.
WALLS TO BE BUILT STRAIGHT TO ARCHITECT'S SATISFACTION.
EXTERNAL WALLS TO BE BUILT WITH 110mm BRICKWORK BUILT IN EVERY THIRD COURSE.
INTERNAL WALLS TO BE BUILT WITH 70mm BRICKWORK BUILT IN EVERY THIRD COURSE.
DAMP-PROOF COURSE TO BE BUILT UNDER ALL WALLS.
D.P.C. TO BE PLACED UNDER ALL WINDOW CILLS ACCORDING TO SANS10400. INTERNAL SKIN OF BRICKS TO BE SEALED WITH BITUMEN BEFORE EXTERNAL SKIN ARE TO BE BUILT.
DOUBLE UNTILS TO BE PLACED ACROSS THE TOP OF ALL OPENINGS IN EXTERNAL WALLS, AND A SINGLE UNTIL ACROSS THE TOP OF ALL HALF BRICK WALLS IN INTERNAL WALLS.
WALL FINISH TO OWNER OR ARCHITECT'S SPECIFICATIONS. PREPARE EXISTING WALLS TO RECEIVE NEW PAINT.

WATERPROOFING:
WATERPROOFING TO BE DONE BY QUALIFIED PERSON TO MANUFACTURER'S SPECIFICATIONS. DERBULUM TORCH ON SYSTEM TO BE APPLIED BY APPROVED APPLICATOR. 10 YEAR WRITTEN GUARANTEE TO BE SUPPLIED TO ARCHITECT OR OWNER AFTER COMPLETION OF WATERPROOFING CONTRACT. WATERPROOFING TO BE APPLIED ACCORDING TO DETAIL DRAWING. WINDOW CILLS TO BE WATERPROOFED WITH APPROVED WATERPROOFING AGENT. SHOWER TO BE WATERPROOFED WITH Sika COMPAREX OR SIMILAR APPROVED PRODUCT. SHOWER FLOOR TO BE WATERPROOFED WITH ABOVE SPECIFIED PRODUCT. APPLICATION TO ENSURE COMPLETE SEALING AROUND WATER OUTLET. SHOWER WALLS TO BE WATERPROOFED WITH ABOVE SPECIFIED PRODUCT TO A HEIGHT OF 2.1m. APPLICATOR TO ENSURE COMPLETE SEALING AROUND TAPS/MIXERS/SHOWER ROSE.

TIMBER:
ALL TIMBER USED FOR STRUCTURE SUPPORTS, CLADDING, ROOFING, etc. TO BE IN STRICT ACCORDANCE WITH SANS10082:2007 SPECIFICATIONS

STORMWATER:
STORMWATER TO ENGINEER'S DETAIL. ALUMINUM GUTTERS & ALUMINUM DOWNSPIPE SYSTEM TO BE FITTED BY COMPETENT PERSON ACCORDING TO DRAWINGS. STORMWATER TO BE DIRECTED TO WATER TANKS.

EXISTING SECURITY / SAFETY GATE & BARS:
• REMOVE AND STORE SAFETY BARS AND GATE TO REFURBISH AND REUSE.
• IF BARS ARE BEYOND REPAIR, REPLACE WITH NEW TO MATCH EXISTING.

MORTAR MINIMUM STRENGTH 10 MPa.
BALUSTADING TO COMPLY WITH SANS10400-D.
SOIL POISSONING IN ACCORDANCE WITH SANS10124 (PART F5 OF SANS 10400)
GLASS THICKNESS & SAFETY GLASS TO COMPLY WITH SANS 10400-N

NATURAL LIGHT AND VENTILATION TO COMPLY WITH SANS10400-O.

THE STRUCTURAL STRENGTH AND STABILITY OF WALLS ARE IN ACCORDANCE WITH THE DETAILED REQUIREMENTS OF SANS 10400-K

A COMPETENT PERSON (CIVIL ENGINEERING) IS TO BE APPOINTED IN RESPECT OF THE SLABS OR FILLS OF SLABS SUPPORTED ON THE GROUND.

STORMWATER TO ENGINEER'S DESIGN.

FIRE NOTES:
ALL FIRE PROTECTION TO COMPLY WITH SANS10400-T: 2020
4.2 SAFETY DISTANCES, 4.3 DIFFERENT OCCUPANCIES IN BUILDING, 4.4 DIVISION OF AREAS, 4.7 FIRE STABILITY, 4.8 TENANCY SEPARATION, 4.9 PARTITIONS, 4.10 PROTECTION OF OPENINGS, 4.12 ROOF ASSEMBLY, 4.13 CEILING, 4.14 FLOOR COVERINGS, 4.15 INTERNAL FINISHES, 4.16 ESCAPE ROUTES, 4.17 EXIT DOORS, 4.19 EMERGENCY ROUTES, 4.28 MARKING AND SIGNPOSTING, 4.30 PROVISION OF EMERGENCY LIGHTING, 4.31 FIRE DETECTION AND ALARM SYSTEM, 4.43 WATER RETENTION FOR FIRE FIGHTING PURPOSES, 4.54 HOSE REELS, 4.55 HYDRANTS, 4.57 PORTABLE FIRE EXTINGUISHERS, 4.58 FIRE STOPPING OF INACCESSIBLE CONCEALED SPACES, 4.41 SERVICES IN STRUCTURAL OR SEPARATING ELEMENTS, 4.42 SMOKING CONTROL, 4.43 AIR-CAN AND ARTIFICIAL VENTILATION SYSTEM, 4.52 INSTALLATION OF FUEL DISPENSING PUMPS AND TANKS, 4.53 INSTALLATION OF TANKS, 4.55 FIRE RESISTANCE OF BUILDING MATERIAL AND COMPONENTS, 4.59 HEALTH CARE FACILITIES

PROVIDE 5x 30M FIRE HOSE REEL AND 13X4 5kg DRY CHEMICAL POWDER FIRE EXTINGUISHER AND 2X 90M FIRE HYDRANTS AND 1x TWIN PUMPING FIRE BOOSTER CONNECTION.

ESCAPE ROUTES SHALL BE CLEARLY BE MARKED AND SIGNPOSTED TO INDICATE THE DIRECTION TO BE TRAVELLED IN THE CASE OF ANY EMERGENCY. SUCH SIGNAGE MUST BE OF THE INTERNALLY OR EXTERNALLY ILLUMINATED, OR PHOTO LUMINESCENT TYPE AND SHALL COMPLY WITH THE RELEVANT REQUIREMENTS OF SANS 1186-3, SANS 1186-1, SANS 1186-5 AND SANS 1186-22. ANY MARKS OR SIGNS SHALL COMPLY WITH THE REQUIREMENTS OF SANS 1011-2 WITH REGARD TO THE MAXIMUM VIEWING DISTANCE OF THE SIGN IN PROPORTION TO THE VERTICAL DIMENSION OF THE SIGN.
FLOOR COVERINGS TO BE FIRE RATED. MARKINGS AND SIGNPOSTING SHALL COMPLY WITH THE REQUIREMENTS OF SANS 10400-T:4.29

ALL TO BE DONE BY A QUALIFIED COMPETENT PERSON IN STRICT ACCORDANCE WITH SANS10400-T AND LOCAL AUTHORITY BYLAWS AND HEALTH & SAFETY REGULATIONS.



FIRE PREVENTION NOTES:
ALL NEW WORK IN ACCORDANCE WITH SANS10400-T OF THE FIRE REGULATIONS.

- IN ANY FIRE INSTALLATION:
- ADEQUATE PUMPING CONNECTIONS AND MEANS OF MEASURING WATER PRESSURE SHALL BE PROVIDED.
 - SO MANY ISOLATING VALVES SHALL BE PROVIDED TO CONTROL THE FLOW OF WATER TO THE INSTALLATION AND TO POINTS WITHIN THE INSTALLATION AS THE LOCAL AUTHORITY MAY REQUIRE.
 - THE QUANTITY, PRESSURE AND RATE OF FLOW OF WATER SHALL BE ADEQUATE FOR THE SUPPLY OF ANY HOSE REEL, HYDRANT OR SPRINKLER SYSTEM CONNECTED THERETO.
 - A FLOW PRESSURE AT ANY HOSE REEL OR HYDRANT, OF NOT LESS THAN 300kPa AND A FLOW RATE OF NOT LESS THAN 0.5 l/s per HOSE REEL 20 l/s per HYDRANT.
 - NOMINAL DIAMETER OF ANY COMMUNICATION PIPE SHALL NOT BE LESS THAN 75mm.
 - ANY PIPE SUPPLYING WATER TO ANY HYDRANT SHALL NOT BE LESS THAN 75mm, PROVIDED THAT WHERE THE LENGTH OF SUCH PIPE IS MORE THAN 50m THE NOMINAL DIAMETER OF SUCH PIPE SHALL NOT BE LESS THAN 100mm.
 - ANY PIPE WHICH SERVES ANY HYDRANT AND HOSE REEL SHALL BE PROVIDED WITH A DOUBLE BOOSTER CONNECTION.
 - ANY PIPE WHICH SERVES ONLY HOSE REEL SHALL BE PROVIDED WITH A SINGLE CONNECTION.
 - ALL FIRE INSTALLATION TO BE COMMISSIONED BY REGISTERED FIRE COMPANY PROVIDING COMPLIANCE CERTIFICATE APPROVING INSTALLATIONS
 - FIRE DEPARTMENT MUST BE NOTIFIED ON COMPLETION OF INSTALLATION IN ORDER TO OBTAIN A CLEARANCE CERTIFICATE PRIOR TO ELECTRICAL CONNECTION.
 - SAFETY DISTANCES IN COMPLIANCE WITH SANS10400 PART 4.2
 - PROVIDE MANUALLY OPERATED AUDIBLE ALARM SYSTEM IN ACCORDANCE WITH SANS10400 PART 4.31 AND SANS 10139
 - DIVISION CAPACITY: SHALL BE SEPARATED BY 220MM FIRE WALL EXTENDING TO UNDERSIDE OF ROOF TILES
 - FIRE FIGHTING EQUIPMENT TO COMPLY WITH SANS 10400, PART 4.32
 - MARKINGS AND SIGNPOSTING TO COMPLY WITH SANS 10400 PART 4.29
 - LIGHTING OF FEEDER AND EMERGENCY ROUTES IN ACCORDANCE WITH SANS 10400 PART 4.18 & 4.19
 - ALL NEW WORK TO BE DONE IN ACCORDANCE WITH PART T OF THE FIRE PREVENTION REGULATIONS AS PROMULGATED IN THE SANS 10400.
 - 9mm GYPSUM CEILING BOARD TO COMPLY WITH SANS10400-T
 - LIFT SHAFT SHALL BE IN ACCORDANCE WITH SANS10400-T 4.44
 - LIFT MUST NOT USED DURING A FIRE EMERGENCY.

AREA SCHEDULE			
BLOCK 1:	AREAS	G.F.A	COV.
BASEMENT FLOOR:			
GARAGE / STORE ROOM (J3)	270.0m²	270.0m²	
CIRCULATION AREA (A3)	44.4m²	44.4m²	
COVERED ENTRANCE	51.9m²		51.9m²
GROUND FLOOR:			
OFFICES (G1)	239.5m²	239.5m²	239.5m²
STORAGE (J3)	17.9m²	17.9m²	17.9m²
RESTROOMS / LOCKER ROOMS	80.8m²		80.8m²
CIRCULATION AREA (A1)	271.5m²	271.5m²	271.5m²
COVERED ENTRANCE	24.2m²		24.2m²
HALL & STAGE (A1)	392.7m²	392.7m²	392.7m²
TOTAL:	1392.8m²	1236.0m²	1078.5m²

FIRE LEGEND	
30M FIRE HOSE REEL (1 per 500sqm)	HR
4.5kg & 8kg DCP FIRE EXTINGUISHERS IN BOX (1 per 200sqm)	FE
FIRE HYDRANT 3X38mm LAYFLAT FIRE HOSE & ADJUSTABLE NOZZLE IN BOX	FH
TWIN PUMPING FIRE BOOSTER	FB

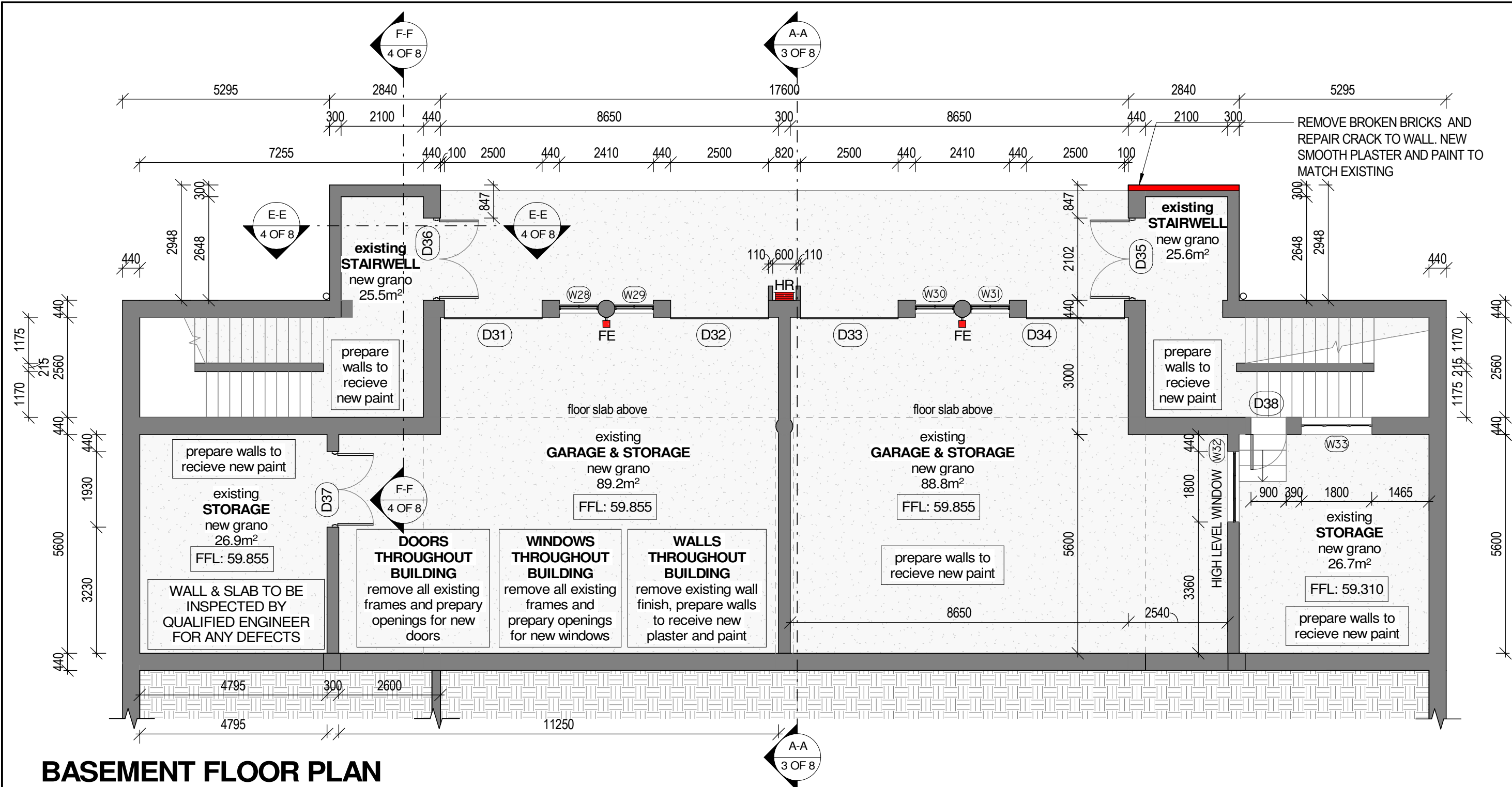
DRAWING REFERENCE:
01-12NG-25 SITE PLAN
02-12NG-25 GROUND FLOOR PLAN
03-12NG-25 BASEMENT FLOOR PLAN & SECTION A-A & B-B
04-12NG-25 NORTHERN & SOUTHERN ELEVATION, SECTION C-C TO F-F, & DETAIL
05-12NG-25 EASTERN & WESTERN ELEVATION & DOOR SCHEDULE
06-12NG-25 ROOF PLAN
07-12NG-25 WINDOW SCHEDULE
08-12NG-25 FIRE ESCAPE PLANS

AUTHORS SIGNATURE:

OWNERS SIGNATURE:


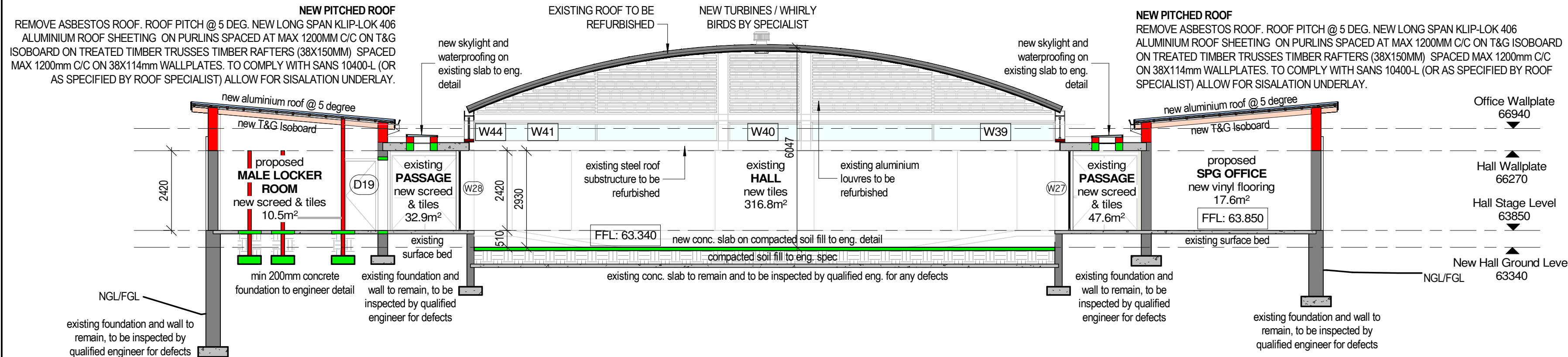
PROJECT DESCRIPTION
PROPOSED ADDITIONS AND ALTERATIONS TO THE MUNICIPAL HALL FOR RAY NKONYENI MUNICIPALITY AT IZINGOLWENI, KWAZULU NATAL

DRAWING INFORMATION
GROUND FLOOR PLAN
COPYRIGHT RESERVED: OGWINI ARCHITECTURE (PTY) LTD

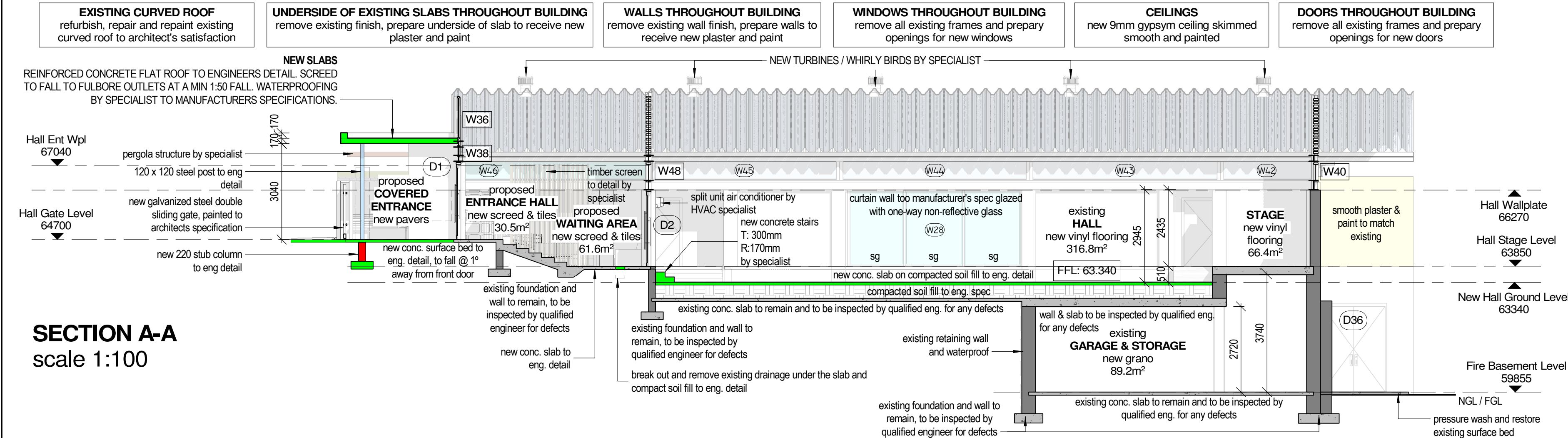
SHEET	SCALE	DRAWN
2 OF 8	As indicated	KR & LM
DATE	DRAWING NO.	CODE
MARCH 2025	02-12NG-25	MUNICIPAL



BASEMENT FLOOR PLAN
scale 1:100



SECTION B-B
scale 1:100



SECTION A-A
scale 1:100

WATERPROOFING:
WATERPROOFING TO BE DONE BY QUALIFIED PERSON TO MANUFACTURER'S SPECIFICATIONS.
DERBILUM TORCH ON SYSTEM TO BE APPLIED BY APPROVED APPLICATOR.
10 YEAR WRITTEN GUARANTEE TO BE SUPPLIED TO ARCHITECT OR OWNER AFTER COMPLETION OF WATERPROOFING CONTRACT. WATERPROOFING TO BE APPLIED ACCORDING TO DETAIL DRAWING.
WINDOW CILLS TO BE WATERPROOFED WITH APPROVED WATERPROOFING AGENT.
SHOWER TO BE WATERPROOFED WITH SIKACEMFLEX OR SIMILAR APPROVED PRODUCT.
SHOWER FLOOR TO BE WATERPROOFED WITH ABOVE SPECIFIED PRODUCT.
APPLICATION TO ENSURE COMPLETE SEALING AROUND WATER OUTLET.
SHOWER WALLS TO BE WATERPROOFED WITH ABOVE SPECIFIED PRODUCT TO A HEIGHT OF 2.1m.
APPLICATOR TO ENSURE COMPLETE SEALING AROUND TAPS/MIXERS/SHOWER ROSE.

STORM WATER:
STORMWATER TO ENGINEER'S DETAIL.
ALUMINIUM GUTTERS & PVC DOWNSPIPE SYSTEM TO BE FITTED BY COMPETENT PERSON ACCORDING TO DRAWINGS.

TIMBER:
ALL TIMBER USED FOR STRUCTURE SUPPORTS, CLADDING, ROOFING, etc. TO BE IN STRICT ACCORDANCE WITH SANS10082:2007 SPECIFICATIONS

GENERAL NOTES:
ALL WORK TO COMPLY WITH THE SANS10400 (PLUS SANS 204) AND / OR TO LOCAL AUTHORITY BYLAWS. ALL DIMENSIONS ARE TO BE CHECKED ON SITE.
ALL WORKMANSHIP AND MATERIALS SHALL BE THE BEST OF THEIR RESPECTIVE KINDS, TO THE SATISFACTION OF THE ARCHITECT.
REINFORCED CONCRETE WORK TO ENGINEER'S DETAILS CONCRETE MINIMUM STRENGTH 15MPa. MORTAR MINIMUM STRENGTH 10MPa.
BALLASTING TO COMPLY WITH SANS10400-D POOL FENCING TO COMPLY WITH SANS10400-D SOIL POISONING IN ACCORDANCE WITH SANS10124.
GLASS THICKNESS TO COMPLY WITH SANS10400-N SAFETY GLASS TO COMPLY WITH SANS10400-N

WALLS:
ALL EXTERNAL WALLS TO BE NO LESS THAN 220mm THICK.
WALLS TO BE BUILT STRAIGHT TO ARCHITECT'S SATISFACTION.
EXTERNAL WALLS TO BE BUILT WITH 110mm BRICK/BRICKLIME BUILT IN EVERY THIRD COURSE.
INTERNAL WALLS TO BE BUILT WITH 70mm BRICK/BRICKLIME BUILT IN EVERY THIRD COURSE.
DAMP-PROOF COURSE TO BE BUILT IN UNDER ALL WALLS.
D.P.C. TO BE PLACED UNDER ALL WINDOW CILLS ACCORDING TO SANS10400 INTERNAL SKIN OF BRICKS TO BE SEALED WITH BITUMEN BEFORE EXTERNAL SKIN ARE TO BE BUILT.
DOUBLE LINTOLS TO BE PLACED ACROSS THE TOP OF ALL OPENINGS IN EXTERNAL WALLS, AND A SINGLE LINTOL ACROSS THE TOP OF ALL HALF BRICK WALLS IN INTERNAL WALLS.
WALL FINISH TO OWNER OR ARCHITECT'S SPECIFICATIONS. PREPARE EXISTING WALLS TO RECEIVE NEW PAINT.

FOUNDATION:
ALL CONCRETE FOUNDATIONS TO ENG. DESIGN.
TOP OF CONCRETE FOUNDATION FOOTINGS TO BE NOT LESS THAN 400mm BELOW FINISHED GROUND LEVEL. CONCRETE FOOTING TO BE NOT LESS THAN 200mm THICK AND 600mm WIDE.
SEE DRAWINGS FOR DETAILS AND DIMENSIONS.

FILL / SOIL:
ALL FILL TO BE WELL COMPACTED IN LAYERS NOT EXCEEDING 150mm. SOIL POISONING BY SPECIALIST IN ACCORDANCE WITH SANS 10124 DAMPPROOFING MEMBRANE ON 50mm BLINDING LAYER OF CLEAN RIVER SAND ON 150mm HARDCORE.

FIRE PREVENTION NOTES:
1. ALL NEW WORK IN ACCORDANCE WITH SANS10400-T OF THE FIRE- REGULATIONS.
2. DIVISION CAPACITY: SHALL BE SEPARATED ACCORDING TO PART T OF THE SANS10400.
3. SAFETY DISTANCES IN COMPLIANCE WITH TT2.

PORTABLE FIRE EXTINGUISHER INSTALLED IN A BUILDING SHALL COMPLY WITH THE REQUIREMENTS IN SANS 1910, AND SHALL BE INSTALLED, MAINTAINED AND SERVICED BY COMPETENT PERSONS IN ACCORDANCE WITH SANS 1475-1 AND 10105-1

- IN ANY FIRE INSTALLATION:
- ADEQUATE PUMPING CONNECTIONS AND MEANS OF MEASURING WATER PRESSURE SHALL BE PROVIDED
 - SO MANY ISOLATING VALVES SHALL BE PROVIDED TO CONTROL THE FLOW OF WATER TO THE INSTALLATION, AND TO POINTS WITHIN THE INSTALLATION, AS THE LOCAL AUTHORITY MAY REQUIRE.
 - THE QUANTITY, PRESSURE AND RATE OF FLOW OF WATER SHALL BE ADEQUATE FOR THE SUPPLY OF ANY HOSE REEL, HYDRANT OR SPRINKLER SYSTEM CONNECTED THERETO.
 - A FLOW PRESSURE AT ANY HOSE REEL OR HYDRANT, OF NOT LESS THAN 300kPa AND A FLOW RATE OF NOT LESS THAN: 0.5 l/s per HOSE REEL 20 l/s per HYDRANT
 - NOMINAL DIAMETER OF ANY COMMUNICATION PIPE SHALL NOT BE LESS THAN 75mm.
 - ANY PIPE SUPPLYING WATER TO ANY HYDRANT SHALL NOT BE LESS THAN 75mm PROVIDED THAT WHERE THE LENGTH OF SUCH PIPE IS MORE THAN 50m THE NOMINAL DIAMETER OF SUCH PIPE SHALL NOT BE LESS THAN 100mm.
 - ANY PIPE WHICH SERVES ANY HYDRANT AND HOSE REEL SHALL BE PROVIDED WITH A DOUBLE BOOSTER CONNECTION.
 - ANY PIPE WHICH SERVES ONLY HOSE REEL SHALL BE PROVIDED WITH A SINGLE CONNECTION.
 - ALL FIRE INSTALLATION TO BE COMMISSIONED BY REGISTERED FIRE COMPANY PROVIDING COMPLIANCE CERTIFICATE APPROVING INSTALLATIONS
 - FIRE DEPARTMENT MUST BE NOTIFIED ON COMPLETION OF INSTALLATION IN ORDER TO OBTAIN A CLEARANCE CERTIFICATE PRIOR TO ELECTRICAL CONNECTION.
 - SAFETY DISTANCES IN COMPLIANCE WITH SANS10400 PART T4.2
 - PROVIDE MANUALLY OPERATED AUDIBLE ALARM SYSTEM IN ACCORDANCE WITH SANS10400 PART T4.31 AND SANS 10139
 - DIVISION CAPACITY : SHALL BE SEPARATED BY 220MM FIRE WALL EXTENDING TO UNDERSIDE OF ROOF TILES
 - FIRE FIGHTING EQUIPMENT TO COMPLY WITH SANS 10400, PART T 4.32
 - MARKINGS AND SIGNPOSTING TO COMPLY WITH SANS 10400 PART T4.29
 - LIGHTING OF FEEDER AND EMERGENCY ROUTES IN ACCORDANCE WITH SANS 10400 PART T 4.18 & T4.19
 - ALL NEW WORK TO BE DONE IN ACCORDANCE WITH PART T OF THE FIRE-PREVENTION REGULATIONS AS PROMULGATED IN THE SANS-10400.
 - 9mm GYPSUM CEILING BOARD TO COMPLY WITH SANS10400-T.
 - LIFT SHAFT SHALL BE IN ACCORDANCE WITH SANS10400-T 4.44.
 - LIFT MUST NOT USED DURING A FIRE EMERGENCY.

FIRE NOTES:
ALL FIRE PROTECTION TO COMPLY WITH SANS10400-T: 2020
4.2: SAFETY DISTANCES, 4.3: DIFFERENT OCCUPANCIES IN BUILDING, 4.4: DIVISION OF AREAS, 4.7: FIRE STABILITY, 4.9: PARTITIONS, 4.10: PROTECTION OF OPENINGS, 4.12: ROOF ASSEMBLY, 4.13: CEILINGS, 4.14: FLOOR COVERINGS, 4.15: INTERNAL FINISHES, 4.16: ESCAPE ROUTES, 4.17: EXIT DOORS, 4.19: EMERGENCY ROUTES, 4.29: MARKING AND SIGNPOSTING, 4.30: PROVISION OF EMERGENCY LIGHTING, 4.31: FIRE DETECTION AND ALARM SYSTEM, 4.43: WATER RETICULATION FOR FIRE FIGHTING PURPOSES, 4.34: HOSE REELS, 4.35: HYDRANTS 4.37: PORTABLE FIRE EXTINGUISHERS, 4.39: FIRE STOPPING OF INACCESSIBLE CONCEALED SPACES, 4.41: SERVICES IN STRUCTURE OR SEPARATING WALLS, 4.42: SMOKING CONTROL, 4.43: AIR CON AND ARTIFICIAL VENTILATION SYSTEM, 4.55: FIRE RESISTANCE OF BUILDING MATERIAL AND COMPONENTS

PROVIDE (1X) 30M FIRE HOSE REEL AND (2X) 4.5kg DRY CHEMICAL POWDER FIRE EXTINGUISHER.

ESCAPE ROUTES SHALL BE CLEARLY BE MARKED AND SIGNPOSTED TO INDICATE THE DIRECTION TO BE TRAVELED.

IN THE CASE OF ANY EMERGENCY SUCH SINAGE MUST BE OF THE INTERNALLY OR EXTERNALLY ILLUMINATED, OR PHOTOLUMINESCENCE TYPE AND SHALL COMPLY WITH THE RELEVANT REQUIREMENTS OF SANS 1186-3, SANS1186-1, SANS 1186-5 AND SANS 1186-22.
ANY MARKS OR SIGNS SHALL COMPLY WITH THE REQUIREMENTS OF SANS 10114-2 WITH REGARD TO THE MAXIMUM VIEWING DISTANCE OF THE SIGN IN PROPORTION TO THE VERTICAL DIMENSION OF THE SIGN.

FLOOR COVERINGS TO BE FIRE RATED.
MARKINGS AND SIGNPOSTING SHALL COMPLY WITH THE REQUIREMENTS OF SANS 10400-T:4.29.

ALL TO BE DONE BY A QUALIFIED COMPETENT PERSON IN STRICT ACCORDANCE WITH SANS10400-T AND LOCAL AUTHORITY BYLAWS AND HEALTH & SAFETY REGULATIONS.

WHERE DRAINAGE PIPE PASS BENEATH WALLS, FOUNDATIONS AND HARDENED SURFACES THE PIPE MUST BE ENCASED IN 100mm THICK CONCRETE

A COMPETENT PERSON (CIVIL ENGINEERING) IS TO BE APPOINTED IN RESPECT OF THE SLABS OR FILLS OF SLABS SUPPORTED ON THE GROUND.

GENERAL NOTES:

1. ALL MATERIALS & WORKMANSHIP TO BE IN ACCORDANCE WITH SANS10400 SPECIFICATIONS AND CODES OF PRACTICE.
2. READ THIS DRAWING IN CONJUNCTION WITH THE ENGINEERS, LAND SURVEYOR OR OTHER SPECIALISTS DRAWINGS & DETAILS, WHOEVER MAY BE APPLICABLE.
3. THE CONTRACTOR SHALL NOTIFY THE SUPERVISING CONSULTANT AT LEAST 24 HOURS IN ADVANCE OF COMMENCING ANY SECTION OF WORK.
4. SHOULD ANY DISCREPANCY EXIST BETWEEN ANY DIMENSIONS AND/OR DETAILS AND/OR THE SPECIFICATION THE CONSULTANT SHALL BE NOTIFIED WITHOUT DELAY AND HE WILL TAKE THE FINAL DECISION.
5. SHOULD DEVIATION FROM THE DETAILS BE DESIRED THE CONSULTANTS WRITTEN APPROVAL SHALL BE OBTAINED BEFOREHAND.
6. ALL STIPULATIONS OF THE LOCAL AUTHORITY AND/OR STATUTORY BODY WITH RESPECT TO CONSTRUCTION AND/OR THE SITE AND THE LIKE, SHALL BE STRICTLY

ADHERED TO.

7. ONLY THE DRAWING WITH THE MOST RECENT REVISION WILL BE VALID, UNLESS IT IS REPLACED BY A WRITTEN INSTRUCTION.
8. ONLY WRITTEN DIMS AND/OR LEVELS SHALL BE USED.
9. FIREWALLS MUST ALWAYS BE 220mm THICK WALLS.
10. DAMPCOURSE UNDER ALL WINDOW SILLS AND WALLS.
11. CONCRETE RAINWATER CHANNELS UNDER ALL RAINWATER PIPES.
12. ALL ELECTRICAL AND PLUMBING WORK MUST BE CARRIED OUT IN ACCORDANCE WITH LOCAL AUTHORITY REGULATIONS.
13. RAFTERS MUST BE BOLTED AT ALL JUNCTIONS.
14. PURLINS-RAFTERS CONNECTIONS MUST BE TIED WITH SUITABLE WIRE.
15. ALL WORK MUST BE CARRIED OUT STRICTLY IN ACCORDANCE TO DIMENSIONS GIVEN.
16. ALL INTERNAL PLASTER MUST HAVE A SMOOTH FINISH
17. ALL WINDOWS MUST BE APPROVED DESIGN.
18. ALL WALLS LONGER THAN 2500mm MUST BE PROVIDED

WITH BRICKFORCE IN EVERY THIRD LAYER.

DRAINAGE NOTES:

1. I.E.'S TO BE PROVIDED AT ALL BENDS AND JUNCTIONS.
2. RE'S TO BE PROVIDED AT 25m OF STRAIGHT LENGTH, AT CHANGE OF DIRECTION AND AT MUNICIPAL OR TANK CONNECTION WITH MARKED COVERS AT GROUND LEVEL.
3. PIPES IN FLOOR TO BE WITHOUT BENDS & CONNECTIONS.
4. SEWER PIPE TO BE ENCASED IN 100mm CONCRETE WHEN OCCURRING UNDER CONSTRUCTION, NOT TO DEVIATE FROM STRAIGHT AND WITH I.E'S AT EITHER SIDE.
5. GULLEY'S AT KITCHEN TO HAVE COLD WATER TAP OVER.
6. ALL VENT PIPES ARE TO EXTEND MINIMUM 2m ABOVE WINDOW HEAD.
7. MINIMUM INVERT LEVEL OF DRAIN 460mm.
8. MINIMUM FALL OF DRAIN 1:40
9. WHERE FALL OF DRAIN EXCEEDS 1:10 BACK DROPS TO BE PROVIDED TO ENSURE MAXIMUM FALL OF 1:10.
10. DRAIN PIPES EXCEEDING 6m TO JUNCTION TO HAVE OWN

100mm VENT PIPE.

11. 100mm VENT PIPE AT HEAD OF DRAIN WITH 110mm AIR/VALE.
12. WHERE ONE-PIPE SYSTEM IS APPLIED, ANTI-SYPHON VENT PIPES TO BE 50mm.
13. WASTE PIPES 50mm AND 100mm P.V.C.
14. WASTE PIPES TO HAVE RESEAL TRAPS AND TO BE FULLY FULLY ACCESSIBLE OVER FULL LENGTH.
15. ALL PLUMBING AND DRAINAGE WORK TO BE CARRIED OUT BY A REGISTERED PLUMBING CONTRACTOR.
16. P-&-S TRAPS TO BE PROVIDED AT ALL SANITARY FITTINGS.
17. ACCESS PANELS TO SEWER DUCTS TO SANS10400

FOUNDATION NOTES:

1. FOUNDATIONS ARE SUBJECT TO ALTERATIONS AS EXCAVATIONS PROCEED.
2. NO FOUNDATIONS ARE TO BE CAST UNTIL EXCAVATIONS HAVE BEEN APPROVED.
3. FOUNDATION TRENCHES TO BE STRICTLY IN ACCORDANCE WITH ENGINEERS SPECS.

REVISIONS


NO	DATE	DESCRIPTION
-	-	-

ABBREVIATIONS:

whb	WASH HAND BASIN	ie	INSPECTION EYE
wc	WATER CLOSET.	re	RODDING EYE
sink	SINK.	g	GULLEY
shw	SHOWER	vp	VENT PIPE
exg.	EXISTING	ssv	STUB STACK VENT VALVE
cl	COVER LEVEL	mh	MANHOLE
il	INVERT LEVEL	cfa	GROSS FLOOR AREA
ctiles	CERAMIC TILES	db	DISTRIBUTION BOARD
svp	SEWER VENT PIPE	eng	ENGINEER

DRAWING REFERENCE:

01-11ZNG-25	SITE PLAN
02-11ZNG-25	GROUND FLOOR PLAN
03-11ZNG-25	BASEMENT FLOOR PLAN & SECTION A-A & B-B
04-11ZNG-25	NORTHERN & SOUTHERN ELEVATION, SECTION C-C TO F-F, & DETAIL
05-11ZNG-25	EASTERN & WESTERN ELEVATION & DOOR SCHEDULE
06-11ZNG-25	ROOF PLAN
07-11ZNG-25	WINDOW SCHEDULE
08-11ZNG-25	FIRE ESCAPE PLANS



AUTHOR'S SIGNATURE: [Signature]
OWNER'S SIGNATURE: [Signature]
PRIVY SEAL: [Seal]

PROJECT DESCRIPTION		
PROPOSED ADDITIONS AND ALTERATIONS TO THE MUNICIPAL HALL FOR RAY NKONYENI MUNICIPALITY AT IZINGOLWENI, KWAZULU NATAL		
DRAWING DESCRIPTION		
BASEMENT PLAN & SECTION A-A & B-B		
COPYRIGHT RESERVED: GWINI ARCHITECTURE (PTY) LTD		
SHEET	SCALE	DRAWN
3 OF 8	1 : 100	KR & LM
DATE	DRAWING NO.	CODE
MARCH 2025	03-11ZNG-25	MUNICIPAL



WHERE DRAINAGE PIPE PASS BENEATH WALLS, FOUNDATIONS AND HARDENED SURFACES THE PIPE MUST BE ENCASED IN 100mm THICK CONCRETE



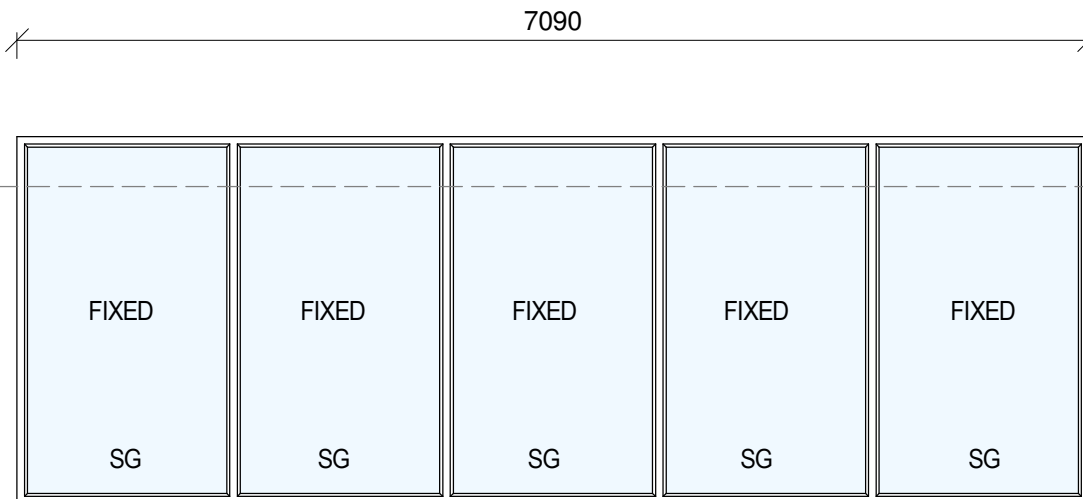
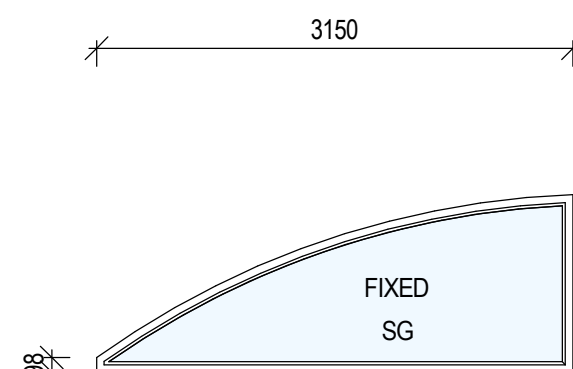
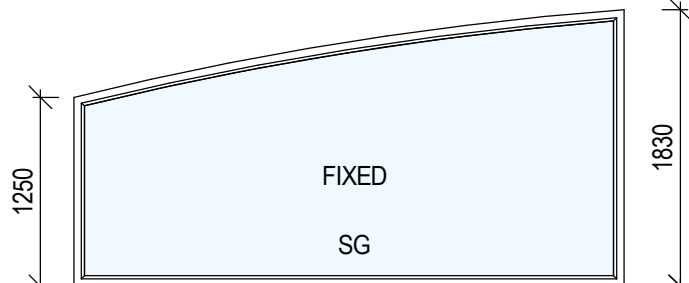
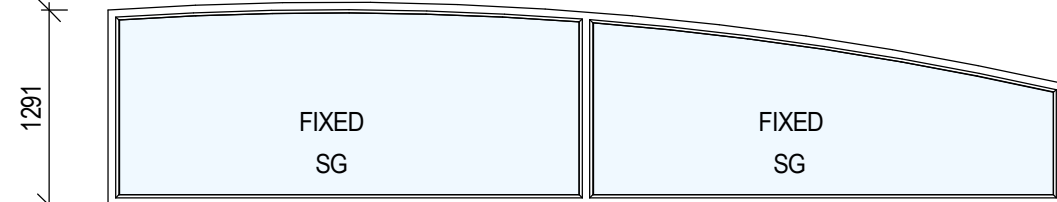
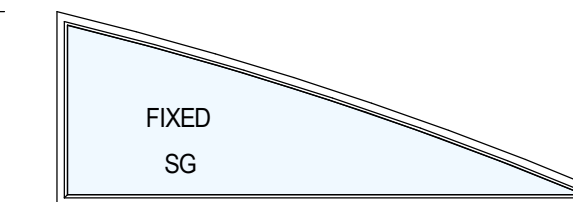
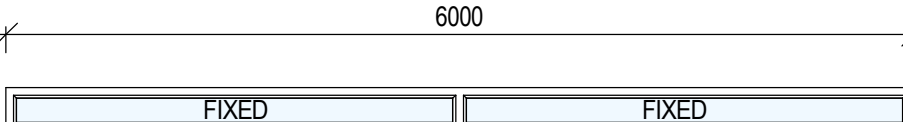
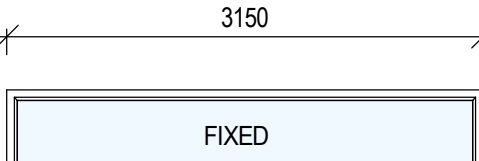


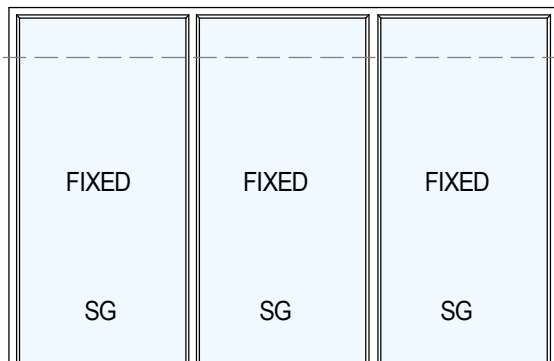



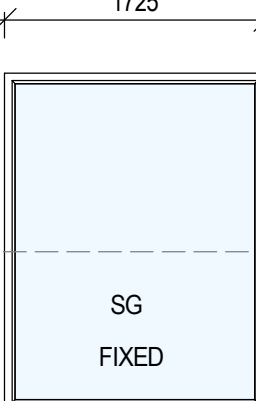
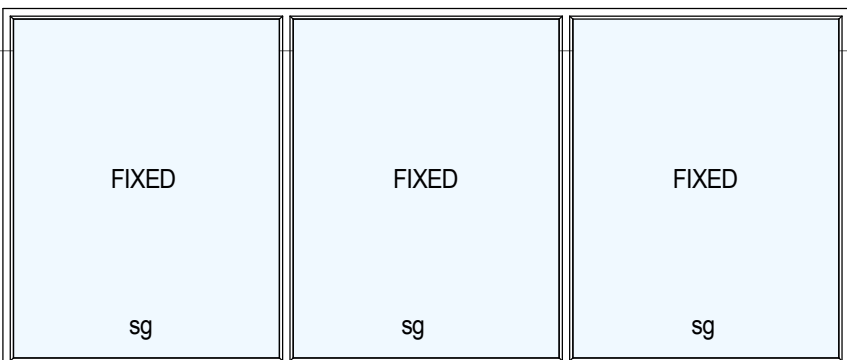
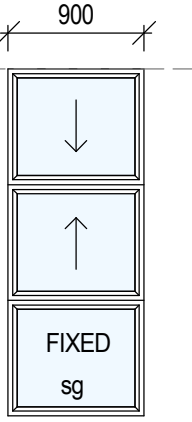
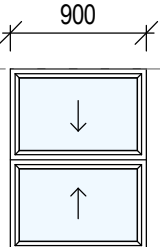
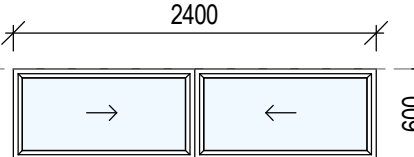
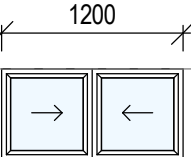
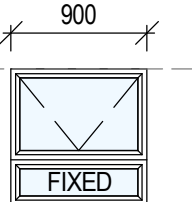
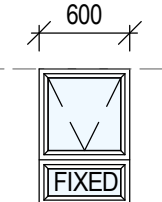
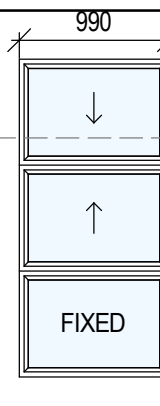
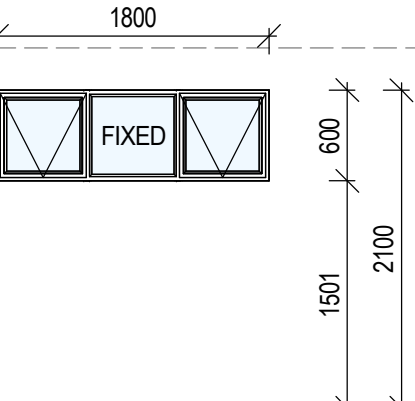
TYPICAL FLAT ROOF FULLBORE DETAIL
scale 1:5



DRAWING REFERENCE:	
01-1ZNG-25 _	SITE PLAN
02-1ZNG-25 _	GROUND FLOOR PLAN
03-1ZNG-25 _	BASEMENT FLOOR PLAN & SECTION A-A & B-B
04-1ZNG-25 _	NORTHERN & SOUTHERN ELEVATION, SECTION C-C TO F-F, & DETAIL
05-1ZNG-25 _	EASTERN & WESTERN ELEVATION & DOOR SCHEDULE
06-1ZNG-25 _	ROOF PLAN
07-1ZNG-25 _	WINDOW SCHEDULE
08-1ZNG-25 _	FIRE ESCAPE PLANS

PROJECT DESCRIPTION	PROPOSED ADDITIONS AND ALTERATIONS TO THE MUNICIPAL HALL FOR RAY NKONYENI MUNICIPALITY AT IZINGOLWENI, KWAZULU NATAL
DRAWING DESCRIPTION	NORTHERN & SOUTHERN ELEVATIONS, SECTION C-C TO F-F, & DETAIL <small>COPYRIGHT RESERVED: OGWINI ARCHITECTURE (PTY) LTD</small>


SHEET	SCALE	DRAWN
4 OF 8	As indicated	KR & LM
DATE	DRAWING NO.	CODE
MARCH 2025	04-11ZNG-25	MUNICIPAL

									
CODE	Ground Level: W1	Ground Level: W34	Ground Level: W35	Ground Level: W36	Ground Level: W37				
QUANTITY	1 OFF	1 OFF	1 OFF	1 OFF	1 OFF				
FRAME	aluminium - powder coated black	aluminium - powder coated black	aluminium - powder coated black	aluminium - powder coated black	aluminium - powder coated black				
GLAZING	single - clear	single - clear	single - clear	single - clear	single - clear				
									
CODE	Ground Level: W39	Ground Level: W47, W50	Ground Level: W48, W49	Ground Level: W42, W55	Ground Level: W2				
QUANTITY	1 OFF	2 OFF	2 OFF	2 OFF	1 OFF				
FRAME	aluminium - powder coated black	aluminium - powder coated black	aluminium - powder coated black	aluminium - powder coated black	aluminium - powder coated black				
GLAZING	single - clear	single - clear	single - clear	single - clear	single - clear				
									
CODE	Ground Level: W40	Ground Level: W39, W41	Ground Level: W43, W44, W45, W46, W51, W52, W53, W54	Ground Level: W3	Ground Level: W26, W27				
QUANTITY	1 OFF	2 OFF	8 OFF	1 OFF	2 OFF				
FRAME	aluminium - powder coated black	aluminium - powder coated black	aluminium - powder coated black	aluminium - powder coated black	aluminium - powder coated black				
GLAZING	single - clear	single - clear	single - clear	ONE-WAY NON-REFLECTIVE GLASS	ONE-WAY NON-REFLECTIVE GLASS				
									<p>WINDOWS: ALL WINDOWS TO BE ALUMINIUM FRAMED, COATED IN OWNER'S/ARCHITECT'S COLOUR CHOICE. RESTROOM / LOCKER ROOM WINDOWS TO HAVE OPAQUE GLAZING OR OTHERWISE SPECIFIED. WHERE WINDOWS ARE LESS THAN 600mm FROM FLOOR LEVEL, USE SAFETY GLASS. SAFETY GLAZING AND GLASS THICKNESS TO COMPLY WITH SANS10400-N. ALL WINDOWS BATHROOM WINDOWS TO COMPLY WITH SANS10400-N 4.4.2</p> <p>GLASS: GLASS THICKNESS TO COMPLY WITH SANS 10400 -N SAFETY GLASS TO COMPLY WITH SANS 10400 -N</p> <p>GENERAL NOTES: ALL WORK TO COMPLY WITH THE SANS10400 AND / OR TO LOCAL AUTHORITY BYLAWS. ALL DIMENSIONS ARE TO BE CHECKED ON SITE. ALL WORKMANSHIP AND MATERIALS SHALL BE THE BEST OF THEIR RESPECTIVE KINDS, TO THE SATISFACTION OF THE ARCHITECT. REINFORCED CONCRETE WORK TO ENGINEER'S DETAILS CONCRETE MINIMUM STRENGTH 15MPa. MORTAR MINIMUM STRENGTH 10MPa. BALUSTRADING TO COMPLY WITH SANS10400-D POOL FENCING TO COMPLY WITH SANS10400-D SOIL POISONING IN ACCORDANCE WITH SANS10124. GLASS THICKNESS TO COMPLY WITH SANS10400-N SAFETY GLASS TO COMPLY WITH SANS10400-N</p>
CODE	Ground Level: W9, W10, W11, W12, W13, W14, W17, W18, W19, W20, W21, W22, W23, W24, W25	Ground Level: W6, W7	Ground Level: W4	Ground Level: W5	Ground Level: W8	Ground Level: W14, W15	Basement Level: W28, W29, W30, W31	Basement Level: W32, W33	
QUANTITY	15 OFF	2 OFF	1 OFF	1 OFF	1 OFF	2 OFF	4 OFF	2 OFF	
FRAME	aluminium - powder coated black	aluminium - powder coated black	aluminium - powder coated black	aluminium - powder coated black	aluminium - powder coated black	aluminium - powder coated black	aluminium - powder coated black	aluminium - powder coated black	
GLAZING	single - clear	single - clear	single - clear	single - clear	single - clear	frosted laminated safety glass	frosted laminated safety glass	single - clear	

WINDOW SCHEDULE
scale 1:50

DRAWING REFERENCE:

- 01-1ZNG-25 _ SITE PLAN
- 02-1ZNG-25 _ GROUND FLOOR PLAN
- 03-1ZNG-25 _ BASEMENT FLOOR PLAN & SECTION A-A & B-B
- 04-1ZNG-25 _ NORTHERN & SOUTHERN ELEVATION, SECTION C-C TO F-F, & DETAIL
- 05-1ZNG-25 _ EASTERN & WESTERN ELEVATION & DOOR SCHEDULE
- 06-1ZNG-25 _ ROOF PLAN
- 07-1ZNG-25 _ WINDOW SCHEDULE
- 08-1ZNG-25 _ FIRE ESCAPE PLANS



M. Ndlovu
Pr. S. Arch. Tech.
PSA3724750729
083 484 4438
039 316 4545
086 569 5620
admin@ogwini.co.za
Suite 4, 12 Gilbert Rd
Southbroom - 4277
KwaZulu Natal

AUTHOR'S SIGNATURE:

OWNERS SIGNATURE:


PROJECT DESCRIPTION PROPOSED ADDITIONS AND ALTERATIONS TO THE MUNICIPAL HALL FOR RAY NKONYENI MUNICIPALITY AT IZINGOLWENI, KWAZULU NATAL		
DRAWING DESCRIPTION WINDOW SCHEDULE		
COPYRIGHT RESERVED : OGWINI ARCHITECTURE (PTY) LTD		
SHEET	SCALE	DRAWN
7 OF 8	1 : 50	KR & LM
DATE	DRAWING NO.	CODE
MARCH 2025	07-1ZNG-25	MUNICIPAL

GENERAL NOTES:
ALL WORK TO COMPLY WITH THE SANS10400 AND / OR TO LOCAL AUTHORITY BYLAWS. ALL DIMENSIONS ARE TO BE CHECKED ON SITE. ALL WORKMANSHIP AND MATERIALS SHALL BE THE BEST OF THEIR RESPECTIVE KINDS, TO THE SATISFACTION OF THE ARCHITECT. REINFORCED CONCRETE WORK TO ENGINEER'S DETAILS. CONCRETE MINIMUM STRENGTH 15MPa. MORTAR MINIMUM STRENGTH 10MPa. BALUSTRADING TO COMPLY WITH SANS10400-D. POOL FENCING TO COMPLY WITH SANS10400-D SOIL POISONING IN ACCORDANCE WITH SANS10124. GLASS THICKNESS TO COMPLY WITH SANS10400-N
SAFETY GLASS TO COMPLY WITH SANS10400-N ACCESS FOR DISABLED TO COMPLY WITH SANS10400-S, MINIMUM 1:12 GRADIENT TO ALL RAMPS AND WALKWAYS.
NO WORK SHALL BE PERFORMED ON SITE WITH PRIOR APPROVAL OF LOCAL AUTHORITY.

FIRE PREVENTION NOTES:
ALL NEW WORK IN ACCORDANCE WITH SANS10400-T OF THE FIRE- REGULATIONS.

- IN ANY FIRE INSTALLATION:
- ADEQUATE PUMPING CONNECTIONS AND MEANS OF MEASURING WATER PRESSURE SHALL BE PROVIDED.
 - SO MANY ISOLATING VALVES SHALL BE PROVIDED TO CONTROL THE FLOW OF WATER TO THE INSTALLATION, AND TO POINTS WITHIN THE INSTALLATION, AS THE LOCAL AUTHORITY MAY REQUIRE.
 - THE QUANTITY, PRESSURE AND RATE OF FLOW OF WATER SHALL BE ADEQUATE FOR THE SUPPLY OF ANY HOSE REEL, HYDRANT OR SPRINKLER SYSTEM CONNECTED THERETO.
 - A FLOW PRESSURE AT ANY HOSE REEL OR HYDRANT, OF NOT LESS THAN 300kPa AND A FLOW RATE OF NOT LESS THAN: 0.5 l/s per HOSE REEL 20 l/s per HYDRANT
 - NOMINAL DIAMETER OF ANY COMMUNICATION PIPE SHALL NOT BE LESS THAN 75mm.
 - ANY PIPE SUPPLYING WATER TO ANY HYDRANT SHALL NOT BE LESS THAN 75mm, PROVIDED THAT WHERE THE LENGTH OF SUCH PIPE IS MORE THAN 50m THE NOMINAL DIAMETER OF SUCH PIPE SHALL NOT BE LESS THAN 100mm.
 - ANY PIPE WHICH SERVES ANY HYDRANT AND HOSE REEL SHALL BE PROVIDED WITH A DOUBLE BOOSTER CONNECTION.
 - ANY PIPE WHICH SERVES ONLY HOSE REEL SHALL BE PROVIDED WITH A SINGLE CONNECTION.
 - ALL FIRE INSTALLATION TO BE COMMISSIONED BY REGISTERED FIRE COMPANY PROVIDING COMPLIANCE CERTIFICATE APPROVING INSTALLATIONS
 - FIRE DEPARTMENT MUST BE NOTIFIED ON COMPLETION OF INSTALLATION IN ORDER TO OBTAIN A CLEARANCE CERTIFICATE PRIOR TO ELECTRICAL CONNECTION.
 - SAFETY DISTANCES IN COMPLIANCE WITH SANS10400 PART T4.2
 - PROVIDE MANUALLY OPERATED AUDIBLE ALARM SYSTEM IN ACCORDANCE WITH SANS10400 PART T4.31 AND SANS 10139
 - DIVISION CAPACITY : SHALL BE SEPARATED BY 220MM FIRE WALL EXTENDING TO UNDERSIDE OF ROOF TILES
 - FIRE FIGHTING EQUIPMENT TO COMPLY WITH SANS 10400, PART T 4.32
 - MARKINGS AND SIGNPOSTING TO COMPLY WITH SANS 10400 PART T4.29
 - LIGHTING OF FEEDER AND EMERGENCY ROUTES IN ACCORDANCE WITH SANS 10400 PART T 4.18 & T4.19
 - ALL NEW WORK TO BE DONE IN ACCORDANCE WITH PART T OF THE FIRE-PREVENTION REGULATIONS AS PROMULGATED IN THE SANS- 10400.
 - 9mm GYPSUM CEILING BOARD TO COMPLY WITH SANS10400-T.
 - LIFT SHAFT SHALL BE IN ACCORDANCE WITH SANS10400-T4.44.
 - LIFT MUST NOT USED DURING A FIRE EMERGENCY.


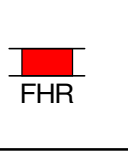


FIRE NOTES:
ALL FIRE PROTECTION TO COMPLY WITH SANS10400-T: 2020
4.2: SAFETY DISTANCES, 4.3: DIFFERENT OCCUPANCIES IN BUILDING, 4.4: DIVISION OF AREAS, 4.7: FIRE STABILITY, 4.8: TENANCY SEPARATION, 4.9: PARTITIONS, 4.10: PROTECTION OF OPENINGS, 4.12: ROOF ASSEMBLY, 4.13: CEILINGS, 4.14: FLOOR COVERINGS, 4.15: INTERNAL FINISHES, 4.16: ESCAPE ROUTES, 4.17: EXIT DOORS, 4.19: EMERGENCY ROUTES, 4.29: MARKING AND SIGNPOSTING, 4.30: PROVISION OF EMERGENCY LIGHTING, 4.31: FIRE DETECTION AND ALARM SYSTEM, 4.43: WATER RETICULATION FOR FIRE FIGHTING PURPOSES, 4.34: HOSE REELS, 4.35: HYDRANTS 4.37: PORTABLE FIRE EXTINGUISHERS 4.39: FIRE-STOPPING OF INACCESSIBLE CONCEALED SPACES, 4.41: SERVICES IN STRUCTURAL OR SEPARATING ELEMENTS, 4.42: SMOKING CONTROL, 4.43: AIR-CON AND ARTIFICIAL VENTILATION SYSTEM, 4.52: INSTALLATION OF FUEL DISPENSING PUMPS AND TANKS, 4.53: INSTALLATION OF TANKS, 4.55: FIRE RESISTANCE OF BUILDING MATERIAL AND COMPONENTS, 4.59: HEALTH CARE FACILITIES

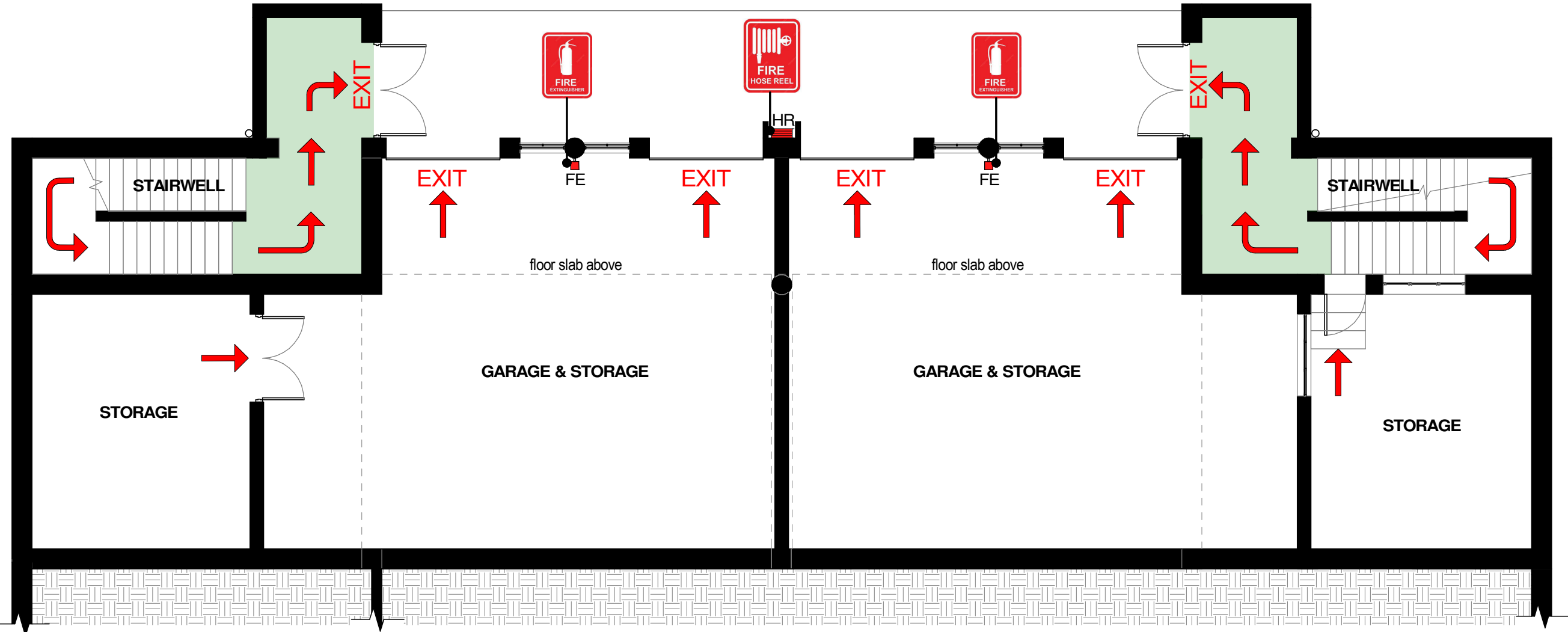
PROVIDE 5x 30M FIRE HOSE REEL AND 13X4.5kg DRY CHEMICAL POWDER FIRE EXTINGUISHER AND 2X 90M FIRE HYDRANTS AND 1x TWIN PUMPING FIRE BOOSTER CONNECTION.

ESCAPE ROUTES SHALL BE CLEARLY BE MARKED AND SIGNPOSTED TO INDICATE THE DIRECTION TO BE TRAVELED IN THE CASE OF ANY EMERGENCY. SUCH SINAGE MUST BE OF THE INTERNALLY OR EXTERNALLY ILLUMINATED, OR PHOTOLUMINESCENCE TYPE AND SHALL COMPLY WITH THE RELEVANT REQUIREMENTS OF SANS 1186-3, SANS1186-1, SANS 1186-5 AND SANS 1186-22. ANY MARKS OR SIGNS SHALL COMPLY WITH THE REQUIREMENTS OF SANS 10114-2 WITH REGARD TO THE MAXIMUM VIEWING DISTANCE OF THE SIGN IN PROPORTION TO THE VERTICAL DIMENSION OF THE SIGN.
FLOOR COVERINGS TO BE FIRE RATED. MARKINGS AND SIGNPOSTING SHALL COMPLY WITH THE REQUIREMENTS OF SANS 10400-T:4.29

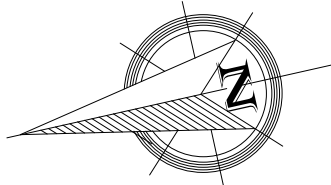
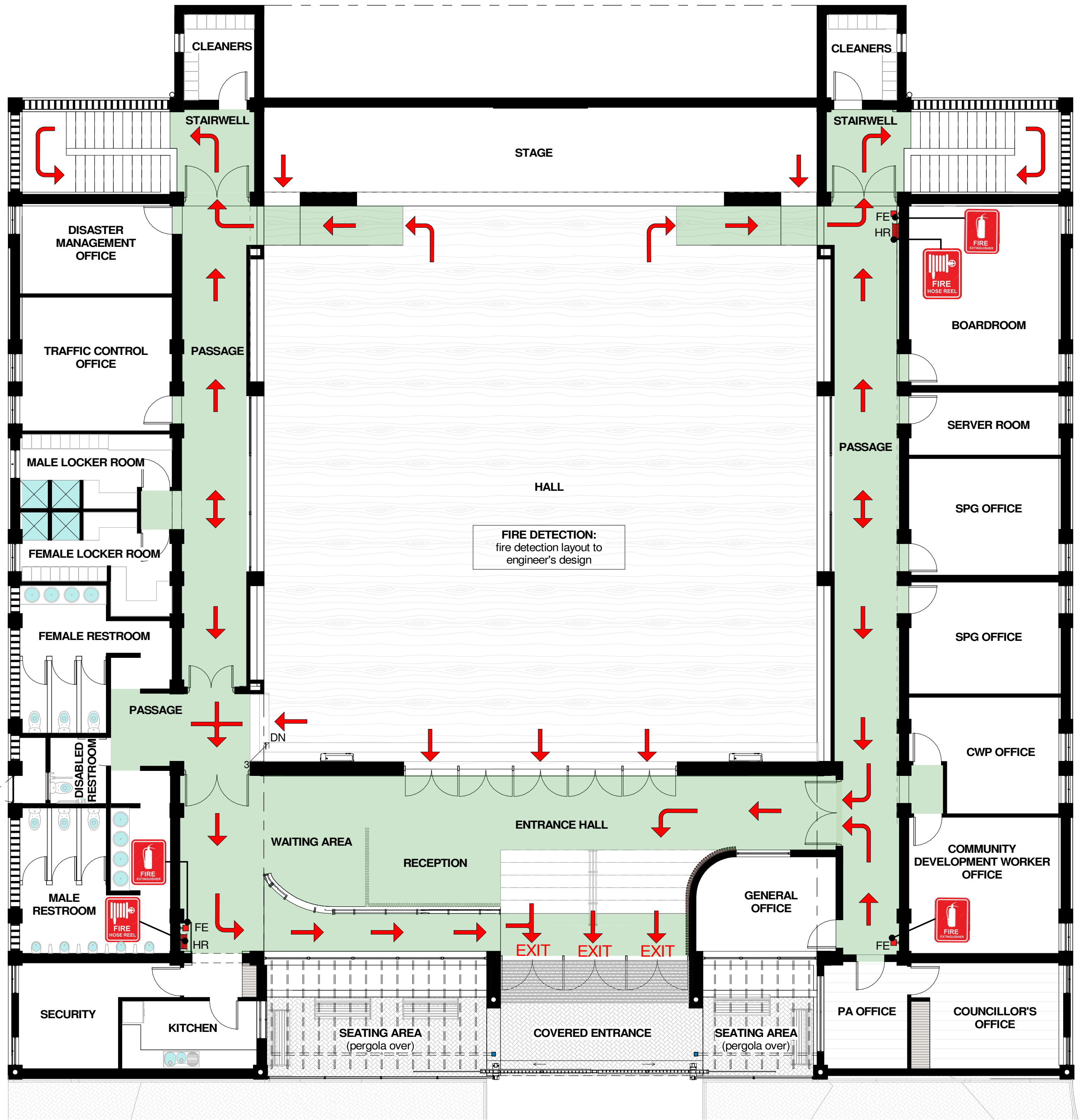
ALL TO BE DONE BY A QUALIFIED COMPETENT PERSON IN STRICT ACCORDANCE WITH SANS10400-T AND LOCAL AUTHORITY BYLAWS AND HEALTH & SAFETY REGULATIONS.

FIRE LEGEND
OCCUPANCY: A1, A3, G1, J3

		30M FIRE HOSE REEL (1 per 500m²)
		FIRE EXTINGUISHER 4.5kg DPC (1 per 200m²)




BASEMENT FLOOR FIRE ESCAPE PLAN
scale 1:100



GROUND FLOOR FIRE ESCAPE PLAN
scale 1:100

DRAWING REFERENCE:

- 01-11ZNG-25 _ SITE PLAN
- 02-11ZNG-25 _ GROUND FLOOR PLAN
- 03-11ZNG-25 _ BASEMENT FLOOR PLAN & SECTION A-A & B-B
- 04-11ZNG-25 _ NORTHERN & SOUTHERN ELEVATION, SECTION C-C TO F-F, & DETAIL
- 05-11ZNG-25 _ EASTERN & WESTERN ELEVATION & DOOR SCHEDULE
- 06-11ZNG-25 _ ROOF PLAN
- 07-11ZNG-25 _ WINDOW SCHEDULE
- 08-11ZNG-25 _ FIRE ESCAPE PLANS



M. Ndlovu
Pr. S. Arch. Tech.
PSA324750729

083 484 6438
039 316 6565
086 569 5620
admin@ogwini.co.za
Suite 4, 12 Gilbert Rd
Southbroom - 4277
KwaZulu Natal

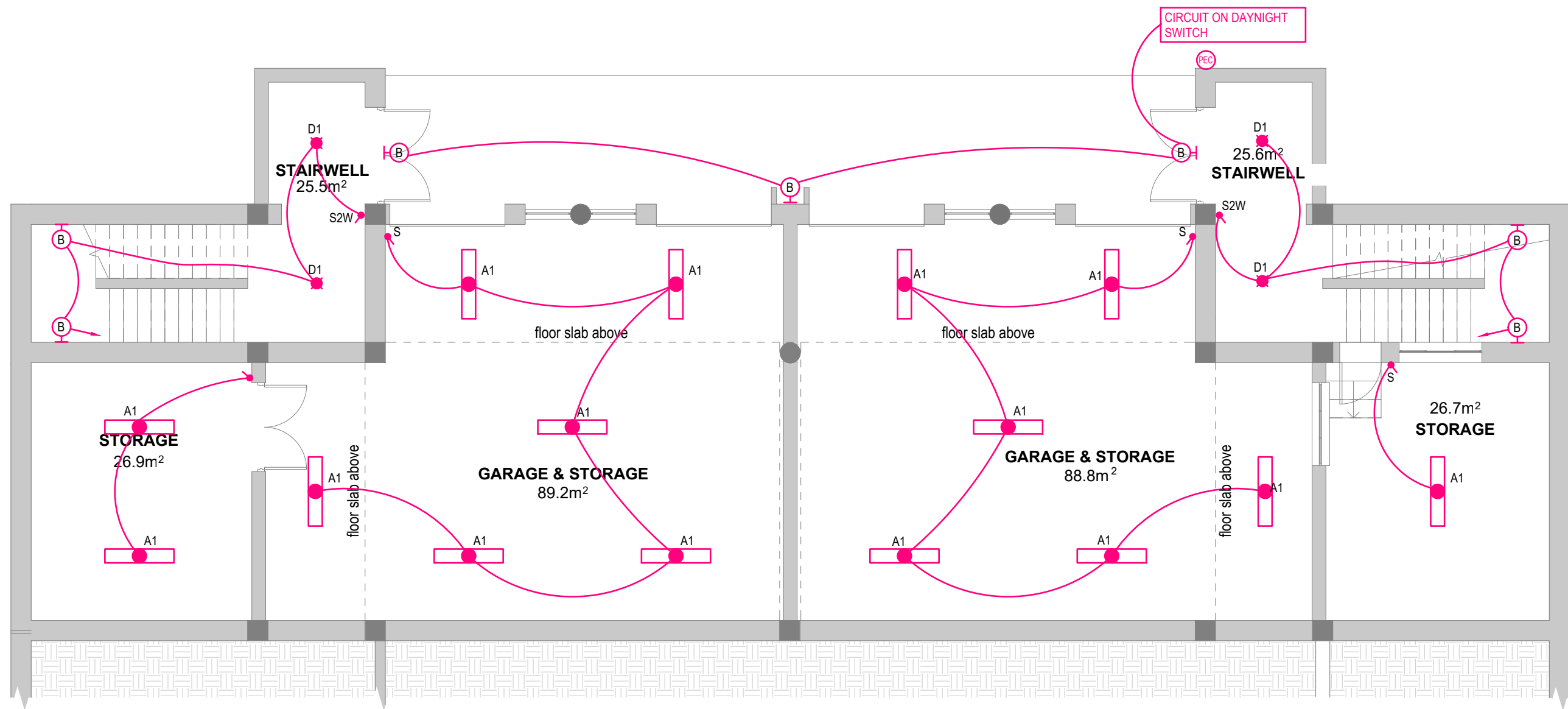
AUTHOR'S SIGNATURE:  OWNERS SIGNATURE: 

PROJECT DESCRIPTION
PROPOSED ADDITIONS AND ALTERATIONS TO THE MUNICIPAL HALL FOR RAY NKONYENI MUNICIPALITY AT IZINGOLWENI, KWAZULU NATAL

DRAWING DESCRIPTION
FIRE ESCAPE PLANS

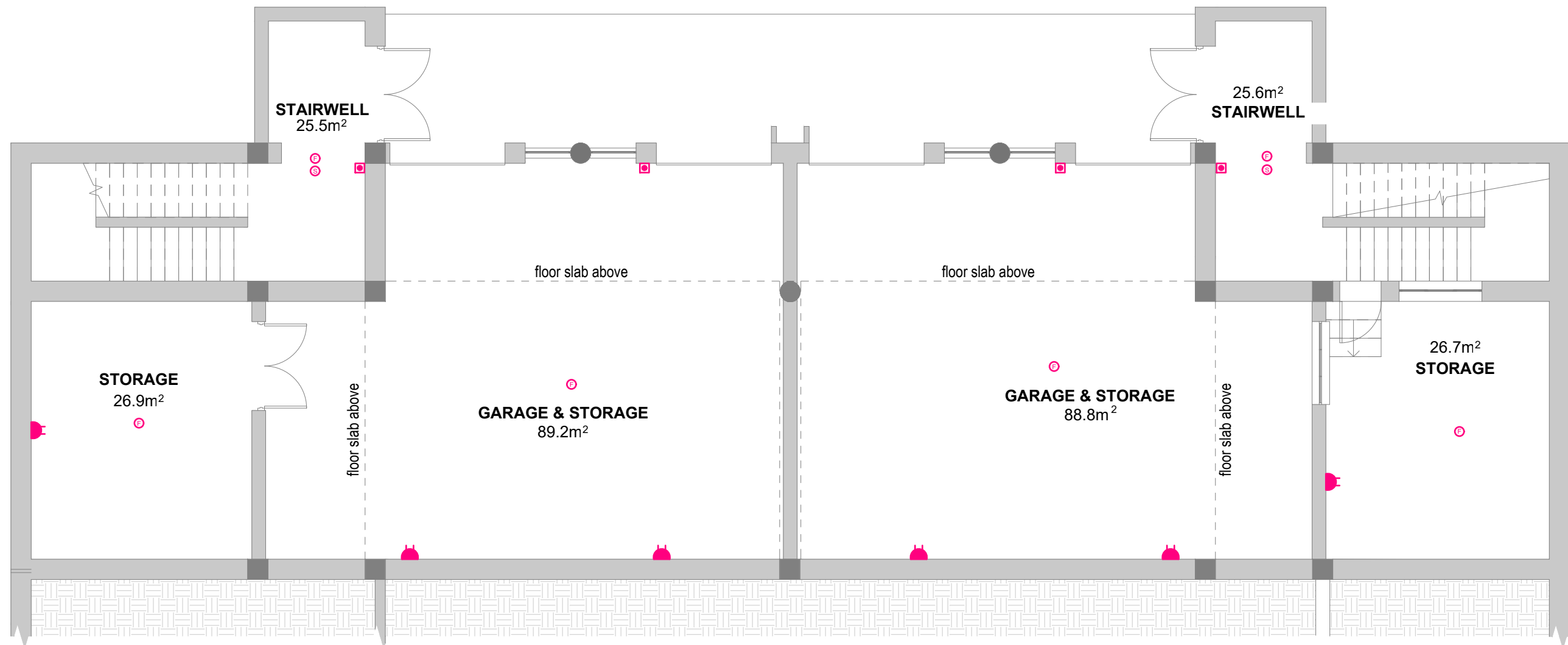
COPYRIGHT RESERVED: OGWINI ARCHITECTURE (PTY) LTD

SHEET	SCALE	DRAWN
8 OF 8	As indicated	KR
DATE	DRAWING NO.	CODE
MARCH 2025	08-11ZNG-25	MUNICIPAL



BASEMENT PLAN
LIGHTING LAYOUT

1:100



BASEMENT PLAN
POWER AND FIRE DETECTION LAYOUT

1:100

ELECTRICAL SYMBOL LEGEND		
	A1	LED LINEAR FITTING
	B	EXTERIOR WALL MOUNTED LED BULKHEAD LIGHT FITTING
	D1	LED DOWNLIGHTER
	S2W	FUSH 2 WAY SWITCH
	S	FLUSH 1L SWITCH
	PC	PHOTO ELECTRIC CELL / DAY NIGHT SWITCH
	I	ISOLATOR FOR GEYSER
	DSO	DUO SO FLUSH MOUNTED
	SSO	SSO FLUSH MOUNTED
	BG	BREAK GLASS OUTLET
	FD	FIRE DETECTION OUTLET

No.	Revision/Issue	Date

Issued for
DESIGN

Firm Name and Address
Peter van der Hoek
Electrical Engineer
PrEng, BScEng, GCC
2 Basil Street, Lot 166 / P.O.Box 417,
Southbroom, 4277
petevdhoek@outlook.com

Consultant's Registration No
Name: P van der Hoek
Drawing Approved:Date:
ECOSA Reg No : 860503 Snr Member No : 8982
GCC No : 1223

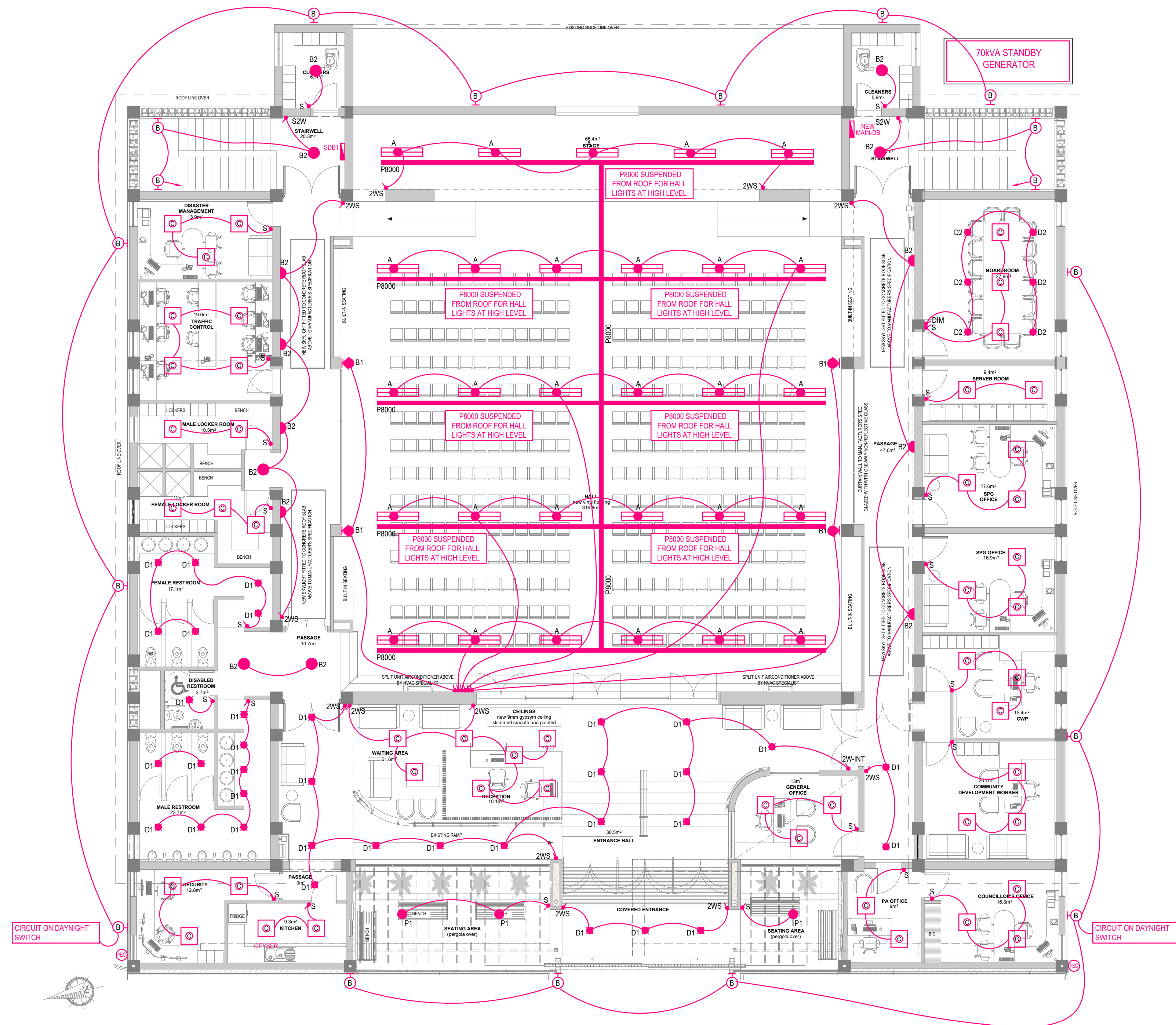
Base Drawing Details:

01-799G-24

Project Name and Address
IZINGOLWENI HALL UPGRADE
FOR
RAY NKONYENI MUNICIPALITY

Drawing Title
BASEMENT FLOOR PLAN:
LIGHTING & POWER LAYOUT
ELECTRICAL INSTALLATION

Project IZINGOLWENI HALL	Sheet 1 of 4
Date 18.02.2025	P010/ E01
Scale 1:100 (A1)	REV 00



GROUND FLOOR PLAN

1:100

ELECTRICAL SYMBOL LEGEND

- A OARCA LED 60W BATTON LIGHT FITTING
- B EXTERIOR WALL MOUNTED LED BULKHEAD LIGHT FITTING
- B1 LED FLOODLIGHT IP66
- B2 LED BULKHEADS MOUNTED ON WALL LIGHTS
- B2 LED BULKHEAD CEILING MOUNTED
- 230V LIGHT POINT FOR 600 x 600 LED PANEL IN CEILING GRID - POSITIONS TO BE CONFIRMED
- D1 LED DOWNLIGHTER
- D2 7W LED DOWNLIGHTER
- DIM DIMMER
- S FUSH 2 WAY SWITCH
- S FLUSH 1L SWITCH
- PHOTO ELECTRIC CELL / DAY NIGHT SWITCH

No.	Revision/Issue	Date

Issued for

DESIGN

Firm Name and Address

Peter van der Hoek
Electrical Engineer
PrEng, BScEng, GCC

2 Basil Street, Lot 166 / P.O.Box 417,
Southbroom, 4277
petevdhoek@outlook.com

Consultant's Registration No

Name: P van der Hoek

Drawing Approved:Date:

ECOSA Reg No : 860503 Snr Member No : 8982
GCC No : 1223

Base Drawing Details:

guyani
ARCHITECTURE

01-799G-24

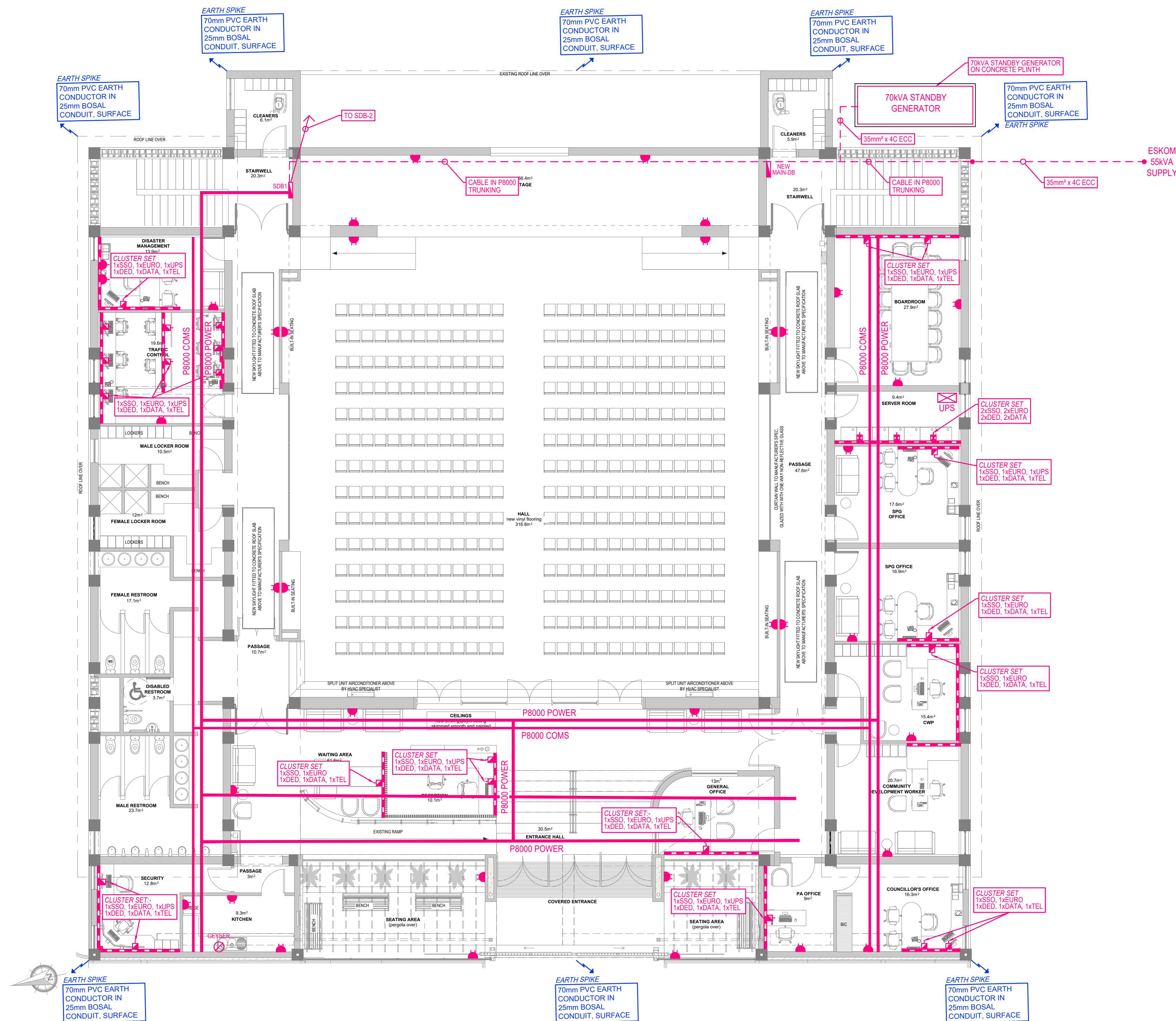
Project Name and Address

IZINGOLWENI HALL UPGRADE
FOR
RAY NKONYENI MUNICIPALITY

Drawing Title

GROUND FLOOR PLAN:
LIGHTING LAYOUT
ELECTRICAL INSTALLATION

Project	Sheet
IZINGOLWENI HALL	2 of 4
Date 17.02.2025	P010/ E02
Scale 1:100 (A1)	REV 00



GROUND FLOOR PLAN

1:100

ELECTRICAL SYMBOL LEGEND

- ISOLATOR FOR GEYSER
- 2 COMPARTMENT POWERSKIRTING PVC EXECUCT OR SIMILAR
- POWERSKIRTING CLUSTER COMPRISING:
 - 2 x SSO
 - 2 x EURO
 - 2 x DEDICATED
- POWERSKIRTING CLUSTER COMPRISING:
 - 1 x SSO
 - 1 x EURO
 - 1 x UPS
 - 1 x DEDICATED
 - 1 x TEL (BY OTHERS)
 - 1 x TEL (BY OTHERS)
- DUO SO FLUSH MOUNTED SSO FLUSH MOUNTED
- LIGHTNING PROTECTION EARTH ROD FROM ROOF TO GROUND FLOOR

No.	Revision/Issue	Date

Issued for

DESIGN

Firm Name and Address

Peter van der Hoek
Electrical Engineer
PrEng, BScEng, GCC

2 Basil Street, Lot 166 / P.O.Box 417,
Southbroom, 4277
petevdhoek@outlook.com

Consultant's Registration No

Name: P van der Hoek

Drawing Approved:Date:

ECSA Reg No : 860503 Snr Member No : 8982
GCC No : 1223

Base Drawing Details:

gumini ARCHITECTURE

01-799G-24

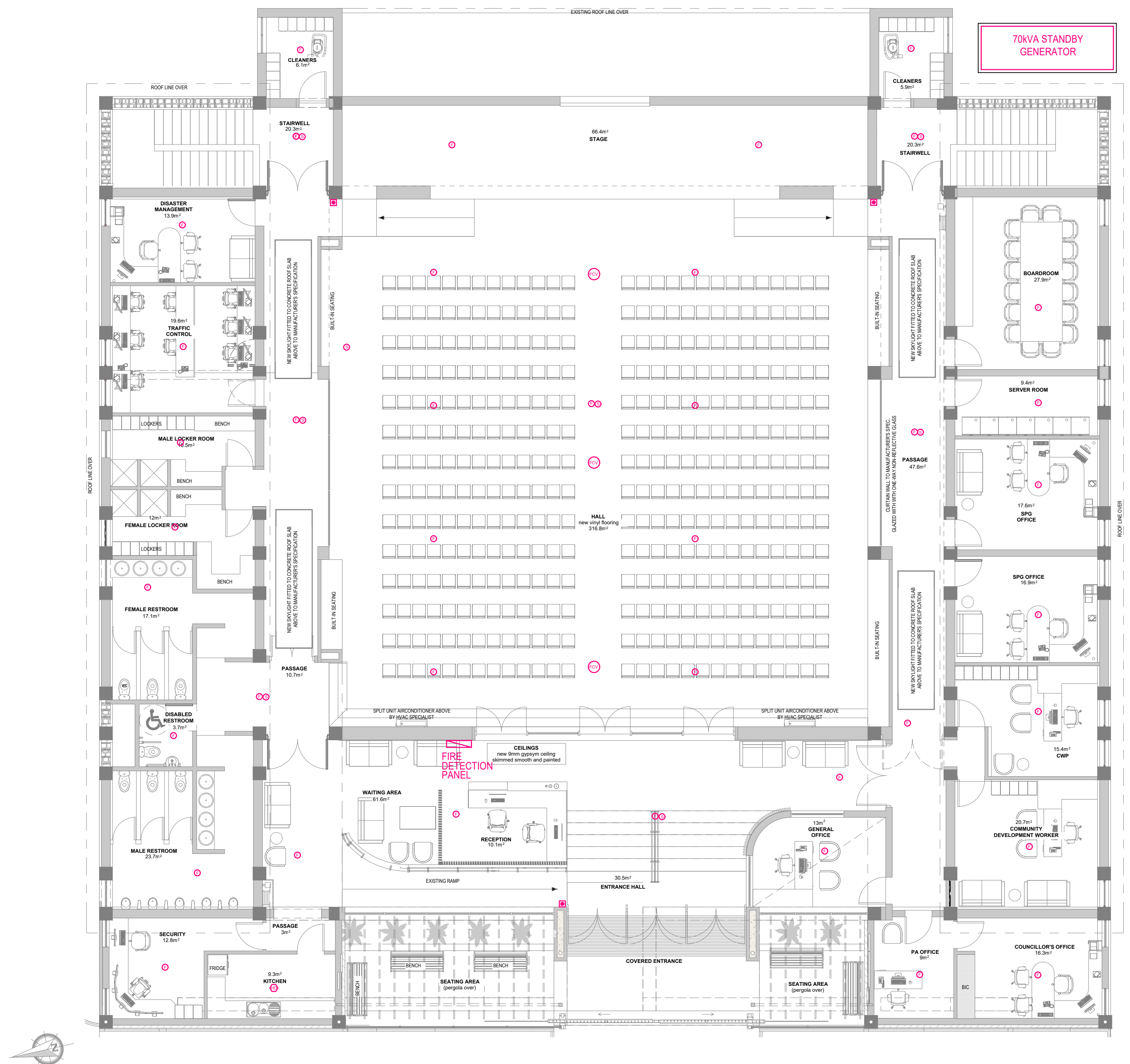
Project Name and Address

IZINGOLWENI HALL UPGRADE
FOR
RAY NKONYENI MUNICIPALITY

Drawing Title

GROUND FLOOR PLAN:
POWER & TRUNKING LAYOUT
ELECTRICAL INSTALLATION

Project	IZINGOLWENI HALL	Sheet	3 of 4
Date	17.02.2025	P010/ E03	
Scale	1:100 (A1)	REV 00	



GROUND FLOOR PLAN 1:100

ELECTRICAL SYMBOL LEGEND

- BREAK GLASS OUTLET
- FIRE DETECTION OUTLET
- FIRE DETECTION SPEAKER / SIREN OUTLET
- CEILING VOID FIRE DETECTION
- HEAT DETECTOR OUTLET

No.	Revision/Issue	Date

Issued for

DESIGN

Firm Name and Address

Peter van der Hoek
Electrical Engineer
PrEng, BScEng, GCC

2 Basil Street, Lot 166 / P.O.Box 417,
Southbroom, 4277
petevdhoek@outlook.com

Consultant's Registration No

Name: P van der Hoek

Drawing Approved:Date:

ECOSA Reg No : 860503 Snr Member No : 8982
GCC No : 1223

Base Drawing Details:

gumini ARCHITECTURE

01-799G-24

Project Name and Address

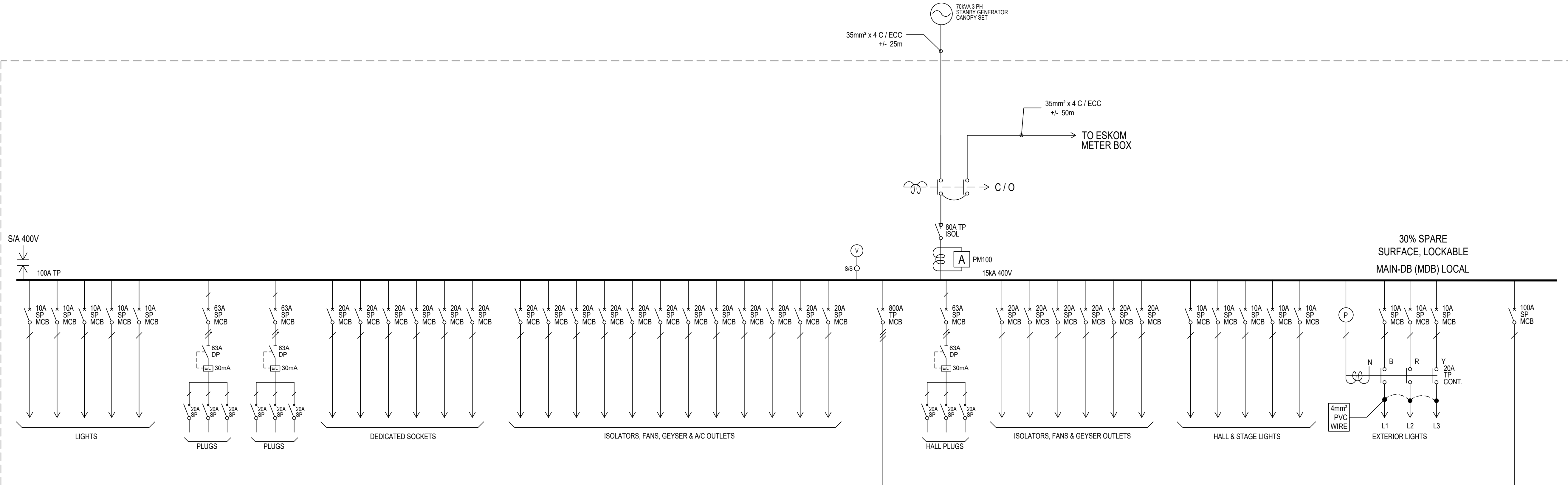
IZINGOLWENI HALL UPGRADE
FOR
RAY NKONYENI MUNICIPALITY

Drawing Title

GROUND FLOOR PLAN:
FIRE DETECTION LAYOUT
FIRE DETECTION INSTALLATION

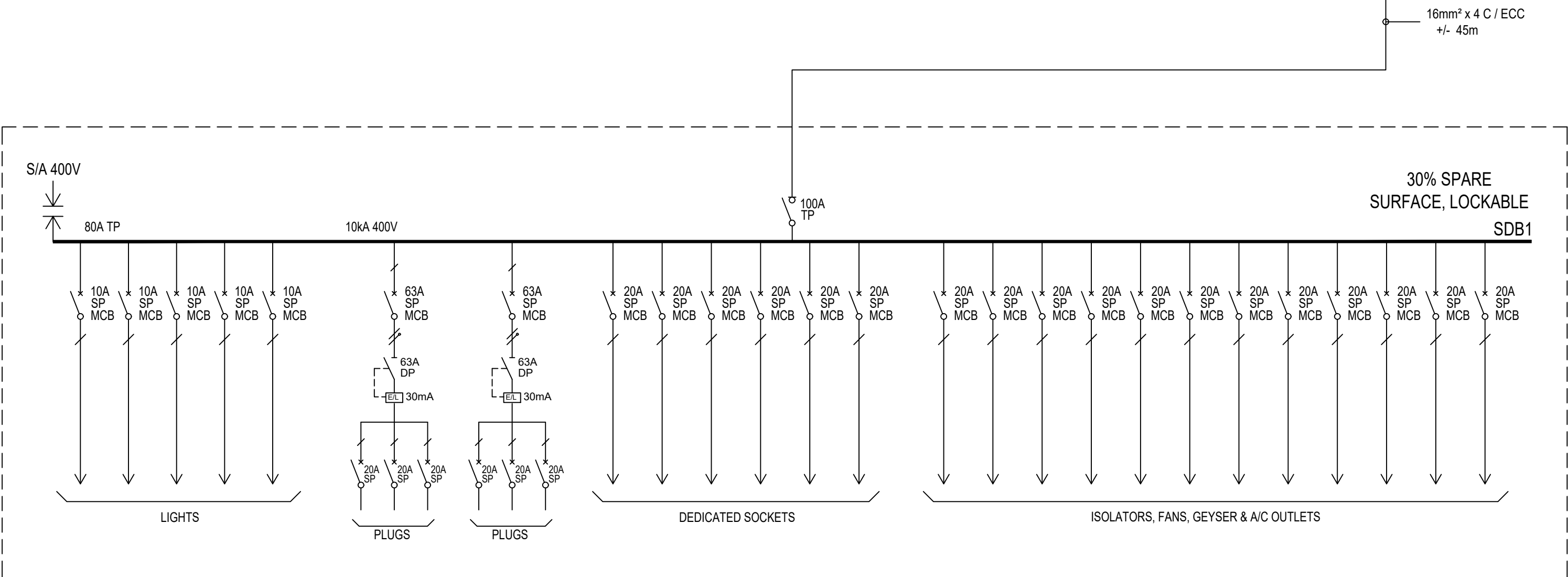
Project	Sheet 4 of 4
IZINGOLWENI HALL	P010/
Date 17.02.2025	E04
Scale 1:100 (A1)	REV 00

IZINGOLWENI HALL

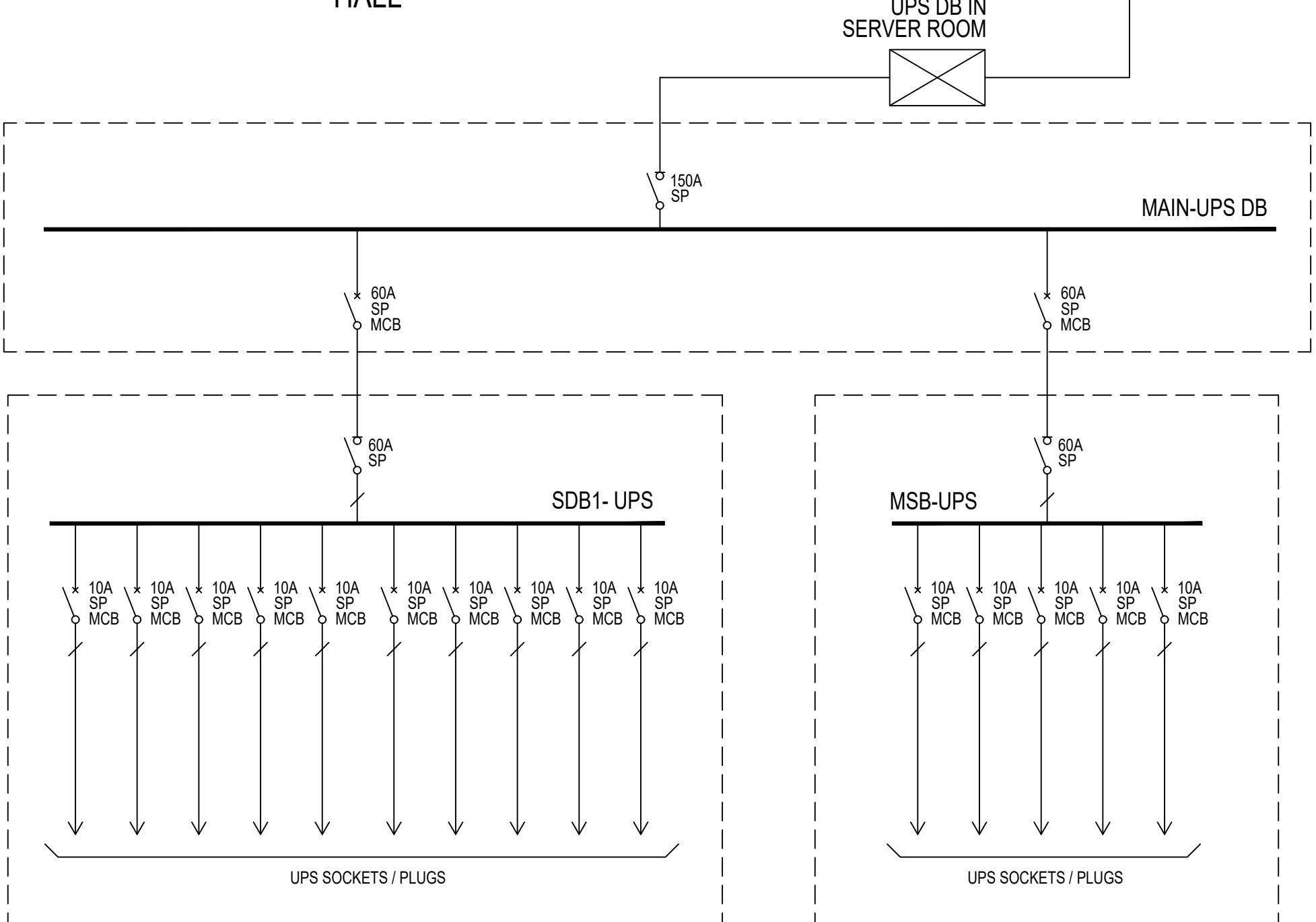


OFFICES RHS OF HALL

HALL



OFFICES LHS OF HALL



CABLE SCHEDULE				
ITEM	FROM	TO	LENGTH	CABLE ECC SIZE
1	Eskom Meter	C/O PANEL MDB	50m	35mm² x 4C
2	Standby Generator	C/O PANEL MDB	25m	35mm² x 4C
3	Main-DB (MDB)	SDB1	40m	16mm² x 4C
4	Standby Generator	C/O PANEL MDB	25m	2.5mm² x 2C

ELECTRICAL SYMBOL LEGEND

No. Revision/Issue Date

DESIGN

Peter van der Hoek
Electrical Engineer
PrEng 85484 GDC
2 Basil Street, Lot 106 / P.O. Box 417,
Southbroom, 4277
petervdhoek@outlook.com

Contractor's Registration No.

Name: P. van der Hoek

ECSA Reg No: 886503

Sr Member No: 8862

GDC No: 1223

Drawing Approved: _____

Issue Drawing Details

Project Name and Address

IZINGOLWENI HALL UPGRADE

FOR

RAY MKONYENI MUNICIPALITY

Drawing Title

SINGLE LINE DIAGRAM

MAIN PANEL & SDB1 - 2

ELECTRICAL INSTALLATION

Project

IZINGOLWENI HALL

Date

19-02-2025

Scale

N.T.S.

Sheet

1 of 1 (A2)

P010/

SLD-1

REV: 00

RAY NKONYENI MUNICIPALITY
RENOVATIONS OF IZINGOLWENI COMMUNITY HALL IN WARD 33
ELECTRICAL INSTALLATION

TABLE OF CONTENTS

Item	Description	Page No
1.	Section A – Technical Specification	A1-A4
2.	Bills of Quantities	1 - 11
3.	<i>List of Drawings: -</i>	
	P010/E001 Basement, power, lighting and fire detection	Sheet 1 of 4
	P010/E002 Ground floor lighting layout	Sheet 2 of 4
	P010/E003 Ground floor power and trunking layout	Sheet 3 of 4
	P010/E004 Ground floor fire detection outlet layout	Sheet 4 of 4
	P010/SLD-1 SLD Main DB and SDB-1	Sheet 1 of 1

RAY NKONYENI MUNICIPALITY
RENOVATIONS OF IZINGOLWENI COMMUNITY HALL IN WARD 33
ELECTRICAL INSTALLATION

SECTION A - TECHNICAL SPECIFICATION

INDEX

Item	Description	Page No
1.0	General	A-1
2.0	Scope of Work	A-1
3.0	Standards	A-1
4.0	List of Drawings	A-1
5.0	Eskom Supply	A-2
6.0	New Standby Generator	A-2
7.0	Removal of Existing Installation	A-2
8.0	New Distribution Boards	A-2
9.0	Lighting	A-3
10.0	Power Points	A-4

RAY NKONYENI MUNICIPALITY
RENOVATIONS OF IZINGOLWENI COMMUNITY HALL IN WARD 33
ELECTRICAL INSTALLATION

SECTION A - TECHNICAL SPECIFICATION

1.0 General

This specification covers the technical details of the Electrical Installation at the upgrading of the Izingolweni Hall for Ray Nkonyeni Municipality.

It incorporates a technical specification, a cable schedule, a schedule of particulars which must be completed, a single line diagrams, all together with a BOQ. The provisional sums may only be spent upon instruction from the Engineer or Principal Agent.

2.0 Scope of Work

The electrical scope of work is as follows:

- New 80A three phase 400V cable connection from the Eskom meter box to the new Main DB (MDB).
- New 70kVA 400V 50hZ canopy standby set and connection to the new MADB
- Lightning protection
- Fire detection system
- Power and lighting to hall and offices
- Wiring and trunking
- Earthing
- COC

3.0 Standards

The electrical installation shall be undertaken by a registered electrician who will take responsibility for the installations and who will issue the final Certificates of Compliance at handover.

Furthermore, the installations shall comply with the Occupational Health and Safety Act (OHSA), and all SANS requirements relevant to this project, especially, but not limited to, SANS 10142.

4.0 List of Drawings

P010/E001	Basement, power, lighting and fire detection
P010/E002	Ground floor lighting layout
P010/E003	Ground floor power and trunking layout
P010/E004	Ground floor fire detection outlet layout
P010/SLD-1	SLD Main DB and SDB-1

5.0 Eskom Supply

The Eskom supply is by way of a three-phase pole mounted transformer and meter box on the pole. The supply is 80A three phase 400V 50Hz.

A new 35x4c ECC LV cable shall be installed from the meter box to the new MDB, run in a trench part way, and in a P8000 trunking fixed to soffit in the building along the route indicated on the drawing.

A new earth mat shall be installed and connected to the new MDB.

6.0 New Standby Generator

A new 70kVA three phase 50Hz diesel AMF standby generator shall be installed on a new concrete plinth in the position as indicated on the drawings.

The set shall be an outdoor canopy set, sound attenuated, complete with stainless exhaust, stainless steel canopy, galvanized steel plinth, base fuel tank, etc.

A new concrete base shall be installed in such a manner that a bund wall is included on the perimeter of the concrete base. A new earth mat shall be installed under the concrete base.

A 35x4c ECC cable shall be installed to connect the standby set to new MDB. A control cable shall be installed as well to control the change-over (C/O) contactors in the main DB.

7.0 Removal of Existing Installation

The existing redundant electrical installation shall be disconnected, made safe, and removed from site in its entirety. The distribution boards and cabling removed shall be transported to Ray Nkonyeni Stores, and receipt must be obtained and dated for this equipment.

8.0 New Distribution Boards

8.1 New Main DB

- 100A 15kA 400V 50Hz wall mounted surface, indoor top entry
- A UPS busbar single phase, isolator and breakers to be included
- The UPS DB in server room to be fed from the Main DB
- According to single diagram
- Doors lockable
- Busbars, neutral bar and earthbar
- Colour orange
- Type 2 Dehne surge protection
- Legend card
- Labelling

- 30% spare capacity
- Earth bonded
- Manufacturer's drawings to be approved prior to manufacture

8.2 New SB1

- 100A 10kA 400V 50hz wall mounted surface, indoor top entry
- A UPS busbar single phase to be allowed, including isolator and breakers
- According to single diagram
- Doors lockable
- Busbars, neutral bar and earthbar
- Colour orange
- Type 2 Dehne surge protection
- Legend card
- Labelling
- 30% spare capacity
- Earth bonded
- Manufacturer's drawings to be approved prior to manufacture

8.3 UPS disbordette

- A 50A single phase disbordette flush mounted colour white with lockable door in the server room
- The disbordette shall have 20A SP breakers feeding SFB1 and the Main DB
- The UPS shall be fed from the Main DB via a 63A Isolator 1P

9.0 **Lighting**

9.1 Hall area

- Hall lighting shall comprise Oarca 5FT 6000K 60W linear light fitting, or similar equal, shall be mounted on galvanized P8000 trunking suspended from the curved roof structure, as high as possible, i.e. 4m+.
- 4 x floodlights type LED IP66 as indicated on the drawings
- 2.5mmsq PVC covered copper wiring shall be used for the wiring via the P8000 trunking. The P8000 trunking shall come complete with hangers (1.5m apart), bends, PVC covers, joints, and earthing/bonding.

9.2 Offices and basement

- Office lighting shall generally be 600x600mm LED fittings, dropped into the 600x600 drop tile ceiling. Each fitting shall be provided with a 3m cord and 5A plug top.

- Wiring to fittings shall be 2.5mmsq PVC covered copper wiring in P8000 trunking routed in the new ceiling space provided. 5A Sockets mounted in a 60mm dia. PVC round box shall be provided per fitting for connection.
- Other Light fittings are, 16W LED Bulkheads, 7W recessed LED downlighters in conference room, 16W recessed LED downlighters, 2x24W LED vapourlume fittings in basement.
- Outside lights are to be controlled by a photocell mounted on a 60mm round recessed PVC box.

10.0 Power points

- Power points at office workstations shall comprise a cluster of 1xSSO, 1xDED SSO, 1xEuro sockets, located in 2 tier PVC power skirting of superior quality. Data and telephone outlets will be provided by others.
- All other power points shall be flush 16A SSO DUO as indicated on the drawings.
- Wiring to sockets shall be 4nnsq PVC covered copper wiring.
- 16A 1P isolators shall be provide for ventilation fans, air conditioners, geysers, water pumps, etc.

RAY NKONYENI MUNICIPALITY
NOTICE NO: 019 OF 2025
TENDER NO: 8/2/RNM0569

SITE LOCATION: IZINGOLWENI AREA

SITE COODINATES: -30.784233, 30.135198

