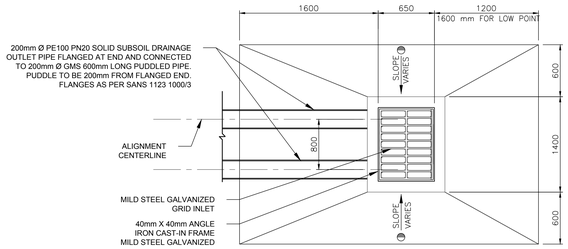

STORMWATER INLET STRUCTURE: PLAN

SCALE 1:25

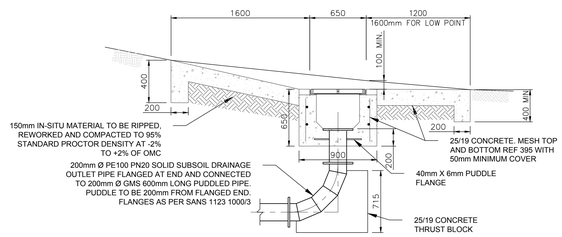

STORMWATER INLET STRUCTURE: TYPICAL CROSS SECTION

SCALE 1:25

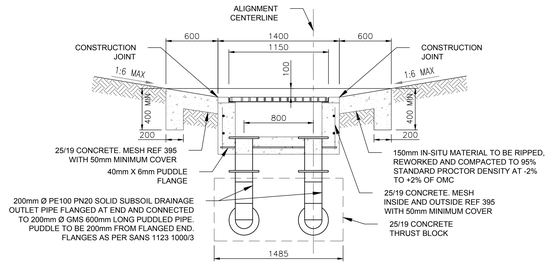

STORMWATER INLET STRUCTURE: TYPICAL CROSS SECTION

SCALE 1:25

PENSTOCK PIPE - SCHEDULE OF PIPE SPECIALS

DETAIL	MARK	DIA. (mm)	QTY	DESCRIPTION	MATERIAL	DIMENSION
B1		200 NB	4	T-JUNCTION, FLANGED	MILD STEEL, 6mm WALLS, TABLE 1000/3 FLANGES COATED INTERNALLY WITH COPON AND EXTERNALLY WITH COPON (UV RESISTANT)	
B2		200 NB	8	90° BEND, FLANGED	MILD STEEL, 6mm WALLS, TABLE 1000/3 FLANGES COATED INTERNALLY WITH COPON AND EXTERNALLY WITH COPON (UV RESISTANT)	
B3		200 NB	1	STRAIGHT PIPE, FLANGED	MILD STEEL, 6mm WALLS, TABLE 1000/3 FLANGES COATED INTERNALLY WITH COPON AND EXTERNALLY WITH COPON (UV RESISTANT)	1595 mm
B4		200 NB	1	STRAIGHT PIPE, FLANGED	MILD STEEL, 6mm WALLS, TABLE 1000/3 FLANGES COATED INTERNALLY WITH COPON AND EXTERNALLY WITH COPON (UV RESISTANT)	2395 mm
B5		200 NB	1	STRAIGHT PIPE, FLANGED	MILD STEEL, 6mm WALLS, TABLE 1000/3 FLANGES COATED INTERNALLY WITH COPON AND EXTERNALLY WITH COPON (UV RESISTANT)	3195 mm
B6		200 NB	1	STRAIGHT PIPE, FLANGED	MILD STEEL, 6mm WALLS, TABLE 1000/3 FLANGES COATED INTERNALLY WITH COPON AND EXTERNALLY WITH COPON (UV RESISTANT)	3995 mm

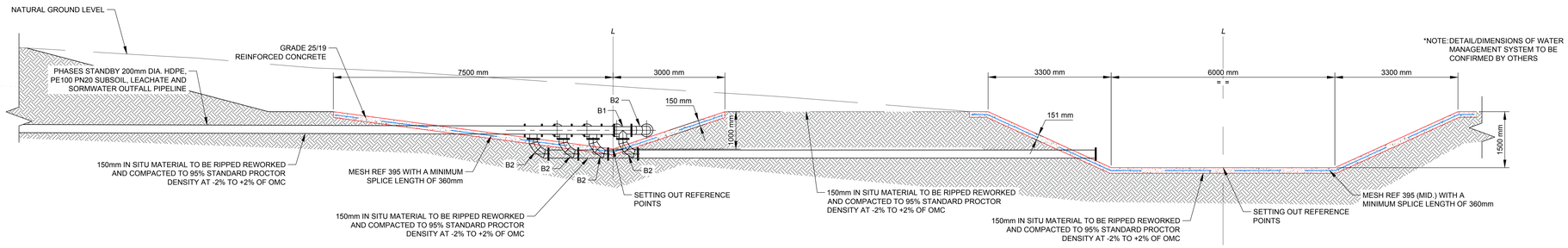

STORMWATER, SUBSOIL AND LEACHATE PIPES DISCHARGE POINT TO CHANNEL DETAIL

SCALE 1:50

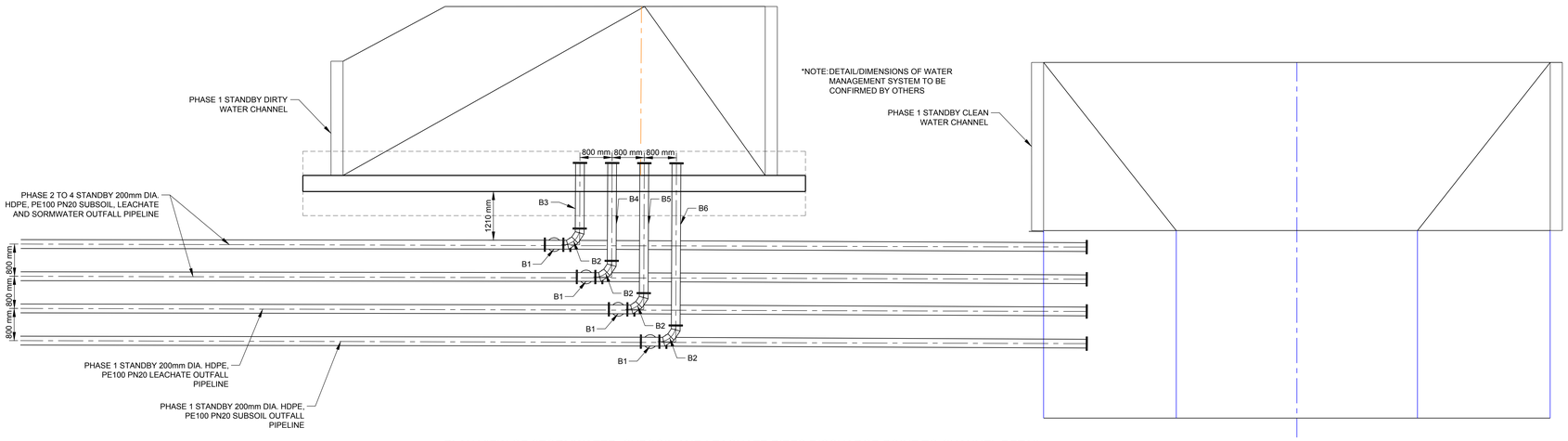

PLAN VIEW OF STORMWATER, SUBSOIL AND LEACHATE PIPES DISCHARGE POINT TO CHANNEL DETAIL

SCALE 1:50

NOTE(S)

- ALL SOLID HDPE PIPES TO BE DE- BEADED ON INSIDE

ISSUED FOR

INFORMATION

Franco Small
Pr.Eng. 20170153

Lo 29
SOUTH AFRICAN SURVEY GRID
WGS84 DATUM
FEBRUARY 2021

THIS DRAWING HAS BEEN CREATED ON A C.A.D. SYSTEM. ANY AMENDMENT MUST BE EFFECTED ON THE SAME SYSTEM.

REV BY	DATE	INDEX REFERENCE	CHKD BY	AUTH BY	KKS APP	REFERENCE DWG. No.	REFERENCE DRAWINGS
B	21.09.14	SUBSOIL & LEACHATE OUTLET DETAILS UPDATED	MPM	DL	FS		
A	21/06/10	ISSUED FOR INFORMATION	MPM	DL	FS		

DRG REGISTERED	07 12 17		ASH DYKE DESIGNER: EK	02/03/18	TUTUKA ASH DUMP VOLUME INCREASE PROJECT
DESIGN APPROVED	07 12 17	FS	ASH HANDLING DESIGNER: EK	02/03/18	PHASE 1 DETAILED DESIGN
KKS APP.			AK	02/03/18	PRE-DEPOSITION EARTHWORKS AND DRAINAGE DETAILS
AUTH BY	07 12 17	FS	ESKOM HOLDINGS LTD. REG. No. 2002/015527/06		SHEET 3 OF 3
CHKD BY	07 12 17	DL			
DRAWN BY	07 12 17	MPM	Eskom Enterprises	0,61 /96775	SHEET 13 REV B
SCALE	AS SHOWN				

SIZE GROOTTE A0L

D:\Eskom\Tutuka\99_PROJECTS\17911142-Tutuka_Ashincrease_Standerton\02_PRODUCTION\DRAWINGS\Phase 1 - Standby\35-PRE-DEPOSITION WORKS DETAILS SHEET 2 OF 2.dwg Sep 20, 2021 - 12:12pm