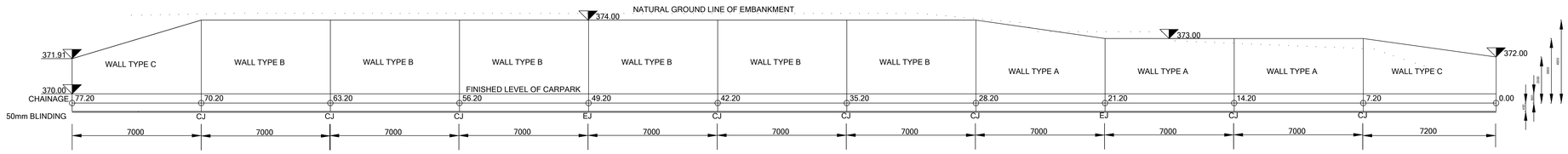

ELEVATION OF RETAINING WALL
SCALE 1 : 100

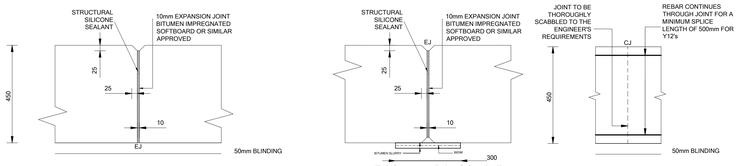

TYPICAL FLOOR EXPANSION JOINT
SCALE 1:10

TYPICAL WALL EXPANSION JOINT
SCALE 1:10

TYPICAL CONSTRUCTION JOINT
SCALE 1:10

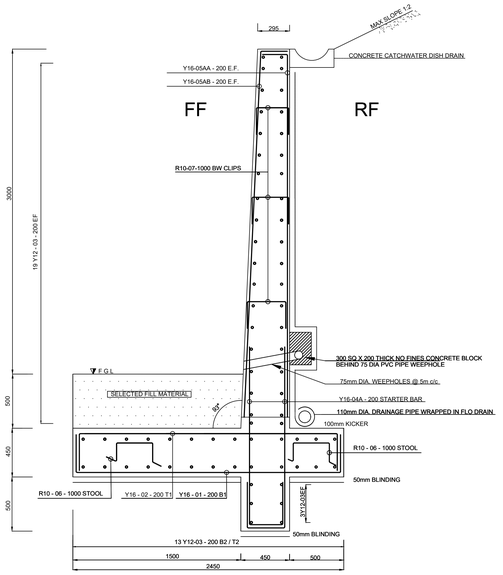

WALL TYPE A - TYPICAL SECTION
SCALE 1:20

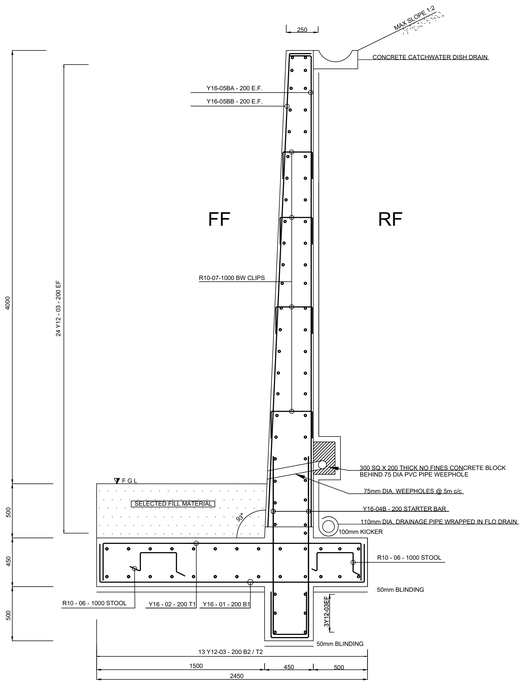

WALL TYPE B - TYPICAL SECTION
SCALE 1:20

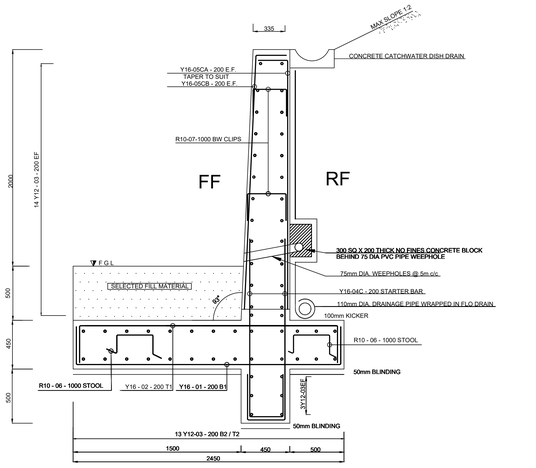

WALL TYPE C - TYPICAL SECTION
SCALE 1:20

ETHEKWINI MUNICIPALITY: ROADS PROVISION: STRUCTURES BRANCH
BAR BENDING SCHEDULE 1

Contract Number:
Contract Descr:
Reinforcement To: WALL TYPE A
Designed By: REM — Detailed By: REM
Drawing No: — Sheet No:
No of Units: 3

Bar Mark	No Each	Total	Bar Code	Length (mm)	Dimensions (mm) A	B	C	D	E/R	Total Length (m)
Y16.01	36	108	38	3025	370	2370				326.70
Y16.02	36	108	38	3025	370	2370				326.70
Y12.03	70	210	20	8000	8000					1680.00
Y16.04A	72	216	38	2475	1700	370				534.60
Y16.05AA 36		108	37	3050	215					329.40
Y160.5AB 36		108	45	3600	3350	170		3360		388.80
R10.06	14	42	83	1800	400	335	400			75.60
R10.07	21	63	38	825	250	370				51.98

Mass of High Tensile Reinforcing: 4502 kg
Mass of Mild Steel Reinforcing: 79 kg

ETHEKWINI MUNICIPALITY: ROADS PROVISION: STRUCTURES BRANCH
BAR BENDING SCHEDULE 2

Contract Number:
Contract Descr:
Reinforcement To: WALL TYPE B
Designed By: REM — Detailed By: REM
Drawing No: — Sheet No:
No of Units: 6

Bar Mark	No Each	Total	Bar Code	Length (mm)	Dimensions (mm) A	B	C	D	E/R	Total Length (m)
Y16.01	36	216	38	3025	370	2370				653.40
Y16.02	36	216	38	3025	370	2370				653.40
Y12.03	80	480	20	8000	8000					3840.00
Y16.04B	72	432	38	2475	1700	370				1069.20
Y16.05BA 36		216	37	4500	170					972.00
Y16.05BB 36		216	45	4600	4350	170		4360		993.60
R10.06	14	84	83	1800	400	335	400			151.20
R10.07	21	126	38	825	250	370				103.95

Mass of High Tensile Reinforcing: 10265 kg
Mass of Mild Steel Reinforcing: 157 kg

ETHEKWINI MUNICIPALITY: ROADS PROVISION: STRUCTURES BRANCH
BAR BENDING SCHEDULE 3

Contract Number:
Contract Descr:
Reinforcement To: WALL TYPE C
Designed By: REM — Detailed By: REM
Drawing No: — Sheet No:
No of Units: 2

Bar Mark	No Each	Total	Bar Code	Length (mm)	Dimensions (mm) A	B	C	D	E/R	Total Length (m)
Y16.01	36	72	38	3025	370	2370				217.80
Y16.02	36	72	38	3025	370	2370				217.80
Y12.03	60	120	20	7700	7700					924.00
Y16.04C	72	144	38	2325	1600	370				334.80
Y16.05CA 36		72	37	2500	170					180.00
Y160.5CB 36		72	45	2425	2175	170		1800		174.60
R10.06	14	28	83	1675	400	275	400			46.90
R10.07	14	28	37	650	400					18.20

Mass of High Tensile Reinforcing: 2597 kg
Mass of Mild Steel Reinforcing: 40 kg

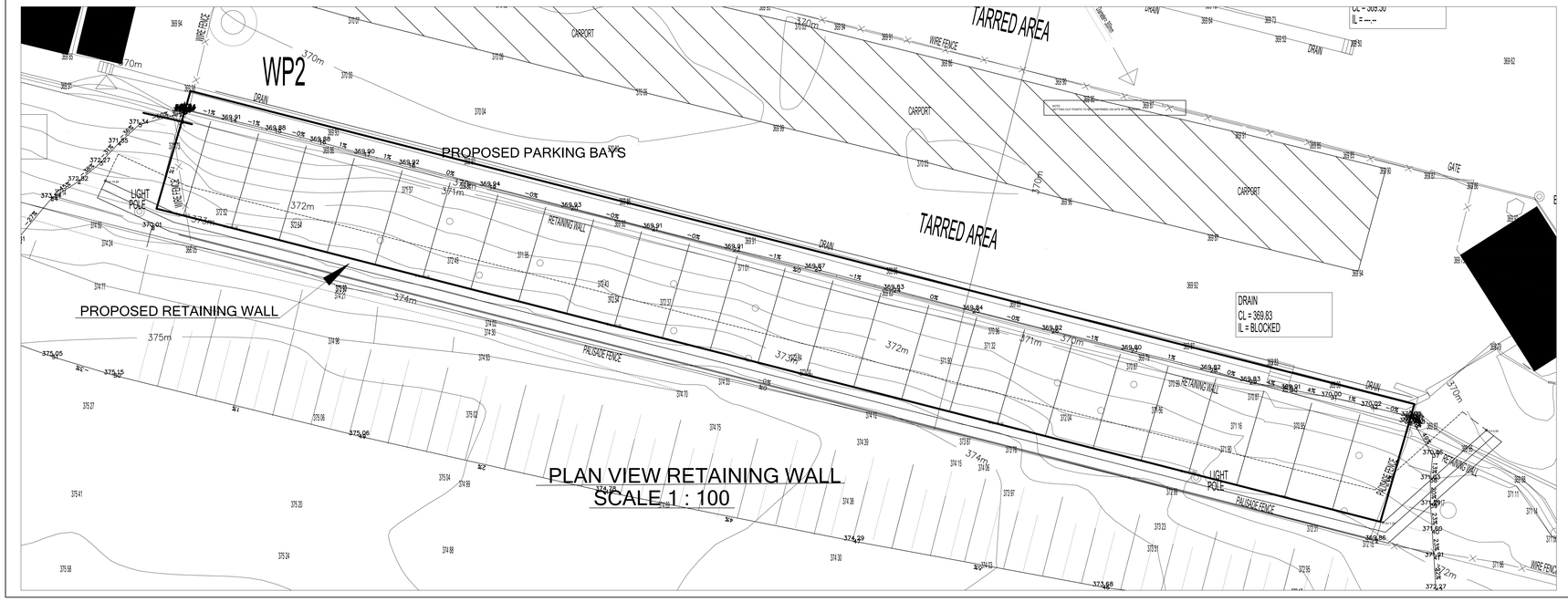

PLAN VIEW RETAINING WALL
SCALE 1 : 100

NOTES

- CONCRETE
  - BLINDING 15 / 16
  - CULVERT 40 / 19
- REINFORCEMENT
  - MILD STEEL 250 MPa
  - HIGH TENSILE STEEL 450 MPa
- 40mm COVER TO ALL REINFORCEMENT
- 50 mm BLINDING UNDER FOUNDINGS
- E.F. EACH FACE
- E.J. EXPANSION JOINT
- C.J. CONSTRUCTION JOINT
- FF FRONT FACE OF WALL
- RF REAR FACE OF WALL
- BW BOTH WAYS
- FGL FINISHED GROUND LEVEL
- CLIPS MAY BE PLACED DIAGONALLY TO ACCOMMODATE STEEL
- 25mm CHAMFER TO ALL CORNERS
- MINIMUM LAP LENGTH OF 40dia
- CLASS 3a CONCRETE FINISH TO EXPOSED SURFACES
- CLASS 1 CONCRETE FINISH TO CONCEALED SURFACES
- 100mm KICKER
- CONTRACTOR SHALL ENSURE THAT WEEPHOLES ARE FREE FROM OBSTRUCTIONS DURING INSTALLATION

FOR TENDER PURPOSES ONLY

FOR DISCUSSION
Date ..... Sign. .....

ETHEKWINI MUNICIPALITY
ENGINEERING UNIT
DEVELOPMENT ENGINEERING

PLAN DESCRIPTION	DWG. NO.	SHEET NO.
CONTINUED FROM		
CONTINUED ON		
CROSS SECTIONS		
TYPICAL CROSS SECTION		
SURVEY LAYOUT		

REDUCED PLAN USE SCALE BELOW
0 10 20 30 40 50 60 70
70mm ON ORIGINAL PLAN

Revision	Date	Description
000	04/03/2019	FOR CONSTRUCTION

NOTE:No construction work to commence until land and servitude acquisitions have been completed
Acquisitions completed
DATE Engineer

NORTH POINT

UNDERGROUND SERVICES CHECKED

SERVICE	DATE	SIGNATURE
S.W.DRAINS		
SEWERS		
WATER MAINS		
G.P.O.CABLES		
ELECTRIC CABLES		
S.A.R. CABLES		
E.S.C. CABLES		
OIL PIPE LINE		

NOTE:
Only underground services affected by new construction work are shown.Care must be taken during excavations for road foundations,trenches etc...to avoid damage to underground services such as sewers, drains, cables, water mains and connections. Wherever possible these must be located before work proceeds.

Contract No: 2V- 47702

Project Title:
CONSTRUCTION OF CAR PARKING AND RETAINING WALL IN ELECTRICITY DEPOT - WESTMEAD

Drawing Title:
PROPOSED CAR PARKING AND RETAINING WALL

Scales: 10:1
Reference:
Designed: R.E.M.
Date: 07/11/2022
Checked: P.G.F.
Drawn: R.E.M.

Manager: Development Engineering
Deputy Head: Development Engineering
G.Evans
Head : Engineering

Drawing No 74481
Sheet: 2 of 2 Sheets