

### ING NOTES

Approved in Principle  
Justin Mckelvie-King  
Pr Eng : 20120548









<b>TITLE</b>	Solar PV Installation
--------------	-----------------------





NOTES: (1) - Contractor to ensure max distance between draw boxes 20 metres notwithstanding anything to contrary






COM - COMMUNICATION/IN  
BGM - BACK GROUND MUSIC  
EL - ELECTRIC LOCK/STRIKE

\_\_\_\_\_ 20mm. COA. CONDUIT.  
 \_\_\_\_\_ 25mm. COA. CONDUIT.  
 \_\_\_\_\_ 32mm. COA. CONDUIT.  
 \_\_\_\_\_ 50mm. COA. CONDUIT.  
 \_\_\_\_\_ SECTION OF CONDUIT  
 \_\_\_\_\_ OMITTED FOR CLARITY.  
 \_\_\_\_\_ SURFIX  
 \_\_\_\_\_ TWIN AND EARTH  
 \_\_\_\_\_ CABLE ROUTE

	SQUARE GALV. STEEL DRAW TRAY SIZE AS SHOWN.
	TELEPHONE JUNCTION BOX.
	INTERCOM JUNCTION BOX.
	DATA/COMMS JUNCTION BOX.
	SECURITY, ETC. JUNCTION BOX.
	DISTRIBUTION BOARD POSITION.
DB-1	BOARD DESIGNATION NUMBER.

- 16A SAMS 164-1 SWITCHED SOCKET OUTLET (SSO).
- 16A SAMS 164-1 DOCKLE SSO.
- 16A SAMS 164-1 SSO ON PEDESTAL.
- 16A SAMS 164-2 3 PIN SSO.
- 16A SAMS 164-1 AND 164-2 COMBINATION SSO.
- 16A SAMS 164-4 RED SSO (1" SHAVED EARTH PIN).
- 16A SAMS 164-4 RED SSO ON PEDESTAL.
- 3 PHASE C-FORM SSO.
- 2 POLE ISOLATOR.
- 3 POLE ISOLATOR.
- 4 POLE ISOLATOR.

ET.	 LINEAR LUMINAIRE  BULKHEAD/DOWNLIGHTER, ETC.  WALL MOUNTED LUMINAIRE  POLE MOUNTED LUMINAIRE
-----	--

	BELL PUSH.
	BELL OUTLET.
	SIGN POINT.
	CLOCK OUTLET.
	PHOTOCELL

5 CABLE NUMBER - REFER CABLE SCHEDULE FOR DETAILS.

HD LUMINAIRE TYPE "B" - REFER LUMINAIRE SCHEDULE.