

CAPRICORN DISTRICT MUNICIPALITY

CAPRICORN
DISTRICT MUNICIPALITY



BLOUBERG
NORTH CLUSTER-PHASE 3

GROOTPAN, SIAS, GA-RAMASWIKANA, LONGDEN AND
GA-MMAMOLEKA RURAL WATER SUPPLY,(SOUTH CLUSTER), IN
THE BLOUBERG LOCAL MUNICIPALITY OF CAPRICORN DISTRICT
MUNICIPALITY - LIMPOPO PROVINCE

ISSUED FOR TENDER

MARCH 2025

PREPARED BY :



CHIEFTON KITSO CONSULTING

UNIT 5, SOLA FIDE FORUM,
79A BICCARD STREET,
POLOKWANE 0699
PO BOX 67078,
HIGHVELD,
CENTURION 0169
TEL : 087 700 2654
FAX : 086 520 7096

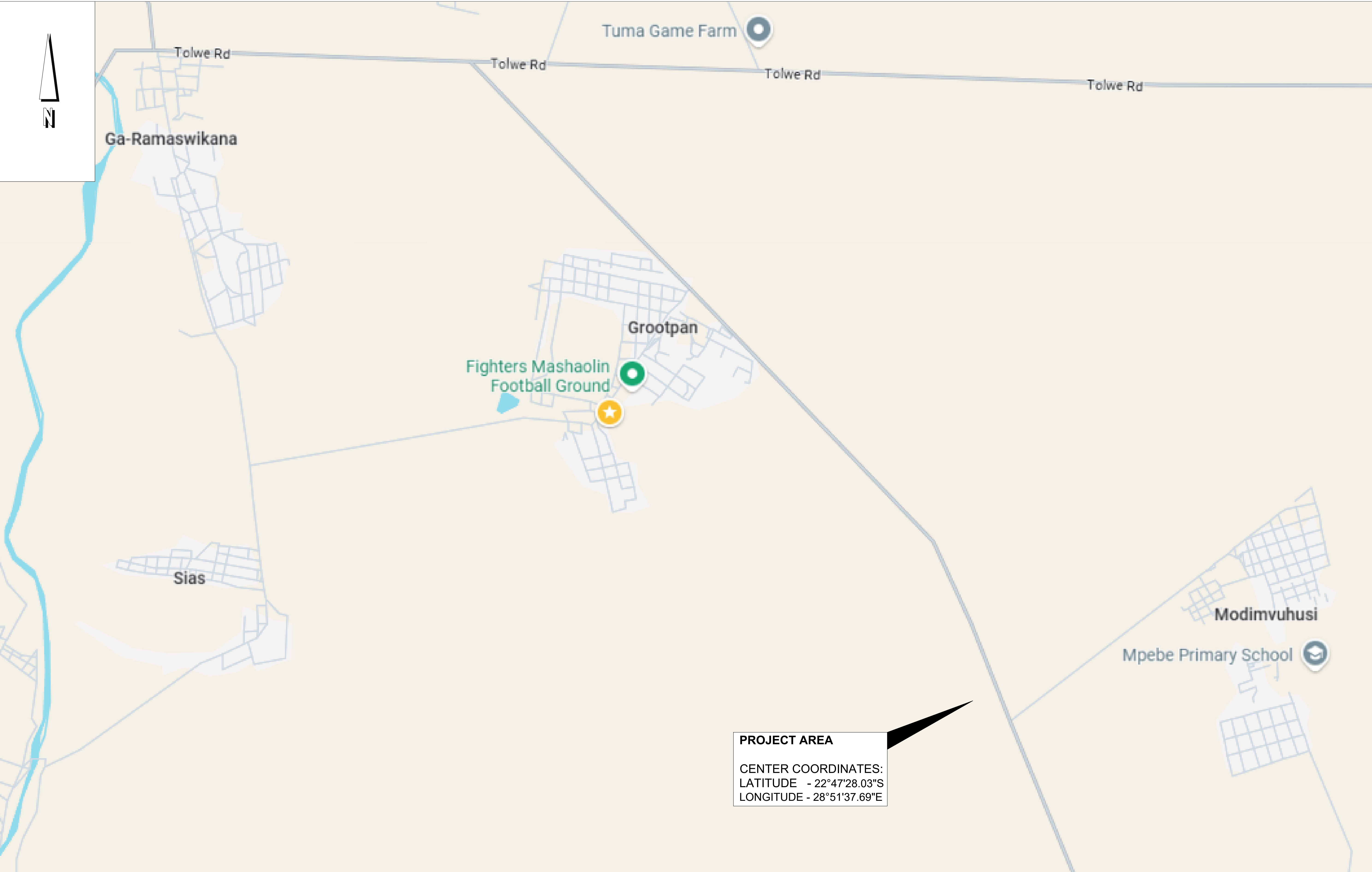
PREPARED FOR :

CAPRICORN
DISTRICT MUNICIPALITY



CAPRICORN DISTRICT MUNICIPALITY

41 BICCARD STREET
POLOKWANE, LIMPOPO, RMA
0700
TEL : +27 (0)15 294 1000
FAX : +27 (0)15 295 4010
EMAIL : info@cdm.co.za



LEGEND

- PROPOSED 140mm Ø WATER PIPE
- PROPOSED 110mm Ø WATER PIPE
- PROPOSED 90mm Ø WATER PIPE
- PROPOSED 75mm Ø WATER PIPE
- GATE VALVE
- PIPE BEND REFERENCE MARKER
- FENCE
- BULK WATER PIPE

NOTES:

- ALL PEGS ARE 12mm ROUND IRON PEGS ON CENTRE LINE OF PIPELINE.
- HORIZONTAL BENDS ARE SQUARE PEGS
- OVER HEAD ELECTRICAL PYLONS - BEWARE OF UNDERGROUND EARTH STRAPS AND CABLES BETWEEN PYLONS
- ENSURE ACCESS TO PROPERTIES ARE AVAILABLE WHERE DRIVEWAYS ARE AFFECTED
- FOR CONCRETE ENCASEMENT REFER TO CIVIL DRAWINGS
- ALL ATTEMPTS ARE UNDERTAKEN BY THE SURVEYOR TO LOCATE ALL AFFECTED SERVICES ABOVE AND BELOW GROUND. SURFACE. IT IS OF UTMOST IMPORTANCE THAT THE CONTRACTOR TAKE THE NECESSARY PRECAUTIONS WHEN EXCAVATING IN THE VICINITY OF SERVICES.

REVISIONS					REFERENCE DRAWINGS	
No.	Date	Checked	Approved	Description	Number	Title

CLIENT:

CAPRICORN DISTRICT MUNICIPALITY
41 BICCARD STREET
POLOKWANE, LIMPOPO, RSA
0700
TEL: +27 (0)15 294 1000
FAX: +27 (0)15 291 4297
EMAIL: info@cdm.co.za

CONSULTANT:

CHIEFTON FACILITIES MANAGEMENT
CHIEFTON KITSO CONSULTING
UNIT 5, SOLA FIDE FORUM, 79A
BICCARD STREET, POLOKWANE 0699
PO BOX 67076, HIGHVELD,
CENTURION
0169
Tel: 087 700 2654
Fax: 086 520 7096

GROOTPAN, SIAS, RAMASWIKANA, LONGDEN, AND GA-MMAMOLEKA WATER SUPPLY

NORTH CLUSTER LOCALITY PLAN

station	W/S	doc type	S

SCALE 1:1000

DRW No W74-20/21-PH3-G-LP001

Revision

--	--

SAP No

Contract No

Originator

checked.....

Accepted.....

Date.....

Drawn By **A.M.**

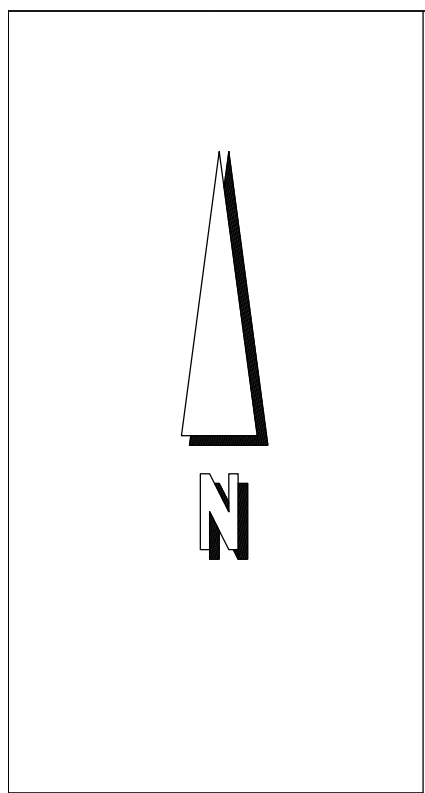
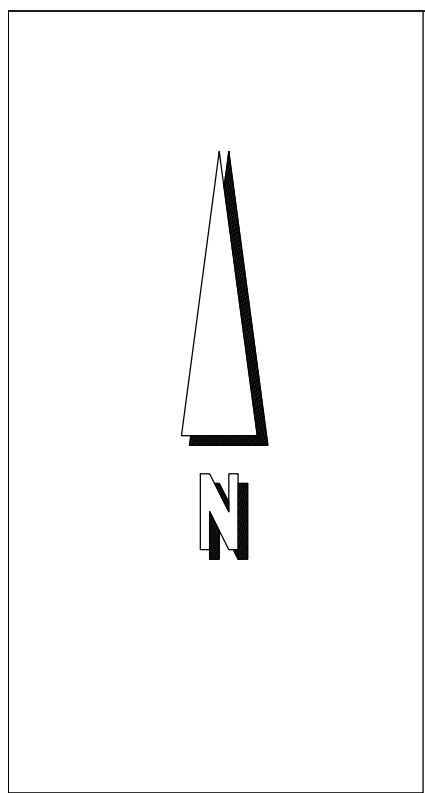
Checked By **A.M.**

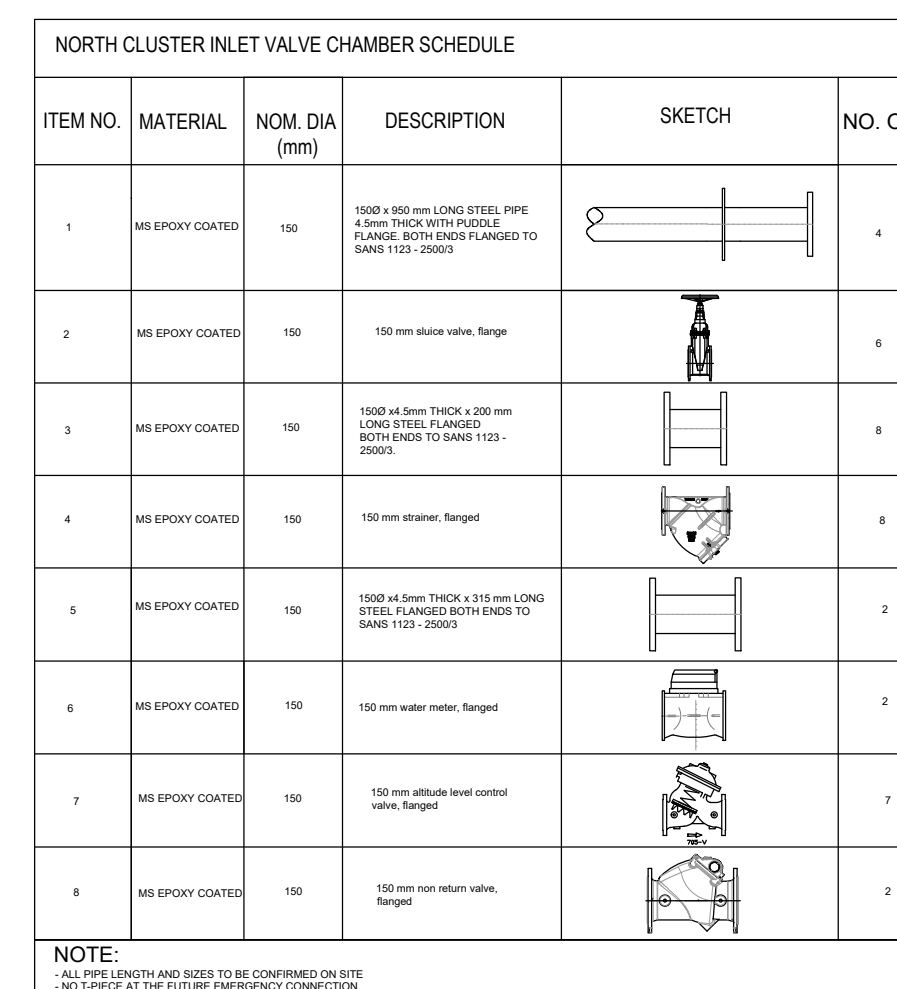
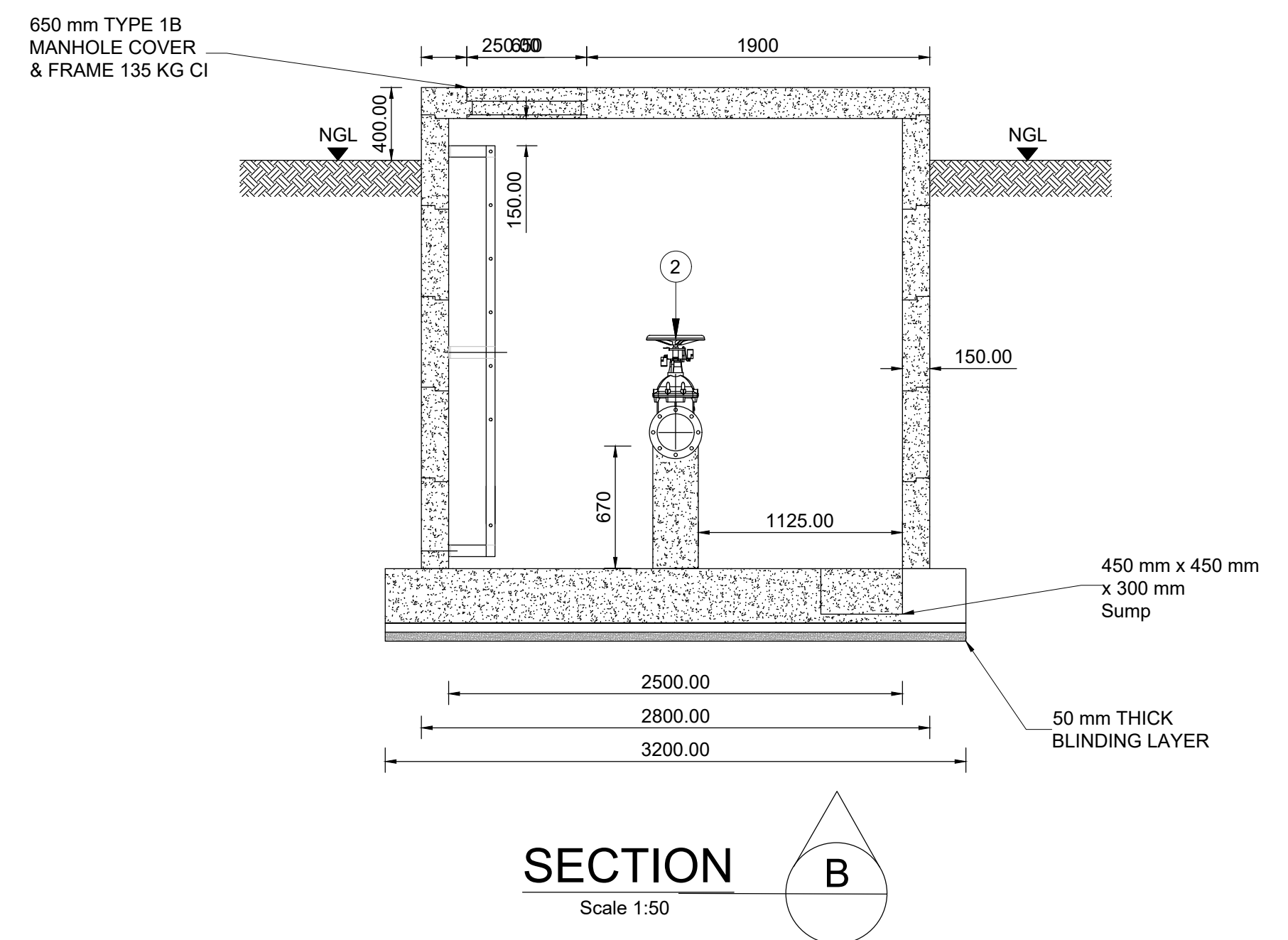
Date.....

Approved..... *M. M. M.* Jy. Eng

Registration No. 20120172

Date: 25-03-2025

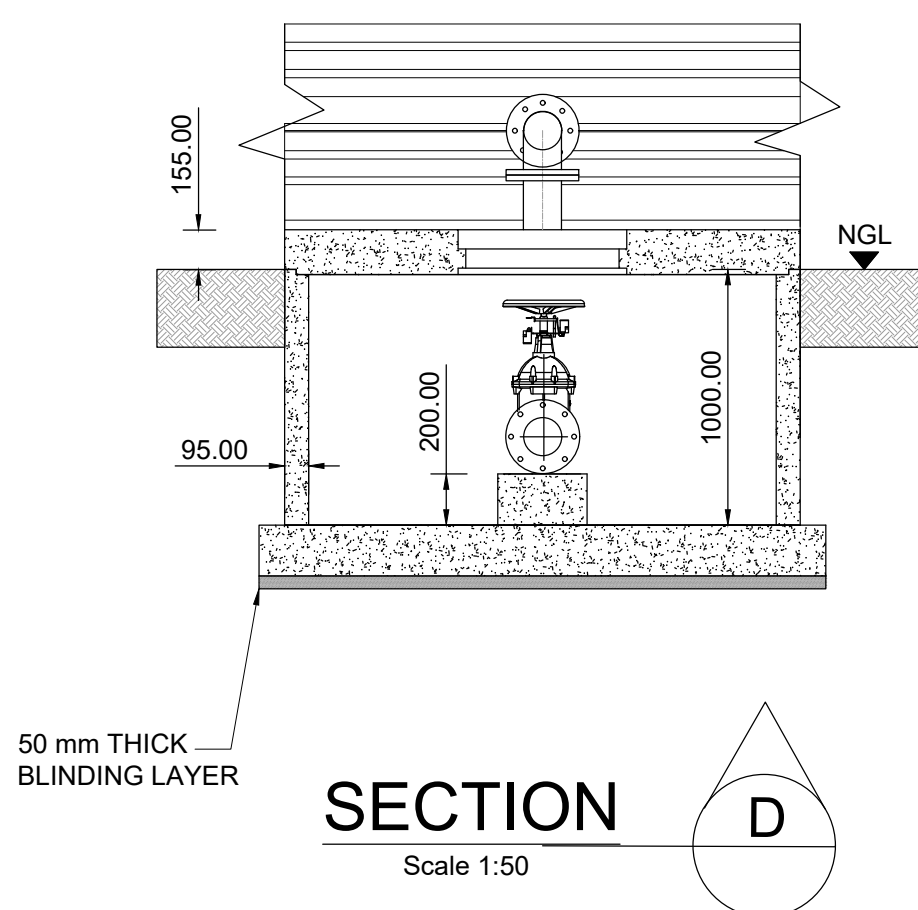
[illegible]


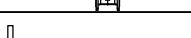




NOTE:

- ALL PIPE LENGTH AND SIZES TO BE CONFIRMED ON SITE
- NO T-JOINTS AT THE FUTURE EMERGENCY CONNECTION

[illegible]



NORTH CLUSTER OUTLET 150 mm DIA VALVE CHAMBER SCHEDULE					
ITEM NO.	MATERIAL	NOM. DIA (mm)	DESCRIPTION	SKETCH	NO. OFF.
2	MS EPOXY COATED	150	150 mm plate valve, flange		6
4	MS EPOXY COATED	150	1500 x 45 mm THICK x 15 mm LONG STEEL PLATED BOTH ENDS TO SANS 1150 - 2000		2
15	MS EPOXY COATED	200	2000 x 45 mm THICK x550mm LONG STEEL PLATED BOTH ENDS TO SANS 1150 - 2000		6
16	MS EPOXY COATED	150	1500 x 45 mm THICK x 150 mm LONG STEEL PLATED BOTH ENDS TO SANS 1150 - 2000		2

NOTE:

- ALL PIPE LENGTH AND SIZES TO BE CONFIRMED ON SITE
- NOT PRESS AT THE FUTURE EMERGENCY CONNECTION

GROOTPAN, SIAS, RAMASWIKANA, LONGDEN,
AND GA-MMAAMOLEKA WATER SUPPLY

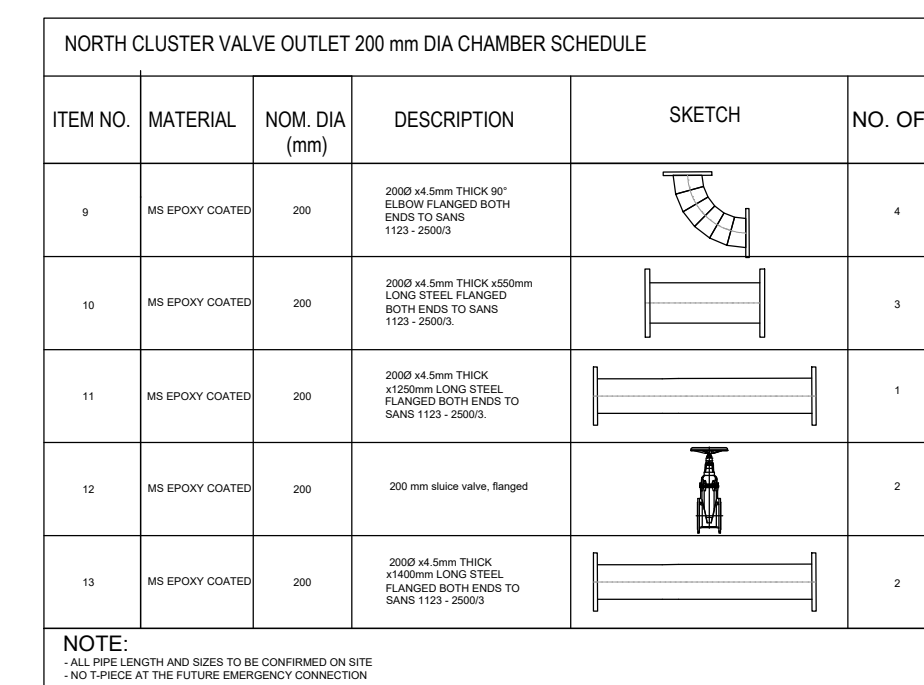
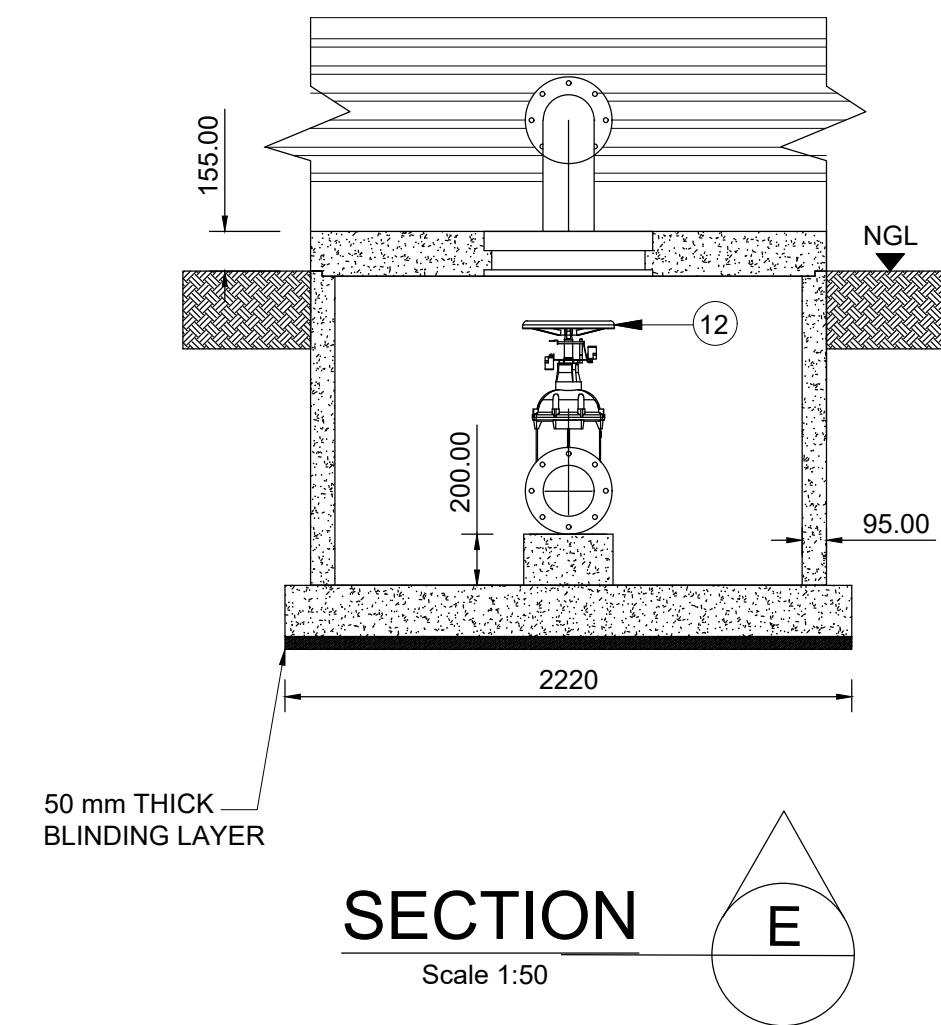
PRE-CAST REINFORCED CONCRETE OUTLET
(150mm Ø) CHAMBER DETAILS (SHEET 1 OF 2)






station w/c doc type s

SCALE AS SHOWN

DRW No W74-20/21-PH3-W-D002

Revision











NORTH CLUSTER VALVE OUTLET 200 mm DIA CHAMBER SCHEDULE					
ITEM NO.	MATERIAL	NOM. DIA (mm)	DESCRIPTION	SKETCH	NO. OF
9	MS EPLOY COATED	200	2000 w/ 6mm THICK 90° ELBOW ANGLED BORED ENDS TO GRADE 1102 - 20000		4
10	MS EPLOY COATED	200	2000 w/ 6mm THICK 1200mm LONG STEEL FLANGED BOTH ENDS TO GRADE 1102 - 20000		3
11	MS EPLOY COATED	200	2000 w/ 6mm THICK 1200mm LONG STEEL FLANGED BOTH ENDS TO GRADE 1102 - 20000		3
12	MS EPLOY COATED	200	200 mm slope valve, flanged		2
13	MS EPLOY COATED	200	2000 w/ 6mm THICK 1200mm LONG STEEL FLANGED BOTH ENDS TO GRADE 1102 - 20000		2

NOTE:
 - ALL PIPE LENGTH AND SIZE TO BE CONFIRMED ON SITE
 - END FLANGE AT THE FUTURE MAINLINE CONNECTION

NOTE:

- ALL PIPE LENGTH AND SIZES TO BE CONFIRMED ON SITE
- NO T-PIECE AT THE FUTURE EMERGENCY CONNECTION

LEGEND	
	PROPOSED 140mm Ø WATER PIPE
	PROPOSED 110mm Ø WATER PIPE
	PROPOSED 90mm Ø WATER PIPE
	PROPOSED 75mm Ø WATER PIPE
	GATE VALVE
	PIPE BEND REFERENCE MARKER
	FENCE
	BULK WATER PIPE

NOTES:

1. ALL PEGS ARE 12mm ROUND IRON PEGS ON CENTRE LINE OF PIPELINE.
2. HORIZONTAL BENDS ARE SQUARE PEGS
3. OVER HEAD ELECTRICAL PYLONS - BEWARE OF UNDERGROUND EARTH STRAPS AND CABLES BETWEEN PYLONS
4. ENSURE ACCESS TO PROPERTIES ARE AVAILABLE WHERE DRIVEWAYS ARE AFFECTED
5. FOR CONCRETE ENCASEMENT REFER TO CIVIL DRAWINGS
6. ALL ATTEMPTS ARE UNDERTAKEN BY THE SURVEYOR TO LOCATE ALL AFFECTED SERVICES ABOVE AND BELOW GROUND. SURFACE. IT IS OF UTMOST IMPORTANCE THAT THE CONTRACTOR TAKE THE NECESSARY PRECAUTIONS WHEN EXCAVATING IN THE VICINITY OF SERVICES.

[illegible]

		CLIENT:	
		CAPRICORN DISTRICT MUNICIPALITY 41 BICOARD STREET POLOKWANE, LIMPOPO, RSA 0760 TEL: + 27 (0)15 294 1000 FAX: +27 (0)15 291 4297 EMAIL: info@cdm.co.za	
SAP No		checked.....	
Contract No		Accepted.....	

CONSULTANT:



CHIEFTON
FACILITATES MANAGEMENT

CHIEFTON KITSO CONSULTING
UNIT 5, SOLLA FIDE FORUM, 79A
BICCARD STREET, POLOKWANE 0699
PO BOX 47016, HIGHEVELD,
CENTURION
0169
Tel: 087 700 2654
Fax: 086 520 7096

Drawn By **A.M**
Checked By **A.M**

Approved:  _____ Pr Eng
Registration No. 70120172
Qualification: B.Sc.

GROOTPAN, SIAS, RAMASWIKANA, LONGDEN,
AND GA-MMAMOLEKA WATER SUPPLY

PRE-CAST REINFORCED CONCRETE OUTLET (200mm
Ø) CHAMBER DETAILS (SHEET 2 OF 2)

station	size	doc type	s
SCALE	AS SHOWN		
DRW No	W74-20/21-PH3-W-D003		Revision



EMBLEM:

1. ALL EMBLEMS TO BE DISPLAYED IN FULL COLOUR ON A SEMI-MATT BACKGROUND.
- LETTERS AND NUMBERS:
 2. DESCRIPTION - MATT-BLACK, SERIES DIN B LETTERS AND NUMBERS ON A SEMI-MATT SMOKE-GRAY BACKGROUND.
- BORDERS:
 3. BORDER : GREEN NON-REFLECTORIZED.
- QUANTITY:
 4. TWO SIGN BOARDS, SHALL BE ERECTED AT POSITIONS AS DETERMINED BY THE ENGINEER.
- DESCRIPTION:
 5. DESCRIPTION OF WORK (NUMBER OF KILOMETRES AND TYPE OF WORK, eg."13.5km RECONSTRUCTION OF ROAD 1974." DESCRIPTION STARTS CENTERED ON THE LEFT-HAND SIDE AND THE FIRST 105mm-DIMENSION BELOW "NORTHERN"
 6. SAFCEC EMBLEM ONLY IF CONTRACTOR IS A MEMBEROTHERWISE BLANK.
 7. NEW SAACE LOGO TO BE OBTAINED FROM SAACE, JOHANNESBURG.

TABLE 1: DETERMINATION OF POSTS & FOOTINGS				
ERECTION DETAILS				
TYPE OF POST	UPRIGHT	STAY	D	B(DIA)
TIMBER POST AND STAY	100mm	80mm	600mm	850mm
TIMBER POST	180mm	-	1000mm	1450mm
D SECTION STEEL POST	100mm x 4mm	-	1000mm	1450mm

DETERMINATION OF BREAK-AWAY HOLES	
POLE DIA (mm)	HOLE DIA (mm)
< 140	NONE
141 - 170	40
171 - 200	50
201 - 225	65



NOTES:

1. ALL PEGS ARE 12mm ROUND IRON PEGS ON CENTRE LINE OF PIPELINE.
2. HORIZONTAL BENDS ARE SQUARE PEGS
3. OVER HEAD ELECTRICAL PYLONS - BEWARE OF UNDERGROUND EARTH STRAPS AND CABLES BETWEEN PYLONS
4. ENSURE ACCESS TO PROPERTIES ARE AVAILABLE WHERE DRIVEWAYS ARE AFFECTED
5. FOR CONCRETE ENCASEMENT REFER TO CIVIL DRAWINGS
6. ALL ATTEMPTS ARE UNDERTAKEN BY THE SURVEYOR TO LOCATE ALL AFFECTED SERVICES ABOVE AND BELOW GROUND. SURFACE IT IS OF UTMOST IMPORTANCE THAT THE CONTRACTOR TAKE THE NECESSARY PRECAUTIONS WHEN EXCAVATING IN THE VICINITY OF SERVICES.

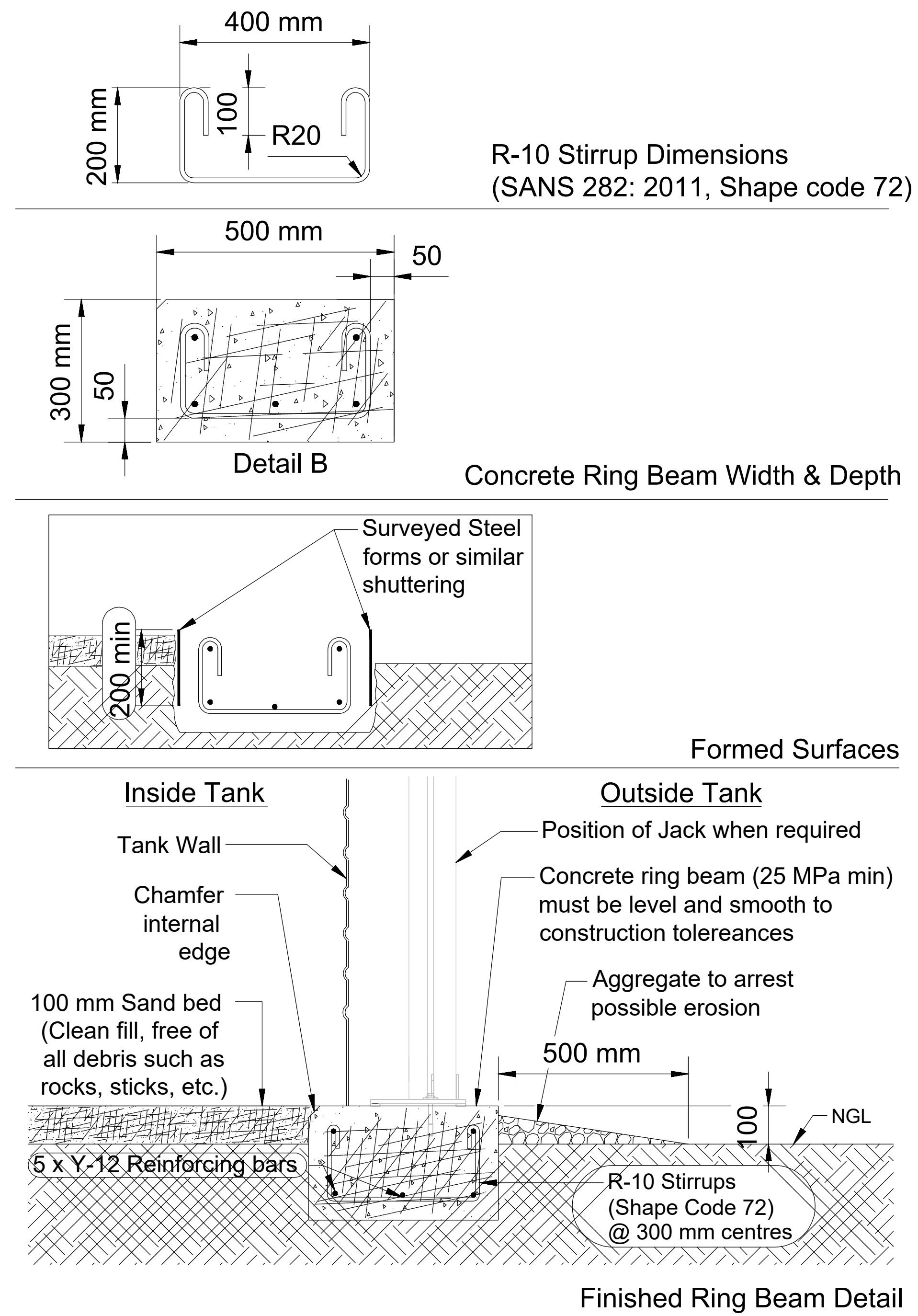
CIENT:

CAPRICORN DISTRICT MUNICIPALITY
41 BIGCADD STREET
POLICOWKANE, LIMPOPO, RSA
0700
TEL: +27 (0)15 294 1000
FAX: +27 (0)15 291 4297
EMAIL: info@cdm.co.za

CAP No _____	checked _____
Contract No _____	Accepted _____
Originator _____	Date _____

GROOTPAN, SIAS, RAMASWIKANA, LONGDEN,
AND GA-MMAMOLEKA WATER SUPPLY

NAME BOARD DETAILS	
station	doc.type
AS SHOWN	
W74-20/21-PH3-W-D004	

[illegible]