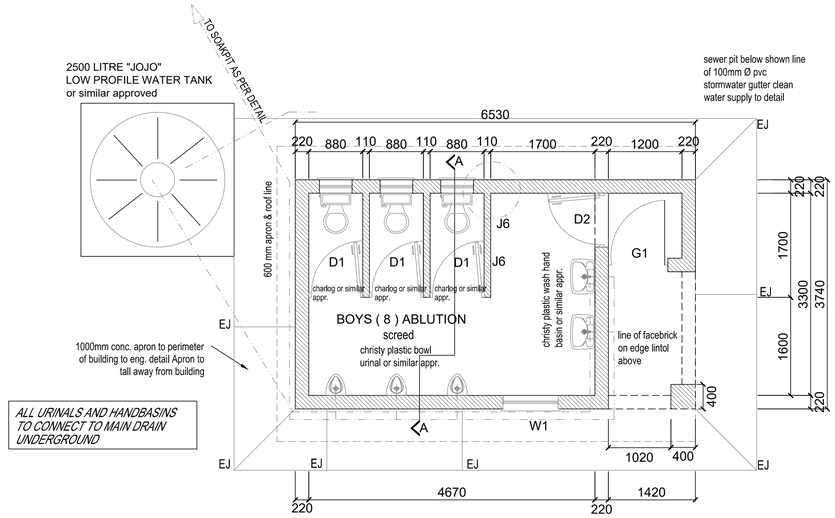

FLOOR PLAN
SCALE 1:50

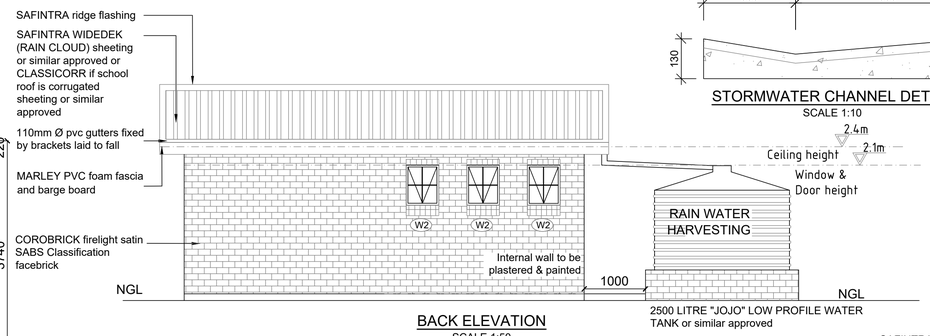

BACK ELEVATION
SCALE 1:50

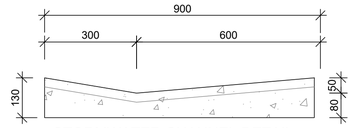

STORMWATER CHANNEL DETAIL
SCALE 1:10

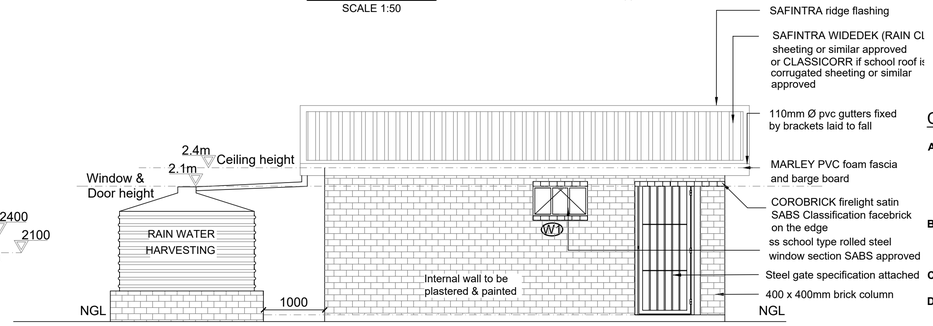

FRONT ELEVATION
SCALE 1:50

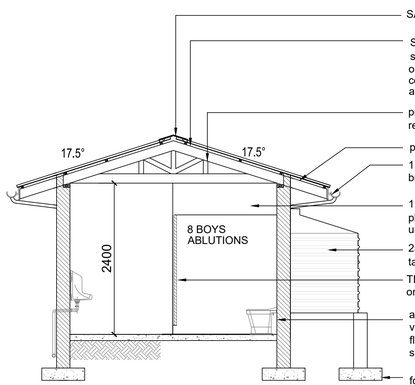

SECTION A - A
SCALE 1:50

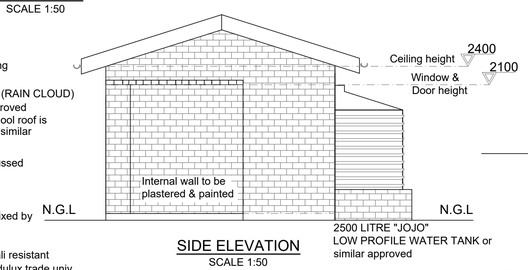

SIDE ELEVATION
SCALE 1:50

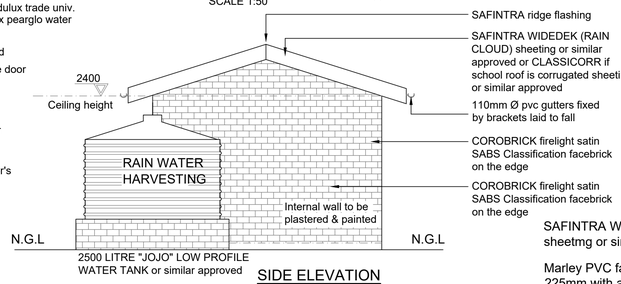

SIDE ELEVATION
SCALE 1:50

SAFINTRA polycarbonate pvc 110mm PVC clear sheeting to be used where there is 3 toilets or more in a row

THIS ROOF STRUCTURE MUST BE INSPECTED BY A PROFESSIONAL ENGINEER OF OTHER APPROVED REGISTERED COMPETED PERSON IN ACCORDANCE WITH THE REQUIREMENTS OF THE NATIONAL BUILDING REGULATIONS

THIS ROOF SHOULD BE ERICTED BY AN ITC CERTIFIED ROOF ERECTOR - CATEGORY A

ALL TRUSS TIMBER TO BE FACE MARKED WITH THE CORRECT SABS GRADE

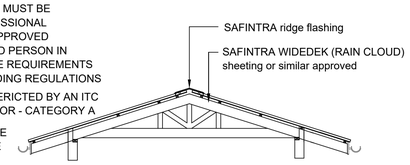

TRUSS ELEVATION
SCALE 1:50

	32 813 32	
	Refer to plan for handing	
TYPE:	D2	
FRAME:	1.2mm galvanised pressed metal 1 No. frame suitable for 230mm wall	
F.FINISH:	Galvanised. Not painted.	
DOOR:	2032x813x40mm TDM hardwood BB doors, SA Pine sub frame with double top and bottom rails, lounge and groove boarding in v. joint rail, 20 x 150mm middle ledge, 20 x 225mm bottom ledge and 20 x 110mm braces.	
D.FINISH:	Wood prime, one coat undercoat and two coats gloss	
FURNITURE	DOOR SET 2	
	889 u/s lintol 457 1643 2100	535 654 1643 2100
TYPE:	W1	W2
FRAME:	Bottom hung SS school sandblasted glass putted window sections. SABS approved!	Bottom hung SS school sandblasted glass putted window sections. SABS approved!
GLASS:	4mm sandblasted glass putted in with steel window putty.	4mm sandblasted glass putted in with steel window putty.
FITTING:	Approved standard brass fittings completed with window.	Approved standard brass fittings completed with window.
B. BARS	8mmØ bars	8mmØ bars
FINISH:	Galvanised. No Painting required	Galvanised. No Painting required
NOTES:	Courses adjacent to window jambs are to have cares filled allowing fixing lugs to be built-in	Courses adjacent to window jambs are to have cares filled allowing fixing lugs to be built-in

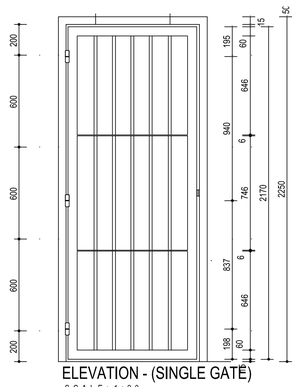

ELEVATION - (SINGLE GATE)
SCALE : 1 : 20

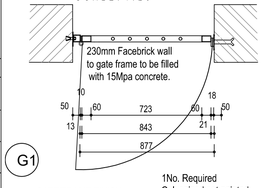

G1

GATE/FRAME FINISH:
IRONMONGERY:

1No. Required
Galvanised not painted
Union 'MG47' 47mm Padlock

GATE DETAIL - G1
SCALE 1 : 100

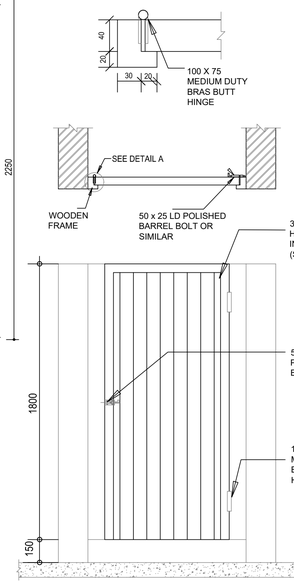

STABLE DOOR - D2
SCALE 1:20

SAFINTRA WIDEDECK (RAIN CLOUD) sheetmg or similar approved

Marley PVC fascia boards 12mm thick and 225mm with aluminium H-profile fascia joiners. Drill for and fix with hot-dip galvanised drive screws and washers.

Marley PVC 200mm x 800mm socketless barge boards. PVC H-profile barge board joiners. Drill for and fix with hot-dipped galvanised screws and washers. 76 x 50mmm trimmer batten fixed underside of purlin ends for barge board fixing.

110mm Marley pvc gutters or similar approved in maximum possible lengths & fixed with concealed brackets laid to fall 1:200 towards outlet. Joints at corners etc, if any are to be accurately formed, sealed & rivetted to achieve a watertight finish. Brackets to be fixed at max 1m centres. 75mm Dia PVC downpipes with 1NO. to discharge into rain water tank

BOE Facebrick window cills with DPC under.

COROBRIC Firelight satin SABS Classification Facebrick lintel or similar approved . Facebrick internally up to 1105mm above finish floor level

150mm thick reinforced concrete slab (20Mpa) reinforced with mesh Ref 193 set 25mm below top on 250mm river sand bed on fill compacted to MOD AASHTO 95% Soil to be poisoned in accordance with SABS 1165. (Certificate to be provided)

Concrete aprons laid to fall of 1:200 & in panels with control joints at every 3m centres on fill compacted to MOD AASHTO 95%. Control joints sealed with 10mm Polysulphide sealant with backing strip & softboard.

Foundation to be 700mm wide x 250 thick, 25mpa concrete strip footings under all walls. they are to sit on firm compacted ground (excavated trenches) with a minimum of 700mm below ground level and to engineers approval upon inspection

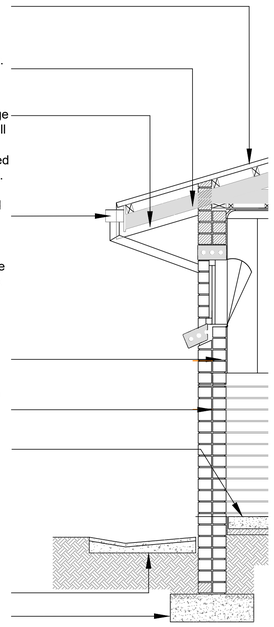

TYPICAL EAVES DETAIL
SCALE 1:20

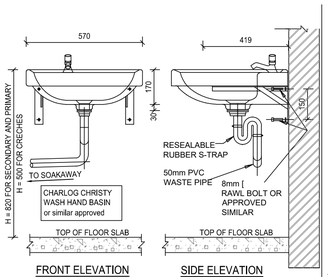

FRONT ELEVATION SIDE ELEVATION

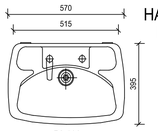

PLAN

HAND BASIN DETAILS

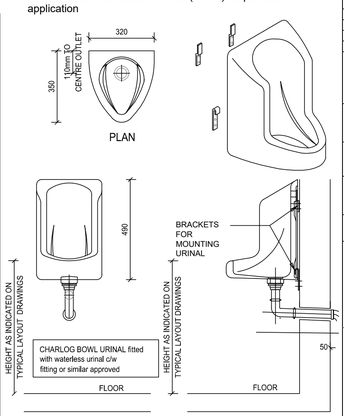

FRONT ELEVATION SIDE ELEVATION

GENERAL NOTE:

1. The implementing agent will give direction whether a pit will be sealed or un-sealed depending on the outcome of the ground water protocol.
2. The contractor will be responsible for excavation the pit, whatever the ground conditions, his/her cost.
3. All blocks to be nfx engineering blocks for the whole substructure.
4. Section a-a shows the arrangement for an un-sealed pit, for sealed pits the outside wall of the substructure must be solid with no open vertical joints.
5. The bottom of the pit will include a 500mm thick concrete base to ensure the pit is fully sealed.
6. Central dividing walls must be constructed with fully mortared joints for the full depth.
7. The outer wall of the pit must have a minimum thickness of 200mm
8. The pit must be 1 course of bricks above the natural ground level.
9. The slabs will be designed and approved by theimplementing agent.
10. The rain water harvesting tank must be equipped with a fload valve and connected to the main water supply within the school yard, where it is available.
11. Taps in all wash hand basin must be charlock pvc Pro.
12. Close taps to ensure reliable water conservation, which must be able to close at minimum 15kpa pressure.
13. Vent pipes to secured to the walls outside the ablution facilities
    - 3m 110mm Ø vent pipe (black - uv) fixed with 3 110mm holder bats
    - 110mm fly screen used at vent end Charlock VIP 200 toilet pedestals to be complete with seat lid. Grade R: Char Bambi I/drop (kiddie pan)
    - pipes from sinks & urinal outlets to soakaway pit (50mm pvc)
    - pipes from gutters to fill tank (75mm pvc)
    - pipe form tank to sinks (15mm polycop) fitting to be done internally

CONSTRUCTION NOTES

A. FOUNDATIONS
1. Foundation to be 700mm wide x 250 thick, 25 mpa concrete strip footing under all walls.
2. They are to sit on firm compacted ground (excavated trenches) with a minimum of 700mm below ground level and to engineers approval upon inspection.

B. BACKFILL
1. Fill & imported fill to be approved clean earth, well watered & rammed in layers not exceeding 150mm in depth and thoroughly consolidated to a density of 95% mod ashto.

C. FLOORS
1. All to Engineers detail and specificaton.

D. WALLS
1. All walls are to comply with "Part K" of the National Building Regulations.
2. COROBRICK COMMONS to be used where to reciev plaster. COROBRICK ENGINEERING Bricks to be used below ground level in foundation walls.
3. Brickforce to every 3rd course up to window head height thereafter all courses from window head to underside of wallplate. Galvanised crimp wire wall ties (7 per square metre - laid staggered).
4. External face of inner skin to be painted bitumen paint. 375 micron embossed damp-proof membrane stepped below all window cills.
5. Where plaster is required internally (13 - 16mm thick) ratio must be 1:5 cement:sand mix. Beam filling to underside of roofing sheets.
6. Control joints to be provided in accordance with engineers specifications & must be seated with 12mm deep polysulphide sealant with backing strip and impregnated softboard.
7. All internal brickwork to have brickforce at every third course of brickwork.
8. All founding and / or retaining wall to Structural Engineers details.
9. P.C. lintols to be installed over all new openings wheres walls to be plastered and painted.
10. **All Facebrick on edge lintols strictly to eng. detail**

E. ROOF
1. Safintra 0,5mm thick AZ150ZincAl Widedek profile roof sheeting, fixed to intermediate steel purlins at 1600mm centres and to ridge and eaves purlins at 1350mm centres, 12x55mm long class3 metal self drilling screws at every second crest at intermediate purlins and every crest at eaves purlins all in accordance with the manufacturer's recommendations.
2. The sheeting shall be Widedek trapezoidal type profile as manufactured by Safintra Roofing.
3. The profile shall be roll-formed with 5 trapezoidal ribs at 191mm centres with a nett cover of 760mm.
4. The rib height shall be 29mm and shall be fixed in accordance with the manufacturer's recommendations
5. Widedek sheeting the recommended minimum pitch for slopes in excess of 15m is 10° and for slopes less than 15m is 7.5°
6. Widedek sheeting can be ordered in any length, subject to transport limitations up to 13,2m . Longer lengths require special transport arrangements.
7. Purlin spacings are dependant on both downward loading and negative suction loading caused by wind. The engineer should be consulted to calculate the load (kN/m²) for particular application

ETHEKWINI WATER AND SANITATION
DESIGN BRANCH
eThekwini Municipality

education
Department: Education
PROVINCE OF KWAZULU-NATAL

DESIGN CONSULTANT
UV'AMU (PTY) LTD
Project Management and Engineering Consultants

ADDRESS : 62 Old Main Road Kloof 3610
Contact Details : TEL : (031) 003 4270 FAX : (086) 003 4271 Email : info@vuvamu.co.za

FUNCTION	NAME	SIGNATURE
DESIGNED BY	L. MASIMULA	
DRAWN BY	M.MTHEMBU	
DESIGN CHECKED BY	S.MBUTHUMA	
DRAWING CHECKED BY	A.XOZWA	
APPROVAL - CONSULTANT		
NAME S.MBUTHUMA	SIGNATURE	
DATE	PROFESSIONAL REG No.	2018300301
SCALE AS SHOWN	SHEET SIZE A1	

CONSTRUCTION INFORMATION	
MAINLAYER	
START DATE	
FINISH DATE	
W/O NUMBER	
LEVEL OF SERVICE	
SUPERVISOR NAME	
CONTACT NUMBER	
DATE SENT TO GIS	
GIS INFORMATION	
DATE RECEIVED	
NAME	

Rev. No	Date	Description	Drawn

NOTE: No construction work to commence until land and servitude acquisitions have been completed

Acquisitions completed:

Date: Engineer :

UNDERGROUND SERVICES CHECKED -		
SERVICE	DATE	SIGNATURE
S.W DRAINS		
SEWERS		
WATERMAINS		
TELKOM CABLES		
ELECTRIC CABLES		
S.A.R CABLES		
E.S.C CABLES		
OIL PIPE LINE		

NOTE: Only underground services affected by new construction are shown. Care must be taken during excavations for road foundations, trenches etc., to avoid damage to underground services such as sewers,drains,cables,watermains and connections. Wherever possible these must be located before work begins.

Contract No. XXX

Project No. S_0XXX_001

Planning Unit

Ward No.

Project Title
ETHEKWINI WATER & SANITATION PROVISION OF WATER & SANITATION SERVICES TO INFORMAL SETTLEMENTS IN ETHEKWINI - PHASE 3

Drawing Title
SIDIYA MEMORIAL PRIMARY SCHOOL PROPOSED NEW BOYS ABLUTION TYPE: 6B LAYOUTS, SECTION AND DETAILS

FOR TENDER

Drawing No.	Sheet	Rev.
S-0XXX-001-VUV_A-010-002	1 of 1	T0

c:\users\user\vuvamu pty ltd\vuvamu pty ltd team site - projects\ews schools\ernis 500288526 sidiya memorial primary school\4. drawings\1. architectural drawings\3. tender drawings\6b_sidiya ps rev_1.dwg

COPYRIGHT RESERVED