
	<b>OFFICE FURNITURE &amp; CHAIRS</b>	<b>TRANSMISSION</b>
National Transmission Company South Africa™		

<b>Title: Supply, delivery, installation and maintenance of office furniture and chairs on an as and when required basis to Transmission buildings nationwide for a period of 5 years</b>	Unique Identifier:	Internal Document
	Alternative Reference Number:	<del>N/A</del> 559-261103227
	Area of Applicability:	<b>NTCSA Nationwide</b>
	Documentation Type:	<b>Specification</b>
	Functional Area:	<b>Transmission Real Estate</b>
	Total Pages:	<b>53</b>
	Next Review Date:	<b>N/A</b>
	Disclosure Classification:	<b>CONTROLLED DOCUMENT</b>

Compiled by




.....

Author

Siya Kontyo

Date: 05/02/2026

Reviewed by




.....

Facilities Manager: Nontombi Sechogela

Date: 05/02/2026

Authorized by




.....

Middle Manager: Phelokazi Nqwelo

Date: 05/02/2026

Supported by: Albert Shai



.....

SHE Team: 05/02/2026

<b>TABLE OF CONTENTS</b>	<b>PAGE</b>
1. INTRODUCTION.....	3
2. SUPPORTING CLAUSE.....	3
2.1. Scope.....	3
2.1.1 Purpose.....	3
2.1.2 Applicability.....	3
2.1.3 Effective Date.....	3
3. NORMATIVE/ INFORMATIVE REFERENCES.....	3
2.1 Normative.....	3
2.2 Informative.....	3
4. ROLE AND RESPONSIBILITIES.....	4
5. DOCUMENT CONTENT.....	5
5.1.1 Requirements.....	5
5.1.2. Adherence to Eskom generic policies.....	5
5.1.3 Provision of Manpower.....	6
5.1.4 Contractor’s Management, Meetings and Key People.....	6
5.1.5 Plant and Material.....	6
5.1.6 Equipment.....	6
5.2 Management Reporting and Process for Monitoring.....	6
5.2.1 General Requirements .....	6
5.3 Applicable Scope of Work.....	7
5.3.1 Works.....	8
5.3.2 Access for and interface with other Contractor.....	33
6. REVISIONS .....	33

## **1. INTRODUCTION**

The NTCSA Real Estate Department is responsible for providing and maintaining office spaces within the broader ESKOM NTCSA business. As part of the department's ongoing efforts to uphold a functional, modern, and efficient work environment, the need has risen to establish a new contract for the provision of office partitions, signage, blinds, wallpaper and shopfronts.

The current infrastructure is no longer adequate to support the business's evolving operational requirements, which now include enhanced space optimization, greater employee privacy, and stronger brand visibility. Furthermore, recent changes in office layout, organizational structure, and departmental expansion have created an increased demand for flexible, professionally designed office environments. Updated and compliant signage is also essential to ensure effective internal navigation, promote workplace safety, and reinforce the organization's visual identity.

Establishing a new contract will help guarantee a consistent standard of quality, timely delivery, and cost-effective solutions that align with NTCSA's operational standards and long-term strategic objectives. The supplier will be expected to deliver all required products to designated NTCSA's locations; therefore, transportation and logistics must be factored into the overall cost proposal.

Required furniture should be delivered to the following areas (Supplier should ensure transportation provision is part of its cost):

1. Simmerpan
2. Megawatt Park
3. Central Grid: Gauteng Area
4. East Grid: Kwa-Zulu Natal
5. Northern Grid: Limpopo & Northwest
6. Northeast Grid: Mpumalanga
7. Southern Grid: Free State & Eastern Cape
8. Western Grid: Western Cape & Northern Cape
9. Transmission Telecoms sites: Nationwide
10. Apollo

## **SUPPORTING CLAUSES**

## **2. SCOPE**

### **2.1.1 Purpose**

- To support the business's evolving operational requirements, which includes enhanced space optimization.
- Promote employee privacy.
- Promote workplace safety and reinforce the organization's visual identity.

### **2.1.2 Applicability**

ESKOM NTCSA Nationwide:

1. Simmerpan
2. Megawatt Park
3. Central Grid: Gauteng Area
4. East Grid: Kwa-Zulu Natal
5. Northern Grid: Limpopo & Northwest
6. Northeast Grid: Mpumalanga
7. Southern Grid: Free State & Eastern Cape
8. Western Grid: Western Cape & Northern Cape
9. Transmission Telecoms sites: Nationwide
10. Apollo

### **2.1.3 Effective date**

The effective date of this document is as per the date and signature of the authorized manager as indicated on the cover page of this document.

## **2.2 Normative/Informative References**

Parties using this document shall apply the most recent edition of the documents listed in the following paragraphs.

### **2.2.1 Normative**

[1] Act No 85: Occupational Health and Safety Act & Regulations.

- [2] ISO 14001: Quality Management Systems.
- [3] 32-37: Eskom Substance Abuse Procedure.
- [4] 240-62946386: Eskom Vehicle and Driver Safety Management Procedure.
- [5] 32-726: S.H.E. Requirements for the Eskom Commercial Process.
- [6] 240-62196227: Eskom Life Saving Rules Standards.
- [7] Eskom Corporate manual
- [8] 240-52599753: Workplace Space and Furniture Standard for Commercial Properties

### 2.2.2 Informative

- SANS 10142-1
- SANS 10400 The Application of the National Building Regulations

### 2.3.Roles and Responsibilities

The Supplier shall ensure that:

- Its employees shall comply with Eskom's policies and site regulations.
- Workmanship shall, at all times, be of a grade accepted as the best practice of the particular trade involved and as stipulated in written standards of recognized organizations or institutions of the respective trades, except as exceeded or qualified by the specifications. The Contract Manager shall determine the acceptability of workmanship.
- The Supplier shall provide a complete Quality Assurance plan in accordance with the requirements of ISO 9001: 2015/14001 to the *Employer* for approval. This plan must ensure an integrated quality service as part of the contract. Execution of all quality related activities, including inspection and test plans compilation and execution, spares material quality inspections and all quality related record keeping is part of the Supplier's scope of work.

#### 2.3.1 Provision Of Staff Uniform/PPE And Other

The Supplier shall:

- Supply staff protective wear uniforms/gear that is SABS approved i.e., headgear, goggles, reflective vest safety boots and gloves, dust mask (appropriate to their tasks and functions) as according to the risk exposure identified in the Risk Assessment whilst on duty.
- Ensure uniforms are of good quality and labeled with a company name.
- Ensure that all staff members whilst on duty are neatly dressed, presentable and hygienic.

## **PROVISION OF TRANSPORT**

Contractor is responsible for providing own transport for its employees in line with Eskom Vehicle safety specifications (32-345). Transport is required for:

- Movement of equipment and staff around sites

## **2. DOCUMENT CONTENT**

### **1.1. Requirements**

- Adherence to Eskom generic policies
- All Supplier Employees shall comply with the non-use of cell phones in restricted areas, adherence to Eskom's life-saving rules, no smoking policy, etc.

### **1.2. Provision of Manpower**

The successful Supplier/s shall utilize / provide skilled and suitably qualified staff and should conform to:

- Quality Management Control and Assurance as per ISO Standards.
- Occupational Health and Safety Act 85/1993 and (SHE) Standards.
- Have valid medical fitness certificate.
- The Supplier shall supply provision of all necessary general labour, supervisor and skilled labourer with carpenter certificate and management to do all the works.
- All staff will be available on as and when required basis only for purpose of this contract works.
- The Supplier is required to have a roster for weekends, public holidays and for after hours to cater for any special requests.
- Contractor to develop a fatigue management plan that will be approved by the *Employer* (as and when requested).
- Contractor is also to provide necessary training of all the staff appointed to ensure conformity with the scope of work.

## **2.1 LABOUR REQUIREMENTS**

- Conduct criminal and site clearance check of its employees (before offer of employment).
- Conduct training, testing and verifying key personnel qualifications and competence.

## 2.2 CONTRACTOR'S MANAGEMENT, MEETINGS AND KEY PEOPLE

- The Supplier shall be required to do safety induction as well as Eskom SHEQ Induction prior to start any work on site.
- The Supplier's safety file must be approved before any work commence on site and should always be kept with employees working on site.
- Other contract related meetings shall be communicated to the Supplier on arrival to site.

## 2.3 EQUIPMENT

- The Supplier shall provide all tools and equipment required for the project/work/task.

## 2.4 PLANT AND MATERIAL

### The Supplier Shall Be Responsible For:

- All spares and materials required for repairing, maintaining, replacing and new fitting will be provided by the Supplier.
- Any damage caused is repaired by the Supplier at his/her own cost prior to take over.
- Ensure any non-compliant equipment is not used by any person whatsoever in the provision of the maintenance services; all equipment provided by the supplier should comply with SABS standard).
- Ensure that equipment used is safe and does not endanger the operator/s or member of the public in the surrounding areas where the equipment is being used.

## 2.5 MANAGEMENT REPORTING AND PROCESS FOR MONITORING

- The Employer will establish a sound contract management principle.

## 2.6 GENERAL REQUIREMENTS

- The Supplier immediately reports all injuries as well as any threat to health or safety of which it becomes aware of on the site of the *Employer/Site Supervisor*.
- The Supplier shall provide in writing a works programme with achievable times lines to the *Site Supervisor* before commencement of the project (if required).
- The Supplier shall provide to the *Site Supervisor* a daily progress report that speaks to the works programme, all delays shall be explained to the *Contract Manager/Supervisor (Site)*.

- The Supplier's performance evaluation shall be done during ad-hoc meetings between the Supplier and the *Contract Manager/Supervisor* during the project period.
- The Supplier shall provide SHEQ performance report including manpower to Eskom Project Manager/Supervisor/SHEQ department.
- The Supplier shall carry out tasks as described in the scope of work and will only report to the *Employers/Contract Manager/Site Supervisor* appointed for this project.

### **3. SCOPE OF WORK AND SPECIFICATION**

#### **3.1 SUPPLY, DELIVER, INSTALLATION AND MAINTENANCE OF OFFICE DESKS AND FILING CABINETS AT NTCSA NATIONWIDE.**

##### **1. L SHAPE WORKSTATION**



##### **COMPONENTS:**

- The workstations consist of the following components:
- 1 x Handed corner core top (1700 x 1200 x 700mm) for the L Shape workstation,
- 1 x Extension top (1000 x 700mm).
- 1 x Undercounter drawer (770 x 600mm) with pencil drawer and two deep filer drawers.
- 3 x round desk legs (76mm Dia.)
- PANTONE 8004 C (metallic) door handles 128mm, total length: 154mm, height: 31mm.
- 3x modesty panels

## 2. D2 PEDENZA TYPE WORKSTATION



- 1 x Handed Core Top- 1700mm x 1200mm x 700mm
- 1 x extension top- 1000 x 700
- 1 x Fixed pedestal
- 1 x roller door with one shelf
- 3 x round desk legs- 76mm diameter.
- 3 x modesty panels
- PANTONE 8004 C (metallic) door handles 128mm, total length: 154mm, height: 31mm.

### The tabletop



- Handed core top- 1700mm x 1200mm x 700mm
- The tabletop thickness of the table is 32 mm

### Pedenza



- 1000 mm x 700mm extension top
- Pedestal with pencil tray
- 2 x standard drawers
- Roller door with one shelf
- PANTONE 8004 C (metallic) Door handles 128mm, total length: 154mm, height: 31mm.

### **3. D2.1 TYPE WORKSTATION**



- 1 x Handed corner core top (1700 x 1200 x 700mm).
- 1 x Extension top (1000 x 700mm).
- 1 x Under-counter filing unit (400 x 600mm) with pencil drawer and two deep filer drawers.
- 3 x round desk legs (76mm Dia.)
- PANTONE 8004 C (metallic) door handles 128mm, total length: 154mm, height: 31mm.
- 3 x modesty panels.

### **Extension Top**



- Extension top 1000mm x 700mm
- Thickness is 32mm

### **The tabletop**



- Handed core top- 1700mm x 1200mm x 700mm
- The tabletop thickness of the table is 32 mm

### **Pedestal**



- 400mm x 600mm
- With pencil drawer
- 2 standard drawers
- 1 deep filler
- PANTONE 8004 C (metallic) door handles 128mm, total length: 154mm, height: 31mm.

#### 4. D4.1 TYPE WORKSTATION



- 1 x Handed core top – 2050mm x 1200mm x 700mm (Thickness is 32mm)
- 1 x extension top 1000mm x 700mm (Thickness is 32mm)
- 1 x undercounter filing unit – 400mm x 600mm
- 3 x round desk legs
- 3 x modesty panels
- PANTONE 8004 C (metallic) door handles 128mm, total length: 154mm, height: 31mm.

#### Under Counter Unit



- 400mm x 600mm
- With pencil drawer
- 2 standard drawers
- 1 deep filler
- PANTONE 8004 C (metallic) door handles 128mm, total length: 154mm, height: 31mm.

## 5. D7 TYPE WORKSTATION



- The workstation consists of the following components:
- 1 x Handed corner core top (1800 x 1200 x 700mm).
- 1 x D-End conference extension top (700 x 350mm).
- 1 x Extension top (1000 x 700mm).
- 1 x Desk high pedestal with pencil tray, 2 x standard drawers and a deep filer drawer.
- 2 x Wooden modesty panel.
- 4 x round desk legs (76mm Dia.)
- 1 x Conference table with round pole leg and base (1200mm Dia.).
- 2 x Hinge door systems cabinets (1500 x 1200mm) each with three steel shelves.
- PANTONE 8004 C (metallic) door handles 128mm, total length: 154mm, height: 31mm.

### **WORK SURFACE EDGING**

Work surfaces to have a 3mm thick extruded PVC or ABS edging with all corners profiled, leaving no sharp edges. Edging to have a wood grain surface that matches the top and be of such a nature that it will not wear or wipe off. All edging to be applied using high-grade hot-melt adhesive.

## 6. TYPE G RECTANGULAR WORKING DESK



### COMPONENTS:

Desks consist of:

- 1 x Handed core top – 2200mm x 700mm (Thickness is 32mm)
- 1 x undercounter drawer unit – 400mm x 600mm
- 2 x round desk legs
- Modesty panel for each desk (if no provision of screens).
- PANTONE 8004 C (metallic) door handles 128mm, total length: 154mm, height: 31mm.

### Table legs:

- 2x round desk legs
- 76mm round desk leg including adjuster
- Height: 700mm – 720mm
- 8x The mushroom screws for the desk legs
- 6 x 20 mm screws

## 7. TYPE H RECTANGULAR WORKING DESK



### COMPONENTS:

#### Desk consist of:

- 1 x Handed core top – 1650 x 700mm (Thickness is 32mm)
- 1 x undercounter filing unit – 400mm x 600mm
- PANTONE 8004 C (metallic) door handles 128mm, total length: 154mm, height: 31mm.

#### Table legs:

- 4x round desk legs
- 76mm round desk leg including adjuster
- Height: 700mm – 720mm
- 16 x The mushroom screws for the desk legs
- 6 x 20 mm screws

## 8. BOARDROOM/RECTANGULAR TABLE



### COMPONENTS:

Boardroom tables consist of:

1 x rectangular top (1500 x 750mm).

4 x round pole legs.

### 9. TOUCH DOWN DESK



- 1 x Handed top – 1400mm x 700 mm x 600mm
- Thickness is 32 mm

Table legs:

- 76mm round desk leg including adjuster
- Height: 700mm – 720mm
- 16 x The mushroom screws for the table legs
- 6 x 20 mm screw

### 10. OPEN DESK (WITH POP-UP)



- Handed core Top – 1450mm x 750mm x 700mm

- Built-in modesty panel
- Rectangular opening on desktop with pop-up lid for easy concealment of cabling

### 11. MOBILE SERVER



#### Cabinet

- 1600mm x 700mm x 900mm
- 4 x castor wheels
- 1 x panel top
- PANTONE 8004 C (metallic) door handles 128mm, total length: 154mm, height: 31mm.

#### Panel top

- 300mm x 1500mm
- 34mm thickness

#### Legs

- 3 x top legs
- 100 mm height
- 76 diameter

## 12. COFFEE TABLE



- 450mm x 600mm; 450mm high



- Side table: 450mm diameter round x 470mm high
- Coffee table: 900mm diameter round x 410mm high
- Wooden top with matt black steel base
- Maple finishes wood

## 13. CONFERENCE TABLE ROUND




- 1200mm diameter Round top x 720mm (height).
- With 1 x Round desk leg.
- Or 4x 76mm round legs (depends on the end user request).

#### 14. BANANA SHAPE: BOARDROOM TABLE



- Boardroom Table, able to seat up to 16 individuals
- 5 x Curve modesty panels
- 7300mm x 3800mm

#### 15. 30-SEATER: BOARDROOM TABLE



- Boardroom Table, able to seat up to 30 individuals
- 12 x modesty panels
- 2250mm x 1000mm

**16. HINGE DOOR SYSTEMS CABINETS:**




- 2 x Hinge door system Cabinet
- 1500 x 1200 x 450mm
- 3 Steel shelves inside/or wood
- PANTONE 8004 C (metallic) door handles 128mm, total length: 154mm, height: 31mm.

**17. ROLLER DOOR SYSTEMS CABINET**



- 1120mm x 1150mm
- 450mm deep
- 1 x Roller door
- 3 x Metal shelves
- Handle fitted with a multi- point locking system

#### 18. DOUBLE ROLLER DOOR: LOW STORAGE UNIT



- 1150mm x 1120mm
- 450mm deep
- 2 x Roller doors

- 4 x Metal shelves
- 2 x Handle fitted with a multi- point locking system

### **19. LAPTOP DRAWER CABINET**



- 1500mm x 1200mm
- 600mm deep
- 15 x drawers (477mm x 214,4 mm)
- PANTONE 8004 C (metallic) door handles 128mm, total length: 154mm, height: 31mm.

### **20. CLOTHES LOCKER**



- 400w x 1500mm
- 460mm deep Melawood, vancouver maple finish.
- 2 compartment 750h each with 1 shelf, door & lock each.
- PANTONE 8004 C (metallic) door handles 128mm, total length: 154mm, height: 31mm.

## 21. BROOM CUPBOARD



- PANTONE 8004 C (metallic) door handles 128mm, total length: 154mm, height: 31mm.
- 935mm x 600mm x 600mm.

**22. 3-DRAWER BULK FILING CABINET**



- Filing cabinet with size: (H) 1020 x (W) 1130mm x (D) 600mm
- The top must be 38mm thick, Maple finish.
- Unit must have a 1-hour resistance to fire.
- Anti-tilt mechanism, which allows only one drawer to be opened at a time.
- Central locking system, and 2 keys
- 3 x drawers. Top retrieval

**23. 5-DRAWER BULK FILING CABINET**



- Filing cabinet with 5 x drawers. Top retrieval.
- Size: (H) 1630 x (W) 1120 x (D) 600mm.
- Top must be 38mm thick, Maple finish.
- Unit must have a 1-hour resistance to fire.
- Anti-tilt mechanism, which allows only one drawer to be opened at a time.
- Central locking system, and 2 keys
- PANTONE 8004 C (metallic) door handles 128mm, total length: 154mm, height: 31mm.

#### **24. PEDESTAL MOBILE**



- 600 x 580 x 400mm


- 1 x Pencil tray drawer
- 3 x Standard drawers
- 4 x Castor wheels
- Central locking
- PANTONE 8004 C (metallic) door handles 128mm, total length: 154mm, height: 31mm.

### 25. LOWER STORAGE UNIT



- 900mm x 400mm and side 663mm
- 1x Roller door
- 4 x Metal shelf
- 1 x shelf divider

### 26. T5 HIGH CUPBOARD



- 900mm x 1120mm
- 450mm deep
- 1 x Roller door
- 1 x Metal shelf
- Handle fitted with a multi-point locking system


## **27. RECEPTION DESK**



### **Built-in Unit**

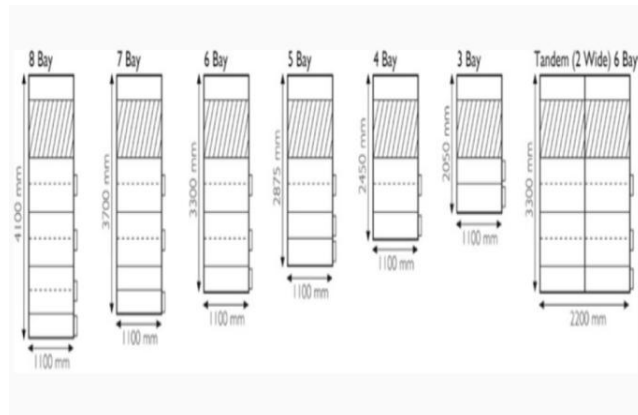
- Primary Surfaces: 22mm thick re-engineered stone in shade of white
- Secondary Surfaces: Supawood slats with maple veneer of 60mm depth x 40mm width, running parallel to each other at 20mm spacing; from underside of counter to floor finish.
- Minimum density: 720 kilogram per cubic meter complying with SABS Standards.
- Finishes: minimum of 0.5mm low glare continuous decorative laminate in a Vancouver Maple finish (Ref ED181LML)
- Underside finish: balancing backer of 0.2mm DECCON. No paper backers allowed.

**28. CREDENZA**



- 900mm x 400mm and side 663mm
- 1x Roller door
- 1 x Metal shelf

**29. BULK FILERS**





- Cupboards to be in steel and cream powder coated cored to perfection.
- Cupboard size to be: 4100mm (length) x 1100mm (width) x 2300mm (height)
- Cupboards' sides, back and top to be 0.8mm thick. The bottom to be 1.2mm thick. Angles to be 1.6mm and square CO2 welded.
- Cupboards to be fitted on steel base comprising: a frame of 38mm x 38mm x 1.6mm with 3mm thick heavy-duty bearings BMS flat bar; static pipe of 50mm x 38mm; and cross square tube of 19mm x 19mm x 1.6mm. Furthermore, a 16mm thick wooden floor to be fitted on the base. A Multi Floor A grade carpet to be fitted on the wooden floor.
- Shelves to be 0.7mm thick and have self-stiffeners for heavy duty loading.
- High quality rubber stoppers to be used for cupboards doors.
- For locking, 8mm round bar and T-handle lock box (1mm thick) to be fitted to on the locking side of the cupboard.
- Push handles to be 1.6mm square cubing, powder coated in Cowrie Gold finish

### 30. WOOD MODESTY PANEL



Modesty panels Including fixing brackets. Maple finish. 1000mm

Modesty panels Including fixing brackets. Maple finish. 1200mm


### 31. HEAVY DUTY ROUND-PLASTIC-FOLDING BANQUET TABLE



**Specification:**

- 10-Seater banqueting table.
- Heavy duty round, plastic, fold-able.
- 213cm diameter.
- It must be made of high-density polythene.
- It must be stronger, lighter, and more durable than a wood table.
- It must not crack, chip, or peel, and built for indoor and outdoor use.
- Thick waterproof, impact, and stain resistant tabletop.
- The patented steel frame and must be protected with a powder coated, weather resistant finish.
- Folding table with handles for easy storage and transport. Folds away to half size.
- Non-Marring Floor and non-gliding legs.
- Gray powder coated locking legs.

### 32. SNAP TABLE



- Dimensions: Width 3600 X length 1600 mm
- Shape: Round
- Material: Wood
- Complete With: 75 Mm Diameter Round
- Pole Legs (Eskom colour)

### 33. ADJUSTABLE OFFICE UNDER DESK FOOTREST



Product to be ergonomically designed to reduce pressure and improve posture, promoting calf movement and thus reducing fatigue. To be adjusted to three different height levels. Non-slip surface with a uniquely designed raised circular pebble platform ideal for foot massage. No assembly to be required; foldable and easy to use and store.

- Material: Plastic
- Weight: 2kg
- Dimensions: 46cm x 35.5cm

- Height range: 10cm / 17cm /23cm
- Package size: 46cm x 36cm x 10cm


### 34. CONFERENCE TABLE

#### Multipurpose



- 8pcs 47.2l X 23.6 W X 29.5h Inches Conference Table,
- With Wheels Modern Folding Meeting Table, Rectangle Meeting Seminar Tables Set.

**36. ALUMINIUM & PERSEPEX PODIUM**



**2.2 SCOPE OF WORK AND SPECIFICATIONS: CHAIRS & COUCHES**

**ESKOM CORPORATE IDENTITY FABRIC SPECIFICATION**

Composition	:	100% polyester
Width	:	148cm
Weight	:	290gm
Latex backed	:	Yes

Fluorocarbon- Polymer treated : Yes

Resistance to Abrasion (Martindale) : +45 000 rubs

Slim Slippage : >180N in each direction

Breaking strength : >400N in each direction

Colour fastness

To Light : 6 (Blue scale)

Rubbing : 4 (Grey scale)

Dry cleaning : Cold drycleaning (<60 degree C)

**ESKOM SEATING SOFT SEATING/ COUCHES FABRICS**

Composition : 36% Polyester 64% Acrylic

Width : 148cms

Weight : 368gm/m2

Latex backed : Yes

Fluorocarbon- Polymer treated : Yes

Resistance to Abrasion (Martindale) : +25 000 rubs

Slim Slippage : >180N in each direction

Breaking strength : >400N in each direction

Colour fastness

To Light : 6 (Blue scale)

Rubbing : 4 (Grey scale)

Dry cleaning : Cold drycleaning (<60 degree C)

Fluorocarbon-Polymer Treated : Yes

**ERGONOMIC OFFICE CHAIR SPECIFICATIONS**

**1. OPERATOR CHAIR**

Operator chair High back with upholstery seat and upholstery back



**MINIMUM QUALITY AND ERGONOMIC REQUIREMENTS FOR OPERATOR CHAIR:**

- Synchronic mechanism with locking facility minimum of 7 years guarantee
- Gas height adjustment with minimum of 7 year guarantee
- Backrest (where required) must have lumber support, with adjustable backrest either in mesh or covered with Eskom Corporate ID Fabric (as specified above) with a split shell
- Backrest must have tension adjustment ensuring support of all sizes
- Height adjustable arms with option of Width adjustment as well as option of rotating and sliding arm cap
- Moulded foam seat covered with Eskom Corporate ID Fabric above
- To be rated capable of carrying chair occupant of up to 130kg mass on a daily basis
- 5 star base casters mechanism
- Locally manufactured

**COMPONENTS SPECIFICATION DETAILS:**

**a) BASE:**

- Injection moulded glass filled nylon 5 star base confirming to SANS/SABS, fitted with 65mm twin wheel unhooded friction ring double action castors.

**b) MECHANISM**

- Fully 5 locking synchronized mechanism with 128deg opening angle with gas height adjustment and tension adjustment for user's body weight. Manufacturers guarantee to be specified.

**c) Shell**

- Recyclable seat constructed of plastic inner shell and plastic under-seat pan, with integrated waterfall. Plywood shells (from renewable sources) are acceptable as an alternative.

**Backrest to be constructed of any of the following options:**

- Recyclable polypropylene inner and outer frame with mesh insert offering the option of upholstery over them;
- 12/13mm 9-layer UF resin ultrasonically bonded plywood with M8 or M6 T-Nut attachments
- Power coated or galvanised steel frame

**d) Foam**

- All foam to be CFC free, flexible moulded foam using a cold cure process for high quality and resilience. Density 55kg per cubic meter with 140 or higher tensile strength.
- To comply with automatic self-extinguishing standards

**e) Armrests**

- Height adjustable arms with option of with adjustment as well as option of rotating and sliding arm cap would be preferable.
- Polyurethane arm caps for added comfort
- Armrest to be fixed onto the chair frame by means of a single piece 8mm solid steel bracket

**f) Upholstery Options**

- Price to be quoted based of fully upholstery chairs in the current Eskom Fabric specification above.
- Mesh/netting to be guaranteed for 7 years against sagging.

**2. HIGH BACK 24/7 CHAIR**



- Synchro mechanism with 5 position lock
- Gas height adjustment
- Non- woven mesh back and woven mesh seat
- Black PU spider base
- Adjustable seat back and forth
- Adjustable back up and down
- Adjustable Lumber support
- Adjustable black PU Arms
- Adjustable head rest
- Eskom fabric- specification above

### **3. HEAVY DUTY CHAIR**



The chair must be 24/7 guaranteed to support weigh up to 150kg. The chair should have an extra wide seat and should be upholstered in material. There should be a loop between the seat and the back to give the chair extra strength.

- 14 laminated 22mm thick plywood shell
- High density foam on seat & backrest
- Frontal pivot mechanism with multiple locale reclining positions
- Slimline PU armrest
- Gas height adjustment
- Tension adjustment for back tilt
- Polished aluminum base with double heavy duty castors
- Carries 150kg for 24 hour usage
- Should be made in South Africa
- Should carries minimum of 5 Year Guarantee
- Upholstered seat and back with Eskom fabric- species pages above

### **4. VISITORS, MEETING AND TRAINING CHAIRS**

Upholstery seat and back 4 legged



Upholstery seat and back sleigh base



**MINIMUM QUALITY AND FUNCTIONALITY REQUIREMENTS FOR VISITORS AND TRAINING CHAIRS ABOVE:**

- The 4 legged chair must be light in weight easy to move around
- Chairs should measure 81cm in height, 59cm in width and 64cm in depth
- Backrest must have lumbar support
- Able to carry a body weight of 130kg
- Locally manufactured

**Components specification details**

**a) Frame**

- 4 legged or sleigh base option are accepted
- To be constructed of around steel tubing with a minimum of 24.5mm x 2.5mm wall thickness consistent throughout the tubing
- Finishes to be in epoxy finish with option of chroming
- All arms to be layered with plastic injection molded or polypropylene arm capping

**b) Shells**

- Recyclable plastic seat or 12/13mm 9-layer UF resin ultrasound bonded plywood with M8 or M6 T-Nut attachment
- Backrest to be constructed of any of the following options:
  - Recyclable polypropylene shell
  - 12/13mm 9-layer UF resin ultrasonically bonded plywood with M8 or M6 T-Nut attachment
  - Powder coated or galvanized steel frame

**c) Foam**

- Either CFC free, flexible molded foam of high density cut foam is acceptable

**d) Upholstery Options**

- Specification should be fully in line with the Eskom fabric specification on pages above.  
If fabric is changed in future, prices can be adjusted accordingly.
- Mesh/netting to be guaranteed for 7 years against sagging with option of fabric upholstery over mesh/netting.

## 5. PLASTIC CHAIR



- Should be available with brushed aluminum legs
- Under seat plugs for stacking purposes
- Color coordinated leg plugs
- Chair material type- polypropylene
- Dimension as follow
  - Box dimension: 100mm x 580mm x 740mm
  - Volume dimensions box consisting of 4 x chairs weight: 14kg
  - GSI Side weight ALU/LEGS 3.461kg x 4 per box
  - GSI Side weight ALU/LEGS 4.110kg x 4 per box

## 6. SPECIFICATIONS FOR SOFT SEATING: COUCH



**A. COUCHES COMPONENTS:**

Composition	:	36% polyester 64% Acrylic
Width	:	148cm
Weight	:	368gm
Latex backed	:	Yes
Fluorocarbon- Polymer treated	:	Yes
Resistance to Abrasion (Martindale):		+25 000 rubs
Slim Slippage	:	>180N in each direction
Breaking strength	:	>400N in each direction
Colour fastness		
To Light	:	6 (Blue scale)
Rubbing	:	4 (Grey scale)
Dry cleaning	:	Cold dry-cleaning (<60 degree C)




- Double seater couches as per the picture provided: 1260mm x 590mm
- Single seater couch as per the picture: 760mm x 590mm
- Upholstery fabric to be Eskom Fabric specification above

**B. PERFORMANCE SPECIFICATION**

- Frames of the couches to be manufactured from 50 x 50mm solid SA Pine wood,
- Double wedding to be used seats, covered with Polypropylene sheets
- Outer back and arms to be supplied with 12mm medium density foam to protect the upholstery fabric
- Couches to be fitted with 4 x mild steel tubular legs with adjustable ferrules to cater for uneven surfaces

- All legs must be coated to the specification: Akzo Noble range: Interpon 600Matt, ANP 905, Cowrie Gold. Ref: ED415

**APPENDIX A**

Item no.	Description	Description
1.1	<b>Operating Chair</b> 	<b>Bar chair</b> 
1.2	<b>High back 24/7 Chair</b> 	<b>Stinger chair</b> 
1.3	<b>Heavy Duty Chair 24/7</b>	<b>Meeting room chairs</b>

		
1.4	<b>Double couch</b> 	<b>Plastic Chair</b> 
1.5	<b>Single couch</b> 	<b>Collaborating setting</b> 
1.6	<b>Collaborating setting</b>	<b>Executive chair</b>



1.8

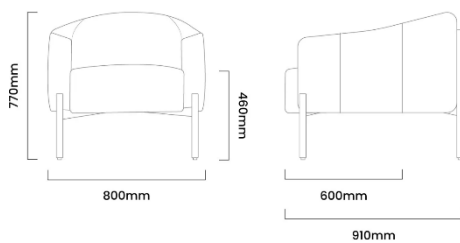
Jukes Leather High Back Chair:  
Executive



Bonzai Leather High Back Chair: Executive



## 7. OCCASSIONAL CHAIR:



- Product Type – Armchair
- Material Range – Upholstered
- Seat Material – Polyester Boucle’
- Seat Colour – Rust
- Leg material – Solid Rubberwood
- Leg Colour – Grey Wash.

## 8. TWO-SEATER COUCH



- Product Type – 2-seater Couch
- Material Range – Upholstered
- Seat Material – Polyester Velvet
- Seat Colour – Aged Mustard
- Leg material – Mild Steel
- Leg Colour – Metallic



- Product Type - Coffee Table
- Table Shape – Rectangle
- Material Range – Wood

- Colour – Summer Oak

Wood Type - Rubberwood

**9. HIGH BACK /OPERATOR CHAIR:**



- Backrest: Polypropylene structure, self-supporting mesh.
- Seat: Multilayer wood inner seat, polypropylene outer seat.
- Padding: Flexible polyurethane foam (seat).
- Lumbar support: Height-adjustable.
- Armrests: Fixed or height adjustable.
- Mechanism: Synchronized multi-block with or without sliding seat, gas-lift.
- Base: Nylon or polished aluminium with castors.
- Headrest: Adjustable, black fabric upholstered.

**10. IGH BACK CHAIR SWIVEL:**



**High Back Chair:** Swivel and tilt office chair on 5-star castor base; arms and base to be black nylon, upholstered in full PVC (Vinyl).


- Weight Capacity: 120kg
- Material: Faux leather
- Base Size: 350mm
- Base Material: black nylon base
- Armrests: PU
- Gas Lift: Class 2
- Mechanism: Butterfly mechanism
- Castors: Black

**11. KOGA CLASSIC MALIBU CHAIR:**



- Upholstery Material : Protected Leather
- Width: 540 mm
- Height : 880 mm
- Depth : 580 mm
- Weight : 6 kg
- Chair Features : Armrest

**12. CHROME UPHOLTERED 3-5 SEATER WAITING AREA RECEPTION OFFICE VISITOR**



- Specifications: Material: High-quality cold rolled steel plate and High-quality chrome
- Colour: Different colours and Sliver
- Thickness: arm&leg1.2mm, back&seat1.4mm, with beam1.5mm
- Unit Size: H76x W175x D65 cm Weight capacity per seat
- 150 kg Features: Chrome edging PVC blue cushion NB: Flat packed - Low maintenance and cleaning required. Designed for high volume traffic in all waiting area.

**13. RICKSTACKER FOAM CHAIR:**



- Width : 410 mm
- Height : 820 mm
- Depth : 410 mm
- Weight : 0.006 kg
- Upholstery Included : Yes
- Upholstery Type : Cushion

**14. ECONOMY BANQUETING CHAIR**



Upholstery  Blue

**Specification:**

- It must be upholstery.
- Preferably Blue in color.
- Stackable Heavy-duty chairs.
- Black Square Steel Tube Frame 20mm x 20mm 1.2 mm thickness (Steel Thickness)
- 1.2 mm thickness (Steel Thickness)
- Stabilizing Cross Beam Leg Support
- Seat height: 460mm
- Seat Width: 435mm
- Eskom blue Fabric
- Plastic Leg Plugs
- Stackable to 10

- Aluminum Stand
- Acrylic top piece
- Steel base
- Height (mm): 1300
- Color: Silver
- Weight: 10 kg
- Dimensions: 115 × 50 × 50 cm

### 37. STAINLESSTEEL WORKTABLE



- 2400mm x 700mm x 900mm High + 150mm splash back
- The table is equipped with adjusting screws on all the legs
- The worktable is hardened and laminated chipboard
- The table is supplied with an undershelf
- 01mm Thick food grade 304 stainless work top, with reinforced lining
- 1 Hinged door
- internal shelf
- Shelve Size: 1200mm x 700mm x 900mm High

### 38. STEEL CABINETS



5 x 3 Steel Cabinet – Stationery Cupboard / 3 adjustable shelves

- **Dimension** 1500 × 900 × 450 mm
- **Standard Colours** Hammertone Grey, Ivory Karoo

3 x 3 Stationery Steel Cabinet / Cupboard 2 adjustable shelves

- **Dimension** 900 × 900 × 450 mm
- **Standard Colours** Hammertone Grey, Ivory Karoo

#### 4. ACCESS FOR AND INTERFACE WITH OTHER SUPPLIERS

During the progress of the work the Supplier shall provide reasonable access to other Suppliers to execute work carried out by other Suppliers

The Supplier will ensure that any damages made during the execution of their activities will be repaired (Contractor's cost) to the satisfaction of the Contract Manager/Employer and that the Employer will not suffer adverse inconvenience in utilizing parts of the complex during the project execution.