

1. Permanent and remedial action

Resuscitating the damaged, cracked, and dilapidated underground storage water tank due to ageing and trees that collapsed the boundary walls integrity and caused the major disruptions and damages to the tanks

The assessment was conducted, and the proposal outcome was to rebuild the storage tanks and the following is required:

- Site management for temporary plant works must be established
- Project plan and methodology with estimate timelines
- Cleaning, temporary water and electricity
- Machinery and plant hire
- Alterations and demolitions
- Excavate backward for working space to expose brick wall for demolishing
- Demolishing of concrete slabs
- Shuttering and propping up soffits of concrete slab
- Removal of existing pipes
- Remove existing DB board and decommissioning of electrical cabling
- Removal of rubble and removal of existing concrete channels
- Re-installation plan and methodology
- Reinforce concrete for the tank walls and slabs
- 150mm steel reinforcement all round as per SANS 10100
- Civil works as per design tank dimensions and requirements
- Pumps and motors and control panel as per tank requirements and lab specs needs, supply, install and commission the complete pump-set
- Two-off 4kw, 3/380V motor (4pole) and 360NB40- CCM100
- Re-installation of all plumbing works piping and valves
- Restore the area and commission the works and supply the CoC
- Data packs and OEM manuals and commission results
- Project closure report

2. SCOPE OF WORK

The service providers are required to supply a plan that shall outline the cost and bill of material to repair, resuscitate and remedy the identified risks crack / leaks

NB: The recommended proposal shall be deemed final once it is accepted and approved by SABS.



3. WORK SPECIFICATIONS

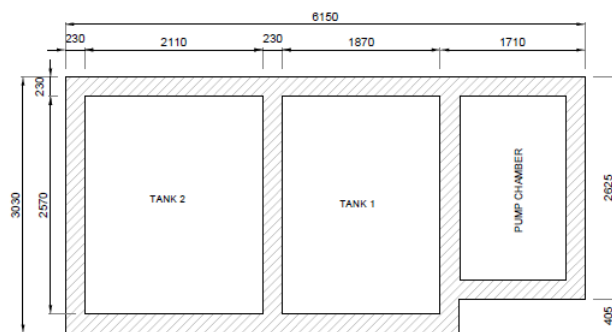
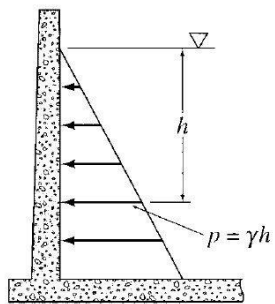
There are no limitations in the choices of devices/equipment/material to be used,

- The service provider shall endeavor to utilize modern technology to obtain quality results in accordance with SABS standards.
- The service provider shall be able to perform the inspection and risk assessment with minimal interruptions to the laboratory.
- Safety file with fall protection plan to be supplied at the start of the contract

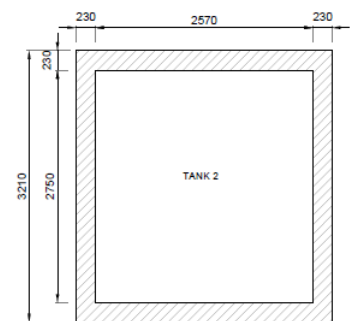
- The service provider shall submit all information, assessments, pictures taken during and after the works and provide a close out report of all work undertaken.

4. PICTURES AND PLANS

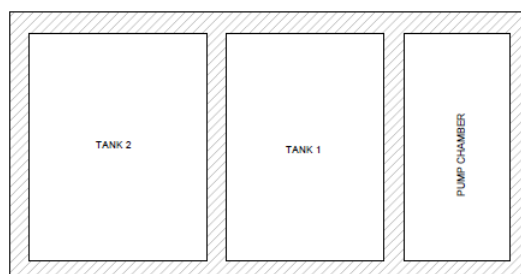




PLAN VIEW



LEFT SIDE VIEW



ELEVATION VIEW

WATER STORAGE TANK					
Construction of Water Storage Tank					
			Unit	Qty	Rate
					Amount R c
1	PRELIMINARIES AND GENERAL				
1,1,1	Site Representatives and Management (Time)	Item	1		
1,1,2	Temporary works and plant (Time)	Item	1		
1,1,3	Machinery and Plant hire (Fixed)	Item	1		
1,2	ALTERATIONS AND DEMOLISHIONS				
1,2,1	Taking off existing Brickwork around the pump area	m2	80		
1,2,2	Excavate backwards, for working space to expose brickwall for demolishing	m3	50		
1,2,2	Demolishing of concrete slabs	m3	10		
1,2,3	Formwork, Shuttering and propping up soffits of concrete slab	m2	30		
1,2,4	Removal of steel balustrade to access	m	4		
1,2,5	Removal of 170mm girth and 210mm girth trees and destump	No	2		
1,2,6	Removal 28mm leaking valve.	No	2		
1,2,7	Cartaway and removal of all rubble	m3	6		
1,2,8	Remove existing DB board and surrounding cabling.	Item	1		
1,2,9	Demolish and remove existing concrete walkways next to the tank	Item	1		
1,2,10	Remove existing concrete channels next to existing building	Item	1		
1,3	RE - INSTALLATION				
1,3,1	Reinforced Concrete for the Tank walls and slabs	m3	50		
1,3.1	20mm thick marbleite as a protective layer to the internal of the tank	m2	60		
1,3.2	150mm reinforcement	m	3500		
1,3.3	Construct 1200mm wide concrete walkways	m3	20		
1,3.4	Construct v - concrete channels next to existing building	m3	20		
1,3.5	Construct Balustrade	m	6		
1,4	PUMPS AND ELECTRICAL				
1.4.1	Refurbish 360NB40- CCM100 Rapid Allweiler Pump 4,0kW 3/380V Foras Pump complete with 3kW, 3/380V, 4 pole motor	no	1		
1.4.2	Refurbish MN32 - 200C, 4,0kW 3/380V Foras Pump complete with 4kW, 3/380V motor	no.	1		
1.4.3	Supply and install Electrical Panel	no.	1		
1.4.4	Re - installation of all plumbing work, piping and valves	Item	1		
1,5	PROVISIONAL SUMS				
1.5.1	Allow an amount of provisional sums for sundries and commissioning	Item	1		
TOTAL FOR SABS WATER STORAGE TANK					