GENERAL DRAWING NOTES

- THE DESIGN ON THIS DRAWING IS COPYRIGHT AND REMAINS THE PROPERTY OF THE ARCHITECTS.
- ALL WORK TO BE CARRIED OUT STRICTLY IN ACCORDANCE WITH MUNICIPAL REGULATIONS.
- DRAWINGS NOT TO BE SCALED, ONLY ANNOTATED DIMENSIONS TO BE USED.
- ALL RELEVANT DATUM, LEVELS, DIMENSIONS TO BE CHECKED ON SITE BEFORE COMMENCEMENT OF WORK.
- ALL DRAWINGS ARE TO BE CHECKED BY THE MAIN CONTRACTOR AND ANY DISCREPANCIES ON THE DRAWINGS OR BETWEEN THE DRAWINGS ARE TO BE REFERRED TO THE ARCHITECT.
- CONTRACTOR TO CHECK ALL QUANTITIES PRIOR TO ORDERING AND MANUFACTURE.
- CONTRACTOR TO PROVIDE SHOP DRAWINGS FOR APPROVAL BY ARCHITECT PRIOR TO MANUFACTURE.

Revision:

No.	Description	Date

Client

Signature: Date:

SAKHISIZWE ARCHITECTS
33 ADELAIDE TAMBO DR, DURBAN NORTH
TEL: 031 563 3424 FAX: 031 563 3518
www.sakhisizwearchitects.com

Professional Architects signature
Mr K P Mawesana (Pr. Arch) sacap (7902) saia (7593)

Project Title:
Proposed New Msinsini Police Station for the South African Police Service on Portion 4 of the farm Clifton Park No.9219

First Issue Date: 09/12/24	Page Size: A0
Drawn: KLN, JN, CM	Scale: As indicated
Checked: BS	

Drawing Description:
Ceiling Plan 1

Job no.: s571 | Drawing no.: S4-112 | Rev. no.:

Signature:

ISSUED FOR APPROVAL
ISSUED FOR INFORMATION
ISSUED FOR SUBMISSION
ISSUED FOR TENDER
ISSUED FOR CONSTRUCTION

50mm Recessed Light Trough Trim
1 : 2

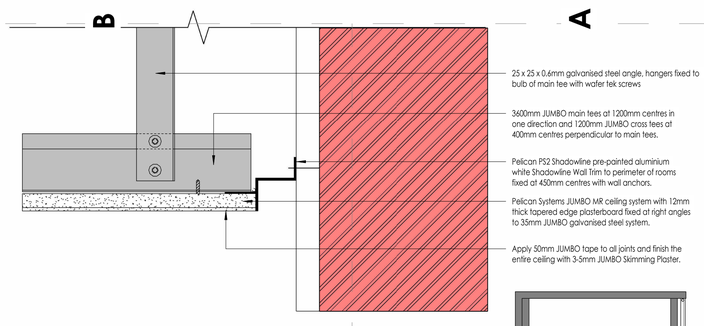

Moisture Resistance Ceiling + Ceiling Trim
1 : 2

Refuse Area
24 m²
No Ceiling

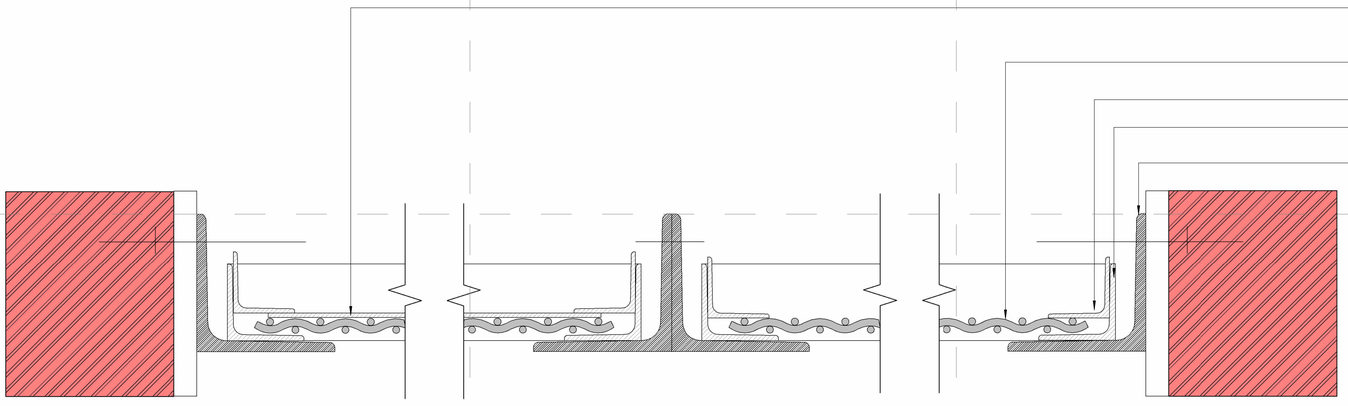

Overhead Grilles
1 : 2

Ceiling Specification			
CS-01	Supply & fit Pelican Systems JUMBO MR ceiling system with 12mm thick tapered edge plasterboard fixed at right angles to 35mm JUMBO galvanised steel system, main tees at 1200mm and cross tees at 500mm centres, using 25mm drywall screws at 150mm centres. Apply 50mm JUMBO tape to all joints and finish the entire ceiling with 3-5mm JUMBO Skimming Plaster and prepared for decoration, all in accordance with the manufacturer's instructions. • Tested in Accordance with SANS 266:2003 Gypsum Plasterboard	CS-04	Plastered Concrete Soffit **Preparation:** Prepare fully cured and dried concrete surface, grinding off any shutter-marks and repairing imperfections to the satisfaction of the architects. Ensure moisture levels are within manufacturer's acceptable application range. Seal with a full coat of PLASCON PLASTER PRIMER (UC 56). **Finish Specification:** Apply 1 even coat of Plascon One Coat ceiling paint and allow to cure. Colour to Architects spec. Application strictly to Manufactures' methodology & carrying the manufacturer's guarantees / warrantees.
CS-02	Supply and install Pelican AMF Star ceiling tiles size 600 x 600 x 15mm with **Revealed Edge Tegular 15** laid on Pelican Econogrid pre-painted white exposed tee grid system including fire safety punch outs. Main tees suspended by means of 19 x 0.5mm GMS strap (or 2.5 wires) hangers at 1200mm centres. • Colour: White • Sound attenuation: 34dB as per EN 20140-9 • Light reflectance: up to 88% • NRC: 0.60 • Humidity: up to 95% RH		High Tensile Metal Mesh Screen Approved high tensile metal mesh screen laid into 50x50x5mm angle iron frame in 1020mm wide x 2500mm. Mesh to be welded into frame and sandwiched between second frame. Frame to be supported on 90x90x6mm steel angle brackets bolted to wall, all as per SAPS 5 Star Specifications POL 2012/G1. All steel to be hot dipped galvanised and welding spots to be finished with cold galvanising on site
CS-03	Supply and install 3600mm JUMBO main tees at 1200mm centres in one direction and 1200mm JUMBO cross tees at 400mm centres perpendicular to main tees. Main tees to be suspended at 1200mm centres by means of 25 x 25 x 0.6mm galvanised steel angle, hangers fixed to bulb of main tee with wafer tek screws/steel pop rivets and to slab with 6 x 30mm express nails and washers. Fit 9 JUMBO Plasterboard to the underside of grid system with tapered edge of board facing down with 25mm drywall screws at 150mm centres. Apply 50mm JUMBO tape to all joints and finish the entire ceiling with 3-5mm JUMBO Skimming Plaster. • Tested In Accordance with SANS 266:2003 Gypsum Plasterboard		3mm solid steel plate of at least 1.2m x 1.2m, is to be welded to the mesh, over all door openings into the cell yard.
			Supply and install Pelican PS2 Shadowline pre-painted aluminium white Shadowline Wall Trim to perimeter of rooms fixed at 450mm centres with wall anchors.
			Low profile external grade LED strip lighting as per electrical engineers spec.
			Internal grade LED strip lighting as per electrical engineers spec.

Ceiling Legend
1 : 50

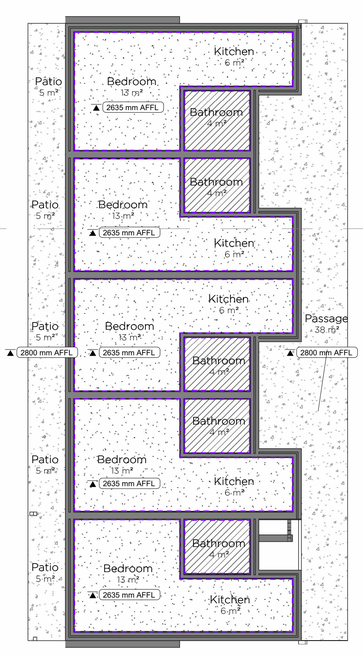

Ground Level
1 : 100

Living Quarters Refuse Area
15 m²
No Ceiling

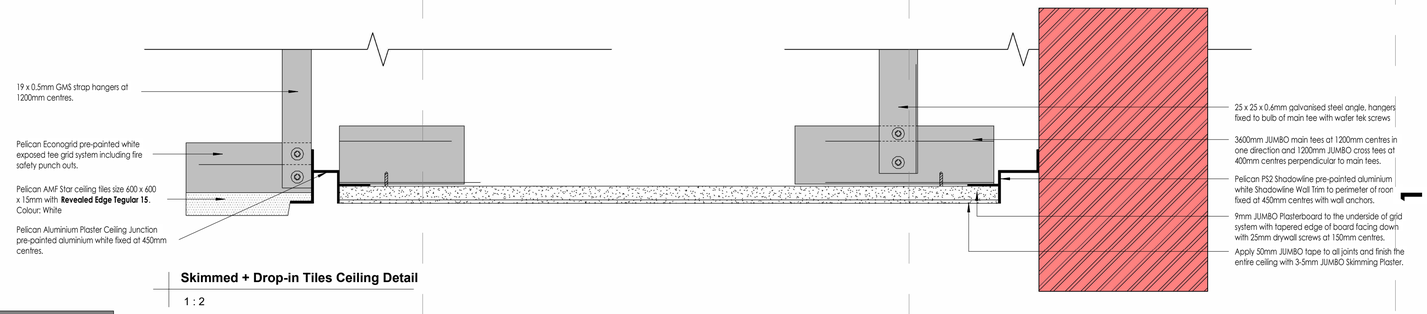

Skimmed + Drop-in Tiles Ceiling Detail
1 : 2

N