

Title: **Tender Technical Evaluation
Strategy for Camden Power
Station Second Diesel Fire
Pump Project - Electrical
Technical Specification**

Unique Identifier:

TEC-EED-FPH01

Alternative Reference Number:

N/A

Area of Applicability:

Engineering

Documentation Type:

Strategy

Revision:

3

Total Pages:

11

Next Review Date:

Not Applicable

Disclosure Classification:

**CONTROLLED
DISCLOSURE**

Compiled by

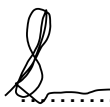


R Grobler

**Senior Technologist
Electrical Engineering**

Date: 2023-02-24

Functional Responsibility



S Drotsky

**Electrical Engineering
Manager**

Date: 2023/02/24

Authorised by



M Mathabatha

Engineering Group Manager

Date: 24/02/2023

CONTENTS

	Page
1. INTRODUCTION	3
2. SUPPORTING CLAUSES	3
2.1 SCOPE	3
2.1.1 Purpose	3
2.1.2 Applicability	3
2.2 NORMATIVE/INFORMATIVE REFERENCES	3
2.2.1 Normative	4
2.2.2 Informative	4
2.3 DEFINITIONS	4
2.3.1 Classification	4
2.4 ABBREVIATIONS	4
2.5 ROLES AND RESPONSIBILITIES	4
2.6 PROCESS FOR MONITORING	4
2.7 RELATED/SUPPORTING DOCUMENTS	4
3. TENDER TECHNICAL EVALUATION STRATEGY	4
3.1 TECHNICAL EVALUATION THRESHOLD	4
3.2 TET MEMBERS	5
3.3 MANDATORY TECHNICAL EVALUATION CRITERIA	6
3.4 QUALITATIVE TECHNICAL EVALUATION CRITERIA	7
3.5 TET MEMBER RESPONSIBILITIES	9
3.6 FORESEEN ACCEPTABLE / UNACCEPTABLE QUALIFICATIONS	10
3.6.1 Risks	10
3.6.2 Exceptions / Conditions	10
4. AUTHORISATION	11
5. REVISIONS	11
6. DEVELOPMENT TEAM	11
7. ACKNOWLEDGEMENTS	11

TABLES

Table 1: Technical Scoring Methodology	5
Table 2: TET Members	5
Table 3: Optional/Additional TET members	5
Table 4: Mandatory Technical Evaluation Criteria	6
Table 5: Qualitative Technical Evaluation Criteria	7
Table 6: TET Member Responsibilities	9
Table 7: Acceptable Technical Risks	10
Table 8: Unacceptable Technical Risks	10
Table 9: Acceptable Technical Exceptions / Conditions	10
Table 10: Unacceptable Technical Exceptions / Conditions	10

CONTROLLED DISCLOSURE

When downloaded from the EDMS, this document is uncontrolled and the responsibility rests with the user to ensure it is in line with the authorised version on the system.

1. INTRODUCTION

This document contains the tender technical evaluation criteria for the Electrical Plant Design Technical Specification for Camden Power Station's upgrade of the fire pumping system.

The technical specification is applicable and incorporates the following scope:

1. Design
2. Drawings
3. Battery charger power supply Interface to DCS
4. Remote operation via DCS – Pump motors, alarms, trips signals.
5. Electrical supply and lighting for new pump house or containerised with DB and MCB's
6. Hot and cold commissioning
7. IE3 Motors (Premium Efficiency)
8. Motor installation and performance tests (pumps and motors interface)
9. Training and manuals
10. Quality control for building construction
11. Coding and Plant labelling

2. SUPPORTING CLAUSES

2.1 SCOPE

This document shall apply to the technical evaluation team appointed to evaluate tender submissions for the ***Camden Power Station Second Diesel Fire Pump Project - Electrical Technical Specification*** project only.

2.1.1 Purpose

The purpose of this tender technical evaluation strategy is to define the Mandatory Evaluation Criteria, Qualitative Evaluation Criteria and TET member responsibilities for tender technical evaluation. The technical evaluation strategy serves as basis for the tender technical evaluation process.

2.1.2 Applicability

This document is applicable to Camden Power Station.

2.2 NORMATIVE/INFORMATIVE REFERENCES

Parties using this document shall apply the most recent edition of the documents listed in the following paragraphs.

CONTROLLED DISCLOSURE

When downloaded from the EDMS, this document is uncontrolled and the responsibility rests with the user to ensure it is in line with the authorised version on the system.

2.2.1 Normative

[1] 240-48929482: Tender Technical Evaluation Procedure

2.2.2 Informative

[2] EED-DFPSP01: Camden Power Station Second Diesel Fire Pump Project - Electrical Technical Specification

2.3 DEFINITIONS

2.3.1 Classification

Controlled Disclosure: Controlled Disclosure to external parties (either enforced by law, or discretionary).

2.4 ABBREVIATIONS

Abbreviation	Description
IEC	The International Electrotechnical Commission
SANS	South African National Standard
TET	Technical Evaluation Team

2.5 ROLES AND RESPONSIBILITIES

N/A as per 240-168966153: Tender Technical Evaluation Procedure

2.6 PROCESS FOR MONITORING

N/A

2.7 RELATED/SUPPORTING DOCUMENTS

N/A.

3. TENDER TECHNICAL EVALUATION STRATEGY

3.1 TECHNICAL EVALUATION THRESHOLD

Mandatory Technical Evaluation Criteria (gatekeepers) are 'must meet' criteria. These criteria shall not be weighted or point scored, but shall be assessed on a Yes/No basis as to whether or not the criteria are met. An assessment of 'No' against any criterion shall technically disqualify the tenderer and shall not be further evaluated against Qualitative Criteria.

Qualitative Technical Evaluation Criteria are weighted evaluation criteria used to identify the highest technically ranked tenderer after determining that all the Mandatory Evaluation Criteria have been met. The Qualitative Evaluation Criteria are weighted to reflect the relevant importance of each criterion.

The minimum weighted final score (threshold) required for a tender to be considered from a technical perspective is 70%.

CONTROLLED DISCLOSURE

When downloaded from the EDMS, this document is uncontrolled and the responsibility rests with the user to ensure it is in line with the authorised version on the system.

Table 1: Technical Scoring Methodology

Score	Percentage (%)	Description
5	100	COMPLIANT <ul style="list-style-type: none"> Meet the technical requirement(s) AND, No foreseen technical risk(s) in meeting technical requirements
4	80	COMPLIANT WITH ASSOCIATED QUALIFICATIONS <ul style="list-style-type: none"> Meet the technical requirement(s) with, Acceptable technical risks AND/OR; Acceptable exceptions AND/OR; Acceptable conditions
2	40	NON-COMPLIANT <ul style="list-style-type: none"> Does not meet the technical requirement(s) AND/OR Unacceptable technical risk(s) AND/OR; Unacceptable exceptions AND/OR; Unacceptable conditions
0	0	TOTALLY DEFICIENT/NON-RESPONSIVE

3.2 TET MEMBERS

The following core TET members will take part in the evaluations.

Table 2: TET Members

TET number	TET Member Name	Designation
TET 1	Riaan Grobler	Senior Technologist – Electrical Engineering
TET 2	Sipho Mzamane	Senior Engineer – Electrical Engineering
TET 3	Bernie Jansen	System Engineer – Motors, Protection

The following TET members will be used in the case of unavailability of any of the core TET members:

Table 3: Optional/Additional TET members

TET 4	Steyn Drotsky	Manager – Electrical Engineering
-------	---------------	----------------------------------

CONTROLLED DISCLOSURE

When downloaded from the EDMS, this document is uncontrolled and the responsibility rests with the user to ensure it is in line with the authorised version on the system.

3.3 MANADATORY TECHNICAL EVALUATION CRITERIA

Table 4: Mandatory Technical Evaluation Criteria

	Mandatory Technical Criteria Description	Reference to Technical Specification / Tender Returnable	Motivation for use of Criteria
1.	Tenderer shall provide proof of being registered as an Installation Electrician for 3 phase installations. [Note: Master Installation Electrician shall also be acceptable]	<ul style="list-style-type: none"> Tenderer to provide certified copies of proof of registration with the Department of Labour as an Installation Electrician. Tenderer to provide a certified copy of Installation Electrician Card as issued by the Department of Labour 	Requirement as per the Occupational Health and Safety Act (1993)
2.	To be registered with the Construction Industry Development Board (CIDB) as level 3EP	<ul style="list-style-type: none"> Tender Returnable – Tenderer to provide proof of registration with the CIDB. 	Contractor Work capability
3.	To be registered Professionally with ECSA for design purposes.	<ul style="list-style-type: none"> Tender Returnable – Tenderer to provide proof of registration with ECSA as Professional Engineer or ECSA as Professional Technologist 	Contractor Work credibility

3.4 QUALITATIVE TECHNICAL EVALUATION CRITERIA

Table 5: Qualitative Technical Evaluation Criteria

	Qualitative Technical Criteria Description		Reference to Technical Specification / Tender Returnable	Criteria Weighting (%)	Criteria Sub Weighting (%)
1.	Company Experience			33	
	1.1	Tenderer to provide proof of previous installations concerning standby/redundant supplies for electrical installations or Contractor to provide a high-level Scope of Work executed for the previous employer highlighting the requirement for redundant supply installations or Completions certificates to be provided for each job with traceable references.	Tender Returnable		33
2.	Design Proposal with Equipment Technical Specifications including drawings			34	
	2.1	Tenderer to submit design of Design Proposal with Equipment Technical Specifications and drawings to be used, as supplied by the Original Equipment Manufacturer. Tenderer to make reference/highlight the compliance to each point of the specification as stated in <i>EED-DFPSP01: Camden Power Station Second Diesel Fire Pump Project - Electrical Technical Specification</i> where applicable.	Tender Returnable		34
3.	Project Plan			33	
	3.1	The tenderer submits a Project Schedule (Level 2) indicating following as a minimum: <ul style="list-style-type: none"> • full scope of work in accordance with Works Information • breakdown and linking of all activities • timelines for execution of activities 	Tender Returnable		33
				TOTAL: 100	

The scoring for the qualitative criteria shall be as per below:

Qualitative Technical Evaluation Criteria		Score [0,2,4,5]	Scoring Criteria
1	<p>Tenderer to provide proof of previous similar installations.</p> <p>Contractor to provide a high-level Scope of Work executed for the previous employer or</p> <p>Completions certificates to be provided for each job with traceable references.</p>		<p>5 = Five or more references provided with traceability.</p> <p>4 = Four or Three references provided with traceability.</p> <p>2 = One or Two references provided with traceability.</p> <p>0 = No references part of submissions or if references provided without traceability.</p>
2	<p>Tenderer to submit Design Proposal with Equipment Technical Specifications and drawings to be used, as supplied by the Original Equipment Manufacturer.</p> <p>Tenderer to make reference/highlight the compliance to each point of the specification as stated in <i>EED-DFPSP01: Camden Power Station Second Diesel Fire Pump Project - Electrical Technical Specification</i> where applicable</p>		<p>5 = All points of specification highlighted</p> <p>4 = 70% of the points in specification provided</p> <p>2 = 20% of the points in specification provided</p> <p>0 = None or less than 20% of the points in specification provided</p>
3	<p>The tenderer submits a Project Schedule (Level 2) indicating following as a minimum:</p> <ul style="list-style-type: none"> full scope of work in accordance with Works Information breakdown and linking of all activities timelines for execution of activities 		<p>5 = Level 2 project plan submitted with all details</p> <p>4 = Level 2 project plan submitted without timelines only</p> <p>2 = Level 2 project plan submitted without timelines and (or) breakdown only</p> <p>0 = None compliant to requirement</p>

3.5 TET MEMBER RESPONSIBILITIES

Table 6: TET Member Responsibilities

Mandatory Criteria Number	TET 1	TET 2	TET 3	TET 4
1	X	X	X	X
2	X	X	X	X
3	X	X	X	X
Qualitative Criteria Number	TET 1	TET 2	TET 3	TET 4
1	X	X	X	X
2	X	X	X	X
3	X	X	X	X

3.6 FORESEEN ACCEPTABLE / UNACCEPTABLE QUALIFICATIONS

3.6.1 Risks

Table 7: Acceptable Technical Risks

Risk	Description
1.	Electrical equipment capable to withstand larger or higher rated voltage or current. (Has same or better performance)

Table 8: Unacceptable Technical Risks

Risk	Description
1.	Exclusion of scope of work as specified in the Employers requirements
2.	Unreadable/Illegible documentation

3.6.2 Exceptions / Conditions

Table 9: Acceptable Technical Exceptions / Conditions




Risk	Description
1.	Accept deviation with technical qualification

Table 10: Unacceptable Technical Exceptions / Conditions

Risk	Description
1.	Deviation without technical qualification not accepted

4. AUTHORISATION

This document has been seen and accepted by:

Name	Designation	Signature
Riaan Grobler	Senior Technologist	
Steyn Drotsky	Electrical Engineering Manager	
Lisa Sew	Project Manager	

5. REVISIONS

Date	Rev.	Compiler	Remarks
07 May 2021	1	R Grobler	Original Issue
20 September 2022	2	R Grobler	TET Member Change, CIDB.
24 February 2023	3	R Grobler	Update of ECSA details

6. DEVELOPMENT TEAM

N/A

7. ACKNOWLEDGEMENTS

N/A

CONTROLLED DISCLOSURE

When downloaded from the EDMS, this document is uncontrolled and the responsibility rests with the user to ensure it is in line with the authorised version on the system.