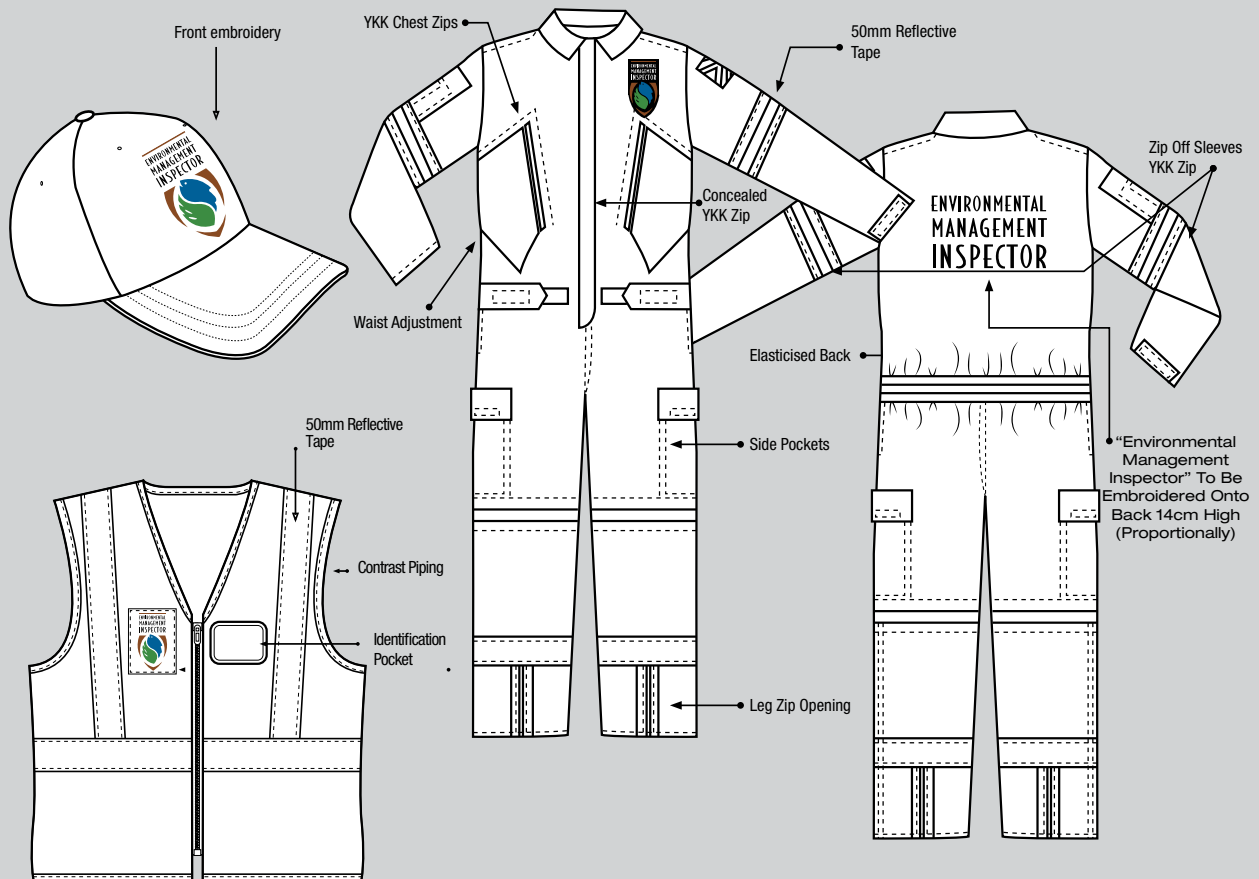




Province of the  
**EASTERN CAPE**  
ECONOMIC DEVELOPMENT,  
ENVIRONMENTAL AFFAIRS & TOURISM



# EMI Uniform : Technical Specifications Manual



# Contents

**Protective** ..... **Page 1**

1 Piece reflective conti suit  
1 Piece MX40  
Reflective conti suit jacket  
Reflective conti suit pant  
MX40 jacket  
MX40 pant  
Reflective vest

**Smart Casual** ..... **Page 13**

Golfers  
Fleece jacket  
Dry mac jacket  
Bodywarmer

**Formal** ..... **Page 27**

Shirts  
Blazers  
Pants  
Skirt  
Ties

**Field** ..... **Page 41**

Shirts  
Tech pants  
4x4 Trouser  
4x4 Short  
Sleeveless hunter jacket  
Bush jacket

**Headwear** ..... **Page 57**

Pre shaped foam peak  
Beanie  
Wide brim hat

**Logo type** ..... **Page 64**



Province of the  
**EASTERN CAPE**  
ECONOMIC DEVELOPMENT,  
ENVIRONMENTAL AFFAIRS & TOURISM

**ENVIRONMENTAL  
MANAGEMENT  
INSPECTORATE**

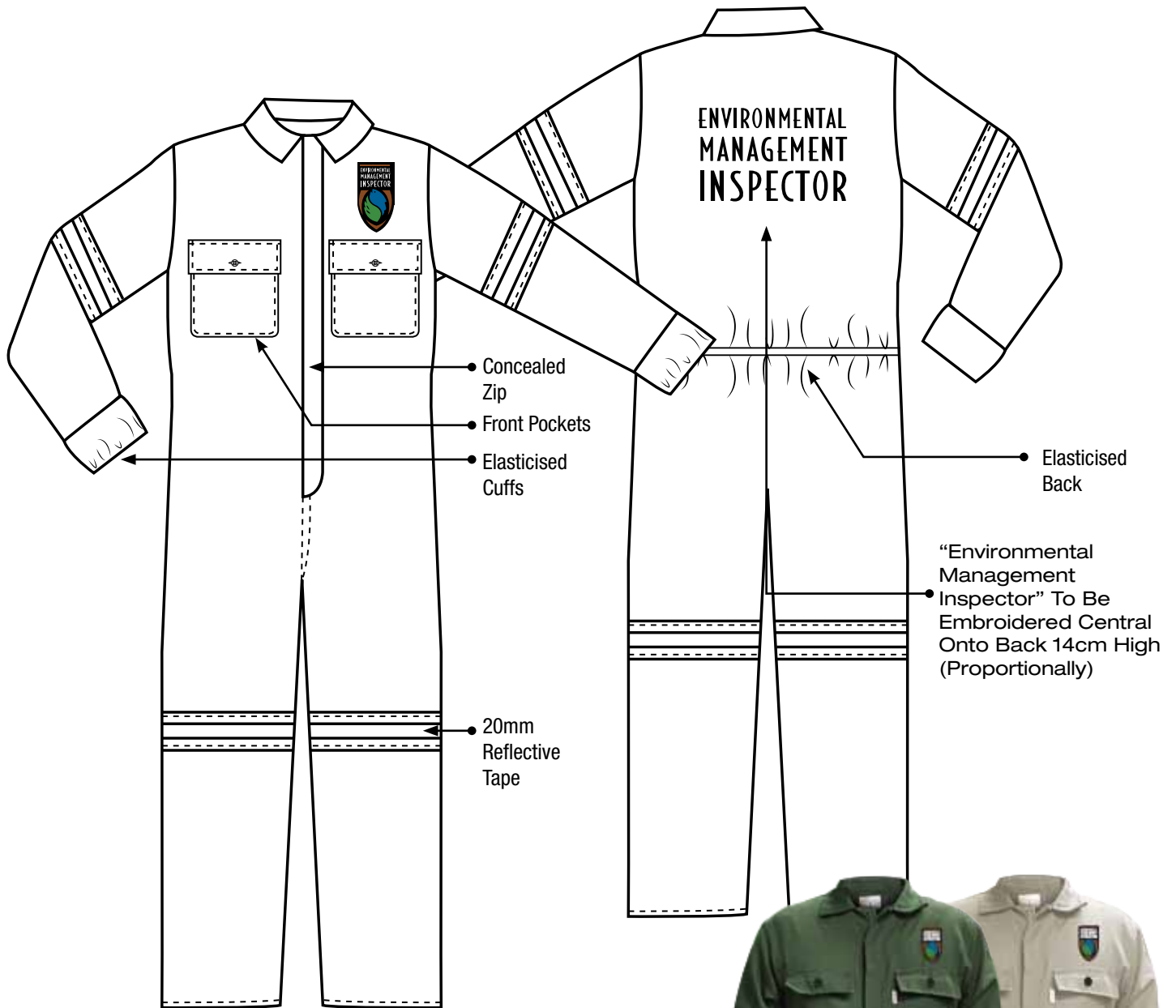


Protective



# 1 PIECE REFLECTIVE CONTI-SUIT

Acid resistant / Flame retardant



**FABRIC:** 77/23 Polyviscose Twill

**WEIGHT:** 230 gm2

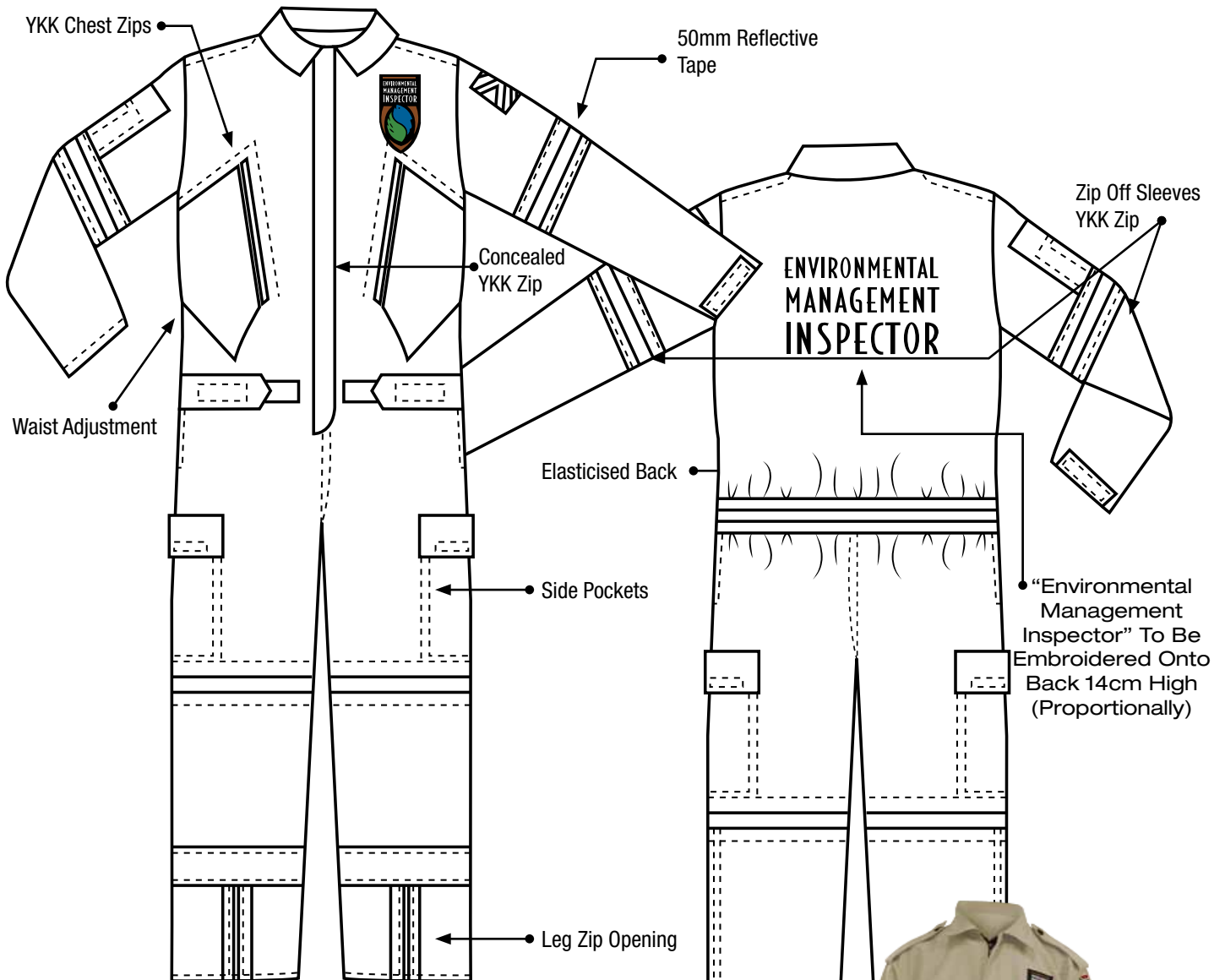
**SIZES:** S M L XL 2XL 3XL

**COLOURS:** Khaki (16-1106 TPX) / Olive (19-0419 TPX)

25mm reflective tape for increased visibility /  
Chemically treated to repel acid splashes, oil and water  
/ Triple needle stitching on all seams for extra strength /  
Concealed zip / Zip guard / Bar tacks on all stress points

# 1 PIECE MX40

Acid resistant / Flame retardant



**FABRIC:** 65% Polyester / 35% Viscose

**WEIGHT:** 200 gm2

**SIZES:** S M L XL 2XL 3XL

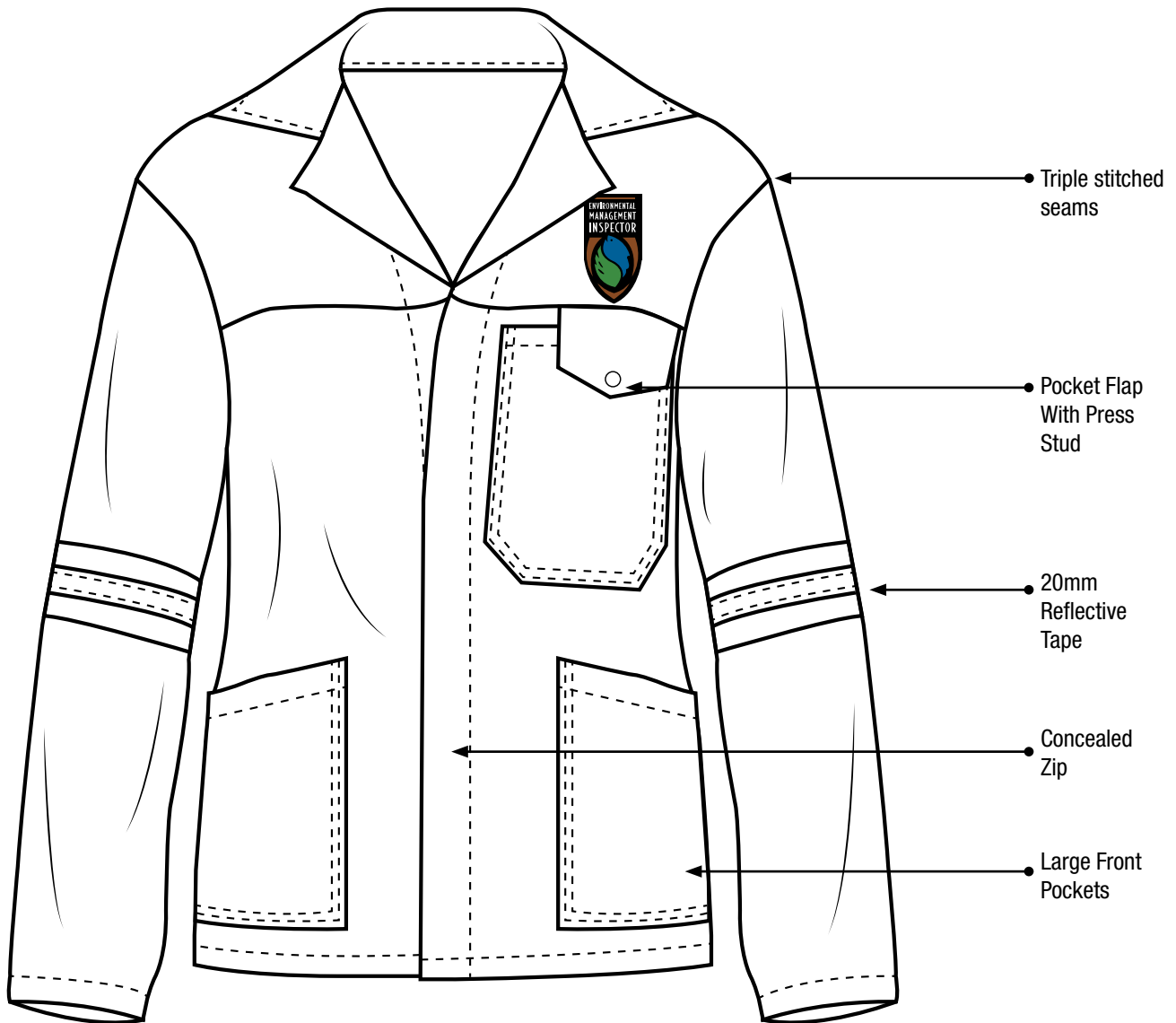
**COLOURS:** Khaki (16-1106 TPX)

Rip stop design / Chemically treated to repel acid splashes, oil and water / Triple needle stitching on all seams for extra strength Center / YKK chest zips / 50mm reflective tape for increased visibility / Concealed YKK Zip / Zip off sleeves / Half elasticised waistband for comfort



# REFLECTIVE CONTI-SUIT

Acid resistant / Flame retardant



## JACKET

**FABRIC:** 77/23 Polyviscose Twill

**WEIGHT:** 230 gm2

**SIZES:** S M L XL 2XL 3XL

**COLOURS:** Khaki (16-1106 TPX) / Olive (19-0419 TPX)

25mm reflective tape for increased visibility /  
Chemically treated to repel acid splashes, oil and water /  
Triple needle stitching on all seams for extra strength /  
Concealed zip / Side slits for ease of movement / Zip  
guard / Bar tacks on all stress points



# REFLECTIVE CONTI-SUIT

Acid resistant / Flame retardant



## PANT

**FABRIC:** 77/23 Polyviscose Twill

**WEIGHT:** 230 gm2

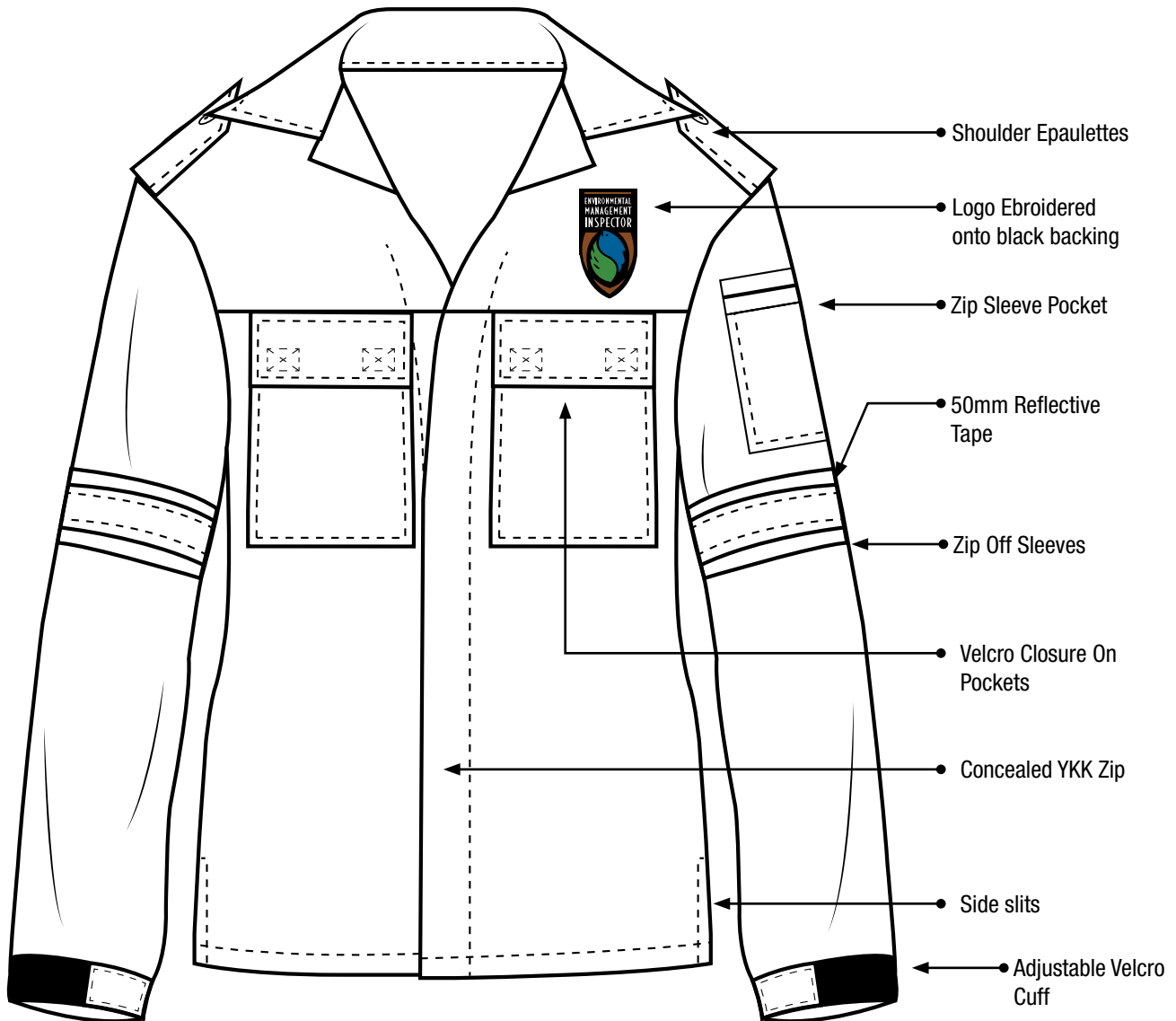
**SIZES:** S M L XL 2XL 3XL

**COLOURS:** Khaki (16-1106 TPX) / Olive (19-0419 TPX)

25mm reflective tape for increased visibility  
/ Chemically treated to repel acid splashes, oil and water /  
Triple needle stitching on all seams for extra strength / Half  
elasticised waistband for comfort / Ruler pocket / Concealed  
YKK zip / Bar tacks on all stress points

# MX40

Rip Stop design



## JACKET

**FABRIC:** 65% Polyester / 35% Viscose

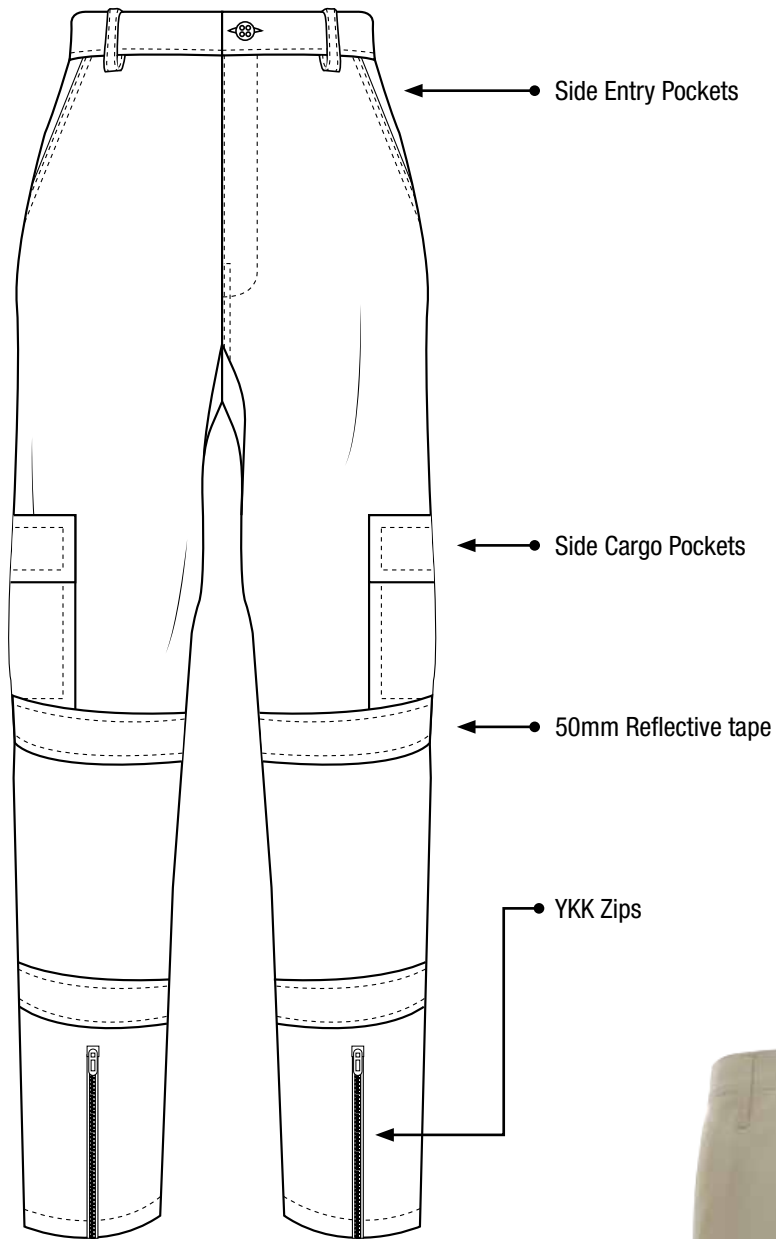
**WEIGHT:** 200 gm2

**SIZES:** S M L XL 2XL 3XL

**COLOURS:** Khaki (16-1106 TPX)

Chest pockets with velcro closure /  
Large front pockets for convenient storage / Concealed  
YKK Zip / Side slits for ease of movement / Bar tacks on  
stress points for extra strength





## PANT

**FABRIC:** 65% Polyester / 35% Viscose

**WEIGHT:** 200 gm2

**SIZES:** S M L XL 2XL 3XL

**COLOURS:** Khaki (16-1106 TPX)

Rip stop design / Large side entry pockets / Side cargo pockets / YKK Zips / Bar tacks on stress points for extra strength / Reflective tape

ENVIRONMENTAL  
MANAGEMENT  
INSPECTOR

14CM

ENVIRONMENTAL  
MANAGEMENT  
INSPECTOR

14CM

FRONT EMBROIDERY





10 CM (INCLUDING  
BACKING)


**"ENVIRONMENTAL MANAGEMENT INSPECTOR"**

WORD COLOUR TO BE **BLACK** AGAINST KHAKI  
FABRIC & **WHITE** AGAINST OLIVE FABRIC.

PANTONE COLOURS

 GREEN  
PANTONE 362 C  
C 70 / M 10 / Y 100 / K 0  
R 41 / G 153 / B 38

 BLUE  
PANTONE 307 C  
C 100 / M 10 / Y 0 / K 20  
R 0 / G 120 / B 171

 BROWN  
PANTONE 7512 C  
C 10 / M 60 / Y 100 / K 30  
R 153 / G 89 / B 5



Province of the  
**EASTERN CAPE**  
ECONOMIC DEVELOPMENT,  
ENVIRONMENTAL AFFAIRS & TOURISM

**ENVIRONMENTAL  
MANAGEMENT  
INSPECTORATE**

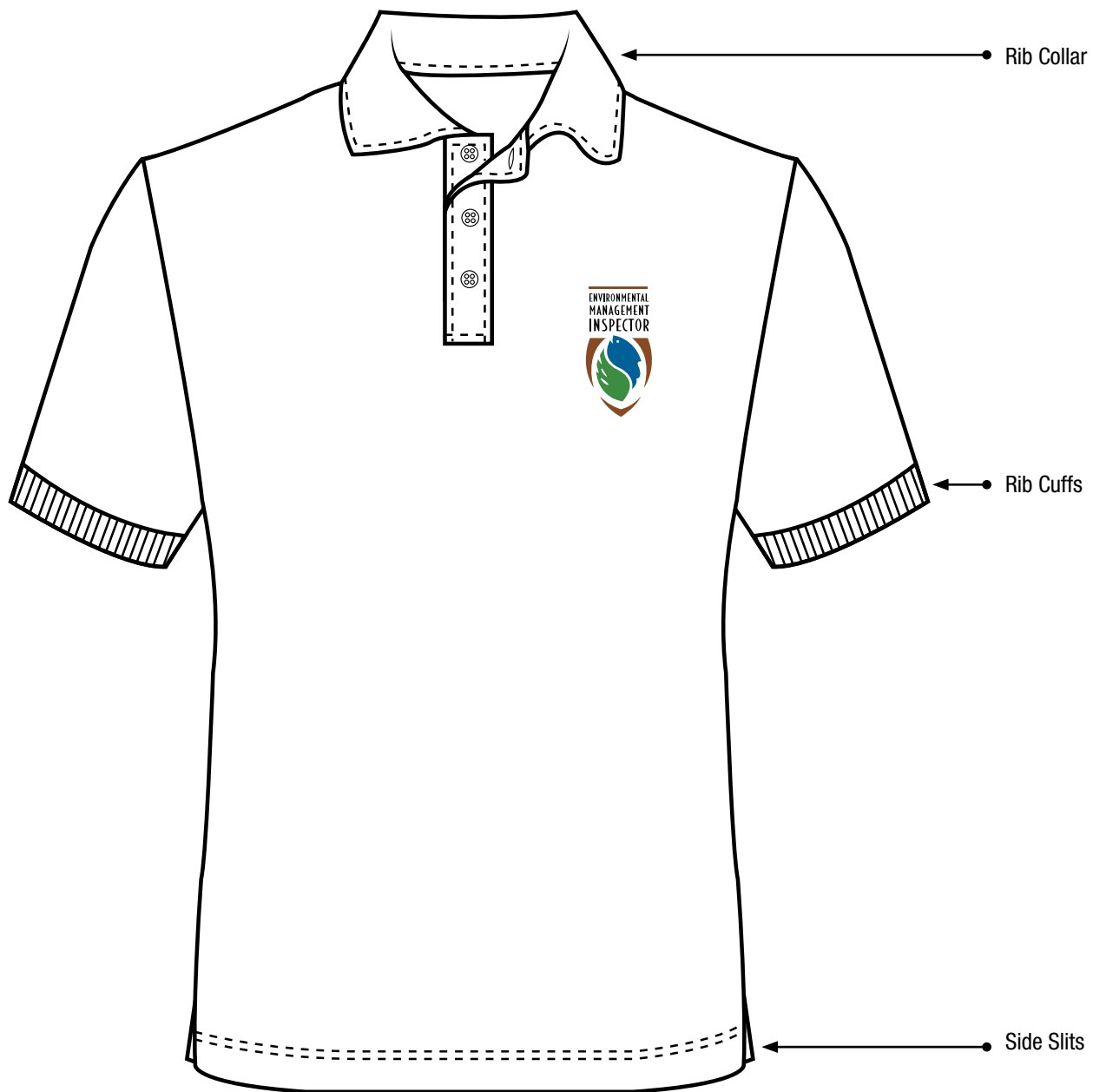


Smart  
Casual



# MEN'S S/S GOLFER

100% cotton pique knit



**FABRIC:** 100% Cotton Pique Knit

**WEIGHT:** 220 gm2

**SIZES:** S M L XL 2XL

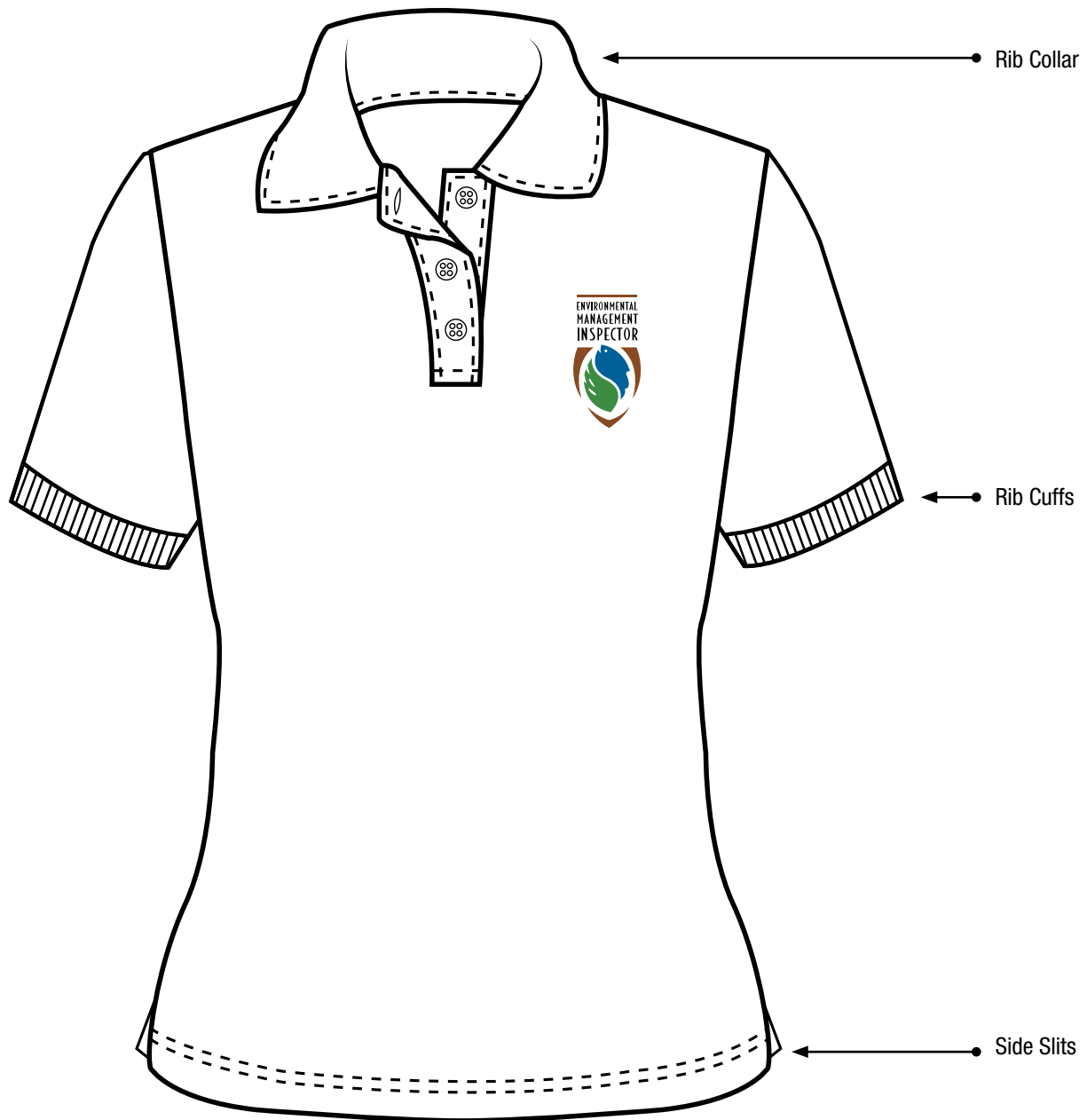
**COLOURS:** Black / White

Rib collar / Side slits with bar tacks / Regular fit for comfort / Top stitching on the arm holes and shoulder seams



# LADIES S/S GOLFER

100% cotton pique knit



**FABRIC:** 100% Cotton Pique Knit

**WEIGHT:** 220 gm2

**SIZES:** S M L XL 2XL


**COLOURS:** Black / White

Rib collar / Side slits with bar tacks / Regular fit for comfort /  
Top stitching on the arm holes and shoulder seams



# MEN'S S/S GOLFER WITH PIPING

100% cotton pique knit



**FABRIC:** 100% Cotton piqué knit

**WEIGHT:** 180 gm2

**SIZES:** S M L XL 2XL

**COLOURS:** Black / White

1x1 rib knit collar / Contrast colour neck tape / button placket / Contrast piping on sleeves and body



# LADIES S/S GOLFER WITH PIPING

100% cotton pique knit



**FABRIC:** 100% Cotton piqué knit

**WEIGHT:** 180 gm2

**SIZES:** S M L XL 2XL


**COLOURS:** Black / White

1x1 rib knit collar / Contrast colour neck tape / button placket / Contrast piping on sleeves and body



# MEN'S L/S GOLFER

100% cotton pique knit



**FABRIC:** 100% Cotton Pique Knit

**WEIGHT:** 220 gm2

**SIZES:** S M L XL 2XL


**COLOURS:** Black / White

Rib collar / Side slits with bar tacks / Regular fit for comfort /  
Top stitching on the arm holes and shoulder seams



# LADIES L/S GOLFER

100% cotton pique knit



**FABRIC:** 100% Cotton Pique Knit

**WEIGHT:** 220 gm2

**SIZES:** S M L XL 2XL

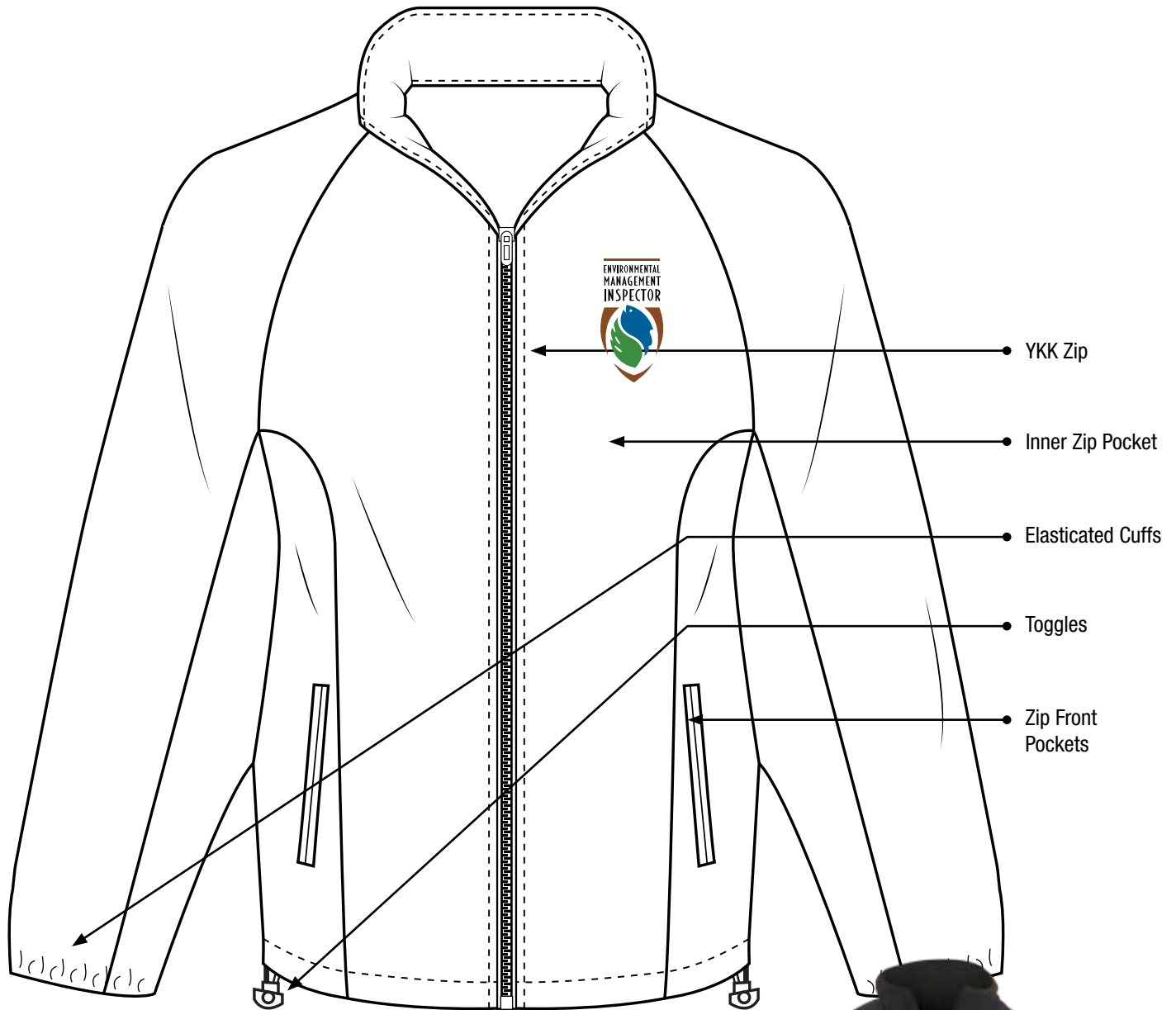
**COLOURS:** Black / White

Rib collar / Side slits with bar tacks / Regular fit for comfort /  
Top stitching on the arm holes and shoulder seams



# MEN'S FLEECE JACKET

100% Polyester polar fleece



**FABRIC:** 100% Polyester Polar Fleece

**WEIGHT:** 320 gm2

**SIZES:** S M L XL 2XL

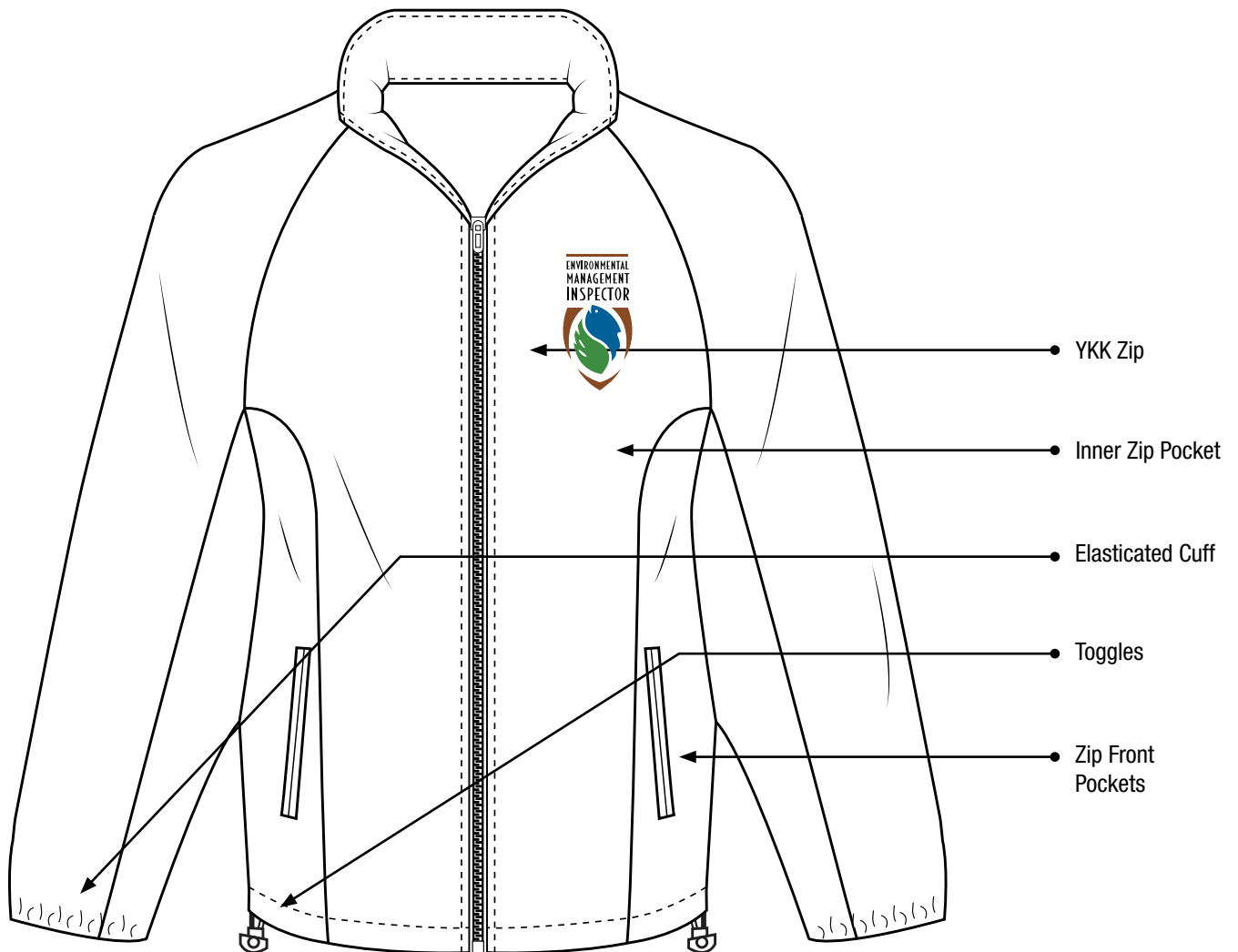
**COLOURS:** Black

Heavy weight polar fleece with lining / Side pockets /  
Toggles with Petersham tape to secure toggles to  
prevent snagging



# LADIES FLEECE JACKET

100% Polyester polar fleece



**FABRIC:** 100% Polyester Polar Fleece

**WEIGHT:** 320 gm2

**SIZES:** S M L XL 2XL

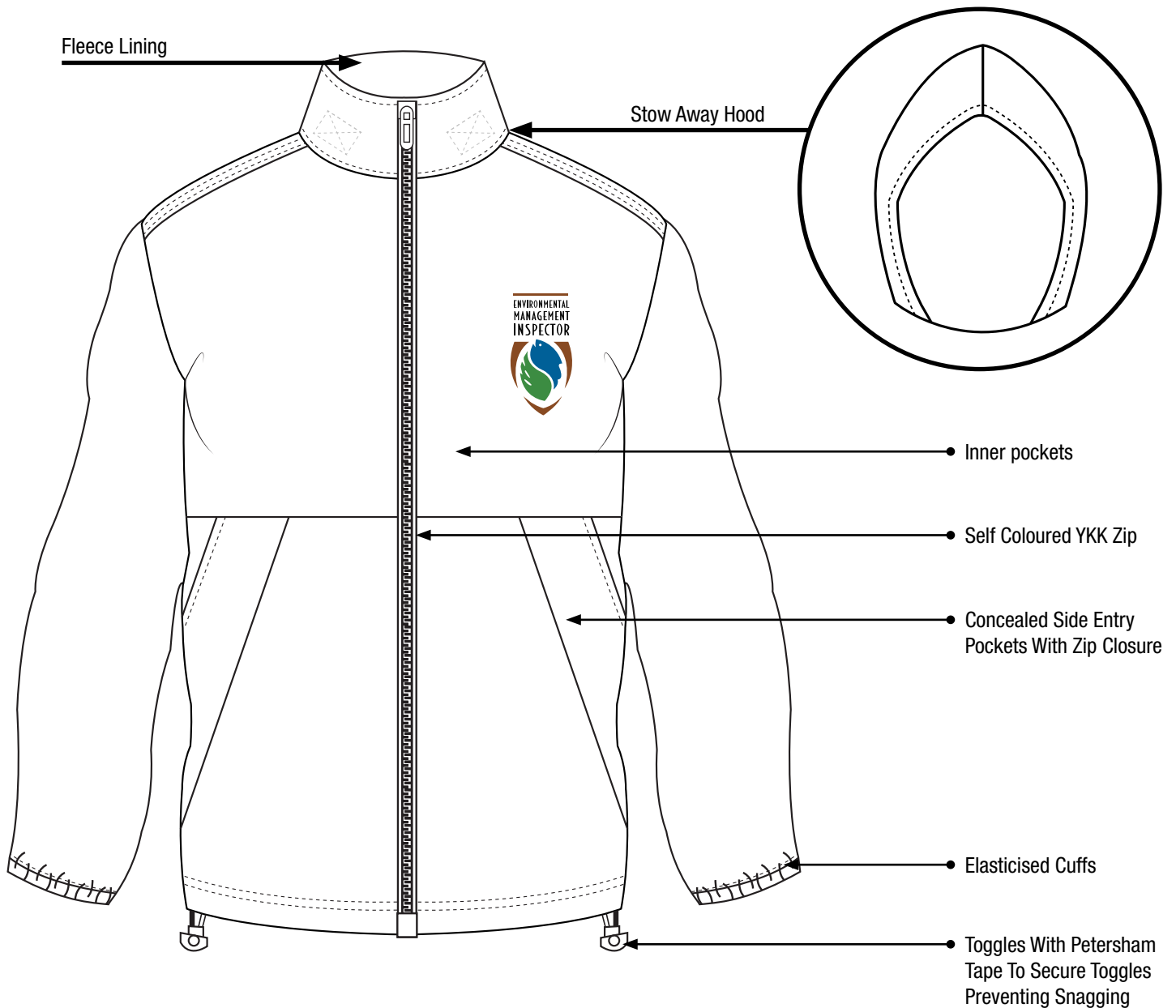
**COLOURS:** Black

Heavy weight polar fleece with lining / Side pockets / Toggles with Petersham tape to secure toggles to prevent snagging



# DRY MAC JACKET

Water resistant



**FABRIC:** Water Resistant Polyester/Polar Fleece Lining

**WEIGHT:** 140gm<sup>2</sup>/ 270gm<sup>2</sup>

**SIZES:** S M L XL 2XL

**COLOURS:** Black


Water resistant / Self colour polar fleece lining / Concealed side entry pockets with zip closure / Concealed cellphone pocket / Inner chest and back safety pockets / Elasticised cuffs / Stow away hood (fits into collar with hook and loop) / Toggles with Petersham tape to secure toggles to prevent snagging / YKK zip with puller / Heat sealed seams for improved water resistance



**“ENVIRONMENTAL MANAGEMENT INSPECTOR”**

WORD COLOUR TO BE **BLACK** AGAINST WHITE

FABRIC & **WHITE** AGAINST BLACK FABRIC.



PANTONE COLOURS



GREEN  
PANTONE 362 C  
C 70 / M 10 / Y 100 / K 0  
R 41 / G 153 / B 38



BLUE  
PANTONE 307 C  
C 100 / M 10 / Y 0 / K 20  
R 0 / G 120 / B 171



BROWN  
PANTONE 7512 C  
C 10 / M 60 / Y 100 / K 30  
R 153 / G 89 / B 5

# MEN'S BODYWARMER

100% Polyester Ripstop



**FABRIC:** 100% Polyester Ripstop

**WEIGHT:** 280 gm2

**SIZES:** S M L XL 2XL

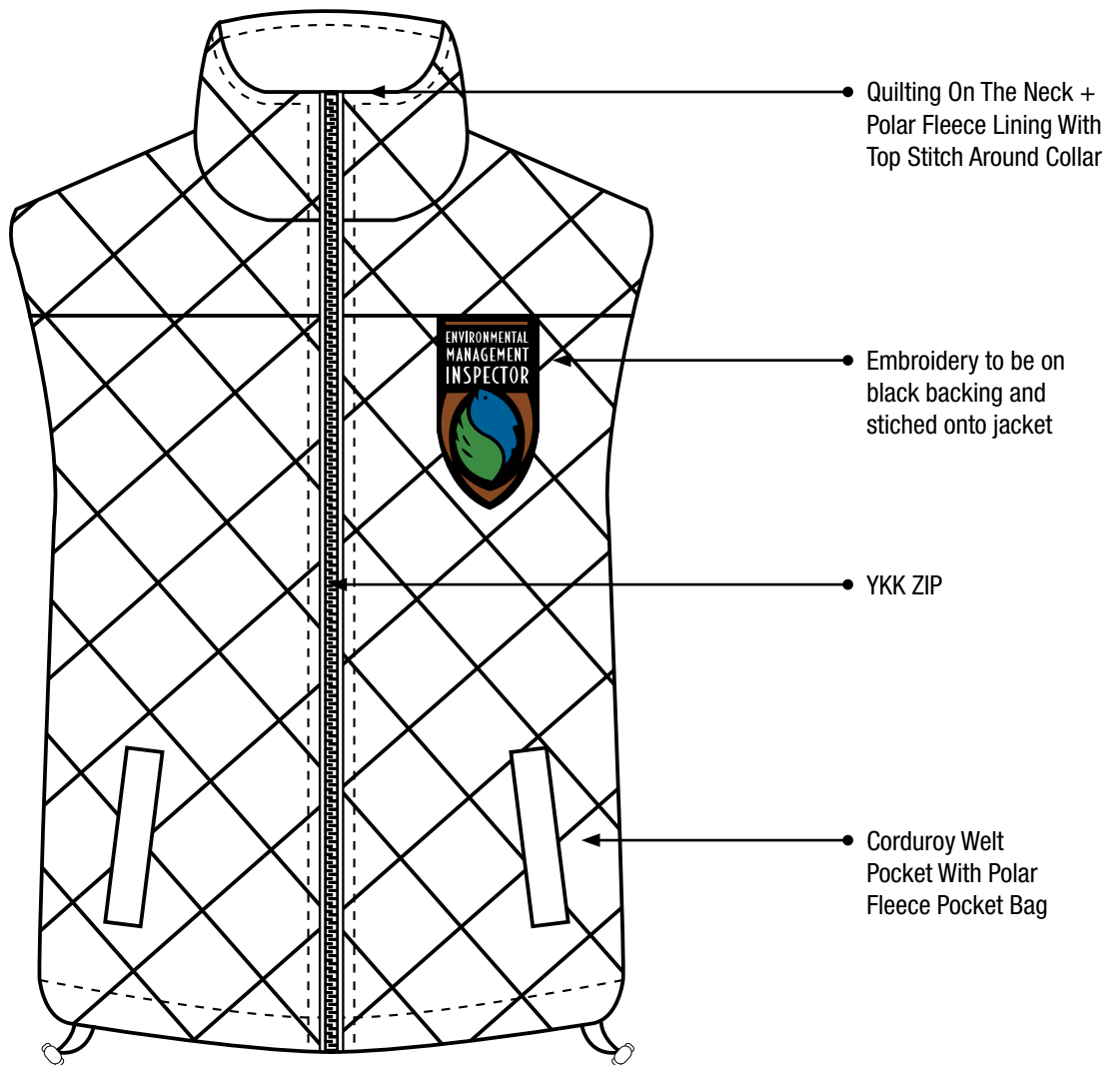
**COLOURS:** Black

Diamond quilted ripstop / Fleece collar and pocket lining / Corduroy trims / Draw cord in hem with adjustable toggles with safety catch / Front welt pockets, concealed chest pocket and safety pocket



# LADIES BODYWARMER

100% Polyester Ripstop



**FABRIC:** 100% Polyester Ripstop

**WEIGHT:** 280 gm2

**SIZES:** S M L XL 2XL

**COLOURS:** Black

Women's fit with curved hem / Diamond quilted ripstop / Fleece collar and pocket lining / Corduroy trims / Front welt pockets, concealed chest pocket and safety pocket



**SLEEVELESS BODYWARMER  
EMBROIDERY DETAILS**

FRONT EMBROIDERY



10 CM (INCLUDING  
BACKING)

**PANTONE COLOURS**



GREEN  
PANTONE 362 C  
C 70 / M 10 / Y 100 / K 0  
R 41 / G 153 / B 38



BLUE  
PANTONE 307 C  
C 100 / M 10 / Y 0 / K 20  
R 0 / G 120 / B 171



BROWN  
PANTONE 7512 C  
C 10 / M 60 / Y 100 / K 30  
R 153 / G 89 / B 5



Province of the  
**EASTERN CAPE**  
ECONOMIC DEVELOPMENT,  
ENVIRONMENTAL AFFAIRS & TOURISM

**ENVIRONMENTAL  
MANAGEMENT  
INSPECTORATE**

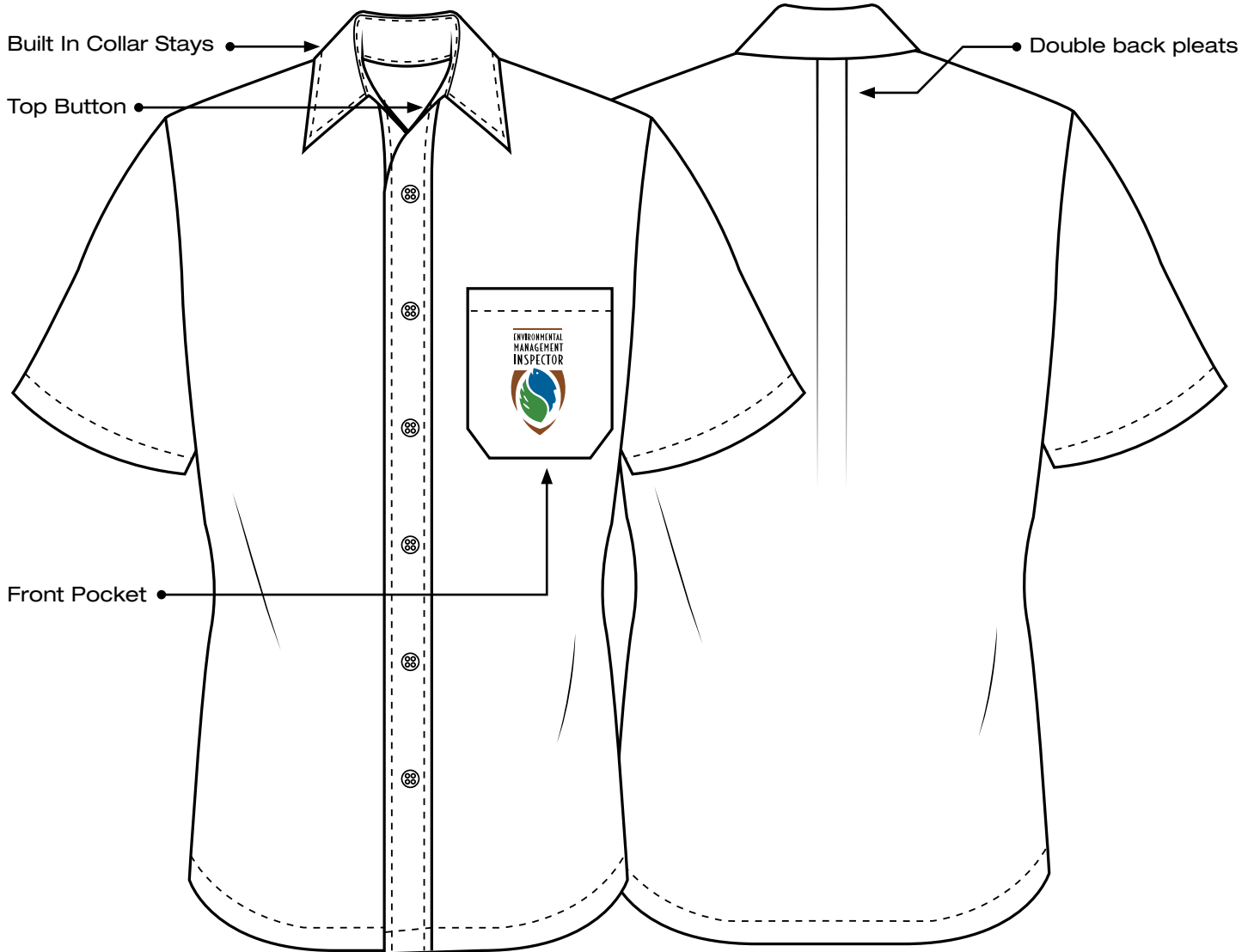


Formal



# MEN'S FORMAL S/S SHIRT

Polycotton poplin



**FABRIC:** 65/35 Polycotton Poplin

**WEIGHT:** 105 gm2

**SIZES:** S M L XL 2XL

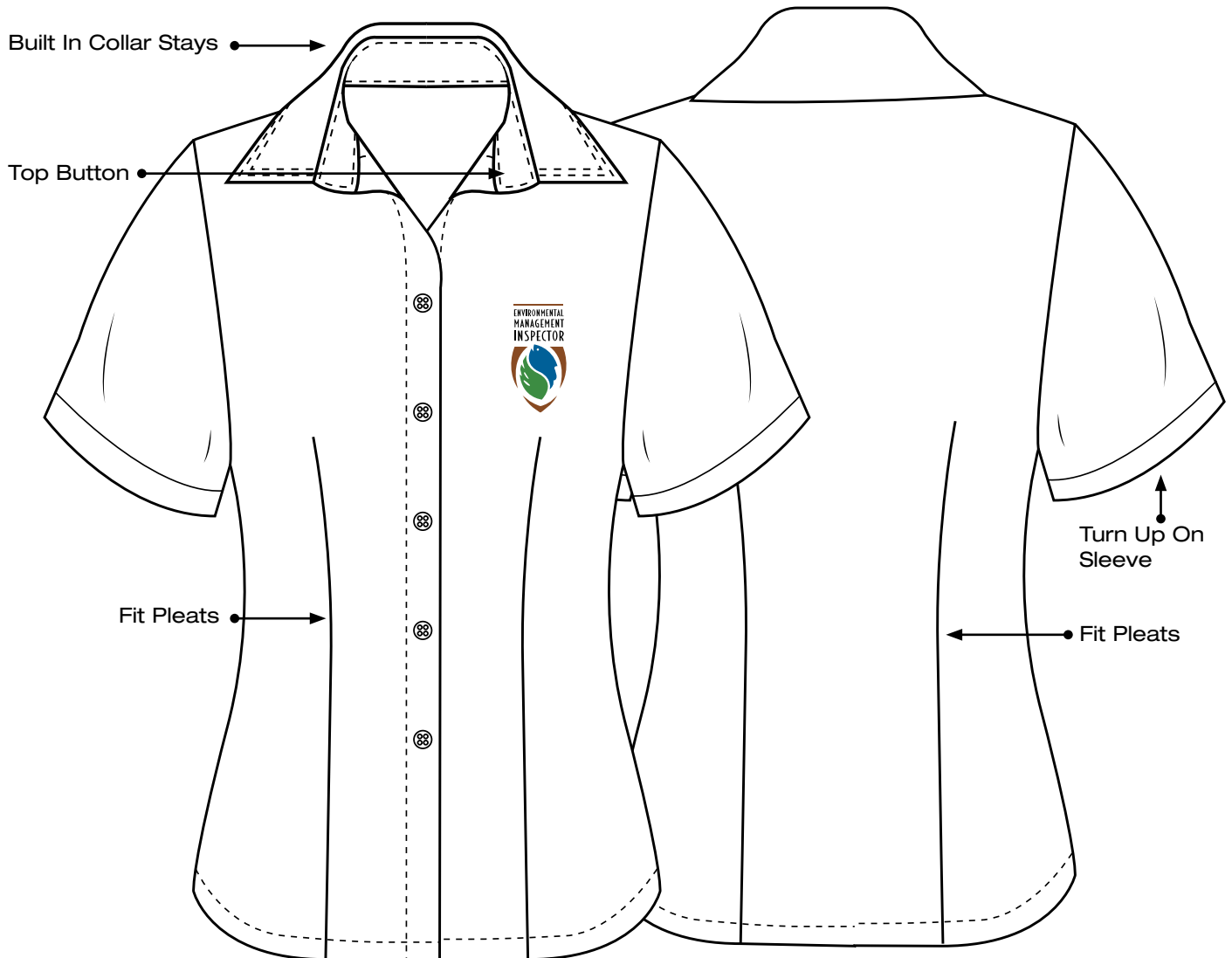
**COLOURS:** Black / White

Double back pleats for ease of movement / Button down front / Built in collar stays / Chest pocket / Top stitching on yoke, shoulder and armholes for added strength / Posted side seams



# LADIES FORMAL S/S SHIRT

Polycotton poplin



**FABRIC:** 65/35 Polycotton Poplin

**WEIGHT:** 105 gm2

**SIZES:** S M L XL 2XL

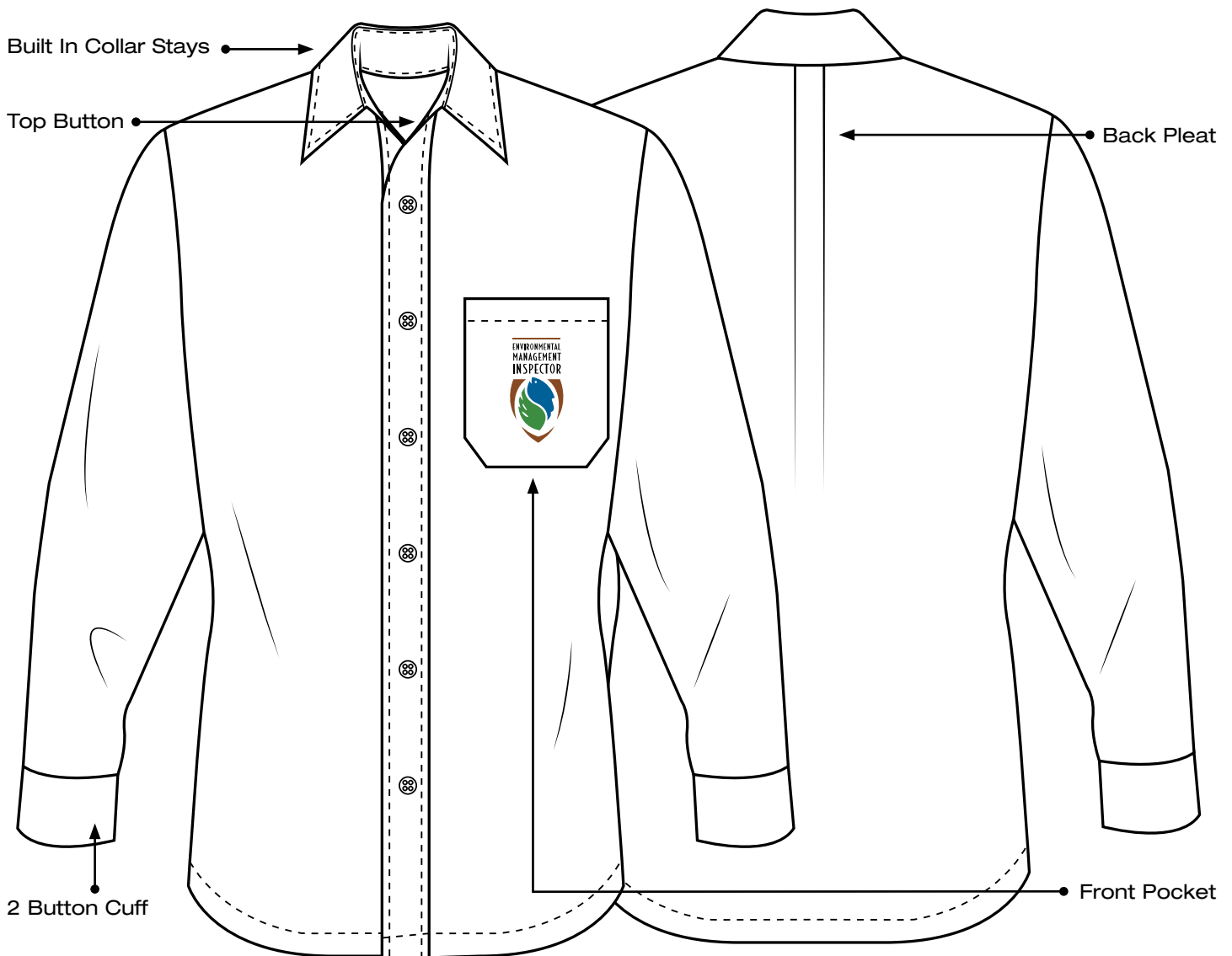
**COLOURS:** Black / White

Single side pleats / Button down front / Built in collar stays / Top stitching on yoke, shoulder and armholes for added strength / Turn up on sleeve



# MEN'S FORMAL L/S SHIRT

Polycotton poplin



**FABRIC:** 65/35 Polycotton Poplin

**WEIGHT:** 105 gm2

**SIZES:** S M L XL 2XL

**COLOURS:** Black / White

Double back pleats for ease of movement / Button down front / Built in collar stays / Chest pocket / Top stitching on yoke, shoulder and armholes for added strength / Posted side seams / 2 Button cuff



# LADIES FORMAL L/S SHIRT

Polycotton poplin



**FABRIC:** 65/35 Polycotton Poplin

**WEIGHT:** 105 gm2

**SIZES:** S M L XL 2XL

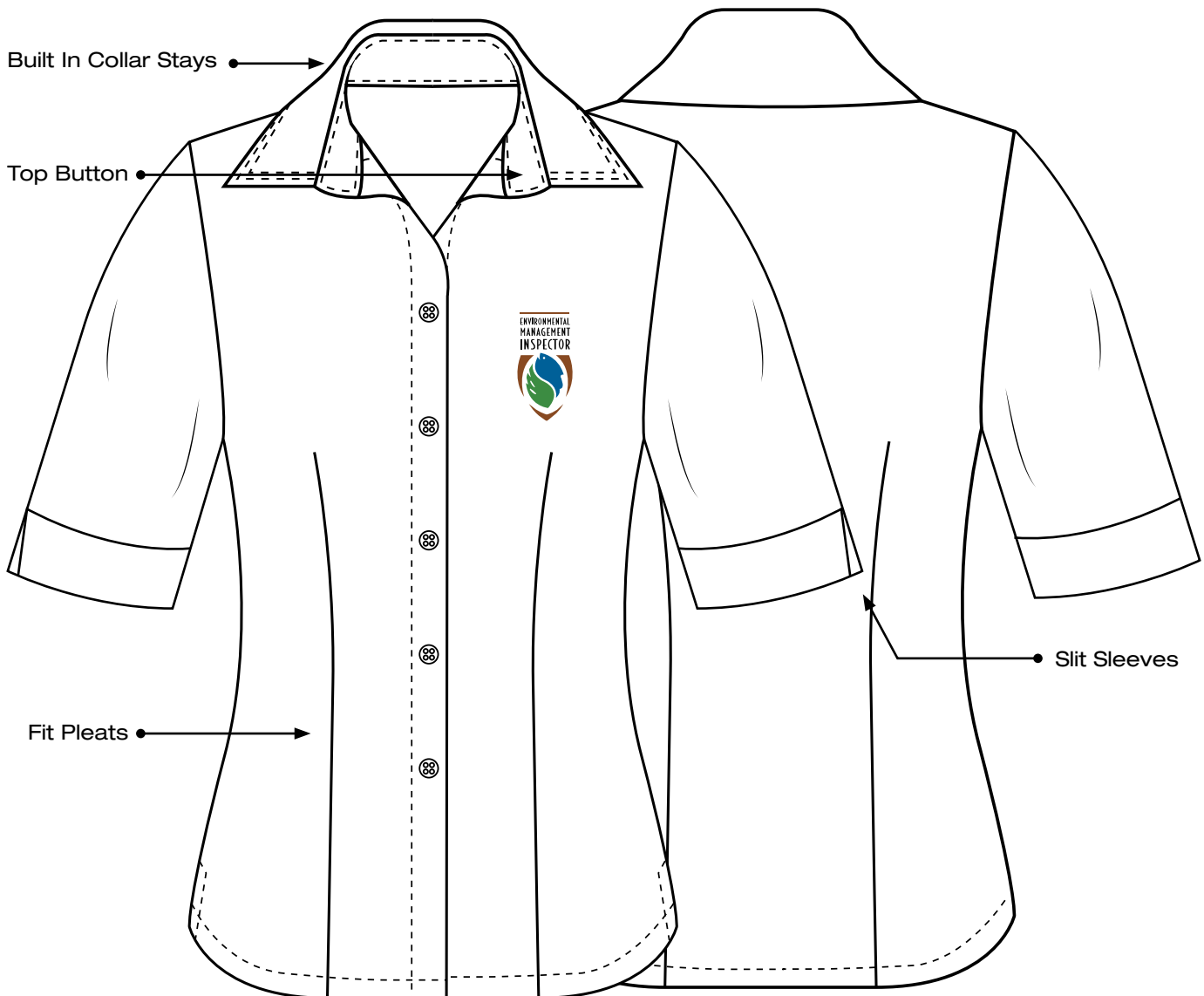
**COLOURS:** Black / White

Single side pleats / Button down front / Built in collar stays / Top stitching on yoke, shoulder and armholes for added strength



# LADIES FORMAL 3/4 SLEEVE SHIRT

Polycotton poplin



**FABRIC:** 65/35 Polycotton Poplin

**WEIGHT:** 105 gm2

**SIZES:** S M L XL 2XL


**COLOURS:** Black / White

Single side pleats / Button down front / Built in collar stays / Top stitching on yoke, shoulder and armholes for added strength



# MENS BLAZER

100% Polyester



**FABRIC:** Mini matt - 100% Polyester

**WEIGHT:** 230 gm2

**SIZES:** S M L XL 2XL

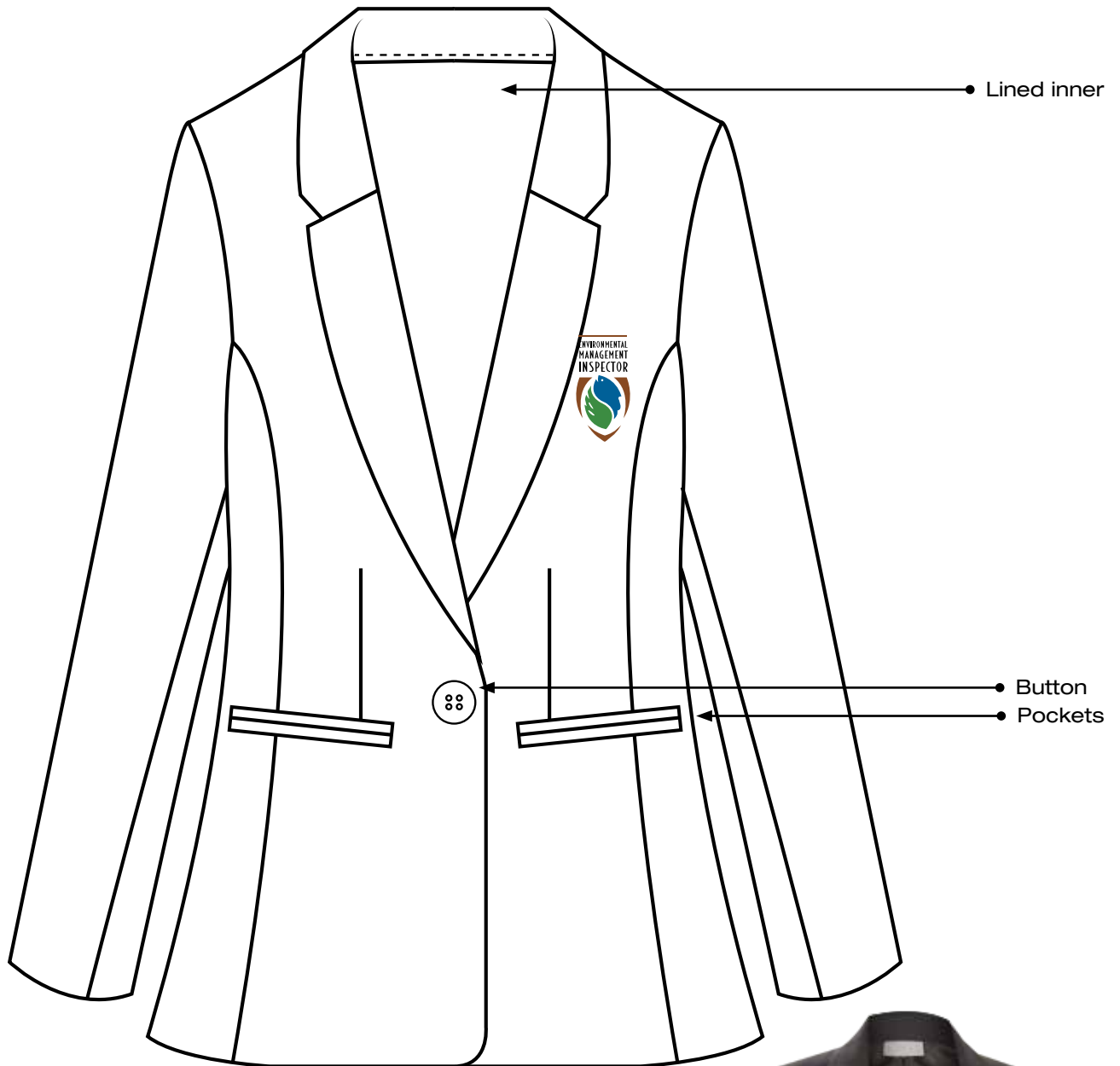
**COLOURS:** Black

Fully lined / Jetted pockets / Inner pockets / High quality mini matt fabric with wash & wear properties



# LADIES BLAZER

100% Polyester



**FABRIC:** Mini matt - 100% Polyester

**WEIGHT:** 230 gm2

**SIZES:** S M L XL 2XL

**COLOURS:** Black


Fully lined / Jetted pockets / High quality mini matt fabric with wash & wear properties



FORMAL WEAR  
EMBROIDERY DETAILS

**"ENVIRONMENTAL MANAGEMENT INSPECTOR"**

WORD COLOUR TO BE **BLACK** AGAINST WHITE  
FABRIC & **WHITE** AGAINST BLACK FABRIC.



PANTONE COLOURS



GREEN  
PANTONE 362 C  
C 70 / M 10 / Y 100 / K 0  
R 41 / G 153 / B 38



BLUE  
PANTONE 307 C  
C 100 / M 10 / Y 0 / K 20  
R 0 / G 120 / B 171

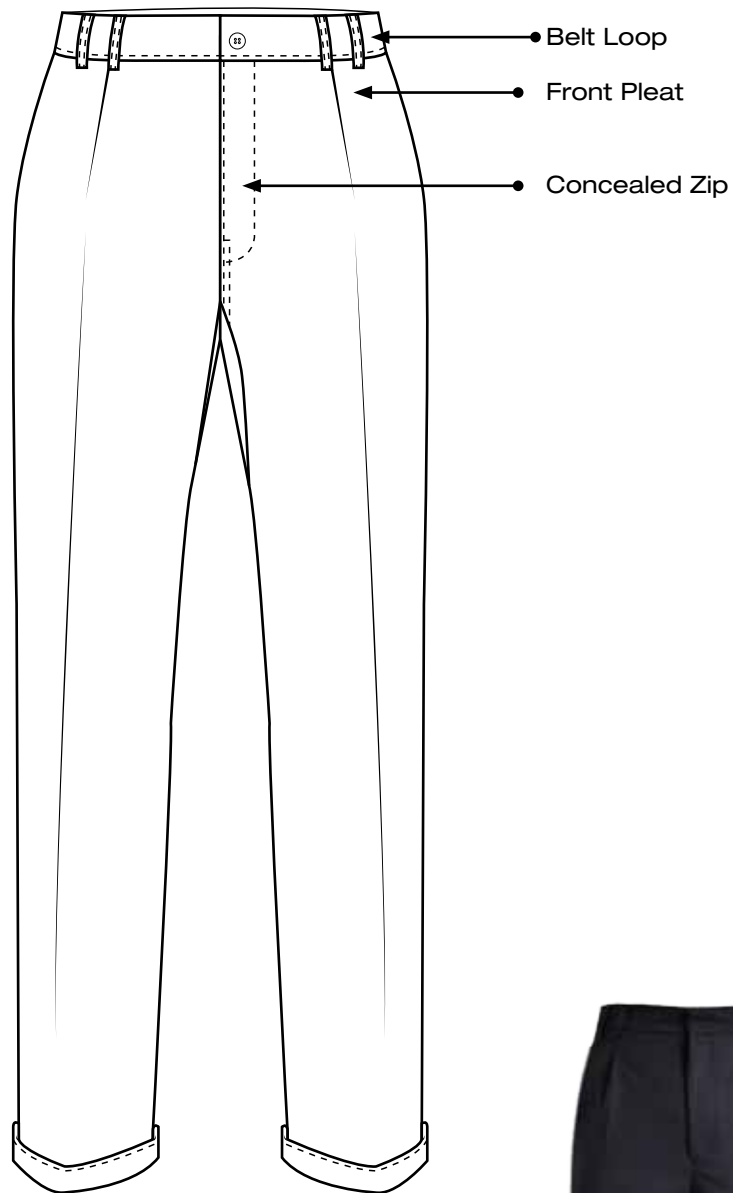


BROWN  
PANTONE 7512 C  
C 10 / M 60 / Y 100 / K 30  
R 153 / G 89 / B 5

# MEN'S PLEATED FORMAL TROUSER

100% Polyester

---



**FABRIC:** Mini matt - 100% Polyester

-----  
**WEIGHT:** 230 gm2

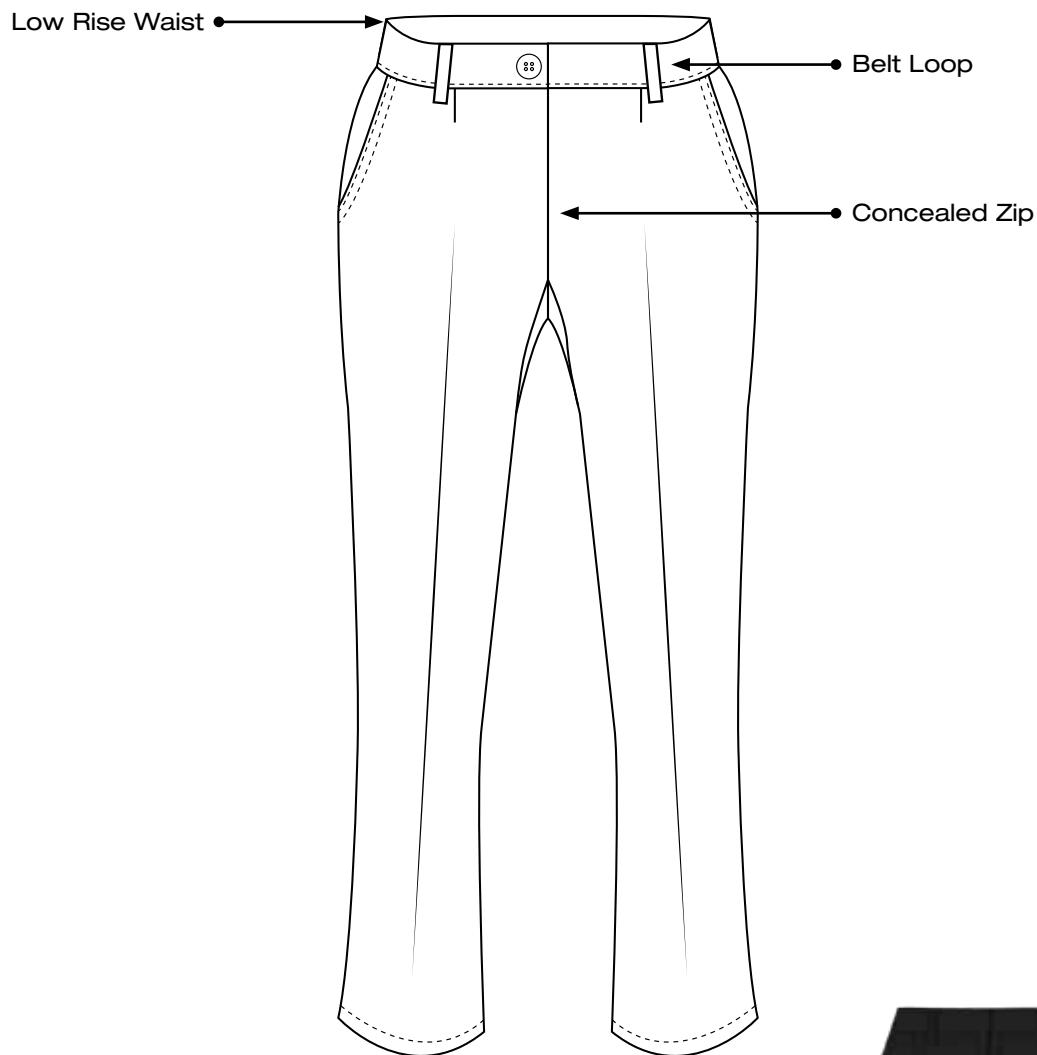
-----  
**SIZES:** S M L XL 2XL

-----  
**COLOURS:** Black

-----  
Regular fit / Back pocket / Front pleat / High quality mini  
matt fabric with wash & wear properties

# LADIES FORMAL TROUSER

100% Polyester



**FABRIC:** Mini matt - 100% Polyester

**WEIGHT:** 230 gm2

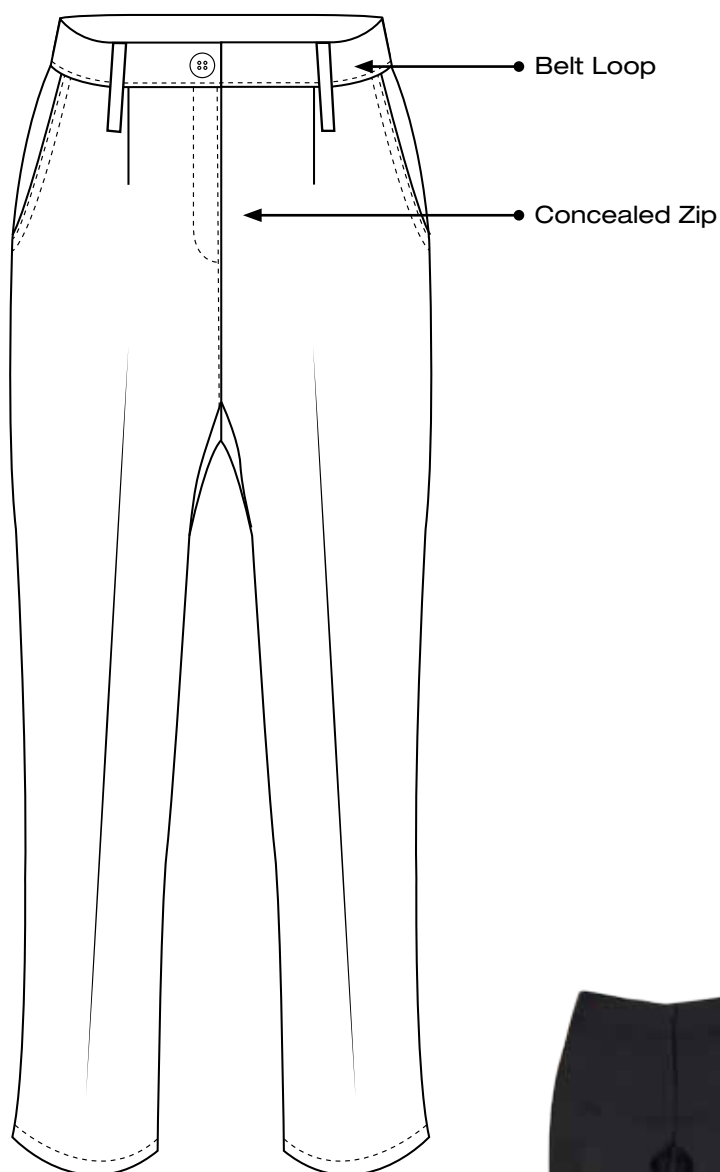
**SIZES:** S M L XL 2XL

**COLOURS:** Black

Low rise waist / Back pocket / Front pleat / High quality mini matt fabric with wash & wear properties

# LADIES STRAIGHT LEG FORMAL TROUSER

100% Polyester



**FABRIC:** Mini matt - 100% Polyester

**WEIGHT:** 230 gm2

**SIZES:** S M L XL 2XL

**COLOURS:** Black

Slightly tapered leg with front and back darts / Narrow waistband with belt loops / Side pockets. / High quality mini matt fabric with wash & wear properties

# LADIES SKIRT

100% Polyester



**FABRIC:** Mini matt - 100% Polyester

**WEIGHT:** 230 gm2

**SIZES:** S M L XL 2XL

**COLOURS:** Black

Easy care, non-crease, non-iron fabric / Invert pleat detail on front and back / YKK zip



# MEN'S / LADIES TIES

100% Polyester



Mens



Ladies

**FABRIC:** Mini matt - 100% Polyester

**WEIGHT:** 230 gm2

**COLOURS:** Black



EMI LOGO TO BE  
SUBLIMATED ONTO  
TIE.

5.5CM




Province of the  
**EASTERN CAPE**  
ECONOMIC DEVELOPMENT,  
ENVIRONMENTAL AFFAIRS & TOURISM

**ENVIRONMENTAL  
MANAGEMENT  
INSPECTORATE**




Field wear



# MEN'S FIELD SHIRT WITH EPAULETTES

100% Cotton twill



**FABRIC:** 100% Cotton twill

**WEIGHT:** 235 gm2

**SIZES:** S M L XL 2XL

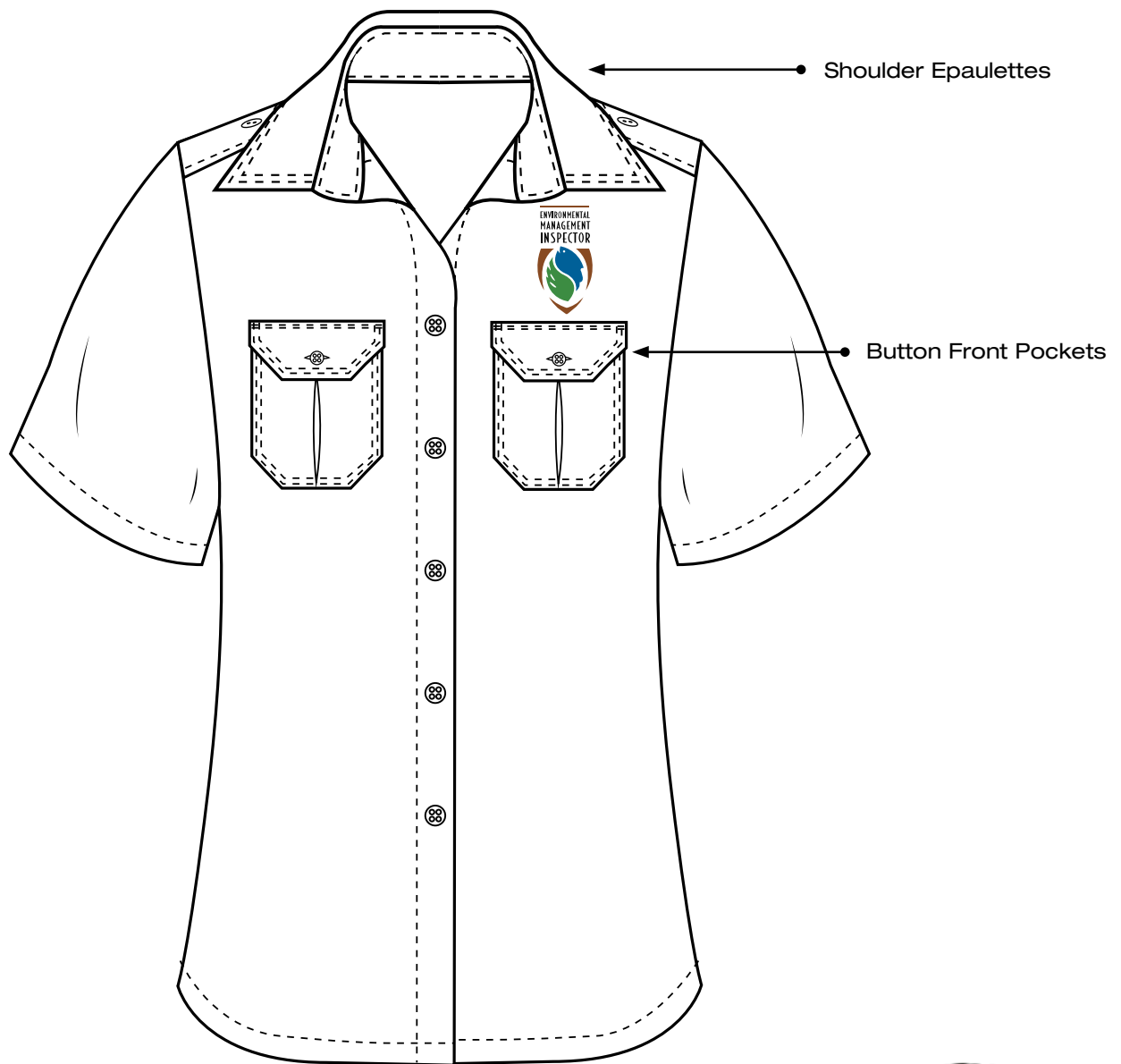
**COLOURS:** Khaki (16-1106 TPX) / Olive (19-0419 TPX)

Short sleeve full button shirt / Two front pockets



# LADIES FIELD SHIRT WITH EPAULETTES

100% Cotton twill



**FABRIC:** 100% Cotton twill

**WEIGHT:** 235 gm2

**SIZES:** S M L XL 2XL

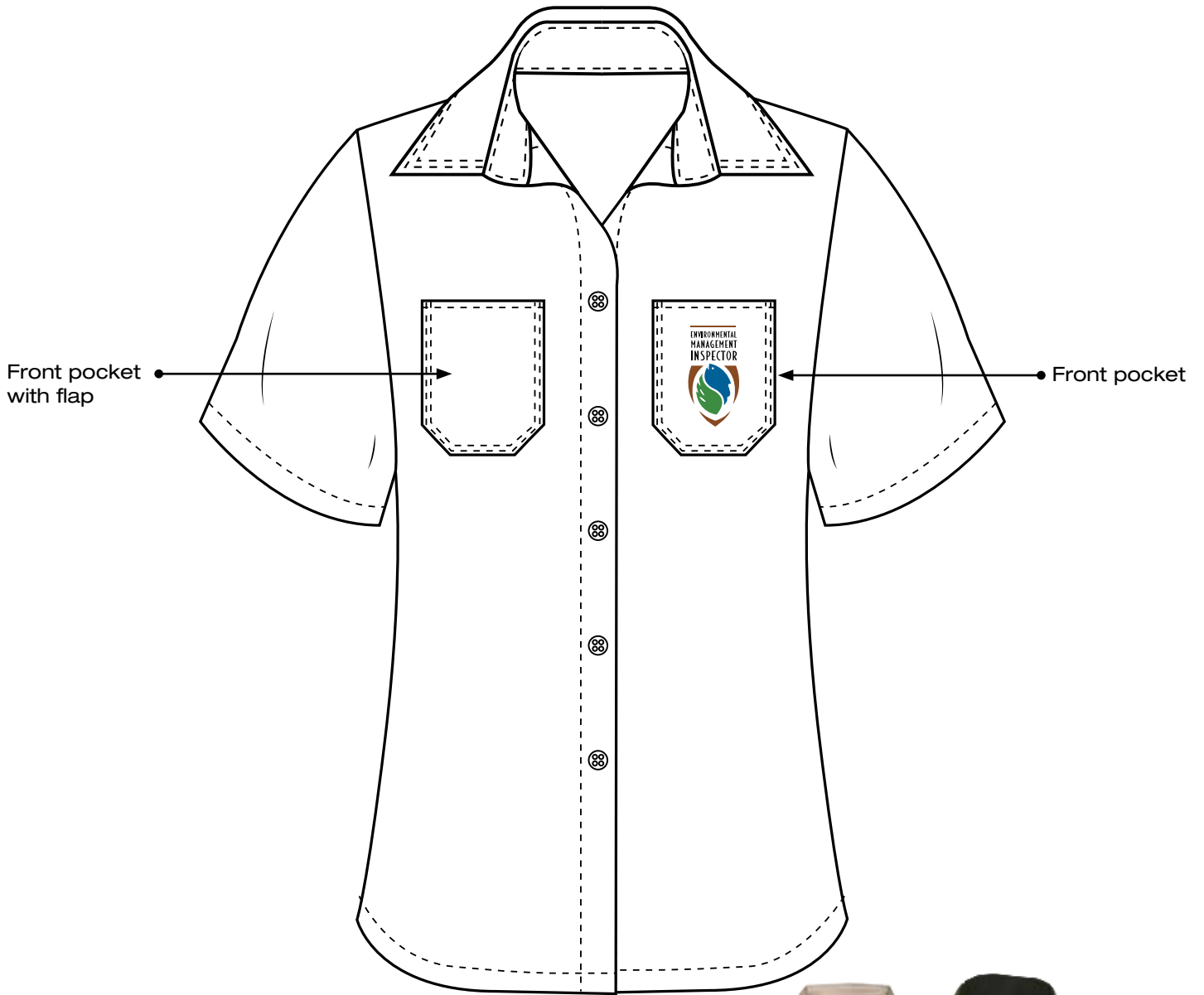
**COLOURS:** Khaki (16-1106 TPX) / Olive (19-0419 TPX)

Short sleeve full button shirt / Two front pockets



# LADIES FIELD SHIRT

100% Cotton twill



**FABRIC:** 100% Cotton twill

**WEIGHT:** 235 gm2

**SIZES:** S M L XL 2XL

**COLOURS:** Khaki (16-1106 TPX) / Olive (19-0419 TPX)

Short sleeve full button shirt / Two front pockets

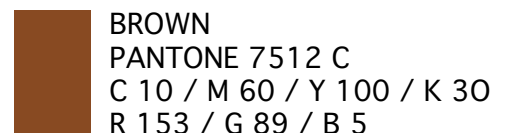
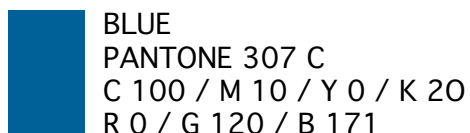
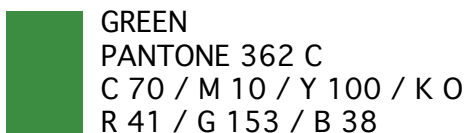


**“ENVIRONMENTAL MANAGEMENT INSPECTOR”**

WORD COLOUR TO BE **BLACK** AGAINST KHAKI  
FABRIC & **WHITE** AGAINST OLIVE FABRIC.

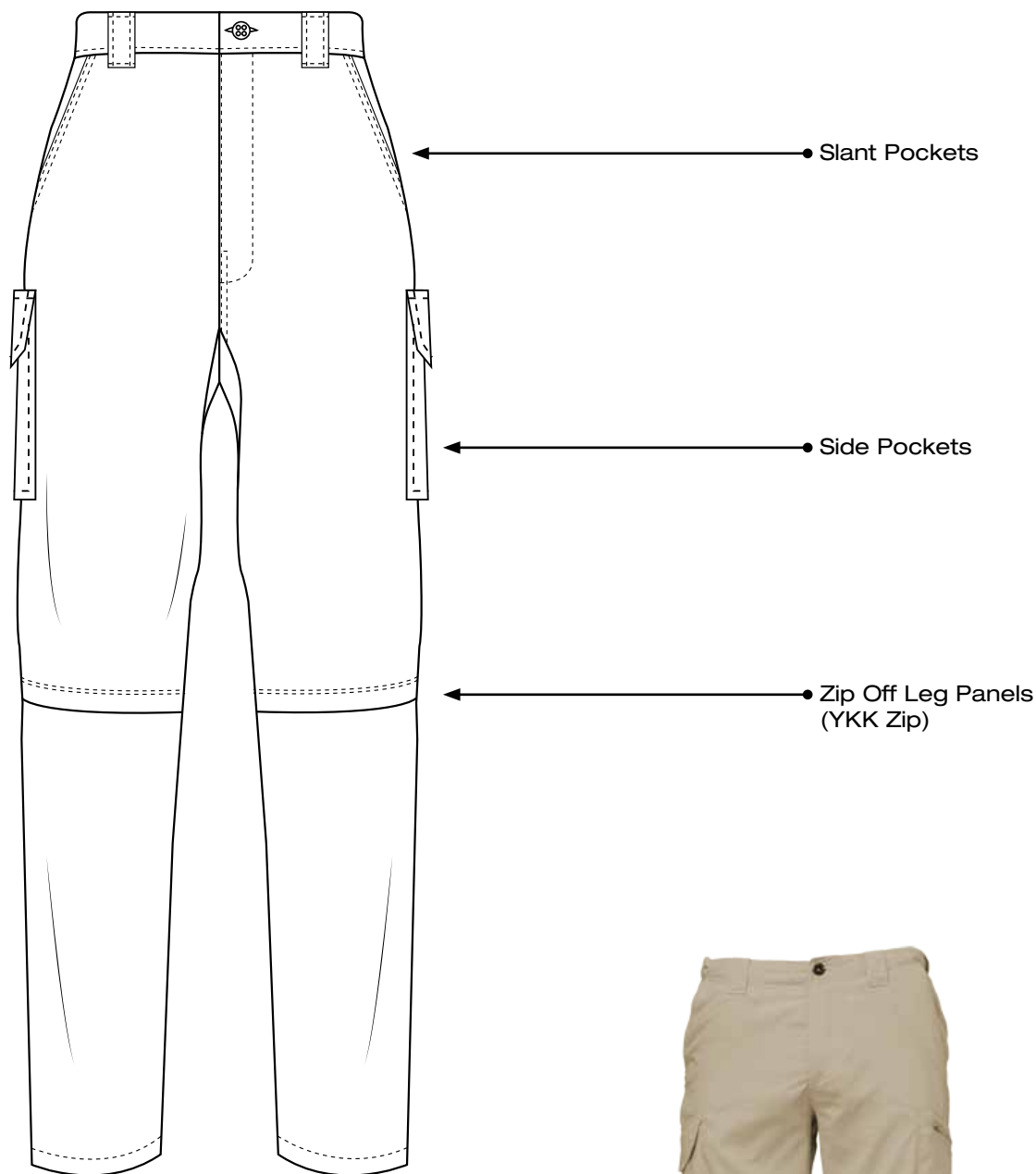


PANTONE COLOURS



# MEN'S ZIP OFF TECH PANTS

100% Nylon ripstop



**FABRIC:** 100% Nylon

**WEIGHT:** 105 gm2

**SIZES:** S M L XL 2XL

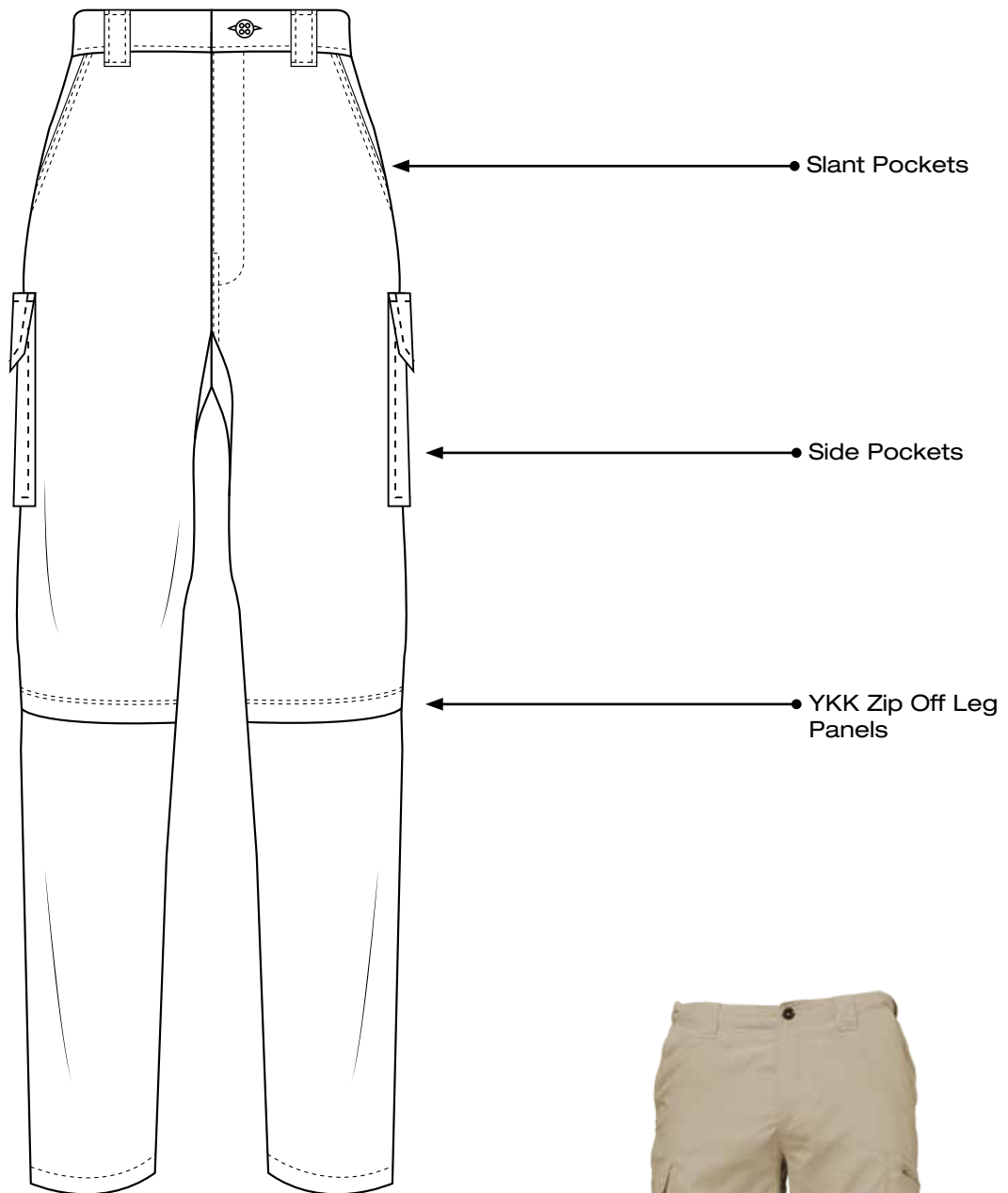
**COLOURS:** Khaki (16-1106 TPX)

Omni-Shade UPF 50 sun protection / Partial elastic at waist / Gusset detail / YKK Zip off leg panel



# LADIES ZIP OFF TECH PANTS

100% Nylon ripstop



**FABRIC:** 100% Nylon

**WEIGHT:** 105 gm2

**SIZES:** S M L XL 2XL

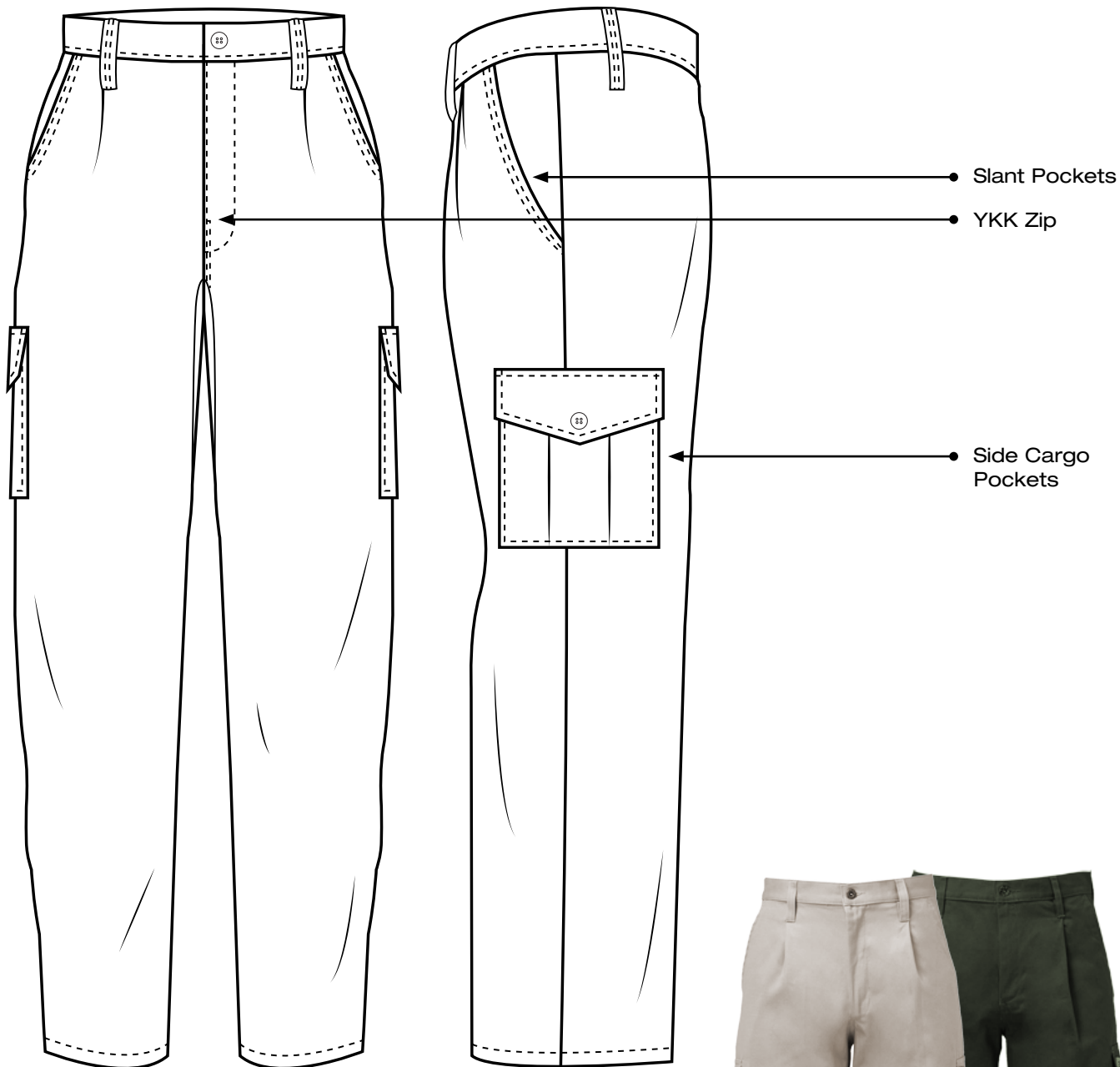
**COLOURS:** Khaki (16-1106 TPX)

Omni-Shade UPF 50 sun protection / Partial elastic at waist / Gusset detail / YKK Zip off leg panel



# MEN'S CARGO TROUSER

100% Cotton twill



**FABRIC:** 100% Cotton twill

**WEIGHT:** 255 gm2

**SIZES:** S M L XL 2XL

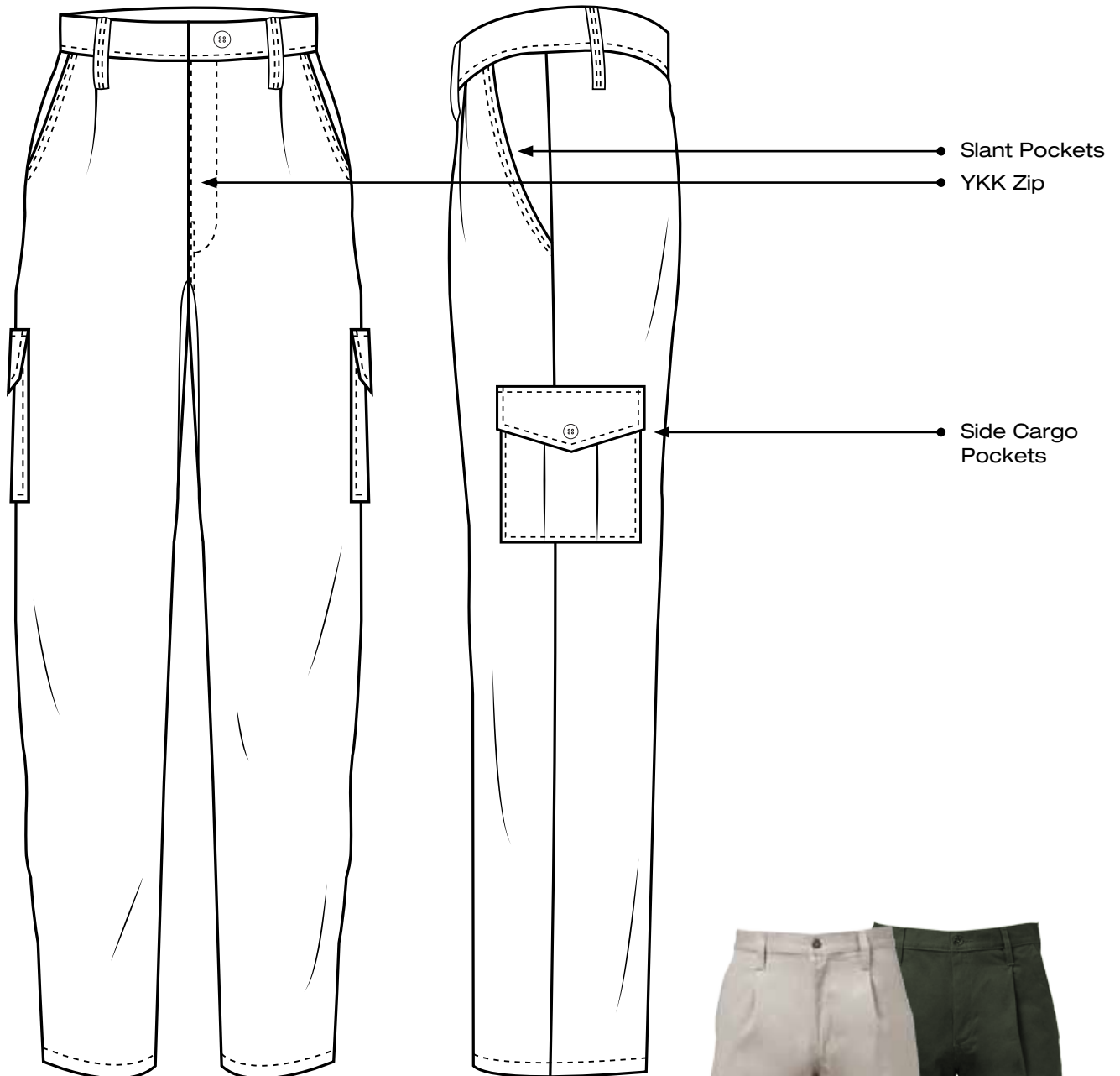
**COLOURS:** Khaki (16-1106 TPX) / Olive (19-0419 TPX)

YKK Zip fly / Cargo pocket at leg



# LADIES CARGO TROUSER

100% Cotton twill



**FABRIC:** 100% Cotton twill

**WEIGHT:** 255 gm2

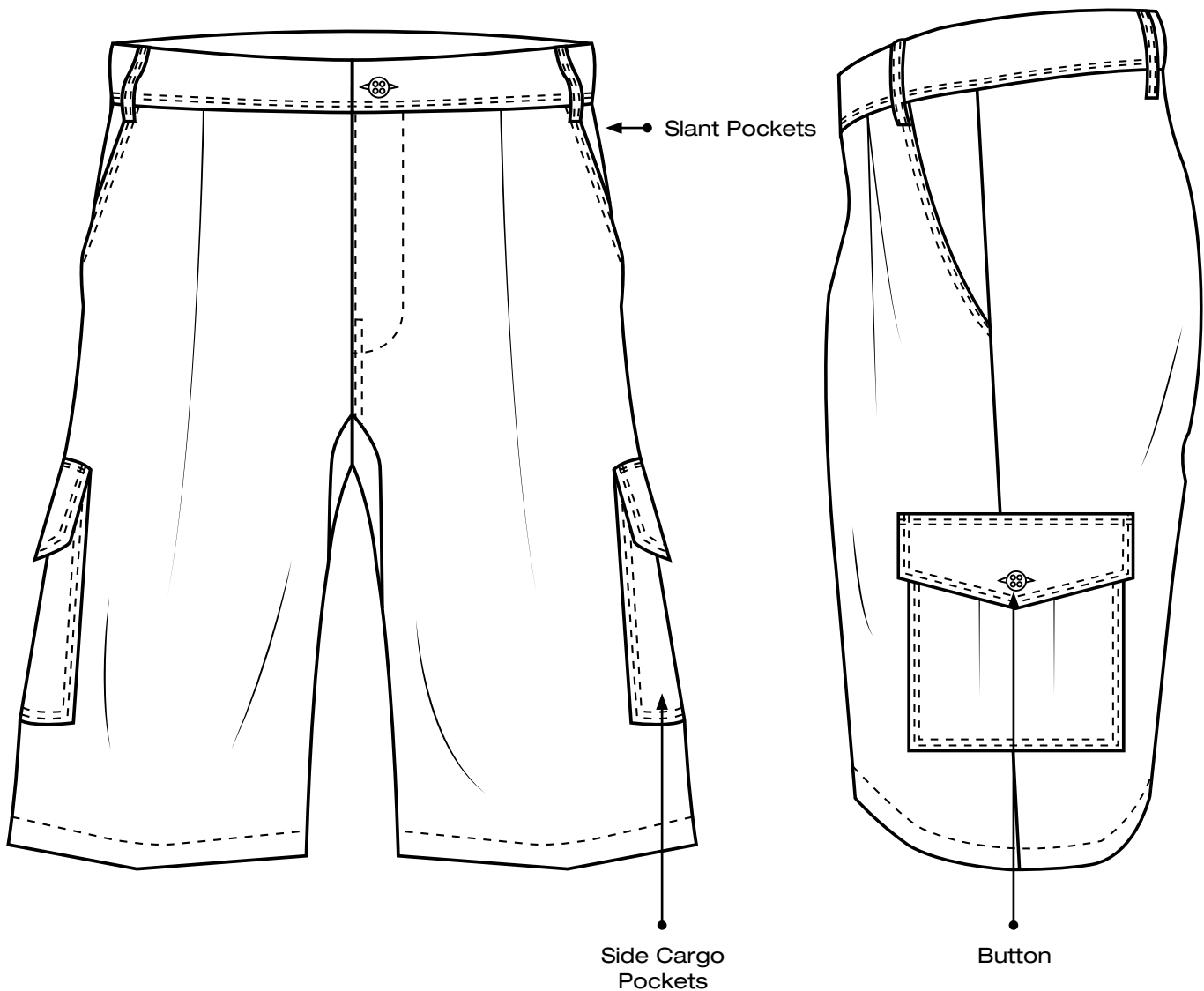
**SIZES:** S M L XL 2XL

**COLOURS:** Khaki (16-1106 TPX) / Olive (19-0419 TPX)

YKK Zip fly / Cargo pocket at leg

# MEN'S CARGO SHORT

100% Cotton twill



**FABRIC:** 100% Cotton twill

**WEIGHT:** 255 gm2

**SIZES:** S M L XL 2XL

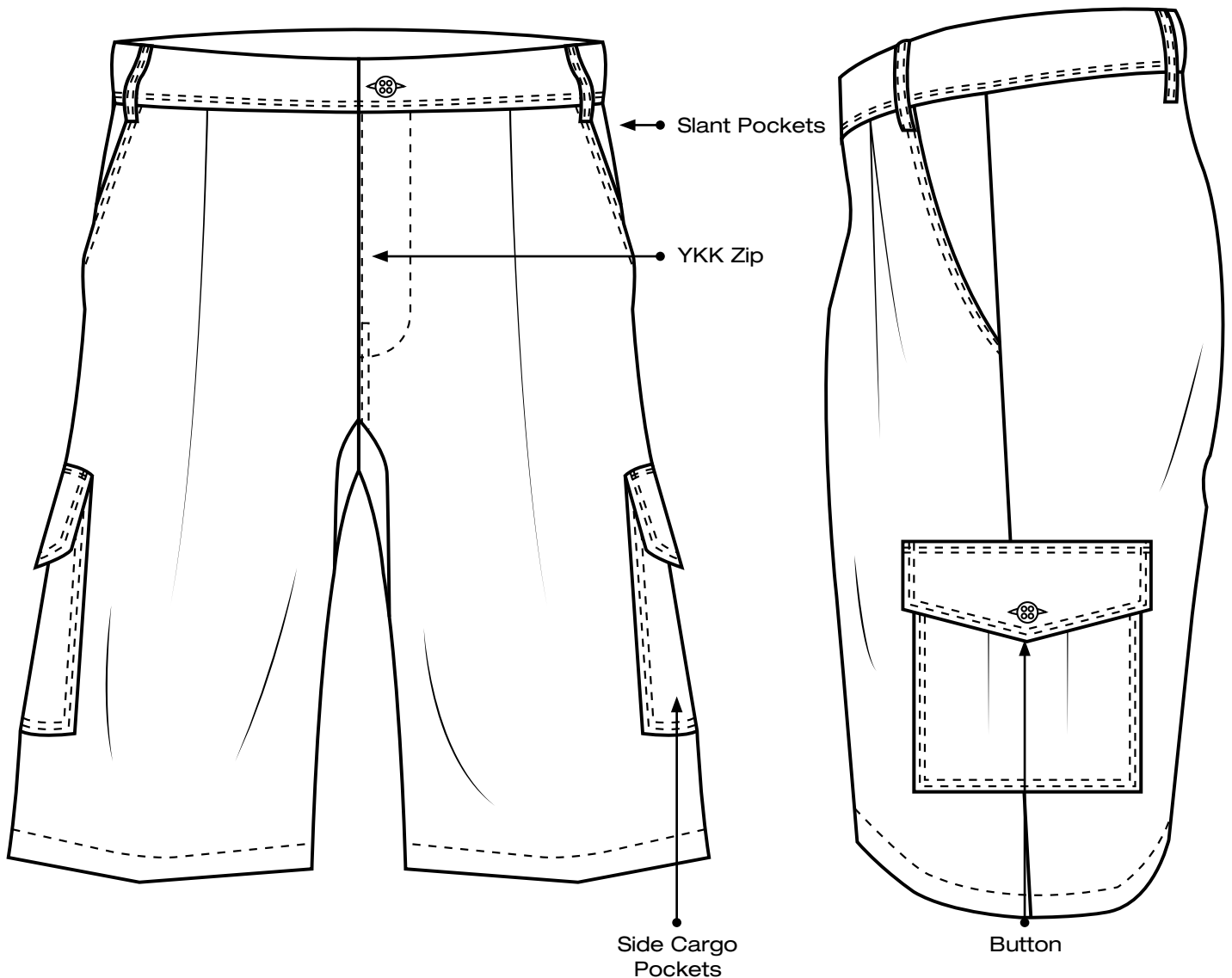
**COLOURS:** Khaki (16-1106 TPX) / Olive (19-0419 TPX)

4 x 4 Shorts / Zip fly / Side pockets / Cargo pocket at leg



# LADIES CARGO SHORT

100% Cotton twill



**FABRIC:** 100% Cotton twill

**WEIGHT:** 255 gm2

**SIZES:** S M L XL 2XL

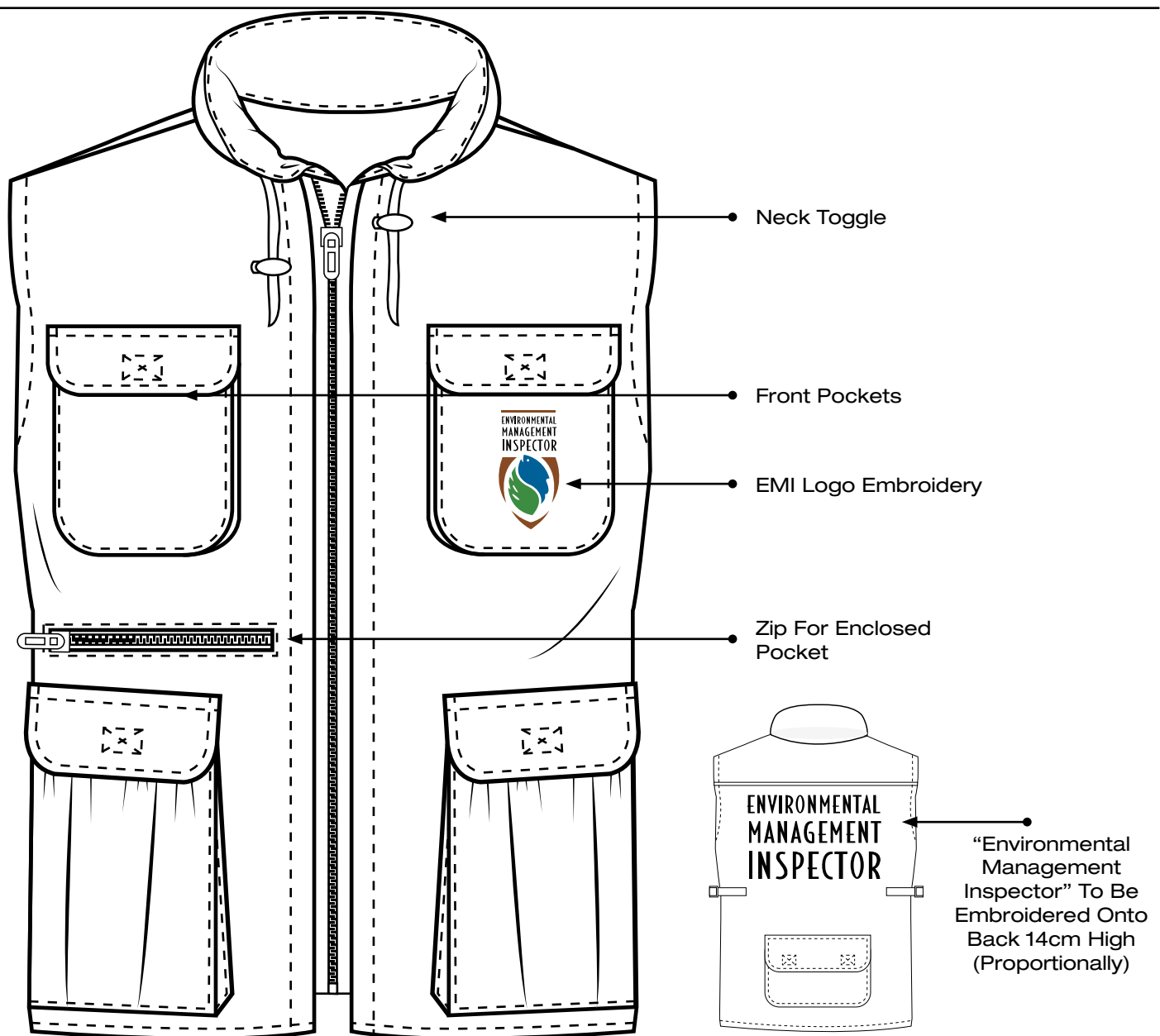
**COLOURS:** Khaki (16-1106 TPX) / Olive (19-0419 TPX)

4 x 4 Shorts / YKK Zip fly / Side pockets / Cargo pocket at leg / Spare button attached on inner



# SLEEVELESS HUNTER JACKET

100% Cotton twill



**FABRIC:** 100% Cotton twill

**WEIGHT:** 255 gm2

**SIZES:** S M L XL 2XL

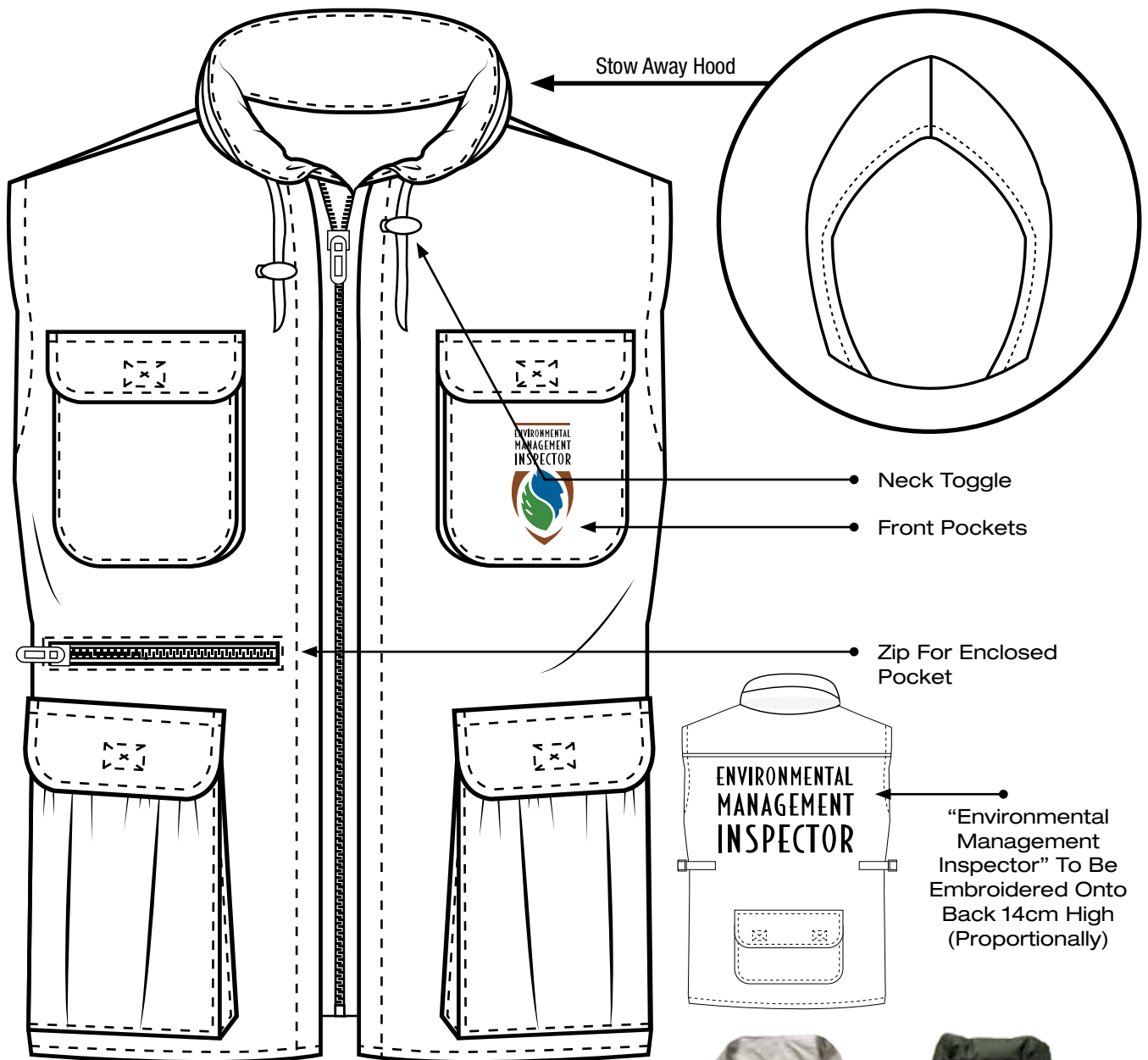
**COLOURS:** Khaki (16-1106 TPX) / Olive (19-0419 TPX)

Hunters jacket / Adjustable waistband / Toggle at neck / Zip closure



# SLEEVELESS HUNTER JACKET (HOODED)

100% Cotton twill + concealed hood



**FABRIC:** 100% Cotton twill

**WEIGHT:** 255 gm2

**SIZES:** S M L XL 2XL

**COLOURS:** Khaki (16-1106 TPX) / Olive (19-0419 TPX)

Hunters jacket / adjustable waistband / toggle at neck / zip closure / Stow away hood



**HUNTER JACKET  
EMBROIDERY DETAILS**

BACK EMBROIDERY

**ENVIRONMENTAL  
MANAGEMENT  
INSPECTOR**

14CM

**ENVIRONMENTAL  
MANAGEMENT  
INSPECTOR**

14CM




FRONT EMBROIDERY

**"ENVIRONMENTAL MANAGEMENT INSPECTOR"**

WORD COLOUR TO BE **BLACK** AGAINST KHAKI  
FABRIC & **WHITE** AGAINST OLIVE FABRIC.



PANTONE COLOURS

	GREEN PANTONE 362 C C 70 / M 10 / Y 100 / K 0 R 41 / G 153 / B 38
	BLUE PANTONE 307 C C 100 / M 10 / Y 0 / K 20 R 0 / G 120 / B 171
	BROWN PANTONE 7512 C C 10 / M 60 / Y 100 / K 30 R 153 / G 89 / B 5

# BUSH JACKET

100% Cotton twill



**FABRIC:** 100% Cotton twill

**WEIGHT:** 255 gm2

**SIZES:** S M L XL 2XL

**COLOURS:** Olive (19-0419 TPX)

Padded bush jacket / Full zip and stud closure / Toggles and shock cord



**BUSH JACKET  
EMBROIDERY DETAILS**

FRONT EMBROIDERY



**PANTONE COLOURS**



**GREEN**  
PANTONE 362 C  
C 70 / M 10 / Y 100 / K 0  
R 41 / G 153 / B 38



**BLUE**  
PANTONE 307 C  
C 100 / M 10 / Y 0 / K 20  
R 0 / G 120 / B 171



**BROWN**  
PANTONE 7512 C  
C 10 / M 60 / Y 100 / K 30  
R 153 / G 89 / B 5



Province of the  
**EASTERN CAPE**  
ECONOMIC DEVELOPMENT,  
ENVIRONMENTAL AFFAIRS & TOURISM

**ENVIRONMENTAL  
MANAGEMENT  
INSPECTORATE**



Headwear



# PRE SHAPED CAP

Foam peak 100% cotton twill



“Environmental Management Inspector” to be embroidered at the back using Myriad Pro semi-bold font

Velcro Strap

**FABRIC:** 100% Cotton twill

**WEIGHT:** 155 gm2

**COLOURS:** Khaki (16-1106 TPX) / Black

5 panel foam peak / 4 rows stitched sweatband / Embroidered eyelets / Velcro back strap

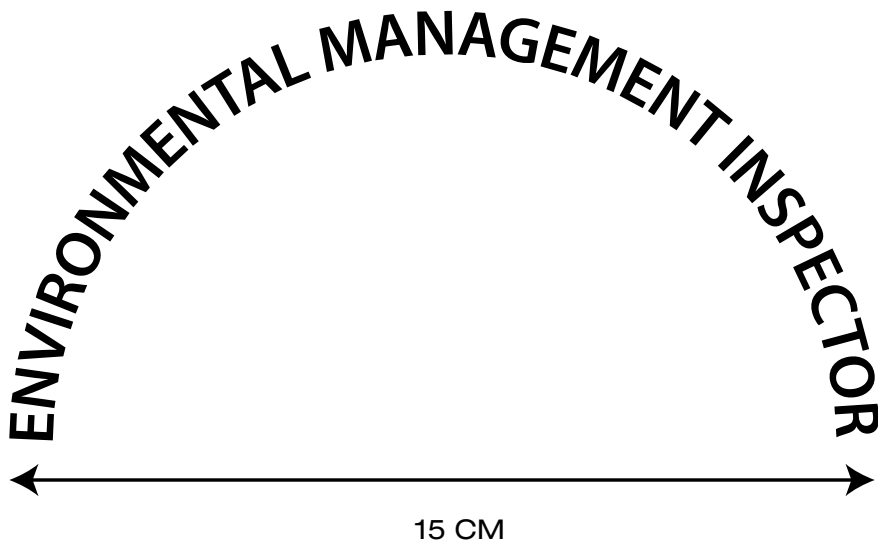


**PRE-SHAPED CAP  
EMBROIDERY DETAILS**




FRONT EMBROIDERY TO BE PLACED CENTRAL ON CAP



BACK EMBROIDERY



**PANTONE COLOURS**


	GREEN PANTONE 362 C C 70 / M 10 / Y 100 / K 0 R 41 / G 153 / B 38
	BLUE PANTONE 307 C C 100 / M 10 / Y 0 / K 20 R 0 / G 120 / B 171
	BROWN PANTONE 7512 C C 10 / M 60 / Y 100 / K 30 R 153 / G 89 / B 5

**“ENVIRONMENTAL MANAGEMENT INSPECTOR”**  
WORD COLOUR TO BE **BLACK** AGAINST KHAKI  
FABRIC & **WHITE** AGAINST BLACK FABRIC.

# CUFFED BEANIE

100% Acrylic

---



**FABRIC:** 100% Acrylic

**COLOURS:** Khaki (16-1106 TPX) / Black

**WEIGHT:** 155 gm2



**CUFF BEANIE  
EMBROIDERY DETAILS**




FRONT EMBROIDERY TO BE PLACED CENTRAL ON CAP



**“ENVIRONMENTAL MANAGEMENT INSPECTOR”**

WORD COLOUR TO BE **BLACK** AGAINST KHAKI  
FABRIC & **WHITE** AGAINST BLACK FABRIC.


**PANTONE COLOURS**

	GREEN PANTONE 362 C C 70 / M 10 / Y 100 / K 0 R 41 / G 153 / B 38
	BLUE PANTONE 307 C C 100 / M 10 / Y 0 / K 20 R 0 / G 120 / B 171
	BROWN PANTONE 7512 C C 10 / M 60 / Y 100 / K 30 R 153 / G 89 / B 5

# WIDE BRIM HAT

100% Cotton

---



**FABRIC:** 100% Cotton

**WEIGHT:** 175 gm2

**COLOURS:** Khaki (16-1106 TPX) / Black

Unstructured / 4 rows stitched sweatband  
Metal eyelets / Brass studs / Toggle cord






## WIDE BRIM HAT EMBROIDERY DETAILS

FRONT EMBROIDERY TO BE PLACED CENTRAL ON CAP



**“ENVIRONMENTAL MANAGEMENT INSPECTOR”**  
WORD COLOUR TO BE **BLACK** AGAINST KHAKI  
FABRIC & **WHITE** AGAINST BLACK FABRIC.

### PANTONE COLOURS

	GREEN PANTONE 362 C C 70 / M 10 / Y 100 / K 0 R 41 / G 153 / B 38
	BLUE PANTONE 307 C C 100 / M 10 / Y 0 / K 20 R 0 / G 120 / B 171
	BROWN PANTONE 7512 C C 10 / M 60 / Y 100 / K 30 R 153 / G 89 / B 5

# Logo Font : BodegaSans

---

A B C D E F G H I J K L M N

O P Q R S T U V W X Y Z

a b c d e f g h i j k l m n o

p q r s t u v w x y z

0 1 2 3 4 5 6 7 8 9

---

ENVIRONMENTAL  
MANAGEMENT  
INSPECTOR



Font family : BodegaSans Light  
BodegaSans Medium



Province of the  
**EASTERN CAPE**  
ECONOMIC DEVELOPMENT,  
ENVIRONMENTAL AFFAIRS & TOURISM


**ENVIRONMENTAL  
MANAGEMENT  
INSPECTORATE**



# Size Chart

Suggested size chart  
all sizes are subject to fit

# 1 PIECE REFLECTIVE CONTI-SUIT + 1 PIECE MX40

	S	M	L	XL	2XL	3XL	
1/2 CHEST	49	51,5	54	56,5	59	61,5	
WAIST @ SEAM	42	44,5	47	49,5	52	54,5	
ARM DIAGONAL	23,5	24	24,5	25	25,5	26	
CUFF1/2	14	14,5	15	15,5	16	16,5	
INLEG	70	71	72	73	74	75	
HEM1/2	22	22,5	23	23,5	24	24,5	
SHOULDER @ SEAM	13,5	14	14,5	15	16	17	
COLLAR LENGTH	42	43	44	45	46	47	
OVERARM	56	57	44	59	60	61	
THIGH	32	33	58	35	36	37	

## 2 PIECE REFLECTIVE CONTI-SUIT + 2 PIECE MX40


### JACKET

	S	M	L	XL	2XL	3XL
1/2 CHEST	50,5	55,5	60,5	66	72	78
HEM	50,5	55,5	60,5	66	72	78
SHOULDER @ SEAM	14	15	16	17	18	19
OVERARM	55,5	57,5	59,5	61,5	63,5	65
CUFF	25	26	27	28	29	30
ARM DIAGONAL	27,5	28,5	29,5	30,5	31,5	32,5
1/2 COLLAR LENGTH@ NECK	19,5	20,5	21,5	22,5	23,5	24,5
NSP LENGTH BACK	69	71	73	75	77	79




## 2 PIECE REFLECTIVE CONTI-SUIT + 2 PIECE MX40


### PANT

	S	M	L	XL	2XL	3XL	
WAIST STRETCH 1/2	41	46	51	56	61	66	
1/2 HIP 20CM B.W.B	47	52	57	62	67	72	
1/2 THIGH	33	35	37	39	41	43	
FRONT RISE INCL. WAISTBAND	29	31	33	35	37	39	
BACK RISE INCL WAISTBAND	30,5	33,5	36,5	39,5	42,5	45,5	
INLEG	72	74	76	78	80	82	
HEM	46	46	46	48	51	51	
KNEE 37cm FROM CROTCH	58	58	58	60	62	62	
CUT 5CM ELASTIC	66	76	86	96	106	116	
DRAW STRING	145	145	145	150	150	150	


## MEN'S BODYWARMER

	S	M	L	XL	2XL	
CHEST 2CM B.A.H	49	53	57	61	65	
SHOULDER	12,5	13,5	14,5	15,5	16,5	
LENGTH FROM NSP & FRONT	68	69	70	71	72	
BOTTOM HEM	50,5	54,5	58,5	62,5	66,5	
ARMHOLE DIAGONAL	23	24	25	26	27	
COLLAR HEIGHT & C/BACK	7,5	7,5	7,5	7,5	7,5	
F.N DROP	9	9	9	9	9	
FRONT POCKET OPENING	17	17	17	17	17	
FRONT POCKET WELT WIDTH	2,2	2,2	2,2	2,2	2,2	
1/2 COLLAR	22,5	23,5	24,5	25,5	26,5	

# LADIES BODYWARMER

	S	M	L	XL	2XL	
CHEST 2CM B.A.H	48	51	54	57	60	
SHOULDER	3,9	4,5	5,1	5,7	6,3	
LENGTH FROM NSP & FRONT	5,1	6,1	7,1	8,1	9,1	
BOTTOM HEM	51	54	57	60	63	
ARMHOLE DIAGONAL	21,5	22,5	23,5	24,5	25,5	
COLLAR HEIGHT & C/BACK	6,5	6,5	6,5	6,5	6,5	
F.N DROP	7,5	7,5	7,5	7,5	7,5	
FRONT POCKET OPENING	14	14	14	14	14	
FRONT POCKET WELT WIDTH	2,2	2,2	2,2	2,2	2,2	
1/2 COLLAR	20,5	21	21,5	25	22,5	

## MEN'S FLEECE JACKET


	S	M	L	XL	2XL	
CHEST 2CM B.A.H	54	58	62	66	70	
OVERARM	78	79	80	81	82	
LENGTH FROM NSP& FRONT	5,5	6,5	7,5	8,5	9,5	
BOTTOM HEM	53	57	61	65	69	
SLEEVE OPENING RELAXED	11	11,5	12	12,5	13	
FRONT RELAXED	37	38,5	40	41,5	43	
BACK RELAXED	38	39,5	41	42,5	44	
INLEG SLEEVE OPENING SEAM	16	17	18	19	20	
TOP COLLAR	20,5	21,5	22,5	23,5	24,5	
COLLAR HEIGHT C/BACK	6,5	6,5	6,5	6,5	6,5	
POCKET LENGTH	-0,2	0,8	1,8	2,8	3,8	

## LADIES FLEECE JACKET

	S	M	L	XL	2XL	
CHEST 2CM B.A.H	50	54	58	62	66	
OVERARM	77	78	79	80	81	
LENGTH FROM NSP& FRONT	4,5	5,5	6,5	7,5	8,5	
BOTTOM HEM	49	53	57	61	65	
SLEEVE OPENING RELAXED	10,5	11	11,5	12	12,5	
FRONT RELAXED	35,5	37	38,5	40	41,5	
BACK RELAXED	36,5	38	39,5	41	42,5	
INLEG SLEEVE OPENING SEAM	15	16	17	18	19	
TOP COLLAR	19,5	20,5	21,5	22,5	23,5	
COLLAR HEIGHT C/BACK	6,5	6,5	6,5	6,5	6,5	
POCKET LENGTH	-1,2	-0,2	0,8	1,8	2,8	



# MEN'S GOLFER L/S & S/S

	S	M	L	XL	2XL	
BODY LENGTH	67	70	73	76	79	
ACROSS SHOULDER	42	43,5	45	46,5	48	
CHEST	46	48	50	52	54	
WAIST	44,5	47	52	54,5	58,5	
BOTTOM OPENING	46	48	50	52	54	
SHORT SLEEVE LENGTH FROM CF	43	44,5	46	47,5	49	
LONG SLEEVE LENGTH FROM CB	89	90	91	92	93	

# LADIES GOLFER L/S & S/S

	S	M	L	XL	2XL	
BODY LENGTH	64	67	70	73	76	
ACROSS SHOULDER	40,5	42	43,5	45	46,5	
CHEST	44	46	48	50	52	
WAIST	43	44,5	47	52	54,5	
BOTTOM OPENING	44	46	48	50	52	
SHORT SLEEVE LENGTH FROM CF	41,5	43	44,5	46	47,5	
LONG SLEEVE LENGTH FROM CB	88	89	90	91	92	




## DRY MAC JACKET

	S	M	L	XL	2XL	
NECK 1/2 COLLAR	22,5	23,5	24,5	25,5	26,5	
CHEST 2CM B.A.H	-1,4	2,6	6,6	10,6	14,6	
SHOULDER	15,5	16,5	17,5	18,5	19,5	
OVERARM	66	67	68	69	70	
LENGTH FROM NSP & FRONT	77	78	79	80	81	
BOTTOM HEM	56	60	64	68	72	
SLEEVE OPENING RELAXED	10,5	11	11,5	12	12,5	
ARMHOLE DIAGONAL	26	27	28	29	30	
COLLAR HEIGHT & C/BACK	8	8	8	8	8	
F.N DROP	6,5	6,5	6,5	6,5	6,5	
SLEEVE OPENING STRETCHED	18	18,5	19	19,5	20	
HOOD HEIGHT	36	36	36	36	36	
HOOD WIDTH	25,5	25,5	25,5	25,5	25,5	
FRONT POCKET ZIP LENGTH	18	18	18	18	18	



## MEN'S FORMAL S/S SHIRT

	S	M	L	XL	2XL	
CHEST 2CM B.A.H	55	59	63	63	63	
SHOULDER ON SEAM	19	20	21	21	21	
OVERARM	24,5	25,5	26,5	26,5	26,5	
LENGTH FROM NSP BACK & FRONT	77	78	79	79	79	
BOTOM HEM	56	60	64	64	64	
SLEEVE OPENING	21	22	23	23	23	
ARMHOLE DIAGONAL	27	28	29	29	29	
1/2 COLLAR NECKLINE	20,5	21,5	22,5	22,5	22,5	
1/2 TOP COLLAR	20,5	21,5	22,5	22,5	22,5	
COLLAR HEIGHT C/BACK	8	8	8	8	8	
COLLAR POINT	6,5	6,5	6,5	6,5	6,5	
POCKET WIDTH	15	15	15	15	15	
POCKET LENGTH	15	15	15	15	15	



## LADIES FORMAL S/S SHIRT

	S	M	L	XL	2XL
CHEST 2CM B.A.H	47,5	50,5	53,5	56,5	59,5
SHOULDER ON SEAM	12,9	13,5	14,1	14,7	15,3
OVERARM	18	19	20	21	22
LENGTH FROM NSP BACK & FRONT	17	18	19	20	21
BOTOM HEM	47	50	53	56	57
SLEEVE OPENING	16,5	17,5	18,5	19,5	20,5
ARMHOLE DIAGONAL	22	23	24	25	26
1/2 COLLAR NECKLINE	21,5	22	22,5	23	23,5
1/2 TOP COLLAR	22,5	23	23,5	24	24,5
COLLAR HEIGHT C/BACK	4,2	4,2	4,2	4,2	4,2
COLLAR POINT	4,2	4,2	4,2	4,2	4,2
1/2 WAIST 18CM BELOW ARMHOLE	0,5	0,5	0,5	0,5	0,5



## MEN'S FORMAL L/S SHIRT

	S	M	L	XL	2XL	
CHEST 2CM B.A.H	54	58	62	66	70	
SHOULDER ON SEAM	19	20	21	22	23	
OVERARM	60	61	62	63	64	
LENGTH FROM NSP BACK & FRONT	77	78	79	80	81	
BOTOM HEM	54	58	62	66	70	
SLEEVE OPENING	11	11,5	12	12,5	13	
1/2 COLLAR NECK	20,5	21,5	22,5	23,5	24,5	
WAIST STRETCHED TOP	20	21	22	23	24	
COLLAR HEIGHT & C/BACK	8	8	8	8	8	
COLLAR POCKET	7	7	7	7	7	
FRONT PKT WIDTH	13	13	13	13	13	
FRONT PKT HEIGHT	15	15	15	15	15	



## LADIES FORMAL L/S SHIRT

	S	M	L	XL	2XL	
CHEST 2CM B.A.H	47,5	50,5	53,5	56,5	59,5	
SHOULDER ON SEAM	12,4	13	13,6	14,2	14,8	
OVERARM	57	58	59	60	61	
LENGTH FROM NSP BACK & FRONT	67	68	69	70	71	
BOTOM HEM	52,5	55,5	58,5	61,5	64,5	
SLEEVE OPENING	8,5	9	9,5	10	10,5	
ARMHOLE DIAGONAL	23	24	25	26	27	
WAIST RELAXED 18CM BELOW ARMHOLE	41,5	44,5	47,5	50,5	53,5	
1/2 COLLAR AT NECK LINE	21,5	22	22,5	23	23,5	
1/2 TOP COLLAR	23,5	24	24,5	25	25,5	
COLLAR HEIGHT AT CENTRE BACK	6	6	6	6	6	
COLLAR POINT	5	5	5	5	5	






## MEN'S BLAZER

	S	M	L	XL	2XL	
CHEST 2CM B.A.H	51	55	59	63	67	
SHOULDER ON SEAM	13	14	15	16	17	
OVERARM	65	66	67	68	69	
LENGTH FROM NSP BACK & FRONT	79	80	81	82	83	
BOTOM HEM	50	54	58	62	66	
SLEEVE OPENING	15	15,5	16	16,5	17	
ARMHOLE DIAGONAL	27	28	29	30	31	
WAIST CENTRE BACK	77	78	79	80	81	
POCKET FRONT LENGTH	16	16	16	16	16	
POCKET FRONT WIDTH	5	5	5	5	5	
BACK VENT	22	22	22	22	22	
NSP-NSP	17,5	18,5	19,5	20,5	21,5	
C/BACK COLLAR HEIGHT	7,5	7,5	7,5	7,5	7,5	



## LADIES BLAZER

	S	M	L	XL	2XL	
CHEST 2CM B.A.H	42,5	45,5	48,5	51,5	54,5	
SHOULDER ON SEAM	11,4	12	12,6	13,2	13,8	
OVERARM	5,8	6,8	7,8	8,8	9,8	
LENGTH FROM NSP BACK & FRONT	63	64	65	66	67	
BOTOM HEM	49	52	55	58	61	
SLEEVE OPENING	11,5	12	12,5	13	13,5	
ARMHOLE DIAGONAL	23,5	24,5	25,5	26,5	27,5	
WAIST CENTRE BACK	58	59	60	61	62	
COLLAR HEIGHT AS C/BACK	7,7	7,7	7,7	7,7	7,7	
FRONT POCKET OPENING	1,5	1,5	1,5	1,5	1,5	
NSP-NSP	18	18,5	19	19,5	20	



## MEN'S PLEATED FORMAL TROUSER (REGULAR FIT)

	S	M	L	XL	2XL	
FRONT POCKET OPENING	17,5	17,5	17,5	17,5	17,5	
FLY LENGTH	17,5	17,5	17,5	17,5	17,5	
WAISTBAND @ CENTRE FRONT	5	5	5	5	5	
WAISTBAND WIDTH	3,5	3,5	3,5	3,5	3,5	
WAISTBAND RELAXED	44	48	52	56	60	
TURN UP WIDTH	4	4	4	4	4	
HIP	55,5	59,5	63,5	67,5	71,5	
FRONT RISE	32,5	33,5	34,5	35,5	36,5	
BACK RISE	44,5	45,5	46,5	47,5	48,5	
INLEG	83,5	83,5	83,5	83,5	83,5	
LEG OPENING	28	29,5	31	32,5	34	
THIGH	34,5	36,5	38,5	40,5	42,5	
1/2 KNEE 35CM BELOW CROTCH	26	27,5	29	30,5	32	




## LADIES FORMAL TROUSER

	S	M	L	XL	2XL	
WAISTBAND EXTENTION @ CENTRE FRONT	4,5	4,5	4,5	4,5	4,5	
WAISTBAND WIDTH	4,5	4,5	4,5	4,5	4,5	
WAIST RELAXED	43	46	49	52	55	
FLY OPENING	9,5	9,5	9,5	9,5	9,5	
BASE OF FLY	52	55	58	61	64	
FRONT RISE	21	22	23	24	25	
BACK RISE	33,5	34,5	35,5	36,5	37,5	
INLEG	81	81	81	81	81	
LEG OPENING	22,1	22,1	22,1	22,1	22,1	
THIGH	31	32,5	34	35,5	37	
1/2 KNEE	22	23	24	25	26	



# LADIES SKIRT

	S	M	L	XL	2XL	
BOTTOM HEM	48	51	54	57	60	
WAIST RELAXED	37,5	40,5	43,5	46,5	49,5	
HIP	47	50	53	56	59	
FRONT RISE LENGTH	66,5	67,5	68,5	69,5	70,5	
BACK RISE LENGTH	69	70	71	72	73	
BACK PLEAT OPENING	21	21	21	21	21	
INVERTED PLEAT OPENING	20	20	20	20	20	
BACK ZIP LENGTH	18,5	18,5	18,5	18,5	18,5	
WAISTBAND WIDTH	4	4	4	4	4	

## MEN'S BUSH SHIRT

	S	M	L	XL	2XL	
1/2 CHEST	50	52,5	55	57,5	60	
HEM	50	52,5	55	57,5	60	
L/S OVERARM INCL CUFF	59	60	61	62	63	
L/S CUFF BUTTONED	9,5	10	10,5	11	11,5	
ARM DIAGONAL	21	21,5	22	22,5	23	
COLLAR LENGTH ON NECK SEAM	43	43,5	44	44,5	45	
SHOULDER ON SEAM	11,5	12,5	13,5	14,5	15,5	
CENTRE BACK LENGTH	74	76	78	80	82	
S/S OVERARM	21,5	22	22,5	23	23,5	
S/S 1/2 CUFF	18,5	19	19,5	20	20,5	



# LADIES BUSH SHIRT

	S	M	L	XL	2XL	
1/2 CHEST	47,5	50	52,5	55	57,5	
HEM	47,5	50	52,5	55	57,5	
L/S OVERARM INCL CUFF	58	59	60	61	62	
L/S CUFF BUTTONED	9	9,5	10	10,5	11	
ARM DIAGONAL	20,5	21	21,5	22	22,5	
COLLAR LENGTH ON NECK SEAM	42,5	43	43,5	44	44,5	
SHOULDER ON SEAM	10,5	11,5	12,5	13,5	14,5	
CENTRE BACK LENGTH	72	74	76	78	80	
S/S OVERARM	21	21,5	22	22,5	23	
S/S 1/2 CUFF	17,5	18,5	19	19,5	20	




## MEN'S CARGO SHORT & LONG

	S	M	L	XL	2XL
1/2 WAIST	42	43,25	44,5	45,7	47
1/2 HIP 20CM B.W.B	54	55,25	56,5	57,7	59
1/2 THIGH	35	35,3	35,6	35,9	36,2
FRONT RISE INCL. WAISTBAND	29	29,3	29,6	29,9	30,2
BACK RISE INCL. WAISTBAND	37	37,3	37,6	37,9	38,2
INLEG - LONG	29	29	29	29	29
INLEG - SHORT	25	25	25	25	25
1/2 HEM - LONG	33,5	34	34	34,5	35
1/2 HEM - SHORT	30,5	31	31	31,5	31,5
INLEG FULL LENGTH TRS	78	81	81	81	81
ZIP LENGTH	15	17	17	17	17



## LADIES CARGO SHORT & LONG


	S	M	L	XL	2XL	
1/2 WAIST	40,7	42	43,25	44,5	45,7	
1/2 HIP 20CM B.W.B	52,7	54	55,25	56,5	57,7	
1/2 THIGH	34,7	35	35,3	35,6	35,9	
FRONT RISE INCL. WAISTBAND	28,7	29	29,3	29,6	29,9	
BACK RISE INCL. WAISTBAND	36,7	37	37,3	37,6	37,9	
INLEG - LONG	29	29	29	29	29	
INLEG - SHORT	25	25	25	25	25	
1/2 HEM - LONG	33,5	33,5	34	34	34,5	
1/2 HEM - SHORT	30,5	30,5	31	31	31,5	
INLEG FULL LENGTH TRS	78	78	81	81	81	
ZIP LENGTH	15	15	17	17	17	

## LADIES ZIP OFF TECH PANTS

	S	M	L	XL	2XL	
1/2 WAIST	40,7	42	43,25	44,5	45,7	
1/2 HIP 20CM B.W.B	52,7	54	55,25	56,5	57,7	
1/2 THIGH	34,7	35	35,3	35,6	35,9	
FRONT RISE INCL. WAISTBAND	28,7	29	29,3	29,6	29,9	
BACK RISE INCL. WAISTBAND	36,7	37	37,3	37,6	37,9	
INLEG - LONG	29	29	29	29	29	
INLEG - SHORT	25	25	25	25	25	
1/2 HEM - LONG	33,5	33.5	34	34	34,5	
1/2 HEM - SHORT	30,5	30,5	31	31	31,5	
INLEG FULL LENGTH TRS	78	78	81	81	81	
ZIP LENGTH	15	15	17	17	17	




## MEN'S TECH PANTS

	S	M	L	XL	2XL	
1/2 WAIST	42	43,25	44,5	45,7	47	
1/2 HIP 20CM B.W.B	54	55,25	56,5	57,7	59	
1/2 THIGH	35	35,3	35,6	35,9	36,2	
FRONT RISE INCL. WAISTBAND	29	29,3	29,6	29,9	30,2	
BACK RISE INCL. WAISTBAND	37	37,3	37,6	37,9	38,2	
INLEG - LONG	29	29	29	29	29	
INLEG - SHORT	25	25	25	25	25	
1/2 HEM - LONG	33.5	34	34	34,5	35	
1/2 HEM - SHORT	30,5	31	31	31,5	31,5	
INLEG FULL LENGTH TRS	78	81	81	81	81	
ZIP LENGTH	15	17	17	17	17	



# BUSH JACKET

	S	M	L	XL	2XL	
1/2 CHEST	50	52,5	55	57,5	60	
HEM	50	52,5	55	57,5	60	
NSP FRONT	71	73	75	77	79	
OVERARM	26	27	28	29	30	
CUFF	16	17	18	19	20	
ARM DIAGONAL	19,5	20	20,5	21,5	22,5	
COLLAR NECKLINE	40,2	40,5	40,8	41,1	41,4	
SHOULDER	14,5	14,5	15,5	16,5	17,5	

