









FOR TENDER PURPOSES









FURNITURE SCHEDULE

| | | | | | | | | |
|-----------------------|---|---|--|---|---|---|--|--|
| |  |  |  |  |  |  |  |  |
| FURNITURE NUMBER | F1 | F2 | F3 | F4 | F5 | F6 | F7 | F8 |
| QUANTITY | 7 | 74 | 63 | 53 | 36 | 8 | 22 | 10 |
| FURNITURE DESCRIPTION | 45mm thick solid wood top. Solid steel legs and supporting beam. Powder coated to clients specifications. Extension of the above with a solid steel plate leg to support L-piece. | Single Sofa. High quality fabric or leather. Leather and Type of Fabric is to be decided by client. Using high quality foams to ensure comfort and longevity. Legs made from mild steel powder coated to the specified colour. Coffee table is made from 55mm solid piece of teak or Ash treated with high-quality oil or polyurethane treatment. | black coated steel hex punched waste bin | 32mm thick melamine systems cabinet with 3 shelves | single (sealer) chrome framed desk, with 2 wire management portholes per user. | 32mm melamine 4 hinge door server unit | high back chair with swivel and tilt mechanism. Bonded leather and PVC on the outside back with wooden arms with upholstered pads, a wooden 170mm base, accommodates approximately 180kgs in weight. | black plastic seated chairs and black plastic table set with wooden legs and woven material supports |
| SIZE | 2800x1000x750 | chair: 900w x 820d x 780h seat: 650w x 500d | 300h x 150d | 1500w x 900d x 550h | 1500w x 1510d | 1800w x 500d x 900h | standard | standard |

FURNITURE SCHEDULE

| | | | | | | | | |
|-----------------------|--|---|---|--|--|---|---|---|
| |  |  |  |  |  |  |  |  |
| FURNITURE NUMBER | F9 | F10 | F11 | F12 | F13 | F14 | F15 | F16 |
| QUANTITY | 36 | 27 | 22 | 38 | 104 | 1 | 3 | 3 |
| FURNITURE DESCRIPTION | high back chair with forward pivot mechanism, LCB5 chrome arms with PU caps and a polished aluminium base with heavy duty double castors. Gas height adjustment, rated for approx. 150kg | melamine legs with 10mm glass on top fixed as per manufacturers specifications | tub chair with aluminium legs, black pleather chair with black pleather cushioned seat. | visitors chair in black pleather with chrome arms and a universal chrome steel frame | ergonomic visitors chair with memory foam seat and back, black adjustable arms (Y800) with a black sleigh base | melamine oval boardroom table with 32mm oval top with 22mm wooden legs. | 45mm thick solid wood top. Solid steel legs and supporting beam. Powder coated to clients specifications. | hexagonal boardroom table |
| SIZE | standard | 450h x 450r x 500l | chair: 900w x 820d x 780h seat: 550w x 500d | standard | standard | 8 seater - 2400w x 1200d | 4800x1400x750 | 1350mm |

FURNITURE SCHEDULE

| | | | | | | | | |
|-----------------------|---|--|---|---|---|--|---|---|
| |  |  |  |  |  |  |  |  |
| FURNITURE NUMBER | F17 | F18 | F19 | F20 | F21 | F22 | F23 | F24 |
| QUANTITY | 1 | 3 | 15 | 1 | 10 | 2 | 3 | 25 |
| FURNITURE DESCRIPTION | 25mm Solid wood top and sides with MDF painted box and front doors. On solid steels legs. | 25mm thick solid wood top. Steel legs and frame that can be powder coated to the colour of clients specification. Sturdy and solid table for conference room | 45mm thick solid wood Kiaat top. Solid steel legs and supporting beam. Powder coated to clients specifications. Extension of the above with a solid steel plate leg to support L-piece. | 45mm thick solid wood Kiaat top. Solid steel legs and supporting beamPowder coated to clients specifications. | MDF backing, with steel sheting all around. Mild steel frame with toughened glass shelving. | All steel side tables for the waiting rooms or at any seating arrangements. Steel (60diameter) round bar frame, with a 3mm steel plate. Can be powder coated to clients specification. Also can have the frame and steel plate in different colour to add a unique feel to it. | Sofas/loungers. Can get it in a high quality fabric or leather. Colour of leather and Type of Fabric is to be decided by client. Using high quality foams to ensure comfort and longevity. Frame and legs is made out of mild steel that is powder coated with the highest quality powder coat. | Made entirely out of mild steel powder coated to the colour of the clients needs. Had wooden accents as the "hooks" |
| SIZE | 2500x600x880 | 4800x1400x750 | 2400x1000x750 | 2400x800x750 | 500w360d4x2350h | 600x360x620 | 2850x 930x350 | N/A |

FURNITURE SCHEDULE

| | |
|-----------------------|---|
| | |
| FURNITURE NUMBER | F25 |
| QUANTITY | 40 |
| FURNITURE DESCRIPTION | A combination of solid wood and steel compliment each other extremely well in this well balanced design, aesthetically and mechanically. Customise the Giraffe lamp to suit your home interior and style. Pick from a range of premium woods and powder coat colours. Enquire about other/custom colours. |
| SIZE | N/A |

NOTE: all office tables, board room tables, meeting tables and cupboards colours are to be chosen by architect before manufacturing. all discrepancies are to be brought to the architect's attention immediately.

[illegible]

GENERAL NOTES:

- (1.) CHECK ALL DIMENSIONS AND LEVELS BEFORE COMMENCING ANY WORK. PLATFORM LEVELS TO BE VERIFIED BY THE ENGINEER.
ALL REMAINING WALL LEVELS TO BE VERIFIED ON SITE.
ALL BANKS TO BE LEVELLED OUT.
- (2.) DO NOT SCALE FROM THE DRAWINGS.
- (3.) ANY QUERIES TO BE BROUGHT TO THE ARCHITECT'S ATTENTION.
ALL CONDUITING, TIMBER, PVC ETC. SHOULD BE SABS APPROVED QUALITY MATERIALS.
ALL STRUCTURAL STEEL, CONCRETE STRENGTH AND TIMBER SPECIFICATION ARE TO BE IN ACCORDANCE WITH ENGINEER'S DETAILS.

CLIENT

MINTEK
200 MALIBONGWE DRIVE
STRYDOM PARK,
RANDBURG
2194
TEL: 041 995 2000



ARCHITECTS:

RMA ARCHITECTS
6 SHIRLEY STREET
NEWTON PARK
PORT ELIZABETH
TEL: 041 365 2896



QUANTITY SURVEYORS

AIQS
67 8th STREET
RONDEBOSCH EAS
CAPE TOWN
7780



PROJECT MANAGERS AND STRUCTURAL ENGINEERS

AFRICOAST CONSULTING
34 MANGOLD STREET
NEWTON PARK
GQEERHA
6001



ELECTRICAL, MECHANICAL AND FIRE ENGINEERS

DIHLASE CONSULTING ENGINEERS
KENT HOUSE
1 NEPTUNE ROAD
WESTVILLE
3630
TEL: 031 266 7861



PROJECT

MINTEK 9000

ERF NO

DRAWING TITLE : FURNITURE SCHEDULE

| | |
|--------------|--------------|
| DRAWN BY | PP |
| CHECKED BY | SM |
| LATEST ISSUE | 07 JULY 2023 |
| SCALE | 1:100 |

| | | |
|------------|-------------|---------|
| PROJ. NO : | DWG NO. | REV NO. |
| MTK | MTK.RDS.008 | 00 |