

PART 3: SCOPE OF WORK

Document reference	Title	No of pages
	This cover page	1
C3.1	Purchaser's Goods Information	
C3.2	Supplier's Goods Information	
	Total number of pages	

C3.1: *PURCHASER'S* GOODS INFORMATION

Contents

Part 3: Scope of Work	1
C3.1: <i>Purchaser's</i> Goods Information	2
1 Overview and purpose of the <i>goods</i> and <i>services</i>	4
2 Specification and description of the <i>goods</i>	4
2.1 <i>Purchaser's</i> design	13
2.2 Procedure for submission and acceptance of <i>Supplier's</i> design	13
2.3 Other requirements of the <i>Supplier's</i> design	13
2.4 Use of <i>Supplier's</i> design	13
2.5 Manufacture & fabrication	13
2.6 Factory acceptance testing (FAT)	13
2.7 Other tests and inspections and commissioning in place of use	13
2.8 Operating manuals and maintenance schedules	14
3 Supply Requirements	14
4 Specification of the <i>services</i> to be provided	14
5 Constraints on how the <i>Supplier</i> Provides the Goods	14
5.1 Programming constraints	14
5.2 Work to be done by the Delivery Date	14
5.3 Marking the <i>goods</i>	15
5.4 Constraints at the delivery place and place of use	15
5.5 Cooperating with Others	15
5.6 Services & other things to be provided by the <i>Purchaser</i> or <i>Supplier</i>	15
5.7 Management meetings	15
5.8 Documentation control	16
5.9 Health and safety risk management	16
5.10 Environmental constraints and management	16
5.11 Quality	16
5.12 Invoicing and payment	16
5.13 Insurance provided by the <i>Purchaser</i>	17
5.14 Contract change management	17
5.15 Provision of bonds and guarantees	17
5.16 Records of Defined Cost, payments & assessments of compensation events to be kept by the <i>Supplier</i>	17
6 Procurement	17

6.1	Subcontracting	17
6.1.1	Preferred subcontractors	17
6.1.2	Limitations on subcontracting	17
6.1.3	Spares and consumables	17
6.1.4	Other requirements related to procurement.....	17
6.1.5	Cataloguing requirements by the <i>Supplier</i>	18
7	List of drawings.....	18
7.1	Drawings issued by the <i>Purchaser</i>	18
C3.2	Supplier's Goods Information	19

SUPPLY AND DELIVERY OF SEVEN (7) SINGLE ENGINE TURBINE HELICOPTERS AND TRADE-IN OF FIVE (5) CURRENT BELL 407 AND TWO (2) AIRBUS H125 FLEET EIGHTEEN (18) MONTHS PERIOD

1 Overview and purpose of the *goods and services*

Supply and delivery of seven (7) single engine turbine helicopters and the trade-in of five(5) current Bell 407 and two (2) Airbus H125 helicopters for eighteen (18) months period.

2 Specification and description of the *goods*

This specification covers the requirements for the selection and purchase of Helicopters which best suit the strategic goals and objectives of the National Transmission Company of South Africa and Eskom Aviation. To meet these goals the helicopters to be supplied for live line operations must be able to perform all the tasks listed below in consideration of the health and safety of NTCSA employees, the reliability and efficiency in the execution of live line operations, conformance to specifications, ergonomics, and value for money.

- High Voltage Power Line maintenance.
 - General Power Line Maintenance, Re-Insulation, Close Proximity and Insulator Spray Washing.
- Power Line Inspections.
 - Low level fast, slow, and detailed inspections.
 - Infrared – and Corona scanning and High Definition FLIR Camera video and photography.
- Telecommunication and Construction flying.
 - Helicopter Ad-lash installation and removal.
 - Line Stringing
 - Pole Planting.
- Transportation of Personnel and Flight Instruction in the Power Line Environment.

2.1.2 Safety.

Controls have been put in place to ensure the safest operation possible during NTCSA / Eskom Power Line maintenance – and other flying tasks. The Occupational Health and Safety Risk Assessment Procedure and Live Work Risk Assessment Standard was used to evaluate and quantify the risk associated with helicopter Live Line work and is summarized below:

Task Description	Hazard	Risk	Existing Cautions and Controls	RCE	Likelihood	Consequence	Risk Rating
Person working on conductor	Unsteady work platform	Linemen can lose balance and fall	Fall protection plan be attached at all times	FE	C	5	II
Person working on conductor	Electrically alive at line potential	Cutting Clearance resulting in electrocution	Compliance to safe approach distances	ME	C	5	II

SUPPLY AND DELIVERY OF SEVEN (7) SINGLE ENGINE TURBINE HELICOPTERS AND TRADE-IN OF FIVE (5) CURRENT BELL 407 AND TWO (2) AIRBUS H125 FLEET EIGHTEEN (18) MONTHS PERIOD

Person working on tower	At ground potential	Can bridge air gap resulting in flashover	Compliance to safe approach distances	FE	C	5	II
Helicopter and skid work	Mount and dismount from underslung	Falling serious injury	Double Hook system Minimize time hooked and make before break	FE	B	4	III
Helicopter and skid work	Snag Hook when lifted	Tearing harness, breaking equipment, injuring linesman	All tools free before linesmen give signal to lift. Visual Confirmation feet off	FE	C	4	II
Helicopter and skid work	Engine Failure whist attached to tower	Tearing harness, injuring linesman, crashing	Use double hook system, minimize time hooked, make before break and fall arrest system	FE	B	5	II

It is clear that a combination of actions, controls, procedures, planning, training, and standardization has contributed to a Live Line environment which is as safe as possible. It is imperative that the status quo is maintained unless it can be improved. The helicopter must therefore at a minimum be able to perform all of the operational tasks in line with existing controls, standards, and measures. The requirements and specifications related to these tasks are set as mandatory requirements in this document and must be met during the initial phases of the tender process. Should the Tenderer's technical offer not meet the mandatory requirements; the tender shall not be further evaluated.

Requirements for Helicopters used in the Eskom Power Line environment.

The mandatory requirements below are derived from Live Work Standards and Procedures, Training Manuals, Operating Manuals, Legislation, SMS systems, OHS Risk assessment, Fleet Standardization and more than thirty years of Live Line operations experience and are considered best operating practices by NTCSA Aviation. The requirements enable the use of existing controls to ensure safety, functionality, operational efficiency, cost containment, procedural - and legal compliance and pilot workload reduction. The Mandatory Requirements are mutually inclusive. Evidence must be submitted during the initial phase of tendering, that all of the mandatory requirements are met, failing which the Tenderer will be disqualified.

Mandatory Requirements

Cabin Volume

- The helicopter's total interior cabin volume must be equal to or greater than three cubic meters.
- The helicopter must offer a minimum of six seats (pilot plus five).

Fuel System

SUPPLY AND DELIVERY OF SEVEN (7) SINGLE ENGINE TURBINE HELICOPTERS AND TRADE-IN OF FIVE (5) CURRENT BELL 407 AND TWO (2) AIRBUS H125 FLEET EIGHTEEN (18) MONTHS PERIOD

- The Main Tank must be a crash resistant unit.
- The fuel system must include an airframe fuel filter.
 - The helicopters are mostly operated in the countryside which increases the risk of fuel contamination.
- The helicopter must be supplied with an auxiliary fuel tank.
 - The tank is required to provide additional range, when the helicopter is used for Power Line Inspection operations and over-border power line flights.

Engine

- The Helicopter engine must be a single engine Turbine powered unit.
- Fitted with an engine intake barrier filter.
 - The helicopters are mostly operated in the countryside, the barrier filters are required to reduce dust ingestion by the engine and subsequent engine component damage.
- The helicopter must be fitted with a Dual – Channel FADEC system, to provide engine control redundancy.

Rotor System

- The main rotor must be a semi-rigid or fully articulated multibladed system.
- The system must incorporate elastomeric or bearingless design.
- The tail rotor must be a conventional two bladed design.

Maximum All Up Weight

- The helicopter must be provided in the highest certified Maximum All Up Weight (MAUW) configuration where the OEM provides an option for this configuration.
- Should such an option not be an available OEM option, it must be indicated in writing. The OEM will not be negatively affected in this case.

Operation Specific Mandatory Requirements**Operation in vicinity of Power Lines**

- There must be no prohibition of the helicopter operating within close proximity of high voltage power lines (within one meter). A written declaration to this effect must be submitted with the tender.

Serves as an assurance that electrical interference will not negatively affect the electronic systems of the helicopter and/or flight safety.

Human External Cargo (HEC Operations) and Normal External Cargo (Non-HEC).

- The helicopter must be fitted with an OEM approved Dual Cargo Hook System. The system must be approved for Human External Cargo operations. The HEC Supplemental Type Certificate for the specific helicopter must be submitted with the tender.
- The dual hook system must allow the use of the primary hook for Normal operations (non-HEC), whilst the HEC hook is in place.

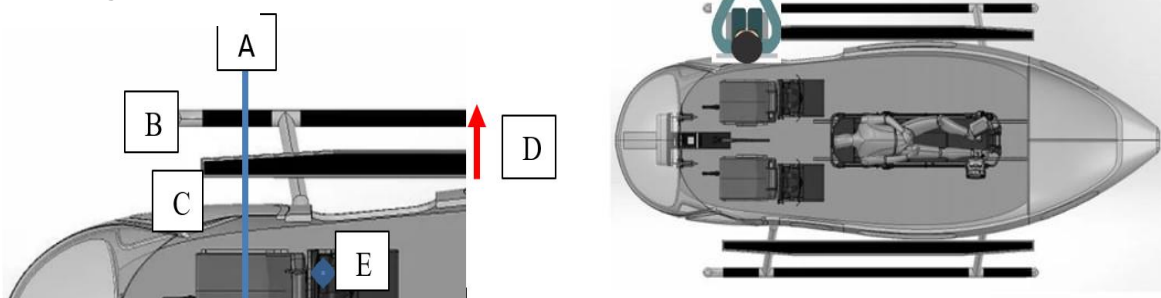
SUPPLY AND DELIVERY OF SEVEN (7) SINGLE ENGINE TURBINE HELICOPTERS AND TRADE-IN OF FIVE (5) CURRENT BELL 407 AND TWO (2) AIRBUS H125 FLEET EIGHTEEN (18) MONTHS PERIOD

- The primary hook must allow the carriage of a load equal to or greater than 1000 Kilograms when used for Normal (Non-HEC) operations.
- The system must allow for the simultaneous release of the primary and secondary hooks, by activating controls or switches which are located on the cyclic and collective respectively. The pilot must be able to effect a complete load release without removing his/her hands from the flight controls.

Helicopter Skids

- The helicopter must be supplied with High Skid landing gear.
- Close proximity work requires the linesman to sit on the skid during maintenance operations, therefore the skids must incorporate a full-length skid step (C). The forward length of the skid step must allow a Live Line linesperson to sit on the step, in line with the pilot at a right angle (A). Looking from above the skid track must be wider than the distance between the skid steps and allow the linesperson a foothold for balance during close proximity flying operations (D). The skid must therefore end in line with the skid step or extend further forward than the skid step (B).
- An attachment point inside the cabin (installed hook or safety belt point) must be available to secure a safety line, which will be connected to the linesman's harness (E).

Figure 3.2.4.1



Tail Rotor position

- Close Proximity operations require that the helicopter fuselage be placed near the conductor at an angle of 20 – 30 degrees.
- To reduce the risk of a tail rotor strike and subsequent tail rotor failure, the helicopter design must place the tail rotor on the opposite side of the fuselage to the Pilot in Command (PIC). If the helicopter is certified with the PIC in the Right-Hand seat, the tail rotor must be positioned on the Left-Hand side of the tail boom.

Figure 3.2.4.1

**Tail Rotor Opposite Side
of Conductor**

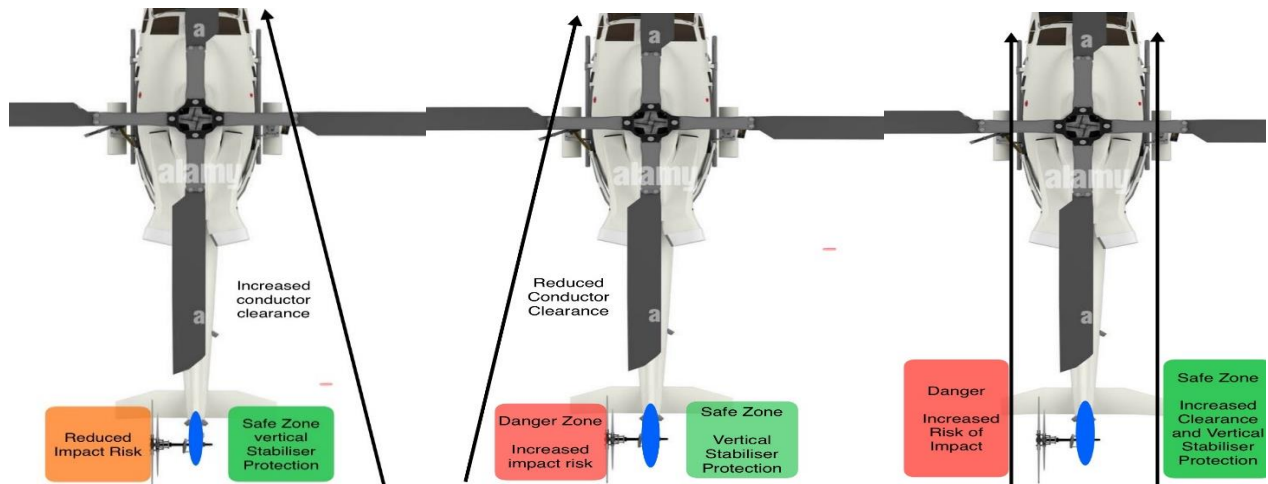
Figure 3.2.4.2

**Tail Rotor on Same side
Side as Conductor**

Figure 3.2.4.3

**Loss of directional control
placing helicopter parallel
to Conductor**

SUPPLY AND DELIVERY OF SEVEN (7) SINGLE ENGINE TURBINE HELICOPTERS AND TRADE-IN OF FIVE (5) CURRENT BELL 407 AND TWO (2) AIRBUS H125 FLEET EIGHTEEN (18) MONTHS PERIOD



Doors and door limitations

The Pilot and Co-pilot door design must allow for quick release / removal (no tools required) by one person. The right rear door must be a sliding door and allow opening and closing during flight. The helicopter doors must allow flight for all of the following configurations:

- I. Only pilot door removed; other doors closed.

Vertical reference flying operations often require the pilot to operate between various towers, with the linesman leaving hardware / spares in the rear of the helicopter to use as they progress. The pilot may also leave the removed pilot door on the back seat as per standard Eskom Live Line procedure. The rear door is therefore closed in these cases to prevent loose objects falling from the helicopter. Wind interference through the cockpit and cabin is reduced to a minimum by leaving the other doors closed, this reduces noise through the headsets during communication and offers a partial means of controlling the temperature inside the cabin in cold conditions.

- II. Pilot and Co-pilot doors removed; other doors closed.

The Live Work Standards and Instructions, Helicopter Operating Manual and Air Navigation Regulations Part 133 clearly state that the pilot and Instructor must have an uninterrupted view of the HEC or Non-HEC at all times during operations, further that the pilot must be able to see all other linesman on the tower for effective guidance. The vertical reference technique thus requires both the Pilot and Instructor to remove their doors to adhere to the visual requirements. The reasons for the closed rear doors remain the same as described above.

- III. Pilot door and RH rear sliding door open; other doors closed.

This configuration is mostly used during Close Proximity – skid work. The pilot door is removed to ensure that the pilot has the linesman visual on the skid and to enable the pilot to release the linesman's safety line. During bird diverter fitment multiple diverters are loaded in the aft cabin and the LH rear door therefor has to be closed to prevent the diverters falling from the helicopter. The RH rear door is left open to allow a linesman seated on the right rear seat, to pass diverters to the linesman on the skid.

- IV. RH rear sliding door open; other doors closed.

This configuration is mostly used during visual Power Line Inspections and Manual scanning. The inspector will open the door as and when required during flight to allow a better view of a fault, allow clear photographs and accurate infrared scanning. The towers may be far apart and opening and closing the rear door allows for increases ferry speeds between flights, improving efficiency and decreasing maintenance cost.

SUPPLY AND DELIVERY OF SEVEN (7) SINGLE ENGINE TURBINE HELICOPTERS AND TRADE-IN OF FIVE (5) CURRENT BELL 407 AND TWO (2) AIRBUS H125 FLEET EIGHTEEN (18) MONTHS PERIOD**Vertical Reference Live Power Line Operations Visibility**

NTCSA Aviation uses the vertical reference technique for underslung Live Power Line maintenance operations, which requires views of the underslung, Live loads, cargo carried and surrounding work area. Artificial means are not used to improve visibility. The vertical reference technique implies the following about the pilot's seating position:

- The pilot rotates his/her shoulders 30 degrees towards the door opening. Maintaining the rotation, the pilot bends over forward at an angle of approximately 35 – 40 degrees and then establishes the relevant direct outside visual cues.

The helicopter design must allow the Pilot and Instructor unobstructed / uninterrupted direct views during all Live Line Maintenance operations which, will require the following -:

- The underslung load must be directly visible to the pilot - as well as the "Grapple Hook", which is a point approximately two meters below the helicopter.
- The HEC and Non-HEC must be visible during the hover and complete flight range of 0 KIAS to 60 KIAS.
- It must be possible to keep the load visual during final approach to the tower, simultaneously scanning the ground ahead and below, the HEC and Non-HEC, the approach path to the tower ahead, and the linespersons on the ground and tower giving hand signals.
- It must be possible to simultaneously keep the linesmen on the conductor, tower peak and other positions on the tower visual when lowering, lifting, or placing the cargo or people.
- That the helicopter design be such, that the floor, cockpit frame and / or instrument panel does not interrupt or obstruct the visual requirements set out above for both the pilot and instructor.

Cabin Structure Design

- The helicopter must have a door-frame structure around the LH and RH front doors, which offers added protection during an accidental side impact and adds additional support to the pilot seated in the vertical reference position.




Figure 3.2.7.1

- The structure must offer a means of separation between the cockpit and aft cabin to prevent hardware entering the cockpit during Live Line Maintenance operations.

Pilot Dual Controls

- The helicopters often have to perform various tasks within the same week, which may include instruction, followed by Power Line Inspection or Passenger transportation which

SUPPLY AND DELIVERY OF SEVEN (7) SINGLE ENGINE TURBINE HELICOPTERS AND TRADE-IN OF FIVE (5) CURRENT BELL 407 AND TWO (2) AIRBUS H125 FLEET EIGHTEEN (18) MONTHS PERIOD

require dual control reconfiguration. For this reason, the helicopter must be supplied with quick release Co-Pilot / Instructor Dual Controls (no tools required for installation or removal).

- Fuel throttles must be available on both the pilot and co-pilot collectives and offer fuel modulation.
- Should the Co-pilot pedals not be removable, the pedals must offer a means of disconnecting or locking in place to prevent inadvertent passenger interference.
- The OEM must have no prohibition on the dual controls being installed or removed by the Pilot in Command.

Power Line Spray Washing Machine

Power Line maintenance includes insulator spray washing. Evidence must be provided that the helicopter is approved for the fitment of a certified Power Line Spray Washing machine.

FLIR 350 Camera Nose Mount

- Evidence must be provided that the helicopter is approved for the fitment of a certified FLIR 350 Camera Nose Mount.
- The Helicopter must be available with the Camera Nose Mount fitted.

Hover Performance.

The hover performance of the helicopter must be such, that it will allow a continuous hover in all wind directions with windspeed of 17 Knots or less, for a period of ≥ 30 minutes, assuming that all the engine cockpit indications are in the normal operating ranges.

Should any OEM limitation exist in this regard it must be stated.

Hydraulic Pump

- The hydraulics pump must preferably be gear driven.
 - The helicopters are mostly operated in the countryside where dust, sand and small stones increase degradation and the risk of hydraulic drive belt failure, which will result in the loss of hydraulic assistance.
- The Hydraulic Failure emergency procedure contained in the Aircraft Flight Manual (AFM) must not prohibit a zero - speed hover.
 - The HEC carried must be safely landed, before the underslung can be released and the helicopter landed. The inability to hover and conduct the maneuvers at walking pace, will result in injury or death.

Electrical

- The helicopter must be supplied with the highest specification generator for the model range and be fitted with a 28 Amp hour battery.
 - The helicopters mostly operate away from base and in all weather conditions. Multiple starts and cold weather places high demands on the battery used.

Windows

SUPPLY AND DELIVERY OF SEVEN (7) SINGLE ENGINE TURBINE HELICOPTERS AND TRADE-IN OF FIVE (5) CURRENT BELL 407 AND TWO (2) AIRBUS H125 FLEET EIGHTEEN (18) MONTHS PERIOD

- The helicopter doors must incorporate sliding widows for the Pilot, Co-pilot and LH and RH rear passengers.
- The supplier must be able to provide tinted windows, the type and color of tint will be selected from the options provided.

Wire Cutters

- The helicopter must be supplied with Type Certified Upper and Lower wire cutters. Certification evidence must be provided.
 - The helicopters are primarily used in the wires environment and the cutters are required as an added safety precaution to minimize the effects of a wire strike.

Cargo System

- A transversely mounted cargo HEC system which does not incorporate a swing provides greater ground clearance in rough terrain and less load movement during the release of one of the hooks, when used in the HEC configuration. Being able to provide a cargo hook in this configuration would be safer for Live Line operations.

Communication and Navigation System

- The helicopter must be supplied with the following components which may be part of an integrated or multi-component system.
- Two VHF Radios with secondary frequency swop on cyclic.
- Two GPS Units.
- Mode S Transponder
- Traffic Alert or similar collision avoidance system.
- GPS/Nav system must provide built-in wireless connectivity, data upload and download and remote position tracking of the helicopter.
- An Integrated Communications Control Panel.
- The helicopter must be supplied with a certified helicopter headset for each seat. The headsets must provide passive noise reduction of 24 dB or more, weigh 600 grams or less, be fitted with a noise reduction microphone which is fitted to a flexible boom and provide comfort ear seals or similar and headset adjustable volume control.

Cargo Load Indicator

- The unit must be a digital underslung load weighing system. Evidence must be provided that the system is certified for fitment and use on the helicopter.
- The system must have a cockpit display and be able to provide Data Monitoring information to suitable connected devices.
 - The indicator is required to minimize the risk of overloading the cargo hook or exceeding the helicopter's performance and load limitations.

Radar Altimeter

- Evidence must be provided that the unit is certified for fitment and use on the helicopter.

SUPPLY AND DELIVERY OF SEVEN (7) SINGLE ENGINE TURBINE HELICOPTERS AND TRADE-IN OF FIVE (5) CURRENT BELL 407 AND TWO (2) AIRBUS H125 FLEET EIGHTEEN (18) MONTHS PERIOD

- The unit must offer C-Band interference resistance or similar, to prevent signal interference.
- The unit must provide interface capability.
 - The unit assists the pilot in maintaining safe operating altitudes over undulating terrain.

Rotor Brake

- The helicopter must be fitted with a rotor brake.
 - In case of high winds or an emergency the pilot must be able to stop the rotor as quickly as possible to minimize or prevent damage.

Accessibility

- The helicopter must incorporate suitable steps to ensure that pilots can reach all the components which need to be inspected during pre-flight.
 - The pilot does not have inspection platforms available when operating away from base and the steps assists the pilot in being to conduct the necessary inspections.

Interior

The minimum interior specification must provide:

- Airframe close-outs.
- Roof headlining and interior lighting.
- Leather covered seats.
- Seat covers / protectors for the Pilot and front passenger seats.
- Carpeted floors.
- Preformed plastic carpet / floor protectors or similar.

Cabin Heating and Cooling

- The helicopters must be fitted with a cabin air-conditioner cooling system. If the system is not an integrated part of the standard helicopter, evidence of certification must be provided.
- The helicopter must be fitted with a cabin heating system. If the system is not in integrated part of the standard helicopter evidence of certification must be provided.
 - Heating and cooling are necessary to provide a temperate cabin environment, which reduces fatigue and improves concentration.

Paint Scheme and Design

- It must be confirmed in writing that the helicopters will be delivered in the colors and design specified by NTCSA. A selection of minimum two standard designs from which NTCSA may choose will be acceptable.

Mooring Equipment

- The helicopter must be provided with an Ultra-Violet (UV) resistant full fuselage cover, engine intake plugs or covers and blade tie-downs. Specification and / or description to be provided.

SUPPLY AND DELIVERY OF SEVEN (7) SINGLE ENGINE TURBINE HELICOPTERS AND TRADE-IN OF FIVE (5) CURRENT BELL 407 AND TWO (2) AIRBUS H125 FLEET EIGHTEEN (18) MONTHS PERIOD**Maintenance.**

- Excluding unplanned maintenance, the helicopter must be able to operate away from base for a minimum of 40 hours airframe time and /or two weeks, without requiring additional maintenance engineer's inspections between MPI's. Details must be provided in this regard and will be rated on a sliding scale.

NTCSA utilizes seven helicopters at various locations in South Africa which are often remote and time consuming to reach by road. Additional inspections will require an increase in maintenance services, as well as reduced operational efficiency, which will increase operational costs and decrease power line maintenance output.

2.1 Purchaser's design

The *Purchaser* will not design any part/s of the *goods*.

2.2 Procedure for submission and acceptance of Supplier's design

Not Applicable

2.3 Other requirements of the Supplier's design

Not Applicable

2.4 Use of Supplier's design

Not Applicable

2.5 Manufacture & fabrication

Not Applicable

2.6 Factory acceptance testing (FAT)

Not Applicable

2.7 Other tests and inspections and commissioning in place of use

- Must meet all the technical, functional, operational and operations specific safety specifications / criteria, provided by Eskom Aviation.
- Must be delivered with all the optional equipment specified fitted.
- Must be available for acceptance test flights and delivery at an airport in the greater Johannesburg or Pretoria area.

SUPPLY AND DELIVERY OF SEVEN (7) SINGLE ENGINE TURBINE HELICOPTERS AND TRADE-IN OF FIVE (5) CURRENT BELL 407 AND TWO (2) AIRBUS H125 FLEET EIGHTEEN (18) MONTHS PERIOD

- All of the South African Civil Aviation authorities requirements with regards to aircraft registration and air worthiness must be met by the Supplier as evidenced by the relevant documentation, prior to Eskom aviation conducting and acceptance flight.

It is mandatory that the helicopters supplied by the OEM, or its representative are type certified by the Federal Aviation Administration (FAA) or European Safety Union Aviation Safety Agency (EASA)

2.8 Operating manuals and maintenance schedules

The Supplier must supply the aircraft with the latest aircraft publications as per the agreed valid term.

3 Supply Requirements

The Supply Requirements for this contract are in an Annexure to the Contract Data provided by the *Purchaser*.

4 Specification of the *services* to be provided

The *Supplier* shall provide training to the Purchaser's staff in the use of the goods.

- Must be provided with complimentary initial international pilot factory courses for eleven Eskom Aviation pilots.
- Must be provide with complimentary initial international maintenance engineering courses for electrical, avionics and mechanical courses.

5 Constraints on how the *Supplier* Provides the Goods

5.1 Programming constraints

Not Applicable

5.2 Work to be done by the Delivery Date

The following must be done in order to constitute "Delivery":

- Passing of FAT and any other test deemed necessary by the Purchaser.
- Provision of operating manuals and maintenance schedules.
- The Helicopter must be assembled and supplied with all the stated specified equipment.
- All of the South African Civil Aviation authorities' requirements with regards to aircraft registration and air worthiness must be met by the Supplier as evidenced by the relevant documentation, prior to NTCSA aviation conducting an acceptance flight.

SUPPLY AND DELIVERY OF SEVEN (7) SINGLE ENGINE TURBINE HELICOPTERS AND TRADE-IN OF FIVE (5) CURRENT BELL 407 AND TWO (2) AIRBUS H125 FLEET EIGHTEEN (18) MONTHS PERIOD**5.3 Marking the goods**

A serial number for the aircraft production to be provided to NTCSA aviation before delivery, for tracking the progress on the production line.

5.4 Constraints at the delivery place and place of use

The *Supplier* must make their premises available for test flying and aircraft acceptance during business hours by appointment.

5.5 Cooperating with Others

Not Applicable

5.6 Services & other things to be provided by the *Purchaser* or *Supplier*

Not Applicable

5.7 Management meetings

Regular meetings of a general nature may be convened and chaired by the *Supply Manager* as follows:

Title and purpose	Approximate time & interval	Location	Attendance by:
Risk register and compensation events	As and when required	Virtual at Johannesburg, South Africa	<i>Purchaser and Supplier</i>
Overall contract progress and feedback	As and when required	Virtual at Johannesburg, South Africa	<i>Purchaser, and Supplier</i>

Meetings of a specialist nature may be convened as specified elsewhere in this Goods Information or if not so specified by persons and at times and locations to suit the Parties, the nature and the progress of the manufacture of the *goods*. Records of these meetings shall be submitted to the *Supply Manager* by the person convening the meeting within five days of the meeting.

All meetings shall be recorded using minutes or a register prepared and circulated by the person who convened the meeting. Such minutes or register shall not be used for the purpose of confirming actions or instructions under the contract as these shall be done separately by the person identified in the *conditions of contract* to carry out such actions or instructions.

SUPPLY AND DELIVERY OF SEVEN (7) SINGLE ENGINE TURBINE HELICOPTERS AND TRADE-IN OF FIVE (5) CURRENT BELL 407 AND TWO (2) AIRBUS H125 FLEET EIGHTEEN (18) MONTHS PERIOD**5.8 Documentation control**

All documentation control shall be done in accordance with the latest ISO 9001 standard. All contract related documented information/correspondence shall have contract number; order number as reference for traceability and all correspondence to be directed to the assigned Supply Manager.

5.9 Health and safety risk management

The *Supplier* shall comply with the following Occupational, Health and Safety (OHS) requirements:

- Annexure B - Acknowledgement of Eskom's OHS legal and other requirements form signed and submitted by the tenderer.
- OHS Plan - Must address the project / scope of work OHS risk(s) and aligned with the health and safety specification or requirements.
- Baseline OHS Risk Assessment (BRA) - Identification, assessment and management of Safety, Health and Environmental risks related to the scope of work. The methodology used for the risk assessment must be provided together with the BRA.
- Valid Letter of Good Standing (COIDA or equivalent).
- OHS Policy signed by CEO - The submitted policy document must comply to OHS Act Section 7.

5.10 Environmental constraints and management

Not Applicable

5.11 Quality

ISO compliance is a condition of contract and the following ISO standard shall apply:
Quality Management System (Aviation and ISO 9001) Document number **240-105658000**

5.12 Invoicing and payment

Within one week of receiving a payment certificate from the *Supply Manager* in terms of core clause 51.1, the *Supplier* provides the *Purchaser* with a tax invoice showing the amount due for payment equal to that stated in the *Supply Manager's* certificate.

The *Supplier* shall address the tax invoice to *Purchaser* and include on each invoice the following information:

- Name and address of the *Supplier* and the *Supply Manager*;
- The contract number and title;
- *Supplier's* VAT registration number;
- The *Purchaser's* VAT registration number.
- Description of *goods* and *services* provided for each item invoiced based on the Price Schedule;
- Total amount invoiced excluding VAT, the VAT and the invoiced amount including VAT;
- Purchase Order Number

Local invoices (ZAR) has to be sent to **invoicentcsalocal@ntcsa.co.za**

SUPPLY AND DELIVERY OF SEVEN (7) SINGLE ENGINE TURBINE HELICOPTERS AND TRADE-IN OF FIVE (5) CURRENT BELL 407 AND TWO (2) AIRBUS H125 FLEET EIGHTEEN (18) MONTHS PERIOD**5.13 Insurance provided by the *Purchaser***

Refer to Clause 8 Risk, liabilities ,indemnities and insurance of “C1.2 SC Contract Data”

5.14 Contract change management

Refer to NEC3 Supply contract.

5.15 Provision of bonds and guarantees

The form in which a bond or guarantee required by the *conditions of contract* (if any) is to be provided by the *Supplier* is given in Part 1 Agreements and Contract Data, document C1.3, Sureties.

The *Purchaser* may withhold payment of amounts due to the *Supplier* until the bond or guarantee required in terms of this contract has been received and accepted by the person notified to the *Supplier* by the *Supply Manager* to receive and accept such bond or guarantee. Such withholding of payment due to the *Supplier* does not affect the *Purchaser's* right to termination stated in this contract.

5.16 Records of Defined Cost, payments & assessments of compensation events to be kept by the *Supplier*

Original documentation must be kept by the *Supplier*

6 Procurement**6.1 Subcontracting****6.1.1 Preferred subcontractors**

Not Applicable

6.1.2 Limitations on subcontracting

Not Applicable

6.1.3 Spares and consumables

The *Supplier* must, at the earliest opportunity, notify the *Purchase* of the planned discontinuation of any products used in this contract

6.1.4 Other requirements related to procurement

Not Applicable

SUPPLY AND DELIVERY OF SEVEN (7) SINGLE ENGINE TURBINE HELICOPTERS AND TRADE-IN OF FIVE (5) CURRENT BELL 407 AND TWO (2) AIRBUS H125 FLEET EIGHTEEN (18) MONTHS PERIOD

6.1.5 Cataloguing requirements by the *Supplier*

Not Applicable

7 List of drawings

7.1 Drawings issued by the *Purchaser*

As per Scope requirements

C3.2 *SUPPLIER'S* GOODS INFORMATION

This section of the Goods Information will always be contract specific depending on the nature of the *goods* and *services*.

It is most likely to be required for supply contracts where the tendering supplier will have proposed specifications and schedules for the *goods* and *services*, which once accepted by the *Purchaser* prior to award of contract now become obligations of the *Supplier* per core clause 20.1.

This section could also be compiled as a separate file.
