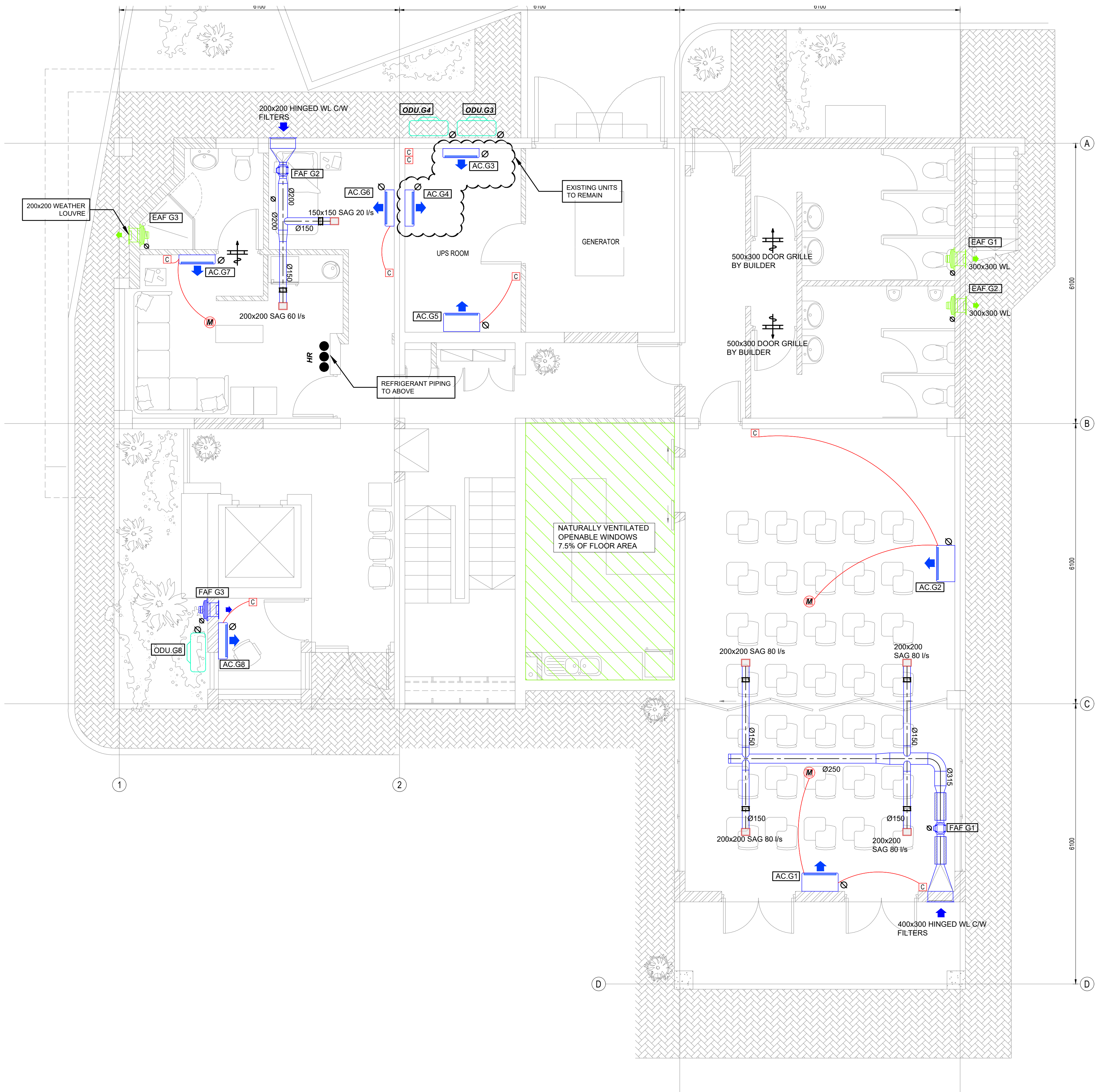


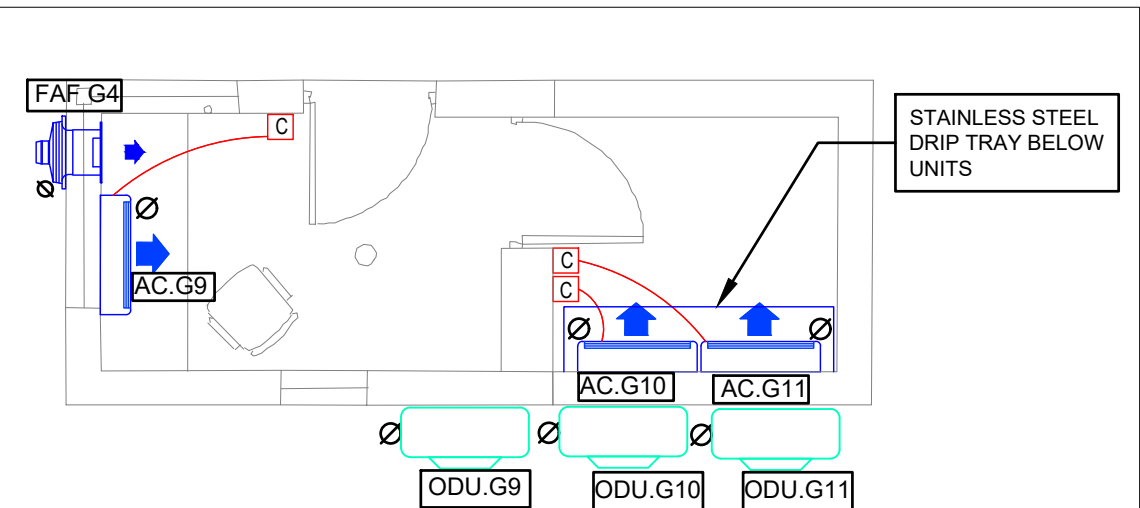
EQUIPMENT SCHEDULE			
ITEM	DESCRIPTION	CAPACITY	NOTES
AC G1	UNDERCEILING VRV INDOOR UNIT	7,1 kW COOLING	-
AC G2	UNDERCEILING VRV INDOOR UNIT	11,2 kW COOLING	-
FAF G1	INLINE SILENT TUBE FAN, AMS TD 2000/315 OR EQUAL WITH 600mm UP- AND DOWN ATTENUATORS	320 l/s @ 180 Pa	FAN TO BE SWITCHED ON BY TIMER IN DB
FAF G1 & EAF G2	WALL MOUNTED EXTRACT FANS, AMS HXM 250 OR EQUAL	180 l/s @ 20 Pa	FAN TO BE SWITCHED ON BY TIMER IN DB
AC G3 & AC G4	EXISTING MID WALL SPLIT UNITS	5 kW COOLING	EXISTING UNITS TO REMAIN
AC G5	UNDERCEILING VRV INDOOR UNIT	11,2 kW COOLING	-
FAF G2	INLINE SILENT TUBE FAN, AMS TD 500/160 SILENT OR EQUAL	80 l/s @ 180 Pa	FAN TO BE SWITCHED ON BY TIMER IN DB
AC G6	MID WALL VRV INDOOR UNIT	2,8 kW COOLING	TO BE INSTALLED WITH DRAIN PIPE
AC G7	MID WALL VRV INDOOR UNIT	3,6 kW COOLING	TO BE INSTALLED WITH DRAIN PIPE
AC G8	SPLIT TYPE MID WALL AC UNIT	2,8 kW COOLING	
FAF G3	WALL MOUNTED SUPPLY AIR FAN, AMS SILENT 200 OR EQUAL	20 l/s @ 20 Pa	FAN TO BE SWITCHED ON AT ISOLATOR
FAF G3	WALL MOUNTED EXTRACT FANS, AMS HXM 200 OR EQUAL	75 l/s @ 20 Pa	FAN TO BE SWITCHED ON BY TIMER IN DB
AC G9	MID WALL SPLIT UNIT	3,5 kW COOLING	SPLIT SYSTEM
AC G10	MID WALL SPLIT UNIT	3,5 kW COOLING	SPLIT SYSTEM
AC G11	MID WALL SPLIT UNIT	3,5 kW COOLING	SPLIT SYSTEM
FAF G4	WALL MOUNTED SUPPLY AIR FAN, AMS SILENT 200 OR EQUAL	20 l/s @ 20 Pa	FAN TO BE SWITCHED ON AT ISOLATOR



LEGEND	
SYMBOLS	DESCRIPTION
	MID WALL AC UNIT
	UNDERCEILING AC UNIT
	HEAT RECOVERY BOX VRV
	WALL MOUNTED EXTRACT FAN
	IN-LINE TUBE FAN
	SUPPLY AIR/EXTRACT GRILLE
	OUTDOOR UNIT
	POWER ISOLATOR, TO BE WEATHER PROOF IF INSTALLED EXTERNAL TO BUILDING. ALL ISOLATORS SHALL BE LOCKABLE IN OPEN POSITION.
	REMOTE CONTROLLER
	WIRED CONTROLLER
	DOOR GRILLE (500X300)
	MOTION DETECTOR - BY ELECTRICAL ENGINEER
	BALANCING DAMPER

**INDOOR UNIT CONTROLS:**

- ALL INDOOR UNITS SHALL BE CONTROLLED BY WIRED CONTROLLER.
- CONTROLLERS TO BE WALL MOUNTED AT 1400mm AFFL ADJACENT TO LIGHT SWITCH.
- UNITS TO BE CONNECTED TO MOTION DETECTOR (BY ELECTRICIAN) TO SWITCH UNIT OFF WHEN ROOM IS NOT OCCUPIED.



GUARDS ROOM  
Scale 1:50

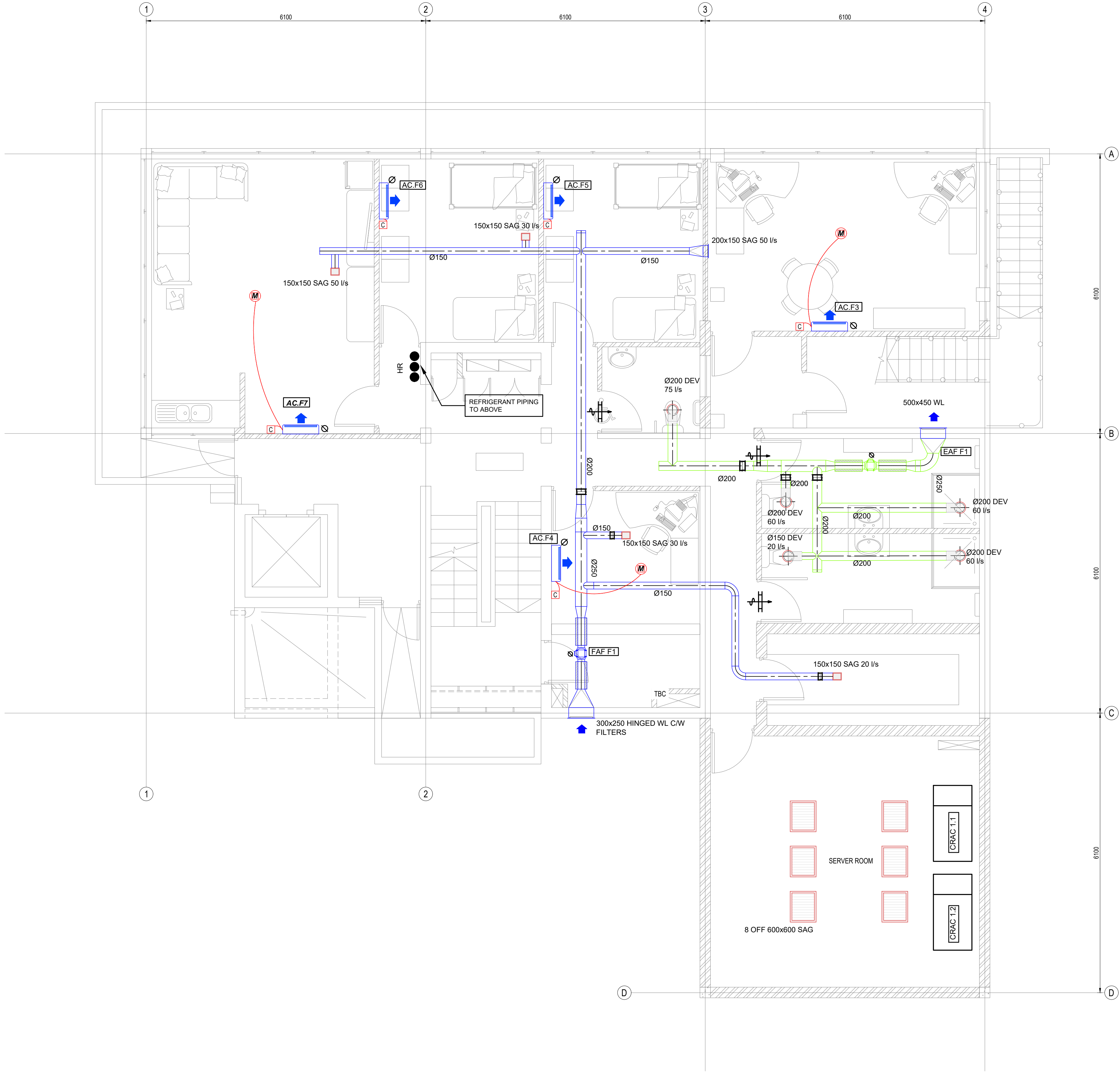
TENDER

GROUND FLOOR  
Scale 1:50

NOTES / LEGEND		APPROVED BY COUNCIL / CLIENT		DATE	INITIAL	No./CODE	REVISION DESCRIPTION	CLIENT		PROJECT		APPROVED BY BVI																																																																																																																																																																																																																																																																																																																																																																																																																																																																																																																																																																																																																																																																																																																																																																																																																																																																																																																																																																																																																																																																																																																																																																																																																																																												
		CITY ENGINEER / CLIENT		REG. NO.	DATE	01/02/2018	HL	1/D	FOR CONSTRUCTION	 <b>TRANSNET</b>  national ports authority		 <b>bvi</b> 50 YEARS CELEBRATION EST 1967-2017 • ENGINEERING • PROCUREMENT • MANAGEMENT  CESA																																																																																																																																																																																																																																																																																																																																																																																																																																																																																																																																																																																																																																																																																																																																																																																																																																																																																																																																																																																																																																																																																																																																																																																																																																																												
						27/05/2020	TB	2/D	FOR TENDER																																																																																																																																																																																																																																																																																																																																																																																																																																																																																																																																																																																																																																																																																																																																																																																																																																																																																																																																																																																																																																																																																																																																																																																																																																																															
		AMENDMENTS CODE		12/11/2021	MC	3/D	FOR TENDER	PROVINCE						OFFICE	E-MAIL																																																																																																																																																																																																																																																																																																																																																																																																																																																																																																																																																																																																																																																																																																																																																																																																																																																																																																																																																																																																																																																																																																																																																																																																																																																									
A,B,C... / BEFORE TENDER D... / TENDER DRAWING 1,2,3... / AFTER TENDER Z... / AS BUILT		A. BY CLIENT B. BY ARCHITECT C. BY MECHANICAL OR ELECTRICAL D. BY BVI E. BY OTHER ( )																																																																																																																																																																																																																																																																																																																																																																																																																																																																																																																																																																																																																																																																																																																																																																																																																																																																																																																																																																																																																																																																																																																																																																																																																																																																						



EQUIPMENT SCHEDULE			
ITEM	DESCRIPTION	CAPACITY	NOTES
CRAC 1.1 & CRAC 1.2	CLOSE CIRCUIT CONTROL SERVER AC UNIT	24 kW COOLING	-
FAF F1	INLINE SILENT TUBE FAN, AMS TO 800/200 SILENT OR EQUAL	180 l/s @ 180 Pa	FAN TO BE SWITCHED ON BY TIMER IN DB
AC F3	MID WALL VRV INDOOR UNIT	5.6 kW COOLING	-
AC F4 TO AC F7	MID WALL VRV INDOOR UNIT	3.6 kW COOLING	-
EAF F1	INLINE SILENT TUBE FAN, AMS TO 2000/315 OR EQUAL WITH 600mm UP- AND DOWN ATTENUATORS	275 l/s @ 150 Pa	FAN TO BE SWITCHED ON BY TIMER IN DB



LEGEND	
SYMBOLS	DESCRIPTION
	MID WALL AC UNIT
	UNDERCEILING AC UNIT
	HEAT RECOVERY BOX VRV
	WALL MOUNTED EXTRACT FAN
	IN-LINE TUBE FAN
	SUPPLY AIR/EXTRACT GRILLE
	OUTDOOR UNIT
	POWER ISOLATOR, TO BE WEATHER PROOF IF INSTALLED EXTERNAL TO BUILDING. ALL ISOLATORS SHALL BE LOCKABLE IN OPEN POSITION.
	REMOTE CONTROLLER
	WIRED CONTROLLER
	DOOR GRILLE (500X300)
	MOTION DETECTOR - BY ELECTRICAL ENGINEER
	BALANCING DAMPER

**INDOOR UNIT CONTROLS:**

- ALL INDOOR UNITS SHALL BE CONTROLLED BY WIRED CONTROLLER.
- CONTROLLERS TO BE WALL MOUNTED AT 1400mm AFFL ADJACENT TO LIGHT SWITCH.
- UNITS TO BE CONNECTED TO MOTION DETECTOR (BY ELECTRICIAN) TO SWITCH UNIT OFF WHEN ROOM IS NOT OCCUPIED.

TENDER

FIRST FLOOR  
Scale 1:50

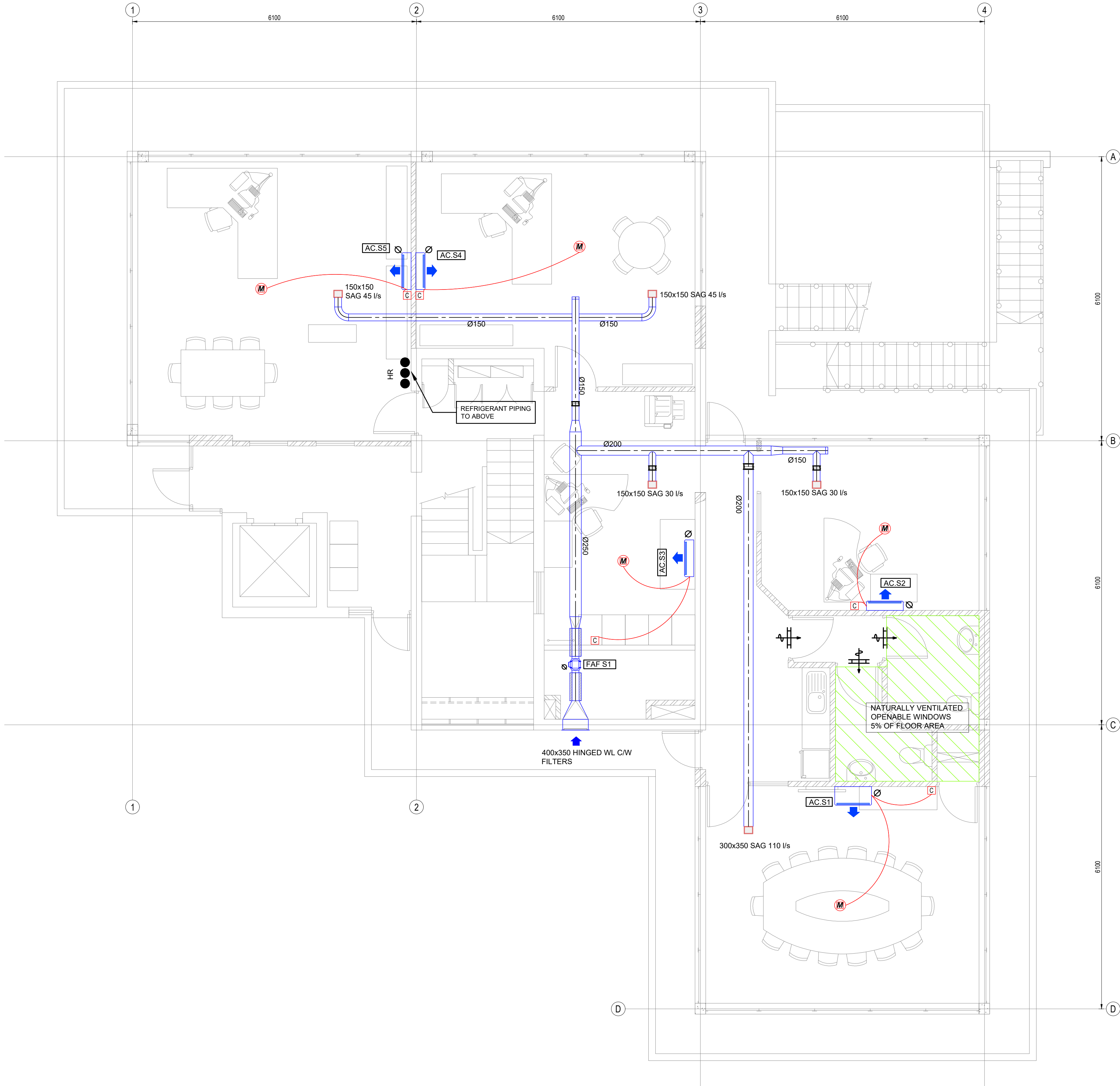
NOTES / LEGEND		APPROVED BY COUNCIL / CLIENT		DATE	INITIAL	No. CODE	REVISION DESCRIPTION	CLIENT		PROJECT		APPROVED BY BVI			
		CITY ENGINEER / CLIENT		REG. NO.	DATE	27/05/2020	TB	2/D	FOR TENDER	  	RICHARDS BAY - PORT CONTROL TOWER	ENGINEER/TECHNOLOGIST		200970062	12/11/2021
		AMENDMENTS CODE		12/11/2021	MC	3/D	FOR TENDER	SCALE	AS SHOWN @ A1			DRAWN	MC		
A.B.C. / BEFORE TENDER D. / TENDER DRAWING 123... / AFTER TENDER Z. / AS BUILT		A. BY CLIENT B. BY ARCHITECT C. BY MECHANICAL OR ELECTRICAL D. BY BVI E. BY OTHER ( )						DESIGNED	JP			CHECKED	JP		
										DRAWING TITLE		PLAN NUMBER		REVISION NO.	DATE SAVED
										FIRST FLOOR HVAC		32442.00-740-02		3	12 NOV 2021

0 10 50 100

O:\PROJECTS DRAWINGS\32000 - 32999\32442.00\MECHANICAL\RE-TENDER DRAWINGS\HVAC\32442.00-740 REV 2.DWG

32442.00-740 REV 2.DWG

FAN SCHEDULE			
ITEM	DESCRIPTION	CAPACITY	NOTES
FAF S1	INLINE SILENT TUBE FAN, AMS TD 2000/315 OR EQUAL WITH 600mm UP- AND DOWN ATTENUATORS	285 l/s @ 180 Pa	FAN TO BE SWITCHED ON BY TIMER IN DB
AC S1	UNDERCEILING VRV INDOOR UNIT	11,2 kW COOLING	UNITS TO BE INTERLOCKED TO MOTION DETECTOR
AC S2 & AC S3	MID WALL VRV INDOOR UNIT	3,6 kW COOLING	UNITS TO BE INTERLOCKED TO MOTION DETECTOR
AC S4 & AC S5	MID WALL VRV INDOOR UNIT	7,1 kW COOLING	UNITS TO BE INTERLOCKED TO MOTION DETECTOR



LEGEND	
SYMBOLS	DESCRIPTION
	MID WALL AC UNIT
	UNDERCEILING AC UNIT
HR	HEAT RECOVERY BOX VRV
	WALL MOUNTED EXTRACT FAN
	IN-LINE TUBE FAN
	SUPPLY AIR/EXTRACT GRILLE
	OUTDOOR UNIT
	POWER ISOLATOR, TO BE WEATHER PROOF IF INSTALLED EXTERNAL TO BUILDING. ALL ISOLATORS SHALL BE LOCKABLE IN OPEN POSITION.
	REMOTE CONTROLLER
	WIRED CONTROLLER
	DOOR GRILLE (500X300)
	MOTION DETECTOR - BY ELECTRICAL ENGINEER
	BALANCING DAMPER

**INDOOR UNIT CONTROLS:**

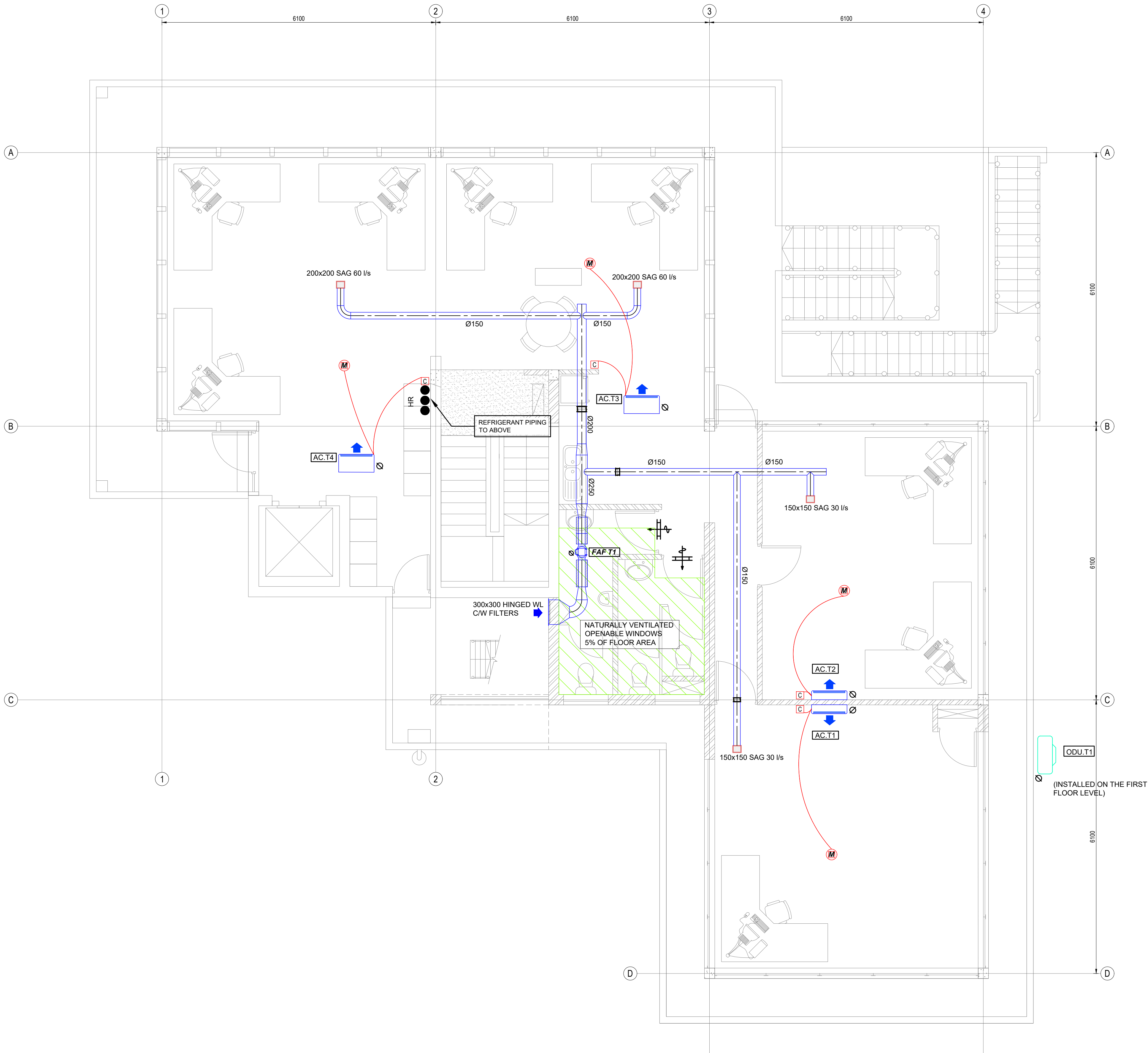
- ALL INDOOR UNITS SHALL BE CONTROLLED BY WIRED CONTROLLER.
- CONTROLLERS TO BE WALL MOUNTED AT 1400mm AFFL ADJACENT TO LIGHT SWITCH.
- UNITS TO BE CONNECTED TO MOTION DETECTOR (BY ELECTRICIAN) TO SWITCH UNIT OFF WHEN ROOM IS NOT OCCUPIED.

SECOND FLOOR  
Scale 1:50

NOTES / LEGEND		APPROVED BY COUNCIL / CLIENT		DATE	INITIAL	No. CODE	REVISION DESCRIPTION	CLIENT		PROJECT		APPROVED BY BVI		
		CITY ENGINEER / CLIENT		REG. NO.	DATE	01/02/2018	HL	1/D	FOR CONSTRUCTION	 national ports authority		 50 YEARS CELEBRATION EST 1967-2017 • ENGINEERING • PROCUREMENT • MANAGEMENT		
						27/05/2020	HL	2/D	FOR TENDER					



EQUIPMENT SCHEDULE			
ITEM	DESCRIPTION	CAPACITY	NOTES
FAF T1	INLINE SILENT TUBE FAN, AMS TD 1000/200 SILENT OR EQUAL	180 l/s @ 180 Pa	FAN TO BE SWITCHED ON BY TIMER IN DB
AC T1	MID WALL SPLIT AC UNIT	6,8 kW COOLING	-
AC T2	MID WALL VRV INDOOR UNIT	7,1 kW COOLING	-
AC T3 & AC T4	UNDERCEILING VRV INDOOR UNIT	11,2 kW COOLING	-





LEGEND	
SYMBOLS	DESCRIPTION
	MID WALL AC UNIT
	UNDERCEILING AC UNIT
	HEAT RECOVERY BOX VRV
	WALL MOUNTED EXTRACT FAN
	IN-LINE TUBE FAN
	SUPPLY AIR/EXTRACT GRILLE
	OUTDOOR UNIT
	POWER ISOLATOR, TO BE WEATHER PROOF IF INSTALLED EXTERNAL TO BUILDING. ALL ISOLATORS SHALL BE LOCKABLE IN OPEN POSITION.
	REMOTE CONTROLLER
	WIRED CONTROLLER
	DOOR GRILLE (500X300)
	MOTION DETECTOR - BY ELECTRICAL ENGINEER
	BALANCING DAMPER

**INDOOR UNIT CONTROLS:**

- ALL INDOOR UNITS SHALL BE CONTROLLED BY WIRED CONTROLLER.
- CONTROLLERS TO BE WALL MOUNTED AT 1400mm AFFL ADJACENT TO LIGHT SWITCH.
- UNITS TO BE CONNECTED TO MOTION DETECTOR (BY ELECTRICIAN) TO SWITCH UNIT OFF WHEN ROOM IS NOT OCCUPIED.

TENDER

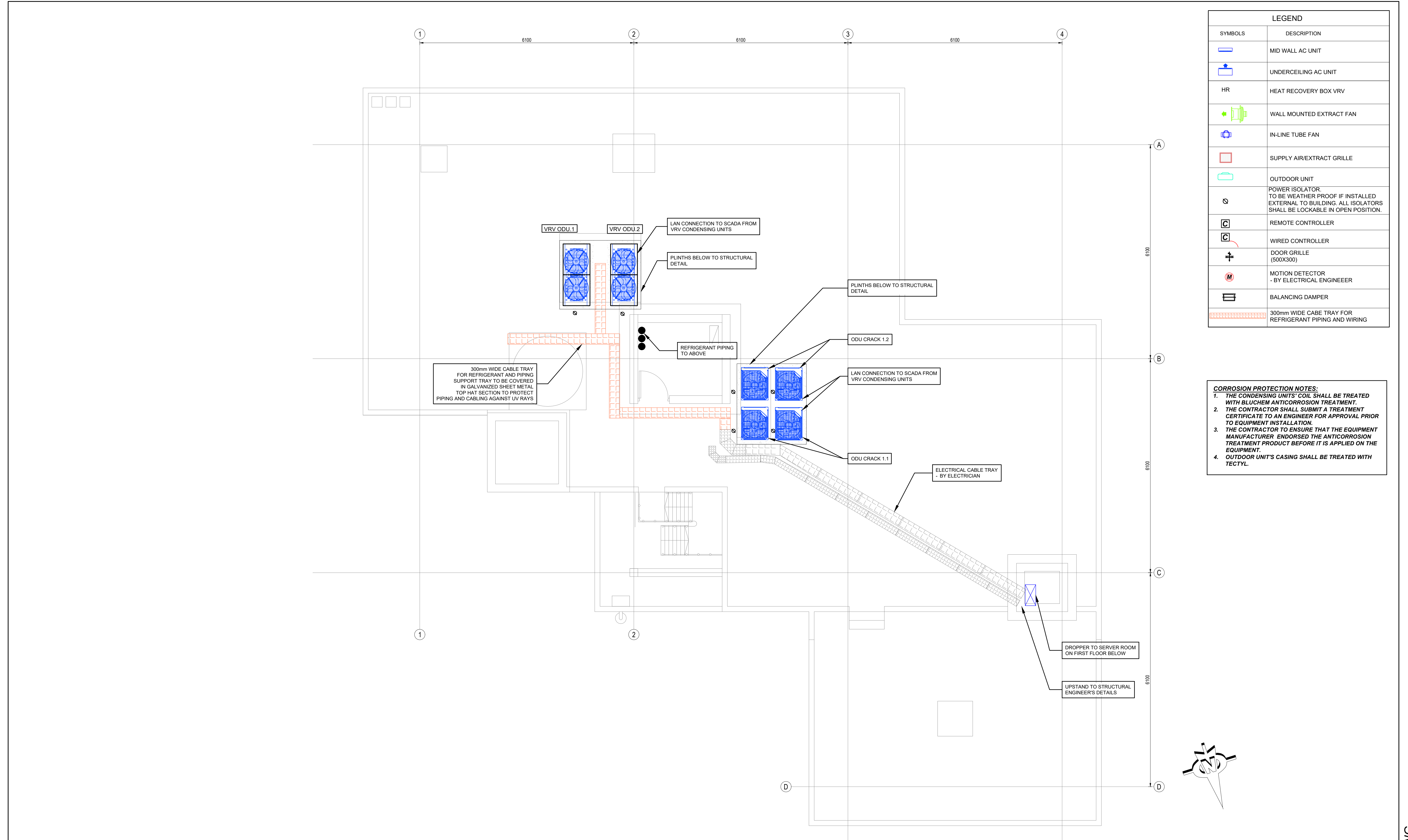
THIRD FLOOR  
Scale 1:50

NOTES / LEGEND		APPROVED BY COUNCIL / CLIENT		DATE	INITIAL	No. CODE	REVISION DESCRIPTION	CLIENT		PROJECT		APPROVED BY BVI		
		CITY ENGINEER / CLIENT		REG. NO.	DATE	27/05/2020	TB	2/D	FOR TENDER	 national ports authority		 50 YEARS CELEBRATION EST 1967-2017 • ENGINEERING • PROCUREMENT • MANAGEMENT		
						12/11/2021	MC	3/D	FOR TENDER					
		AMENDMENTS CODE								RICHARDS BAY - PORT CONTROL TOWER		ENGINEER/TECHNOLOGIST		
												200970062		
												REG. NO.		
												DATE		
												SCALE		
												AS SHOWN @ A1		
												DRAWN		
												MC		
												DESIGNED		
												JP		
												CHECKED		
												JP		
												PLAN NUMBER		
												32442.00-740-04		
												REVISION NO.		
												3		
												DATE SAVED		
												12 NOV 2021		

0 10 50 100

O:\PROJECTS DRAWINGS\32000 - 32999\32442.00\MECHANICAL\RE-TENDER DRAWINGS\HVAC\32442.00-740 REV 2.DWG

32442.00-740 REV 2.DWG









LEGEND	
SYMBOLS	DESCRIPTION
	MID WALL AC UNIT
	UNDERCEILING AC UNIT
HR	HEAT RECOVERY BOX VRV
	WALL MOUNTED EXTRACT FAN
	IN-LINE TUBE FAN
	SUPPLY AIR/EXTRACT GRILLE
	OUTDOOR UNIT
	POWER ISOLATOR. TO BE WEATHER PROOF IF INSTALLED EXTERNAL TO BUILDING. ALL ISOLATORS SHALL BE LOCKABLE IN OPEN POSITION.
	REMOTE CONTROLLER
	WIRED CONTROLLER
	DOOR GRILLE (500X300)
	MOTION DETECTOR - BY ELECTRICAL ENGINEER
	BALANCING DAMPER
	300mm WIDE CABLE TRAY FOR REFRIGERANT PIPING AND WIRING

**CORROSION PROTECTION NOTES:**

- THE CONDENSING UNITS' COIL SHALL BE TREATED WITH BLUCHEM ANTICORROSION TREATMENT.
- THE CONTRACTOR SHALL SUBMIT A TREATMENT CERTIFICATE TO AN ENGINEER FOR APPROVAL PRIOR TO EQUIPMENT INSTALLATION.
- THE CONTRACTOR TO ENSURE THAT THE EQUIPMENT MANUFACTURER ENDORSED THE ANTICORROSION TREATMENT PRODUCT BEFORE IT IS APPLIED ON THE EQUIPMENT.
- OUTDOOR UNIT'S CASING SHALL BE TREATED WITH TECTYL.

TENDER

ROOF  
Scale: 1:50

NOTES / LEGEND		APPROVED BY COUNCIL / CLIENT		DATE	INITIAL	No. CODE	REVISION DESCRIPTION	CLIENT		PROJECT		APPROVED BY BVI			
				01/02/2018	HL	1/D	FOR CONSTRUCTION	<div> <b>TRANSNET</b>  national ports authority</div> <div> <b>bvi</b> 50 YEAR CELEBRATION EST 1967-2017 • ENGINEERING • PROCUREMENT • MANAGEMENT <div></div><div>Registration no. 1996/00015107</div></div>		RICHARDS BAY - PORT CONTROL TOWER		<div> ENGINEER/TECHNOLOGIST</div> <div>2009710062</div> <div>12/11/2021</div>			
CITY ENGINEER / CLIENT		REG. NO.	DATE	27/05/2020	TB	2/D	FOR TENDER			SCALE		AS SHOWN @ A1	DRAWN	MC	DATE
AMENDMENTS CODE				12/11/2021	MC	3/D	FOR TENDER			DESIGNED		JP	CHECKED	JP	
A.B.C. / BEFORE TENDER D. / TENDER DRAWING 123... / AFTER TENDER Z. / AS-BUILT		A. BY CLIENT B. BY ARCHITECT C. BY MECHANICAL OR ELECTRICAL D. BY BVI E. BY OTHER ( )								PLAN NUMBER		32442.00-740-05	REVISION NO.	3	DATE SAVED
												12 NOV 2021			

