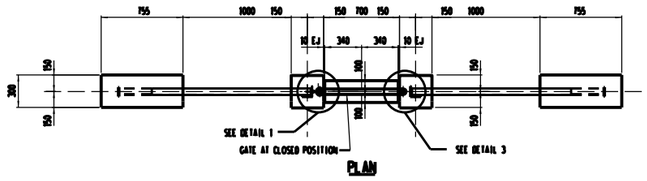

PLAN

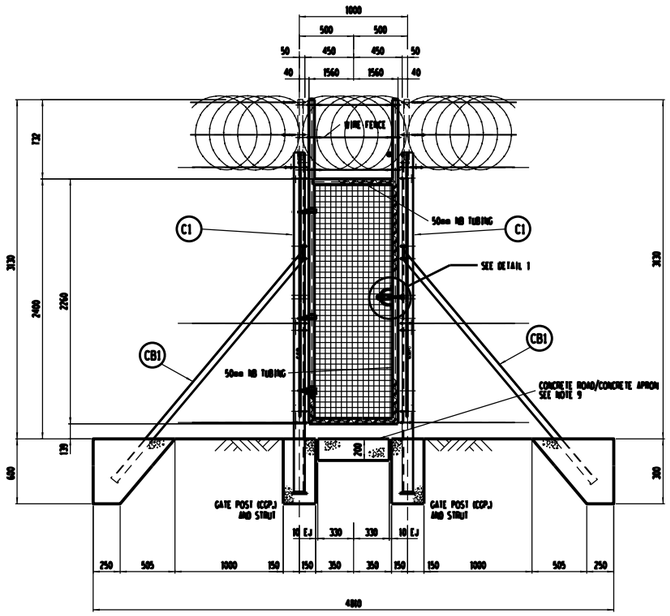

ELEVATION - SECURITY GATE
SCALE 1:20

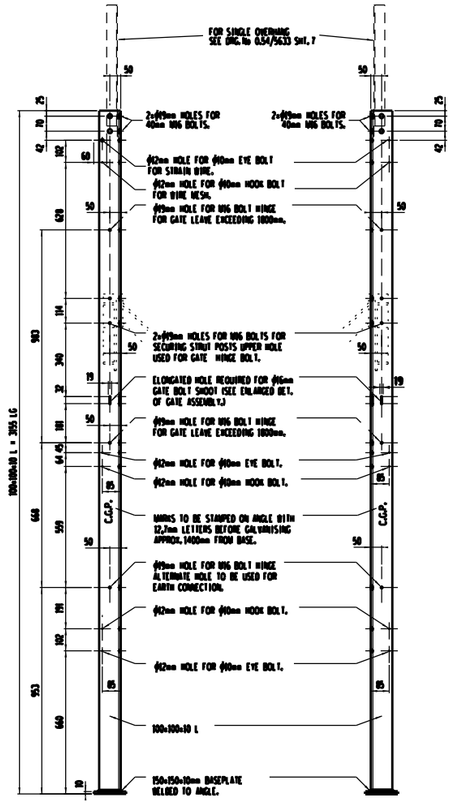

1-MAIN ANGLE REQ'D AS DRAWN C1
SCALE 1:20

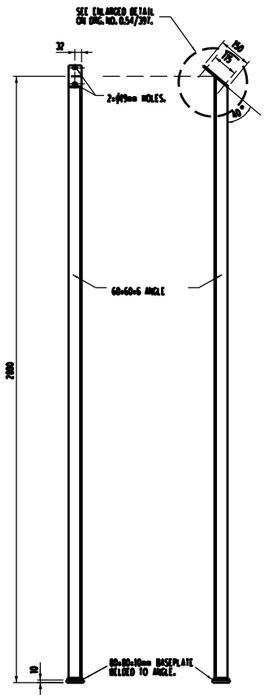

2-MAIN ANGLES REQ'D AS DRAWN CB1
SCALE 1:20

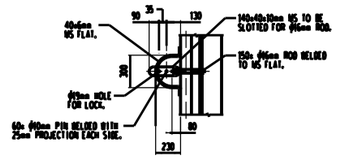

ENLARGED DETAIL 1
SCALE 1:2

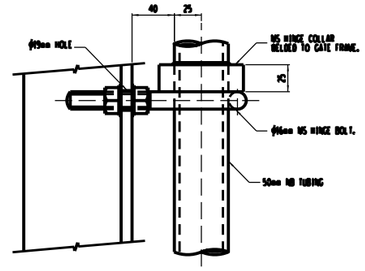

DETAIL 2 OF GATE HINGE
SCALE 1:2

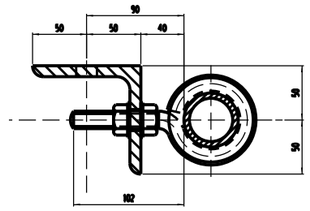

PLAN OF GATE HINGE
SCALE 1:2

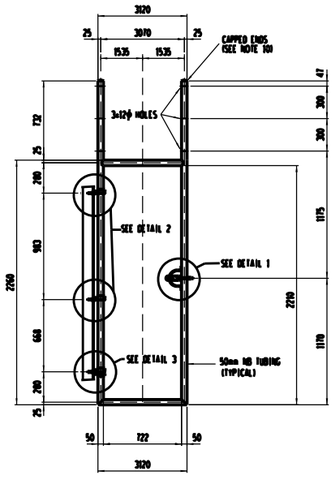

ELEVATION ON GATE DETAIL
SCALE 1:20

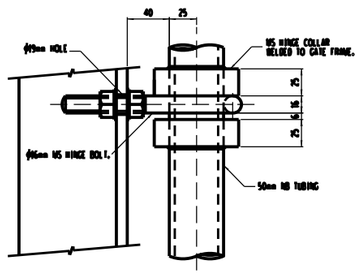

DETAIL 3 OF GATE HINGE
SCALE 1:2

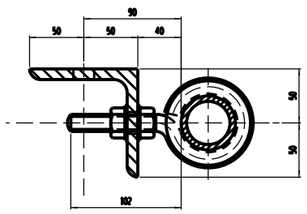

PLAN OF GATE HINGE
SCALE 1:2

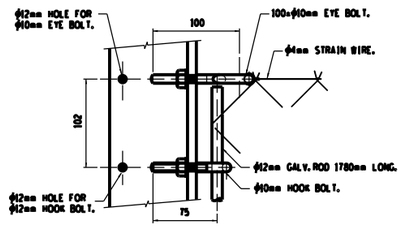

HOOK AND EYE BOLT STRAIN ARRANGEMENT
SCALE 1:2.5

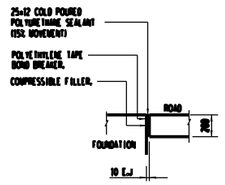

EXPANSION JOINT DETAIL
BETWEEN FOUND.& CONCRETE ROAD
N.T.S

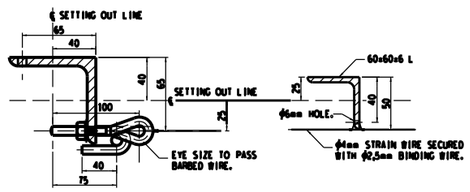

DETAIL OF INTERMEDIATE POST
SCALE 1:2.5

NOTES.

1. ALL POSTS AND STRUTS TO BE SET IN CONCRETE GRADE 25/19.
   12mm CONSTRUCTION JOINTS TO BE FORMED EQUALLY SPACED AT 4500mm CTRS.VERT.
2. ALL POSTS, STRUTS, ANGLES, BOLTS, NUTS, STRAIN BOLTS, HOOKS, ETC AND ALL GATES AND PANELS ARE TO BE HOT DIP GALVANISED AFTER FABRICATION IN ACCORDANCE WITH SANS ISO 1461
3. REPAIRS TO DAMAGED GALVANISING AND UNTREATED STEELWORK TO BE IN ACCORDANCE WITH SANS ISO 1460.
4. ALL GATE FENCE WIRE TO COMPLY WITH SANS 675.
5. GATE CLADDING TO BE 50×50×3,2mm MESH FULLY GALVANISED CLASS 'A' SECURED TO FRAME WITH STAINLESS STEEL STRAPPING EVERY 150mm.
6. GRADIENT TO BE CONSTANT BETWEEN STRAIN POINTS.
7. STANDARD CAPS TO BE WELDED TO GATE BEFORE GALVANISED WITH NBS 1404
8. ALL WELDING TO BE 5mm CONTINUOUS FILLET AND CARRIED OUT IN THE WORKSHOP BEFORE GALVANISING
9. THIS DRAWING IS TO BE READ IN CONJUNCTION WITH ALL RELEVANT BARRIER FENCE DRAWINGS

REV	REVISION DESCRIPTION	BY	CHKD	APPD	DATE	REFERENCE DRAWINGS
						7470/1 GENARRANGEMENT

APPROVED BY A.VANELI DATE 07/11/2019	Eskom Transmission	ESKOM HOLDINGS LIMITED REG NO. 2002/015527/06
CHECKED BY A.BRIET DATE 07/11/2019	SECURITY FENCE 1,0m SECURITY GATE STEELWORK ARRANGEMENTS AND DETAILS	
DRAWN BY PAUL BOHLE DATE 04/11/2019	0.54/7470	SHEET NUMBER 15 / REVISION 0
SCALE		