

NO.	DESCRIPTION	BY	CHKD	APPD	DATE
0A	ISSUED FOR TENDER	TM	LM		08/06/2021

NO.	DESCRIPTION	BY	CHKD	APPD	DATE
REVISIONS					
This Document including all design and information therein is Confidential Intellectual Property of Transnet. Copyright and all other rights are reserved by Transnet. This Document may only be used for its intended purpose.					

REFERENCE DRAWINGS	
1124367-1-004-KLA-0003	PON LANDSIDE PHASE 2 - PERIMETER FENCE SECURITY LAYOUT
DRAWING NO.	REFERENCE

**NOTES**

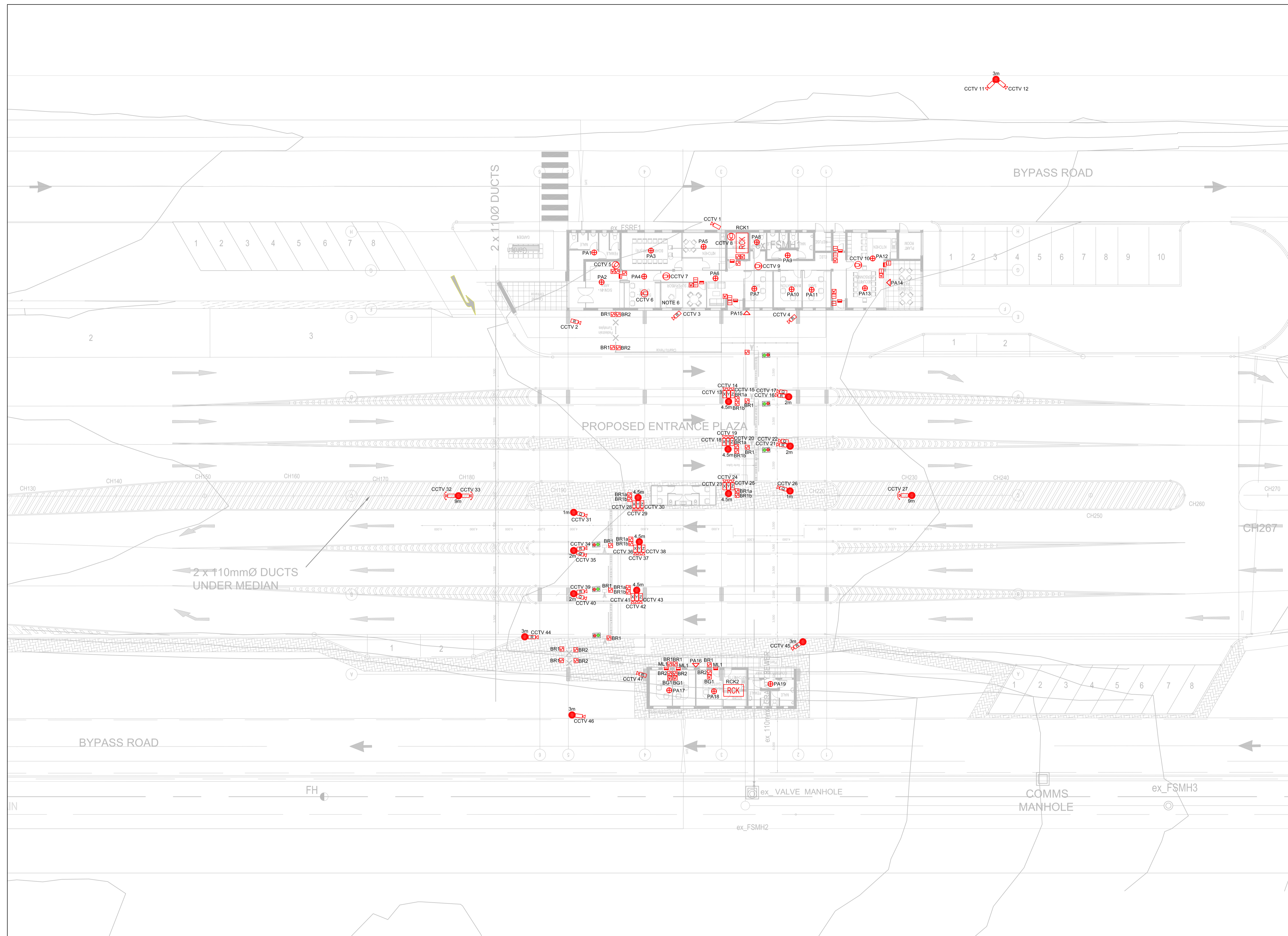
- DO NOT SCALE DRAWING - ONLY DIMENSIONS SHOWN TO BE USED.
- THE CONTRACTOR SHALL VERIFY ALL CONDITIONS, DIMENSIONS AND LEVELS ON THE SITE AND NOTIFY THE NEC SUPERVISOR OF ANY VARIATIONS BEFORE CONSTRUCTION.
- FJB EQUIPMENT PANEL TO INCLUDE MARSHALLING RACKS, BREAKERS, PDU AND EVERYTHING NEATLY MOUNTED.
- CONTRACTOR TO DESIGN THE PIDS FOR THE TOTAL PERIMETER LENGTH (AROUND 10km) AS SHOWN ON CCTV PERIMETER DRAWINGS
- PERIMETER ZONING TO BE APPLIED DURING INSTALLATION

CONTRACTOR / CONSULTANT				TRANSNET PROJECT			
TITLE	NAME	SGN	DATE	TITLE	NAME	SGN	DATE
				DRAWN	TM		08 06 21
				CHECKED	LM		08 06 21
				DESIGNED	TM		08 06 21
				CHECKED	LM		08 06 21

OPERATING DIVISIONS			
TITLE	NAME	SGN	DATE

<b>Transnet National Ports Authority</b> <small>TRANSNET LTD 237 MAHATMA GANDHI ROAD DURBAN P.O. BOX 38193, DURBAN</small>		<small>TEL: 031 361 1696 FAX: 0866 770815</small>	
<b>PORT OF NGQURA</b> NEW LIQUID BULK FACILITY : LANDSIDE PHASE 2			
<b>PERIMETER INTRUDER DETECTION SYSTEM (PIDS) LAYOUT</b>			
<small>PROJECT NUMBER</small> A01124367	<small>OD</small> 1	<small>FBS</small> 0	<small>DIS</small> 4
<small>TYPE</small> K	<small>DE</small> 0	<small>DRAWING NO.</small> 005	<small>SHEET</small> 02
<small>REV</small> 0	<small>REV</small> A	<small>ID</small> AG	<small>SCALE</small> 1:1



LEGEND	
	BIOMETRIC AND CARD READER
	PROXIMITY CARD READER
	BREAKGLASS UNIT
	MAG LOCK
	PUBLIC ADDRESS SYSTEM EXTERNAL LOUDSPEAKER
	PUBLIC ADDRESS SYSTEM CEILING MOUNTED LOUDSPEAKER
	CAMERA MAST
	SIGNAL LIGHT
	FIXED EXTERNAL CAMERA
	FIXED INTERNAL DOME CAMERA
	PTZ CAMERA
	LPR CAMERAS
	RACK
P : @0.75m HEIGHT BOTH LOOKING AT THE LANES AND MUST COVER THE WHOLE LANE WIDTH (MUST SEE LICENSE PLATES) Q : @0.975m HEIGHT	
	@2m HEIGHT
	@1.16m HEIGHT
	@2m HEIGHT
	@4.5m HEIGHT (LOOKING DOWN ACROSS LANES & MUST SEE TOP OF CONTAINERS/TANKERS)

**NOTES**


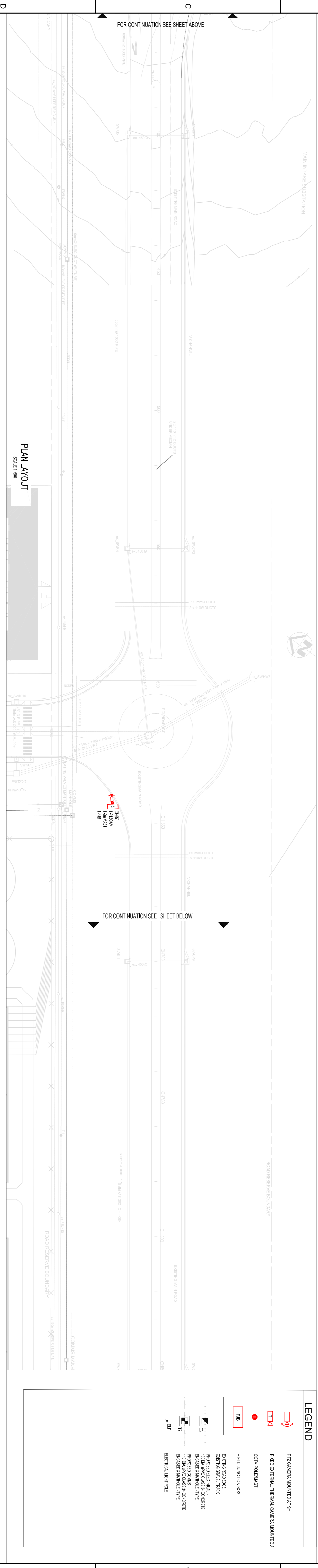
1. MEASUREMENTS ARE BASED ON METRIC SYSTEM.
2. ALL LEVELS ARE IN METERS TO MEAN SEA LEVELS (MSL).
3. DO NOT SCALE DRAWING - ONLY DIMENSIONS SHOWN TO BE USED.
4. THE CONTRACTOR SHALL VERIFY ALL SERVICES OR CONDITIONS ON THE SITE AND NOTIFY THE ENGINEERING OF ANY VARIATIONS FROM DIMENSIONS BEFORE CONSTRUCTION.
5. CAMERAS MOUNTED ON WALLS SHOULD BE BETWEEN 2.5m & 3m HIGH.
6. DESK PA UNIT AND CCTV MONITORING.

NO.	DESCRIPTION	DATE
1	ISSUED FOR TENDER	05-08-2019
2	ISSUED FOR CLIENT APPROVAL	05-07-2019
3	ISSUED FOR CLIENT REVIEW	25-06-2019

CONTRACTOR / CONSULTANT				TRANSNET CAPITAL PROJECTS			
NO.	DESCRIPTION	BY	DATE	NO.	DESCRIPTION	BY	DATE
CC	ISSUED FOR TENDER	SN	TM	AS	05-08-2019		
OB	ISSUED FOR CLIENT APPROVAL	SN	TM		05-07-2019		
OA	ISSUED FOR CLIENT REVIEW	SN	TM		25-06-2019		

OPERATING DIVISIONS			
NO.	DESCRIPTION	BY	DATE
CC	ISSUED FOR TENDER	SN	TM
OB	ISSUED FOR CLIENT APPROVAL	SN	TM
OA	ISSUED FOR CLIENT REVIEW	SN	TM

TRANSNET Capital Projects MANAGEMENT LTD  
 PROJECT NO: 20180540  
 PORT OF NGQURA  
 NEW LIQUID BULK FACILITY:  
 LANDSIDE PHASE 2 ENTRANCE FACILITY:  
 SECURITY LAYOUT



**LEGEND**

- FIT COLUMNS MOUNTED AT 5m
- RED EXTERNAL THERMAL COLUMNS MOUNTED AT 5m
- CITY PAVEMENT
- FIELD JUNCTION BOX
- BENT PIPE EDGE
- EXISTING GRAVEL TRUCK
- PROPOSED ELECTRICAL CABLES
- PROPOSED ELECTRICAL CABLES UNDERGROUND
- ELECTRICAL LIGHT PILE

**STANDARD REQUIREMENTS**

TECHNICAL COMPLETION WORKS

REFERENCE

REFERENCE DRAWINGS

**NOTES:**

- a. ALL DIMENSIONS ARE IN METERS UNLESS OTHERWISE SPECIFIED.
- b. ALL DIMENSIONS ARE TO FACE UNLESS OTHERWISE SPECIFIED.
- c. DIMENSIONS TO FACE UNLESS OTHERWISE SPECIFIED.
- d. DIMENSIONS TO FACE UNLESS OTHERWISE SPECIFIED.
- e. ALL DIMENSIONS ON MAIN ROAD SHALL BE MOUNTED ON THE MAINS.

**CONTRACTOR CONSULTANT**

TITLE	DATE	DATE	DATE
ISSUE FOR TENDER	23/09/19	23/09/19	23/09/19
DESCRIPTION	BT (CHND / APTD) / DNTS		
REVISIONS	SN	TM	AS
	BT	CHND / APTD	DNTS

**TRANSMET CAPITAL PROJECTS**

**PORT OF NSQURIA**

**NEW LIQUID BULK FACILITY:**


**LANDSIDE PHASE 2 MAIN ROAD:**

**SECURITY LAYOUT**

**SHEET OF 5**

**TRANSMET**





**LEGEND**

	PROPOSED STRUCTURE
	ROADWAY
	ROAD RESERVE
	FIELD JUNCTION BOX
	CABLE POLE MAST
	FIELD EXTERNAL THERMAL CAMERA MOUNTED AT 1m
	FIELD EXTERNAL THERMAL CAMERA MOUNTED AT 2m
	FIELD EXTERNAL THERMAL CAMERA MOUNTED AT 3m
	FIELD EXTERNAL THERMAL CAMERA MOUNTED AT 4m
	FIELD EXTERNAL THERMAL CAMERA MOUNTED AT 5m
	FIELD EXTERNAL THERMAL CAMERA MOUNTED AT 6m
	FIELD EXTERNAL THERMAL CAMERA MOUNTED AT 7m
	FIELD EXTERNAL THERMAL CAMERA MOUNTED AT 8m
	FIELD EXTERNAL THERMAL CAMERA MOUNTED AT 9m
	FIELD EXTERNAL THERMAL CAMERA MOUNTED AT 10m
	FIELD EXTERNAL THERMAL CAMERA MOUNTED AT 11m
	FIELD EXTERNAL THERMAL CAMERA MOUNTED AT 12m
	FIELD EXTERNAL THERMAL CAMERA MOUNTED AT 13m
	FIELD EXTERNAL THERMAL CAMERA MOUNTED AT 14m
	FIELD EXTERNAL THERMAL CAMERA MOUNTED AT 15m
	FIELD EXTERNAL THERMAL CAMERA MOUNTED AT 16m
	FIELD EXTERNAL THERMAL CAMERA MOUNTED AT 17m
	FIELD EXTERNAL THERMAL CAMERA MOUNTED AT 18m
	FIELD EXTERNAL THERMAL CAMERA MOUNTED AT 19m
	FIELD EXTERNAL THERMAL CAMERA MOUNTED AT 20m
	FIELD EXTERNAL THERMAL CAMERA MOUNTED AT 21m
	FIELD EXTERNAL THERMAL CAMERA MOUNTED AT 22m
	FIELD EXTERNAL THERMAL CAMERA MOUNTED AT 23m
	FIELD EXTERNAL THERMAL CAMERA MOUNTED AT 24m
	FIELD EXTERNAL THERMAL CAMERA MOUNTED AT 25m
	FIELD EXTERNAL THERMAL CAMERA MOUNTED AT 26m
	FIELD EXTERNAL THERMAL CAMERA MOUNTED AT 27m
	FIELD EXTERNAL THERMAL CAMERA MOUNTED AT 28m
	FIELD EXTERNAL THERMAL CAMERA MOUNTED AT 29m
	FIELD EXTERNAL THERMAL CAMERA MOUNTED AT 30m
	FIELD EXTERNAL THERMAL CAMERA MOUNTED AT 31m
	FIELD EXTERNAL THERMAL CAMERA MOUNTED AT 32m
	FIELD EXTERNAL THERMAL CAMERA MOUNTED AT 33m
	FIELD EXTERNAL THERMAL CAMERA MOUNTED AT 34m
	FIELD EXTERNAL THERMAL CAMERA MOUNTED AT 35m
	FIELD EXTERNAL THERMAL CAMERA MOUNTED AT 36m
	FIELD EXTERNAL THERMAL CAMERA MOUNTED AT 37m
	FIELD EXTERNAL THERMAL CAMERA MOUNTED AT 38m
	FIELD EXTERNAL THERMAL CAMERA MOUNTED AT 39m
	FIELD EXTERNAL THERMAL CAMERA MOUNTED AT 40m
	FIELD EXTERNAL THERMAL CAMERA MOUNTED AT 41m
	FIELD EXTERNAL THERMAL CAMERA MOUNTED AT 42m
	FIELD EXTERNAL THERMAL CAMERA MOUNTED AT 43m
	FIELD EXTERNAL THERMAL CAMERA MOUNTED AT 44m
	FIELD EXTERNAL THERMAL CAMERA MOUNTED AT 45m
	FIELD EXTERNAL THERMAL CAMERA MOUNTED AT 46m
	FIELD EXTERNAL THERMAL CAMERA MOUNTED AT 47m
	FIELD EXTERNAL THERMAL CAMERA MOUNTED AT 48m
	FIELD EXTERNAL THERMAL CAMERA MOUNTED AT 49m
	FIELD EXTERNAL THERMAL CAMERA MOUNTED AT 50m
	FIELD EXTERNAL THERMAL CAMERA MOUNTED AT 51m
	FIELD EXTERNAL THERMAL CAMERA MOUNTED AT 52m
	FIELD EXTERNAL THERMAL CAMERA MOUNTED AT 53m
	FIELD EXTERNAL THERMAL CAMERA MOUNTED AT 54m
	FIELD EXTERNAL THERMAL CAMERA MOUNTED AT 55m
	FIELD EXTERNAL THERMAL CAMERA MOUNTED AT 56m
	FIELD EXTERNAL THERMAL CAMERA MOUNTED AT 57m
	FIELD EXTERNAL THERMAL CAMERA MOUNTED AT 58m
	FIELD EXTERNAL THERMAL CAMERA MOUNTED AT 59m
	FIELD EXTERNAL THERMAL CAMERA MOUNTED AT 60m
	FIELD EXTERNAL THERMAL CAMERA MOUNTED AT 61m
	FIELD EXTERNAL THERMAL CAMERA MOUNTED AT 62m
	FIELD EXTERNAL THERMAL CAMERA MOUNTED AT 63m
	FIELD EXTERNAL THERMAL CAMERA MOUNTED AT 64m
	FIELD EXTERNAL THERMAL CAMERA MOUNTED AT 65m
	FIELD EXTERNAL THERMAL CAMERA MOUNTED AT 66m
	FIELD EXTERNAL THERMAL CAMERA MOUNTED AT 67m
	FIELD EXTERNAL THERMAL CAMERA MOUNTED AT 68m
	FIELD EXTERNAL THERMAL CAMERA MOUNTED AT 69m
	FIELD EXTERNAL THERMAL CAMERA MOUNTED AT 70m
	FIELD EXTERNAL THERMAL CAMERA MOUNTED AT 71m
	FIELD EXTERNAL THERMAL CAMERA MOUNTED AT 72m
	FIELD EXTERNAL THERMAL CAMERA MOUNTED AT 73m
	FIELD EXTERNAL THERMAL CAMERA MOUNTED AT 74m
	FIELD EXTERNAL THERMAL CAMERA MOUNTED AT 75m
	FIELD EXTERNAL THERMAL CAMERA MOUNTED AT 76m
	FIELD EXTERNAL THERMAL CAMERA MOUNTED AT 77m
	FIELD EXTERNAL THERMAL CAMERA MOUNTED AT 78m
	FIELD EXTERNAL THERMAL CAMERA MOUNTED AT 79m
	FIELD EXTERNAL THERMAL CAMERA MOUNTED AT 80m
	FIELD EXTERNAL THERMAL CAMERA MOUNTED AT 81m
	FIELD EXTERNAL THERMAL CAMERA MOUNTED AT 82m
	FIELD EXTERNAL THERMAL CAMERA MOUNTED AT 83m
	FIELD EXTERNAL THERMAL CAMERA MOUNTED AT 84m
	FIELD EXTERNAL THERMAL CAMERA MOUNTED AT 85m
	FIELD EXTERNAL THERMAL CAMERA MOUNTED AT 86m
	FIELD EXTERNAL THERMAL CAMERA MOUNTED AT 87m
	FIELD EXTERNAL THERMAL CAMERA MOUNTED AT 88m
	FIELD EXTERNAL THERMAL CAMERA MOUNTED AT 89m
	FIELD EXTERNAL THERMAL CAMERA MOUNTED AT 90m
	FIELD EXTERNAL THERMAL CAMERA MOUNTED AT 91m
	FIELD EXTERNAL THERMAL CAMERA MOUNTED AT 92m
	FIELD EXTERNAL THERMAL CAMERA MOUNTED AT 93m
	FIELD EXTERNAL THERMAL CAMERA MOUNTED AT 94m
	FIELD EXTERNAL THERMAL CAMERA MOUNTED AT 95m
	FIELD EXTERNAL THERMAL CAMERA MOUNTED AT 96m
	FIELD EXTERNAL THERMAL CAMERA MOUNTED AT 97m
	FIELD EXTERNAL THERMAL CAMERA MOUNTED AT 98m
	FIELD EXTERNAL THERMAL CAMERA MOUNTED AT 99m
	FIELD EXTERNAL THERMAL CAMERA MOUNTED AT 100m

**LONGITUDINAL SECTION for CH 0 to CH 490**

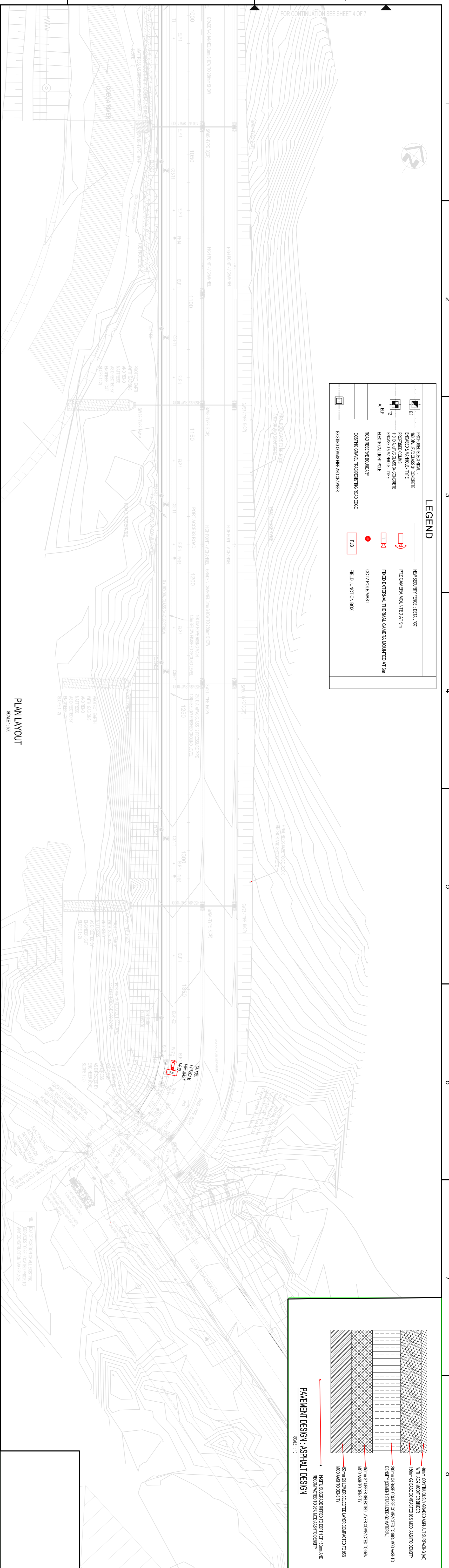
Stationing	CLL Peg Levels				Vertical Curves	Grades	Design Road Levels	Left Edge	Centre Line	Right Edge
	Design Road Levels									
	Left Edge	Centre Line	Right Edge	Right Edge						
0	13.728	13.644	13.580	10.73						
5	13.702	13.619	13.534	10.75						
10	13.677	13.593	13.489	10.79						
15	13.651	13.567	13.483	10.82						
20	13.626	13.542	13.456	10.85						
25	13.600	13.516	13.432	10.88						
30		13.497								
35	13.574	13.480	13.406	10.93						
40	13.549	13.465	13.381	10.97						
45	13.523	13.439	13.355	10.94						
50	13.498	13.414	13.330	10.99						
55	13.472	13.388	13.304	11.05						
60	13.446	13.362	13.278	11.07						
65	13.421	13.337	13.253	11.07						
70	13.395	13.311	13.227	11.08						
75	13.369	13.285	13.201	11.06						
80	13.344	13.260	13.176	11.03						
85	13.318	13.234	13.150	11.11						
90	13.293	13.209	13.125	11.08						
95	13.267	13.183	13.099	10.99						
100	13.241	13.157	13.073	10.93						
105	13.216	13.132	13.048	10.90						
110	13.190	13.106	13.022	10.90						
115	13.165	13.081	12.997	10.78						
120	13.139	13.055	12.971	10.71						
125	13.113	13.029	12.945	10.71						
130	13.088	13.004	12.920	10.71						
135	13.062	12.978	12.894	10.76						
140	13.037	12.953	12.869	10.76						
145	13.011	12.927	12.843	10.89						
150	12.985	12.901	12.817	11.00						
155	12.960	12.876	12.792	11.11						
160	12.934	12.850	12.766	11.17						
165	12.909	12.825	12.741	11.23						
170	12.883	12.799	12.715	11.28						
175	12.857	12.773	12.689	11.33						
180	12.832	12.748	12.664	11.38						
185	12.806	12.722	12.638	11.44						
190	12.781	12.697	12.613	11.55						
195	12.755	12.671	12.587	11.64						
200	12.729	12.645	12.561	11.73						
205	12.704	12.620	12.536	11.80						
210	12.678	12.594	12.510	11.82						
215	12.652	12.568	12.484	11.84						
220	12.627	12.543	12.459	11.91						
225	12.601	12.517	12.433	11.98						
230	12.576	12.492	12.408	12.07						
235	12.550	12.466	12.382	12.15						
240	12.524	12.440	12.356	12.22						
245	12.499	12.415	12.331	12.30						
250	12.473	12.389	12.305	12.37						
255	12.448	12.364	12.280	12.42						
260	12.422	12.337	12.253	12.47						
265	12.397	12.312	12.224	12.51						
270	12.362	12.278	12.194	12.57						
275	12.329	12.245	12.161	12.58						
280	12.294	12.210	12.126	12.59						
285	12.257	12.173	12.089	12.55						
290	12.218	12.134	12.050	12.51						
295	12.177	12.093	12.009	12.48						
300	12.134	12.050	11.966	12.44						
305	12.089	12.005	11.921	12.42						
310	12.042	11.959	11.874	12.45						
315	11.993	11.910	11.825	12.44						
320	11.943	11.869	11.775	12.50						
325	11.893	11.830	11.725	12.56						
330	11.843	11.789	11.676	12.61						
335	11.792	11.738	11.624	12.67						
340	11.742	11.688	11.574	12.70						
345	11.692	11.638	11.524	12.80						
350	11.642	11.588	11.474	12.80						
355	11.592	11.538	11.424	12.99						
360	11.542	11.488	11.374	13.09						
365	11.491	11.438	11.324	13.19						
370	11.441	11.387	11.273	13.19						
375	11.391	11.337	11.223	13.27						
380	11.341	11.287	11.173	13.37						
385	11.291	11.237	11.123	13.47						
390	11.241	11.187	11.073	13.57						
395	11.191	11.137	11.023	13.67						
400	11.140	11.086	10.972	13.76						
405	11.090	11.036	10.922	13.87						
410	11.040	10.986	10.872	13.99						
415	10.990	10.936	10.822	14.12						
420	10.940	10.886	10.772	14.24						
425	10.890	10.836	10.722	14.36						
430	10.840	10.786	10.672	14.49						
435	10.790	10.736	10.622	14.61						
440	10.740	10.686	10.572	14.69						
445	10.690	10.636	10.522	14.80						
450	10.640	10.586	10.472	14.91						
455	10.590	10.536	10.422	15.03						
460	10.540	10.486	10.372	15.16						
465	10.490	10.436	10.322	15.22						
470	10.440	10.386	10.272	15.33						
475	10.390	10.336	10.222	15.39						
480	10.340	10.286	10.172	15.44						
485	10.290	10.236	10.122	15.47						
490	10.240	10.186	10.072	15.44						
495	10.190	10.136	10.018	15.36						





**LEGEND**

	PROPOSED ELECTRICAL CABLE		NEW SECURITY FENCE - 2000mm x 2000mm
	PROPOSED CONCRETE		FIELD CAMERA MOUNTED AT 8m
	PROPOSED ASPHALT		FIELD EXTERNAL THERMAL CAMERA MOUNTED AT 8m
	PROPOSED KERB		CCTV POLE MAST
	PROPOSED ROAD RESERVE BOUNDARY		FIELD JUNCTION BOX
	PROPOSED ROAD RESERVE BOUNDARY		FIELD CAMERA MOUNTED AT 8m
	PROPOSED ROAD RESERVE BOUNDARY		FIELD EXTERNAL THERMAL CAMERA MOUNTED AT 8m
	PROPOSED ROAD RESERVE BOUNDARY		FIELD CAMERA MOUNTED AT 8m
	PROPOSED ROAD RESERVE BOUNDARY		FIELD EXTERNAL THERMAL CAMERA MOUNTED AT 8m



**PLAN LAYOUT**  
SCALE 1:50



Longitudinal Section for 980 to 1424

LONGITUDINAL SECTION for CH 980 to CH 1424

**SCALES**

Horizontal Scale: 500  
Vertical Scale: 100

**NOTES**

1. ALL DIMENSIONS UNLESS OTHERWISE SPECIFIED ARE IN METERS.
2. ALL DIMENSIONS UNLESS OTHERWISE SPECIFIED ARE TO FACE UNLESS INDICATED OTHERWISE.
3. ALL DIMENSIONS UNLESS OTHERWISE SPECIFIED ARE TO FACE UNLESS INDICATED OTHERWISE.
4. ALL DIMENSIONS UNLESS OTHERWISE SPECIFIED ARE TO FACE UNLESS INDICATED OTHERWISE.
5. ALL DIMENSIONS UNLESS OTHERWISE SPECIFIED ARE TO FACE UNLESS INDICATED OTHERWISE.
6. ALL DIMENSIONS UNLESS OTHERWISE SPECIFIED ARE TO FACE UNLESS INDICATED OTHERWISE.

**CONTRACTOR CONSULTANT**

TITLE	NAME	DATE
DESIGN	...	...
...	...	...

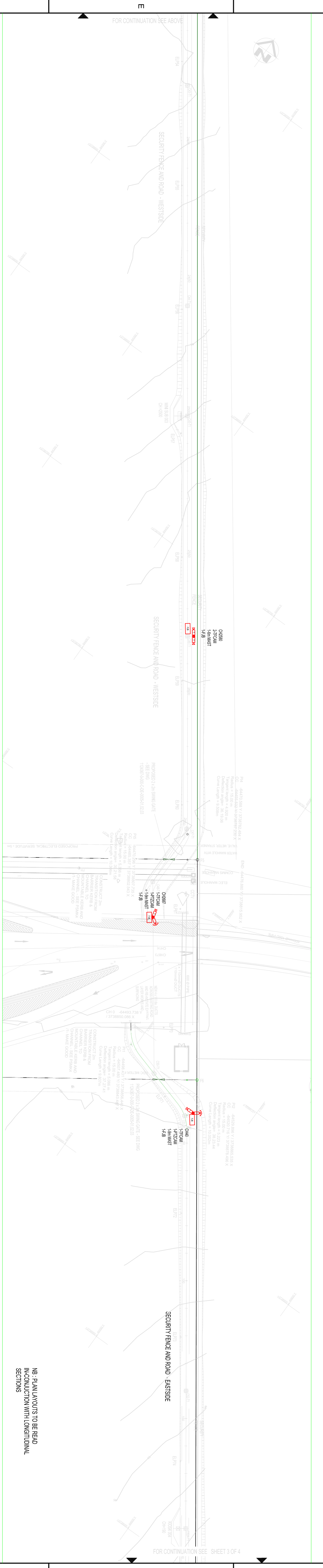
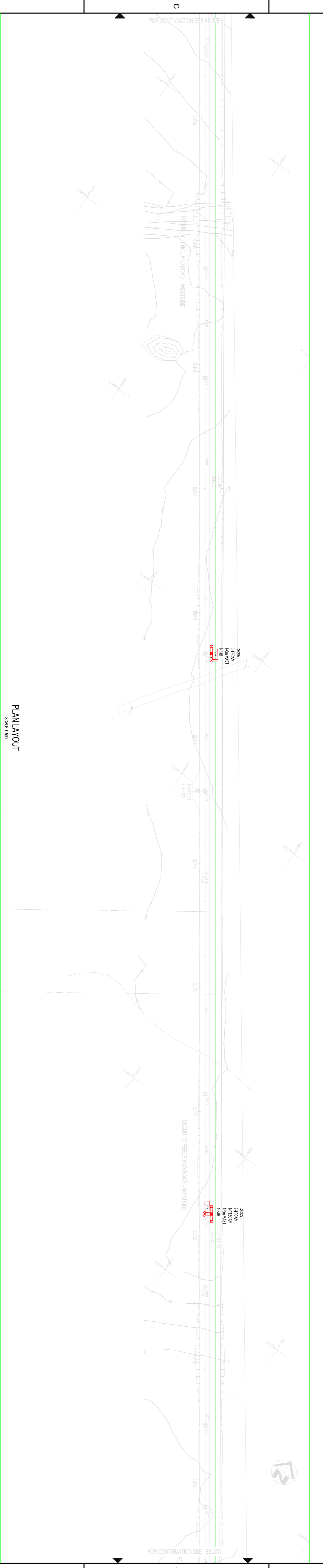
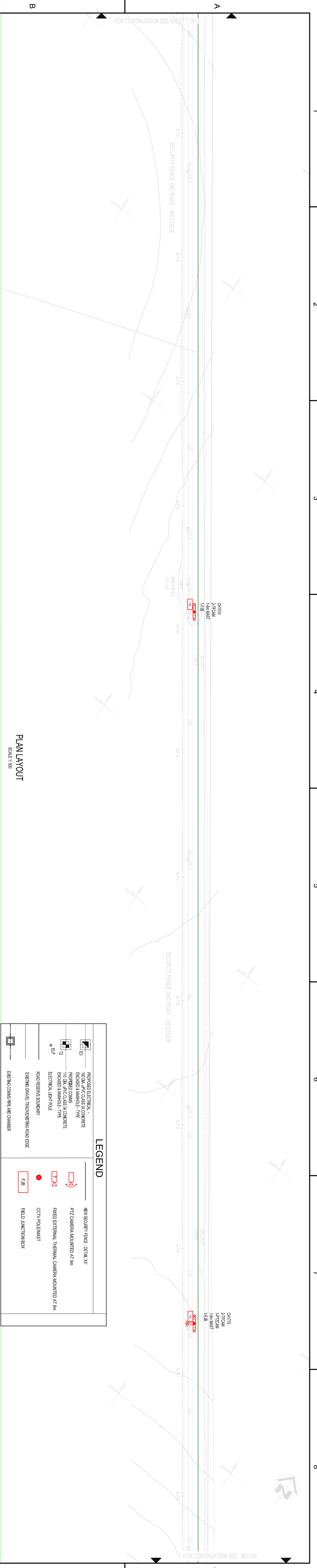
**TRANSNET CAPITAL PROJECTS**

TITLE	NAME	DATE
...	...	...
...	...	...

**TRANSNET**

NEW LIQUID BULK FACILITY:  
LANDSIDE PHASE 2 MAIN ROAD:  
SECURITY LAYOUT  
SHEETS 5 OF 5





NO.	DESCRIPTION	REVISIONS	DATE
1	ISSUE FOR TENDER	SN TM AS 17/09/2019	
2	DESCRIPTION	BT (CHANG) DNTE	

CONTRACTOR/CONSULTANT		TRANSMET CAPITAL PROJECTS	
NAME	DATE	NAME	DATE
...	...	...	...

OPERATING DIMENSIONS		PER EING / PRA TECH-PRC ARCH	
TITLE	DATE	NAME	DATE
...	...	...	...

NO.	DESCRIPTION	DATE
1	ISSUE FOR TENDER	17/09/2019
2	DESCRIPTION	BT (CHANG) DNTE

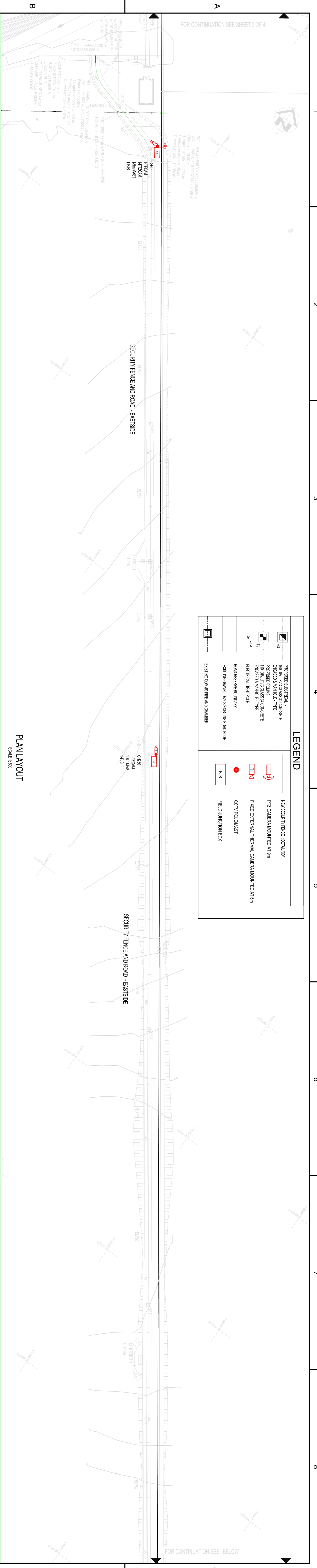
  

NO.	DESCRIPTION	DATE
1	ISSUE FOR TENDER	17/09/2019
2	DESCRIPTION	BT (CHANG) DNTE

NO.	DESCRIPTION	DATE
1	ISSUE FOR TENDER	17/09/2019
2	DESCRIPTION	BT (CHANG) DNTE

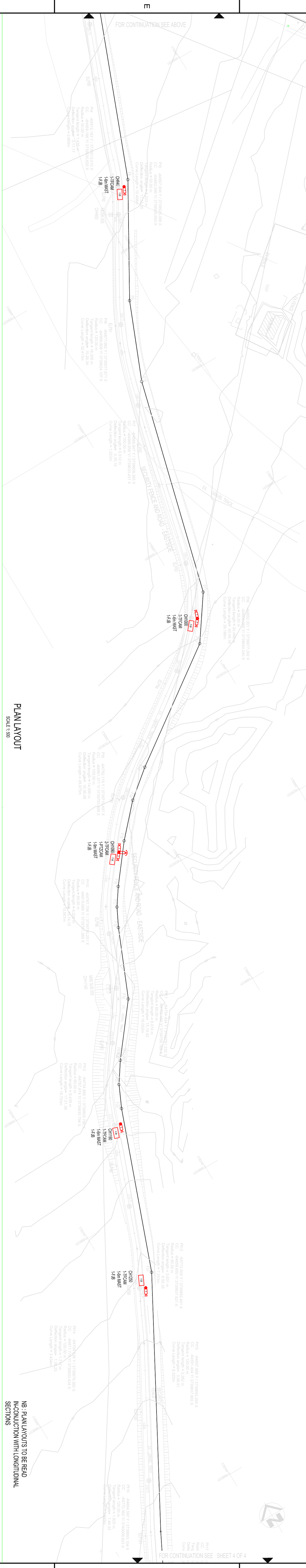
LEGEND	
	PROPOSED SECTION
	REINFORCED CONCRETE
	REINFORCED CONCRETE
	FIELD CAMERA MOUNTED AT 8m
	FIXED EXTERNAL THERMAL CAMERA MOUNTED AT 8m
	CCTV POLE/MAST
	FIELD JUNCTION BOX
	REINFORCED CONCRETE AND CHAMBER
	ROAD RESERVE BOUNDARY
	ENGINEERING THICKENING ROAD EDGE
	ELECTRICAL SURFACE
	FIELD JUNCTION BOX



PLAN LAYOUT  
SCALE: 1:500



PLAN LAYOUT  
SCALE: 1:500



PLAN LAYOUT  
SCALE: 1:500

DRAWING NO.	REFERENCE
1	
2	
3	
4	
5	
6	
7	
8	

- NOTES:
1. ALL DIMENSIONS ARE IN METERS UNLESS OTHERWISE SPECIFIED.
  2. ALL DIMENSIONS ARE TO FACE UNLESS OTHERWISE SPECIFIED.
  3. DO NOT SCALE DRAWING. DIMENSIONS SHOWN TO BE USED.
  4. REVISIONS SHALL BE MADE IN ACCORDANCE WITH THE ENGINEERING STANDARDS.
  5. ALL FIELD CAMERAS MOUNTED AT 8m HEIGHT. FIELD JUNCTION BOXES SHALL BE MOUNTED AT 1.5m HEIGHT.

NO.	DESCRIPTION	BY	CHKD	DATE	
1	ISSUE FOR TENDER	SN	TM	AS	17/09/2018
2	REVISION	BT	CHND	ASND	01/10/2018

TITLE	DATE
CONTRACTOR CONSULTANT	17/09/2018
TRANSNET CAPITAL PROJECTS	17/09/2018

NAME	DATE
DESIGNER	17/09/2018
CHECKER	17/09/2018
APPROVER	17/09/2018

TRANSNET CAPITAL PROJECTS

PORT OF NGQURA

NEW LIQUID BULK FACILITY

LANDSIDE PHASE 2 PERIMETER FENCE

SECURITY LAYOUT

SHEET 3 OF 4















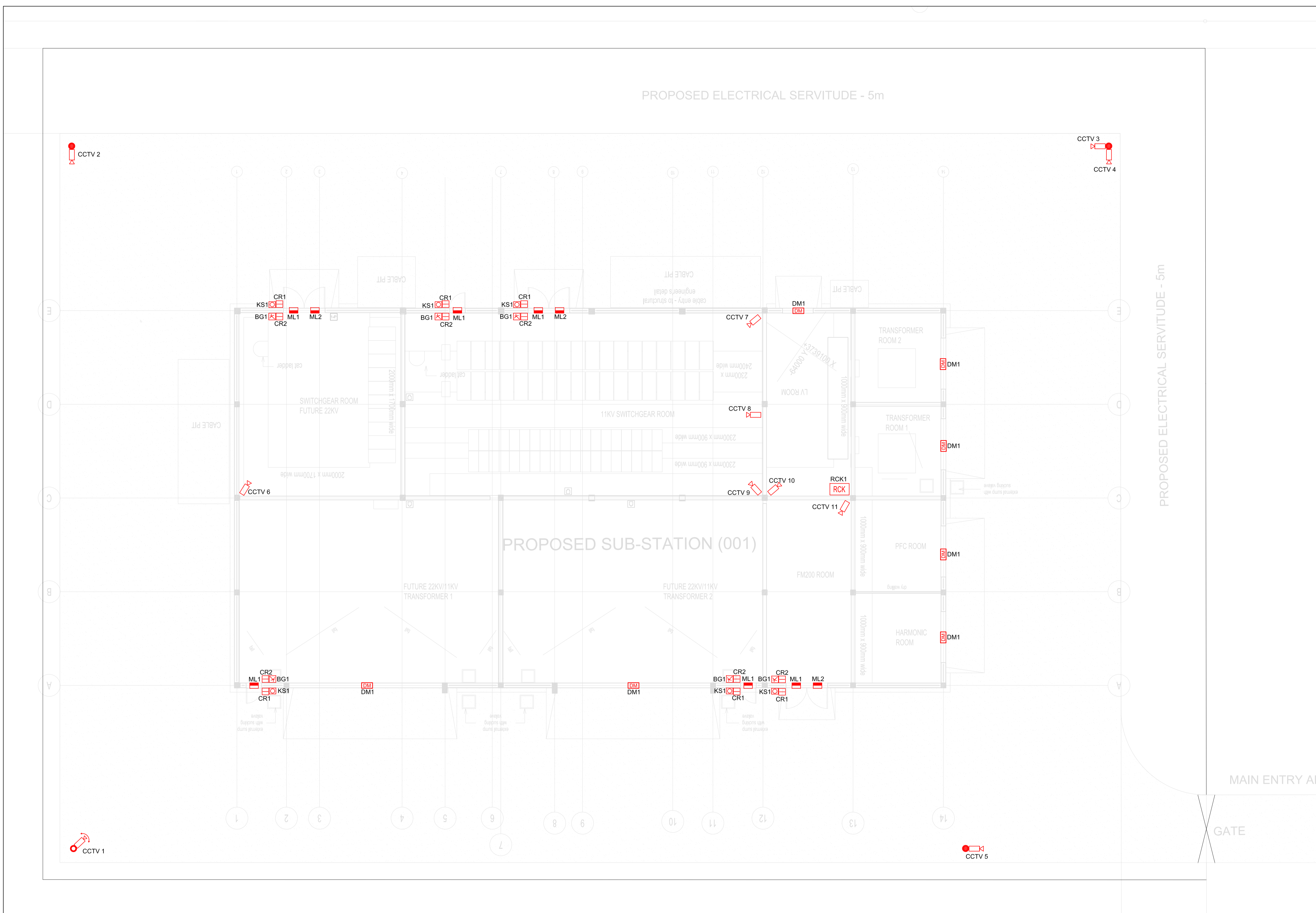




PROPOSED ELECTRICAL SERVITUDE - 5m

PROPOSED ELECTRICAL SERVITUDE - 5m

PROPOSED SUB-STATION (001)



LEGEND	
	DATA (LAN POINT)
	PROXIMITY CARD READER
	BREAKGLASS UNIT
	KEY SWITCH
	MAG LOCK
	DOOR MONITOR
	STEEL HDG CCTV MAST
	FIXED EXTERNAL CAMERA
	FIXED INTERNAL DOME CAMERA
	RACK

- NOTES:
1. MEASUREMENTS ARE BASED ON METRIC SYSTEM.
  2. ALL LEVELS ARE IN METERS TO MEAN SEA LEVELS (MSL).
  3. DO NOT SCALE DRAWING - ONLY DIMENSIONS SHOWN TO BE USED.
  4. THE CONTRACTOR SHALL VERIFY ALL SERVICES OR CONDITIONS ON THE SITE AND NOTIFY THE ENGINEERING OF ANY VARIATIONS FROM DIMENSIONS BEFORE CONSTRUCTION.
  5. ALL TF CAMERAS MOUNTED AT 3m HEIGHT, EVEN THOSE SHARING 3m MASTS.
  6. REFER TO 1125901-1-801-ELA-0014-01-04DT FOR SECURITY KIOSK DETAILS

DRAWING NO.	REFERENCE
1	REFERENCE DRAWINGS

CONTRACTOR / CONSULTANT			
TITLE	NAME	SIGN	DATE
OC ISSUED FOR TENDER	SN	TM	AS 05-08-2019
OB ISSUED FOR CLIENT APPROVAL	SN	TM	05-07-2019
QA ISSUED FOR CLIENT REVIEW	SN	TM	25-06-2019
NO.	DESCRIPTION	BY	CHKD APPD DATE

OPERATING DIVISIONS			
TITLE	NAME	SIGN	DATE
PR. ENG. / PR. TECH. / PR. ARCH	NAME	DATE	
SIGNATURE	Altamir Shaik	13	11
REG. NUMBER	20180540		
SCALE:	AS SHOWN		

TRANSNET CAPITAL PROJECTS


TRANSNET CAPITAL PROJECTS (PVT) LTD  
 10 QUARTY ESTABLISHMENT  
 NATIONAL BUSINESS ESTATE  
 JASREVEY, MOHAK

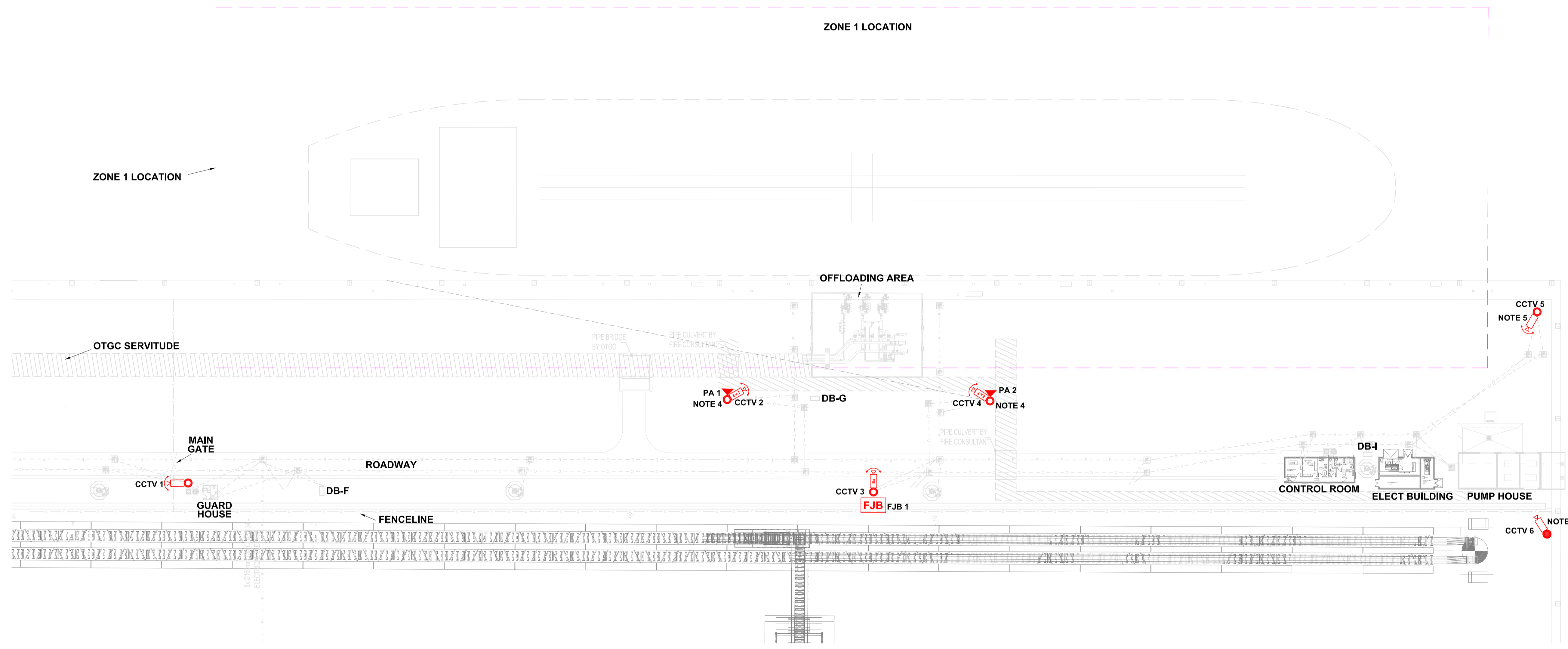
PORT OF NGQURA

NEW LIQUID BULK FACILITY :  
 LANDSIDE PHASE 2 SUBSTATION:  
 SECURITY LAYOUT

PROJECT NUMBER: AO112436711-004K-LA-000501-01-01-01

SCALE: AS SHOWN





PLAN LAYOUT  
SCALE 1: 500

LEGEND	
	3 METER STEEL HDG CCTV MAST (PAINTED)
	9 METER STEEL HDG CCTV MAST (PAINTED)
	PUBLIC ADDRESS SYSTEM EXPLOSION PROOF LOUDSPEAKER
	FIXED EXTERNAL CAMERA
	PTZ EXTERNAL CAMERA
	PTZ EXTERNAL EXPLOSION PROOF CAMERA
	PTZ EXTERNAL THERMAL CAMERA (EXPLOSION PROOF)
	JUNCTION BOX

- NOTES:**
- BOOM GATES SHALL HAVE ENTRY / EXIT PROXIMITY CARD READERS MOUNTED ON GOOSENECK POLES.
  - ALL ACS AND CCTV DEVICES AT THE GATE SHALL BE INTERFACED WITH THE SWITCH IN THE SECURITY KIOSK.
  - PUBLIC ADDRESS SYSTEM LOUDSPEAKERS AND CCTV CAMERA INSTALLED ON FIRE MONITOR (SEE DETAIL 1)
  - PA HORN MOUNTED BELOW THE CAMERA TO BE CONFIRMED IF EXISTING ON SITE

DRAWING NO.	REFERENCE
1126901-1-B01-E-LA-0013-01	ZONE CLASSIFICATION LAYOUT
1126901-1-B01-E-LA-0015-01	CCTV AND PA SYSTEM POWER RETICULATION AND MAST LAYOUT
1126901-1-B01-E-LA-0016-01	CCTV MAST TYPE 1
1126901-1-B01-E-LA-0016-02	CCTV MAST TYPE 2

REFERENCE DRAWINGS

NO.	DESCRIPTION	BY	CHKD	APPD	DATE
OC	ISSUED FOR TENDER	SN	TM	AS	31-07-2019
OB	ISSUED FOR CLIENT APPROVAL	SN	TM	.	22-07-2019
OA	ISSUED FOR CLIENT REVIEW	SN	TM	.	25-06-2019

REVISIONS

This Document including all design and information therein is Confidential Intellectual Property of Transnet. Copyright and all other rights are reserved by Transnet. This Document may only be used for its intended purpose.

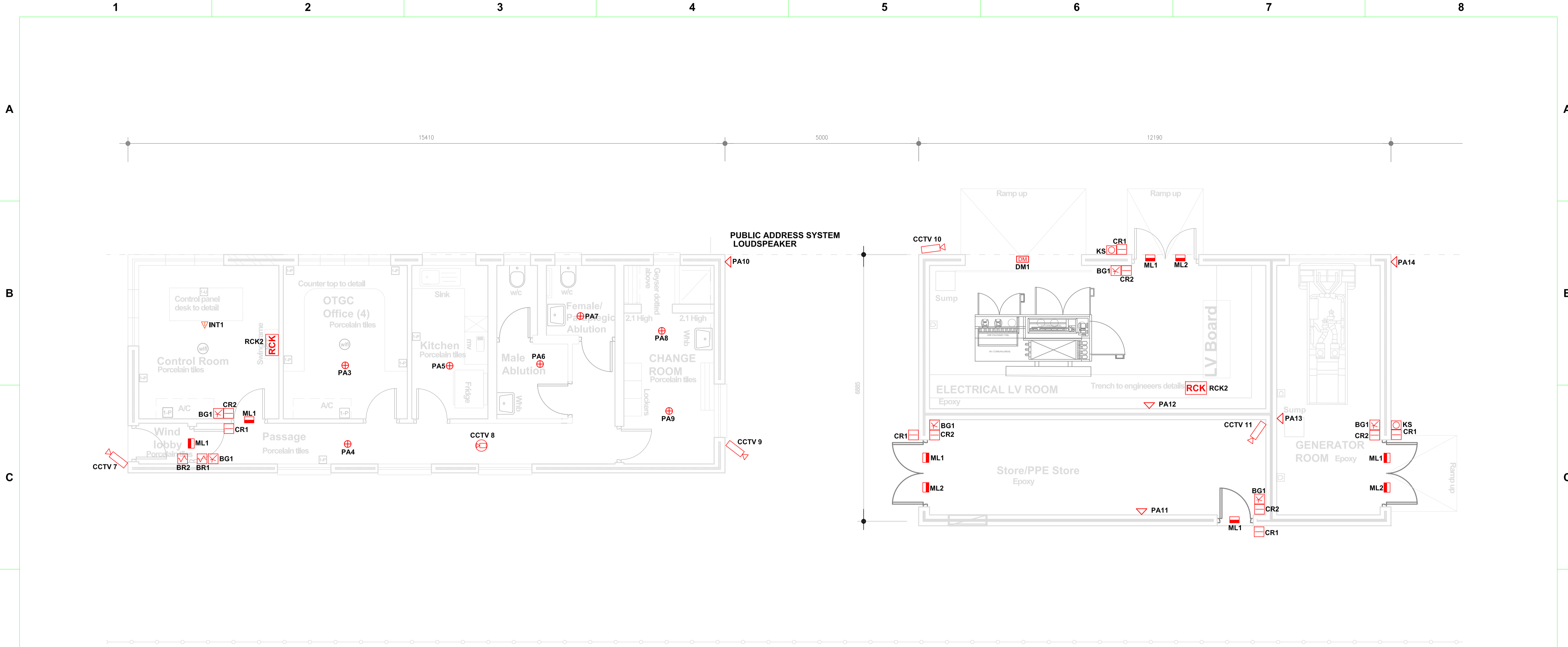
CONTRACTOR / CONSULTANT				TRANSNET CAPITAL PROJECTS			
TITLE	NAME	SIGN	DATE	TITLE	NAME	SIGN	DATE
				DRAWN	S Ndou		30 02 19
				DESIGNED	T Mahlalela		30 08 19
				CHECKED	L Mgushelo		03 09 19
OPERATING DIVISIONS				PR.ENG. / PR.TECH./PR. ARCH			
					Ahmed Shaik		13 11 19
				SIGNATURE			
				REG. NUMBER	20180540		
				SCALE:	AS SHOWN		

Transnet Capital Projects TRANSNET LTD  
TRANSNET LTD (TRADING AS TRANSNET CAPITAL PROJECTS) : REG. NO. 199600000030  
 9 COUNTRY ESTATE DRIVE P.O. BOX 72501  
 WATERFALL BUSINESS ESTATE PARKVIEW, 2122  
 JUKSKEI VIEW, MIDRAND TEL: 011 308 3000

**PORT OF NGQURA**

DEVELOPMENT OF A NEW LIQUID BULK FACILITY:  
 BERTH B100  
 CCTV CAMERA AND PA SYSTEM LAYOUT  
 SITE LAYOUT

PROJECT NUMBER	OD	FBS	DIS	TYPE	DRAWING NO.	SHEET	REV	ID
1 1 2 6 9 0 1	1	B 0 1	K	L A	0 0 0 1	0 1	O C	T D



**FLOOR PLAN**  
1:50

LEGEND	
	DATA (LAN POINT)
	1 x DATA OUTLETS IN SKIRTING
	2 x DATA OUTLETS (FLOORBOX MODULE)
	WI-FI
	BIOMETRIC AND CARD READER
	PROXIMITY CARD READER
	BREAKGLASS UNIT
	MAG LOCK
	DOOR MONITOR
	PUBLIC ADDRESS SYSTEM EXTERNAL LOUDSPEAKER
	PUBLIC ADDRESS SYSTEM CEILING MOUNTED LOUDSPEAKER
	KEY SWITCH
	FIXED EXTERNAL CAMERA
	FIXED INTERNAL DOME CAMERA
	RACK

**NOTES**

- DO NOT SCALE DRAWING - ONLY DIMENSIONS SHOWN TO BE USED.
- THE CONTRACTOR SHALL VERIFY ALL CONDITIONS, DIMENSIONS AND LEVELS ON THE SITE AND NOTIFY THE NEC SUPERVISOR OF ANY VARIATIONS BEFORE CONSTRUCTION.

DRAWING NO.	REFERENCE
1126901-1-B01-E-LA-0013-01	ZONE CLASSIFICATION LAYOUT
1126901-1-B01-E-LA-0015-01	CCTV AND PA SYSTEM POWER RETICULATION AND MAST LAYOUT
1126901-1-B01-E-LA-0016-01	CCTV MAST TYPE 1
1126901-1-B01-E-LA-0016-02	CCTV MAST TYPE 2

**REFERENCE DRAWINGS**

NO.	DESCRIPTION	BY	CHKD	APPD	DATE
OC	ISSUED FOR TENDER	SN	TM	AS	31-07-2019
OB	ISSUED FOR CLIENT APPROVAL	SN	TM		22-07-2019
OA	ISSUED FOR CLIENT REVIEW	SN	TM		25-06-2019

**REVISIONS**

This Document including all design and information therein is Confidential Intellectual Property of Transnet. Copyright and all other rights are reserved by Transnet. This Document may only be used for its intended purpose.


CONTRACTOR / CONSULTANT				TRANSNET CAPITAL PROJECTS			
TITLE	NAME	SIGN	DATE	TITLE	NAME	SIGN	DATE
				DRAWN	S Ndou		30 02 19
				DESIGNED	T Mahlalela		30 08 19
				CHECKED	L Mgushelo		03 09 19

OPERATING DIVISIONS			
TITLE	NAME	SIGN	DATE

Transnet Capital Projects TRANSNET LTD  
 TRANSNET LTD (TRADING AS TRANSNET CAPITAL PROJECTS) : REG. NO. 199600000030  
 9 COUNTRY ESTATE DRIVE P.O. BOX 72501  
 WATERFALL BUSINESS ESTATE PARKVIEW, 2122  
 JUKSKEI VIEW, MIDRAND TEL: 011 308 3000

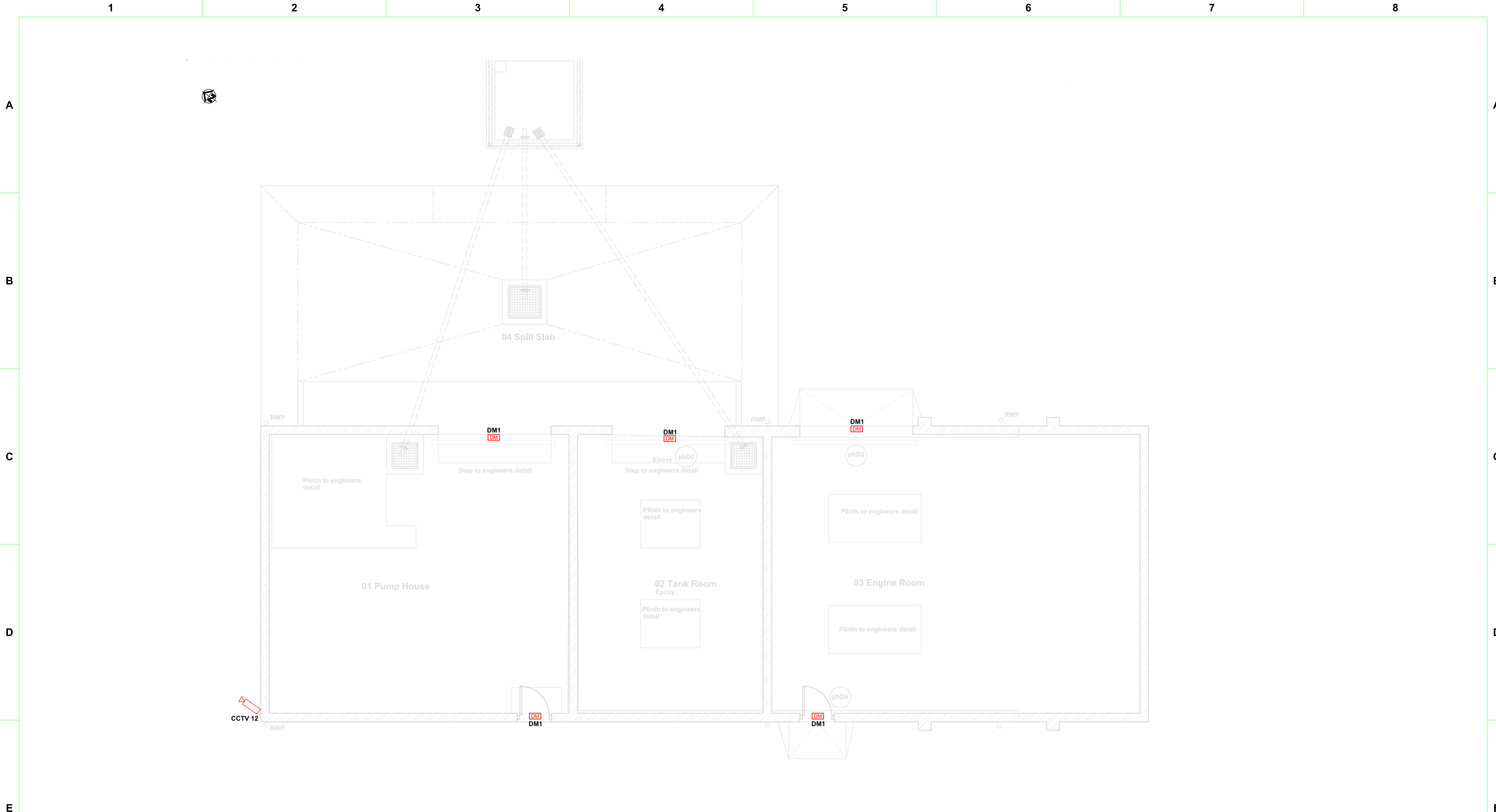
**PORT OF NGQURA**  
 DEVELOPMENT OF A NEW LIQUID BULK FACILITY:  
 BERTH B100  
 CONTROL BUILDING AND ELECTRICAL ROOM  
 CCTV, PAS & ACS LAYOUT

PROJECT NUMBER	OD	FBS	DIS	TYPE	DRAWING NO.	SHEET	REV	ID
1126901	1	B	01	K-LA	0001	02	OC	TD



F

F



**FLOOR PLAN**  
1:50

**NOTES**

1. DO NOT SCALE DRAWING - ONLY DIMENSIONS SHOWN TO BE USED.
2. THE CONTRACTOR SHALL VERIFY ALL CONDITIONS, DIMENSIONS AND LEVELS ON THE SITE AND NOTIFY THE NEC SUPERVISOR OF ANY VARIATIONS BEFORE CONSTRUCTION.

DRAWING NO.	REFERENCE
1126901-1-B01-E-LA-0013-01	ZONE CLASSIFICATION LAYOUT
1126901-1-B01-E-LA-0015-01	CCTV AND PA SYSTEM POWER RETICULATION AND MAST LAYOUT
1126901-1-B01-E-LA-0016-01	CCTV MAST TYPE 1
1126901-1-B01-E-LA-0016-02	CCTV MAST TYPE 2

**REFERENCE DRAWINGS**

NO.	DESCRIPTION	BY	CHKD	APPD	DATE
OC	ISSUED FOR TENDER	SN	TM	AS	31-07-2019
OB	ISSUED FOR CLIENT APPROVAL	SN	TM	.	22-07-2019
OA	ISSUED FOR CLIENT REVIEW	SN	TM	.	24-06-2019

**REVISIONS**

This Document including all design and information therein is Confidential Intellectual Property of Transnet. Copyright and all other rights are reserved by Transnet. This Document may only be used for its intended purpose.

CONTRACTOR / CONSULTANT				TRANSNET CAPITAL PROJECTS			
TITLE	NAME	SIGN	DATE	TITLE	NAME	SIGN	DATE
.	.	.	.	DRAWN	S Ndou	[Signature]	03 09 19
.	.	.	.	DESIGNED	T Mahlalela	[Signature]	03 09 19
.	.	.	.	CHECKED	L Mgushelo	[Signature]	03 09 19

OPERATING DIVISIONS			
TITLE	NAME	SIGN	DATE
.	.	.	.

PR.ENG. / PR.TECH./PR. ARCH	
NAME	DATE
Ahmed Shaik	13 11 19


REG. NUMBER	20180540
SCALE :	AS SHOWN

LEGEND	
	DOOR MONITOR
	FIXED EXTERNAL CAMERA

Transnet Capital Projects TRANSNET LTD  
TRANSNET LTD (TRADING AS TRANSNET CAPITAL PROJECTS) : REG. NO. 199000000030  
 9 COUNTRY ESTATE DRIVE P.O. BOX 72501  
 WATERFALL BUSINESS ESTATE PARKVIEW, 2122  
 JUKESKEI VIEW, MIDRAND TEL.: 011 308 3000

**PORT OF NGQURA**  
 DEVELOPMENT OF A NEW LIQUID BULK FACILITY:  
 BERTH B100  
 PUMP HOUSE  
 CCTV CAMERA LAYOUT

PROJECT NUMBER	OD	FBS	DIS	TYPE	DRAWING NO.	SHEET	REV	ID
1126901	1	B	0	K-L	A-0001	03	0	C TD



1 2 3 4 5 6 7 8

A

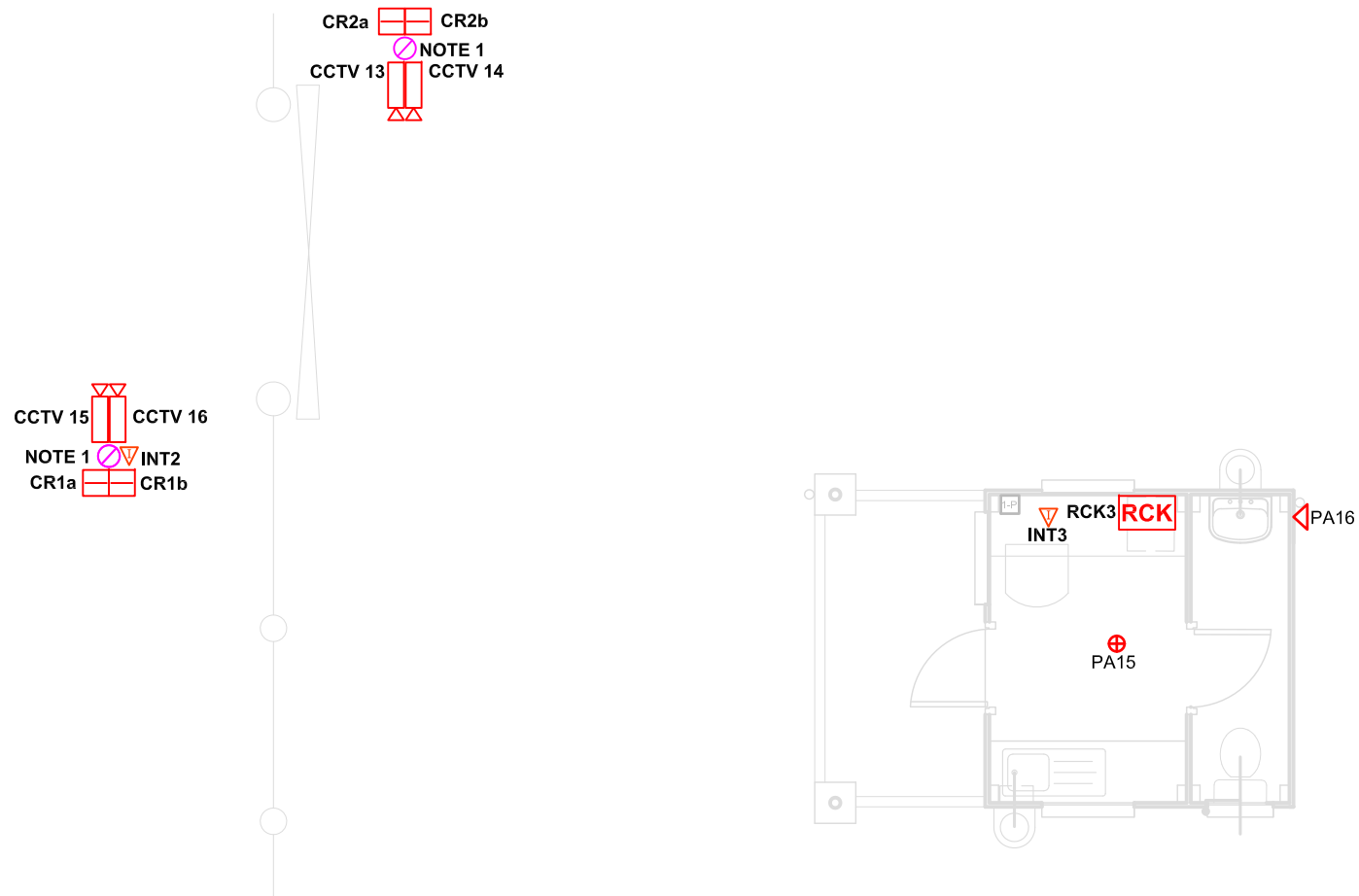
B

C

D

E

F



**FLOOR PLAN**  
1:50

LEGEND	
	PUBLIC ADDRESS SYSTEM EXTERNAL LOUDSPEAKER
	DATA OUTLETS IN DESK MOUNT BOX
	PUBLIC ADDRESS SYSTEM CEILING MOUNTED LOUDSPEAKER
	INTERCOM OUTLET
	PROXIMITY CARD READER
	FIXED EXTERNAL CAMERA
	GOOSENECK POLE
	RACK

**NOTES**  
1. 2m POLE, TO MOUNT CARD READERS AND FACIAL RECOGNITION CAMERAS FOR CARS AND TRUCKS.  
2. THE CONTRACTOR SHALL VERIFY ALL CONDITIONS, DIMENSIONS AND LEVELS ON THE SITE AND NOTIFY THE NEC SUPERVISOR OF ANY VARIATIONS BEFORE CONSTRUCTION.

CONTRACTOR / CONSULTANT							TRANSNET CAPITAL PROJECTS			
TITLE	NAME	SIGN	DATE	TITLE	NAME	SIGN	DATE			
				DRAWN	S Ndou		30 08 19			
				DESIGNED	T Mahlalela		30 08 19			
				CHECKED	L Mgushelo		03 09 19			
OPERATING DIVISIONS										
TITLE	NAME	SIGN	DATE							
PR.ENG. / PR.TECH./PR. ARCH										
NAME Ahmed Shaik							DATE			
SIGNATURE							13 11 19			
REG. NUMBER 20180540										
SCALE: AS SHOWN							A3			

Transnet Capital Projects TRANSNET LTD  
TRANSNET LTD (TRADING AS TRANSNET CAPITAL PROJECTS); REG. NO. 1990/000900/30  
 9 COUNTRY ESTATE DRIVE WATERFALL BUSINESS ESTATE JUKSKEI VIEW, MIDRAND P.O.BOX 72501 PARKVIEW, 2122 TEL: 011 308 3000



**PORT OF NGQURA**  
 DEVELOPMENT OF A NEW LIQUID BULK FACILITY:  
 BERTH B100  
 GUARD HOUSE  
 CCTV, PAS & ACS LAYOUT

NO.	DESCRIPTION	BY	CHKD	APPD	DATE
OC	ISSUED FOR TENDER	SN	TM	AS	31-07-2019
OB	ISSUED FOR CLIENT APPROVAL	SN	TM	.	22-07-2019
OA	ISSUED FOR CLIENT REVIEW	SN	TM	.	25-06-2019

**REVISIONS**  
This Document including all design and information therein is Confidential Intellectual Property of Transnet. Copyright and all other rights are reserved by Transnet. This Document may only be used for its intended purpose.

PROJECT NUMBER	OD	FBS	DIS	TYPE	DRAWING NO.	SHEET	REV	ID
1 1 2 6 9 0 1	1	B 0 1	K	L A	0 0 0 1	0 4	O C	T D

1 2 3 4 5 6 7 8