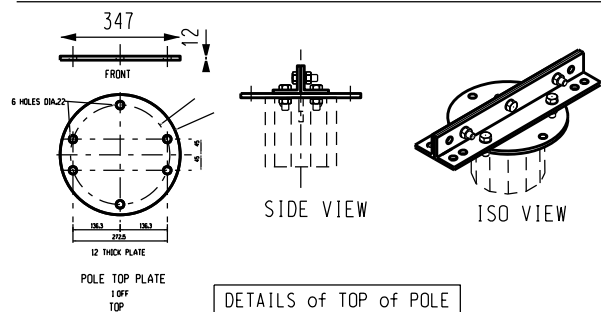


THE DESIGN OF THESE STRUCTURES IS GENERALLY IN ACCORDANCE WITH ASCE STANDARD 48-11, DESIGN OF STEEL TRANSMISSION POLE STRUCTURES. MANUFACTURE AND INSTALLATION SHOULD ALSO MEET THE REQUIREMENT OF THE SAME PUBLICATION



DETAILS of TOP of POLE

DESIGN WIND PRESSURE OF 1170pa WITH A 0.6 GUST FACTOR.

Structure Code:	Strsce9018kw.110
Phase Conductor:	Kingbird
Shield Conductor:	wolf
Wind Span: (m)	150
Weight Span: (m)	526
Vertical $\Phi - \Phi$ Spacing: (m)	2.40
Vertical $\epsilon - \Phi$ Spacing: (m)	2.20
CAH: (m)	11
Sides	12
Total Length: (m)	18
Tip diameter: (mm)	357
Base Diameter: (mm)	1020
Wall Thickness: (mm)	18
Base Plate O.D.: (mm)	1350
Base Plate I.D.: (mm)	870
Base Plate Thickness: (mm)	70
H.D Bolts: (Qty)	40
H.D Bolts Diameter: (mm)	42
H.D Bolts PCD: (mm)	1200
Working Tip Load: (kN)	133
Base g.I Moment: (kNm)	2402
Approximate mass: (tons)	6.43

POLES WILL HAVE THE LOWEST NUMBER OF SLIP JOINTS IN CONFORMANCE WITH THE LIMITATION IMPOSED BY THE LENGTH OF THE GALVANISING BATH. SLIP JOINT LENGTH IS TO BE 1.5 TIMES THE LARGEST I.D. OF THE SECTION.

FULL PENETRATION WELDS ARE TO BE USED ON: ALL SECTIONS JOINED BY THE CIRCUMFERENTIAL WELDS. ALL LONGITUDINAL WELDS WITHIN 75mm OF CIRCUMFERENTIAL WELDS OR IN THE FEMALE SECTION OF A SLIP JOINT.

ACCESS LADDER ARE REQUIRED ON ALL STRUCTURES FROM APPROXIMATELY 6m ABOVE GROUND LEVEL.

FOR INFORMATION ON STRUCTURE SECTION JACKING PLEASE REFER TO DSP\_34-1683

NOTES:  
MATERIAL :S355JR STEEL

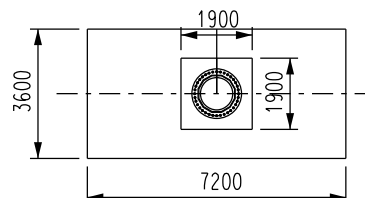
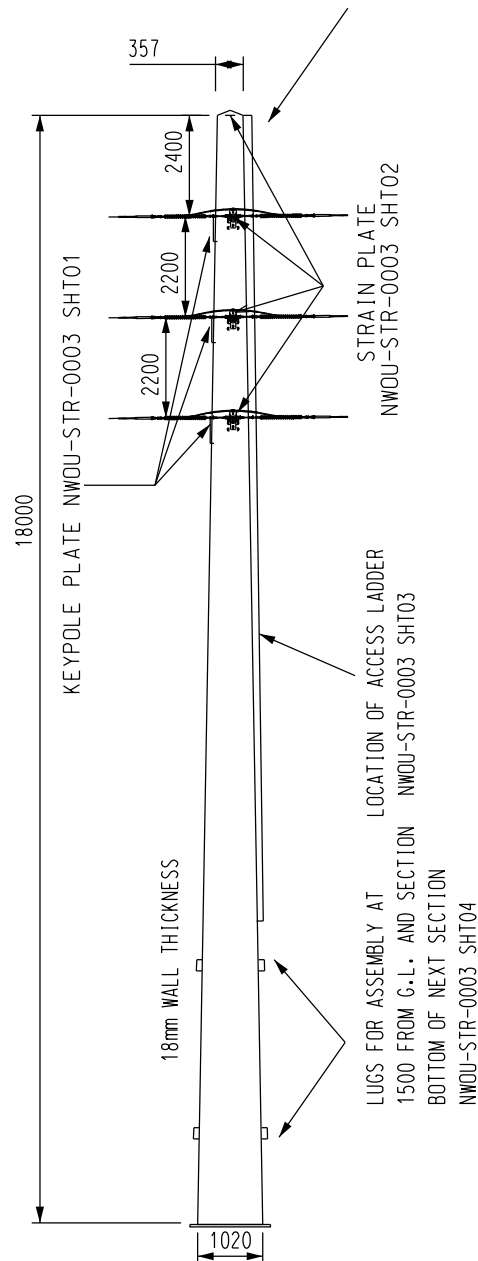
WELDING TO BE 10mm CONTINUOUS SEAL TO SANS 10162

HOT DIP GALVANISING TO SANS 121. STRESS RELIEVING TO BE APPLIED IN ACCORDANCE WITH SANS 121

TOLERANCE :  
ON DIMENSIONS 2mm

INCLINE VIEW

D-DT-7323/7324



Ø FIRST ISSUE

S.KGW

B.NYN

F.MAS

T.LANDELA

24/04/2020

REV

REVISION DESCRIPTION

BY

CHKD  
SDO

CHKD  
PE

AUTH

DATE

PROJECT NO.



132kV SINGLE CIRCUIT

90° STEEL STRAIN  
11m CAH

AUTH: T.LANDELA

DATE: 24/04/2020

CHKD  
PE: F.MASANGO

DATE: 24/04/2020

CHKD  
SDO: B.NYONI

DATE: 24/04/2020

DRAWN: S.KGWEDI

DATE: 17/04/2020

NWOU-STR-0005s3

SET

3

SHEET

3

REVISION

Ø