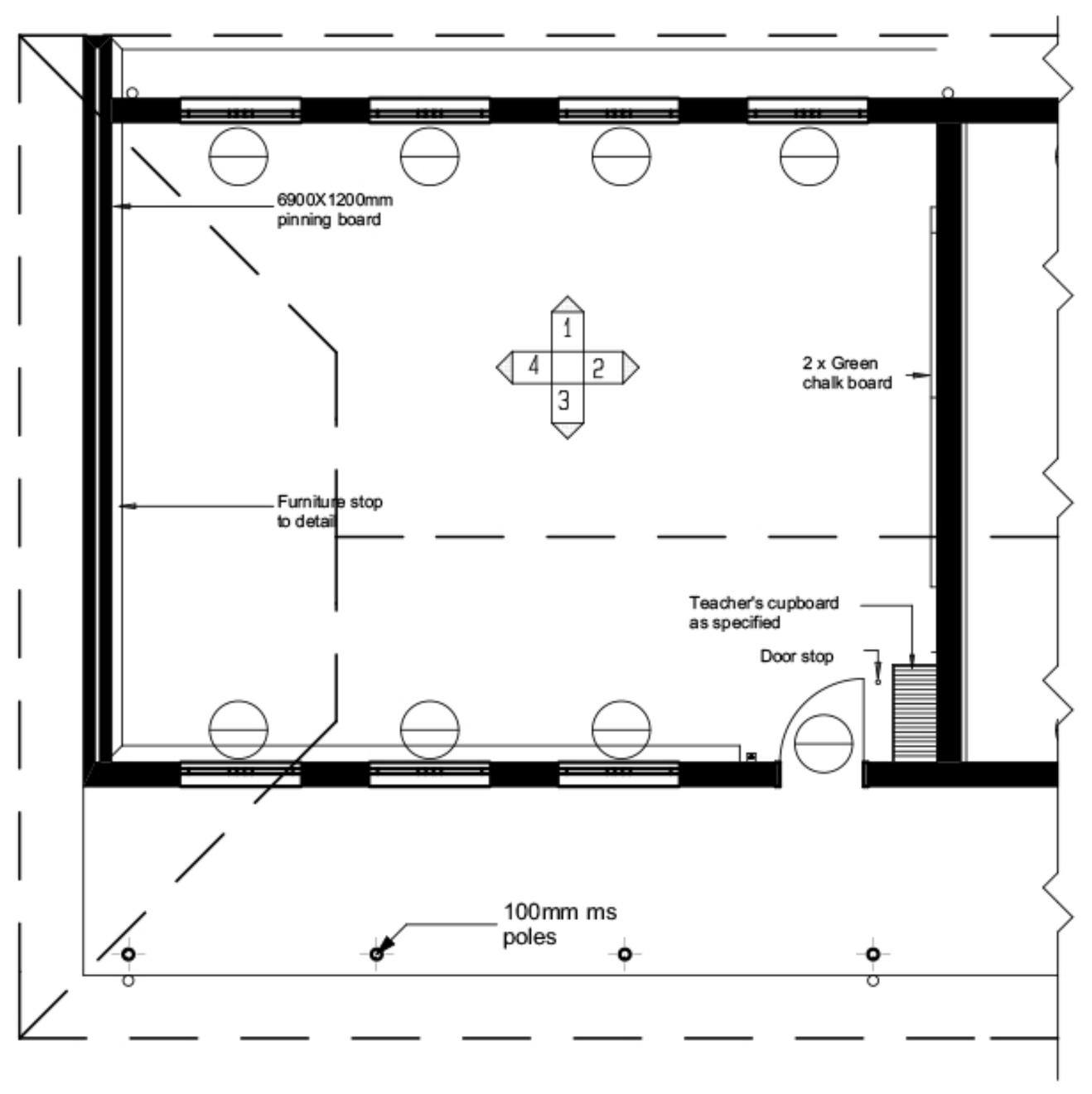

TYPICAL CLASSROOM
Scale 1:50

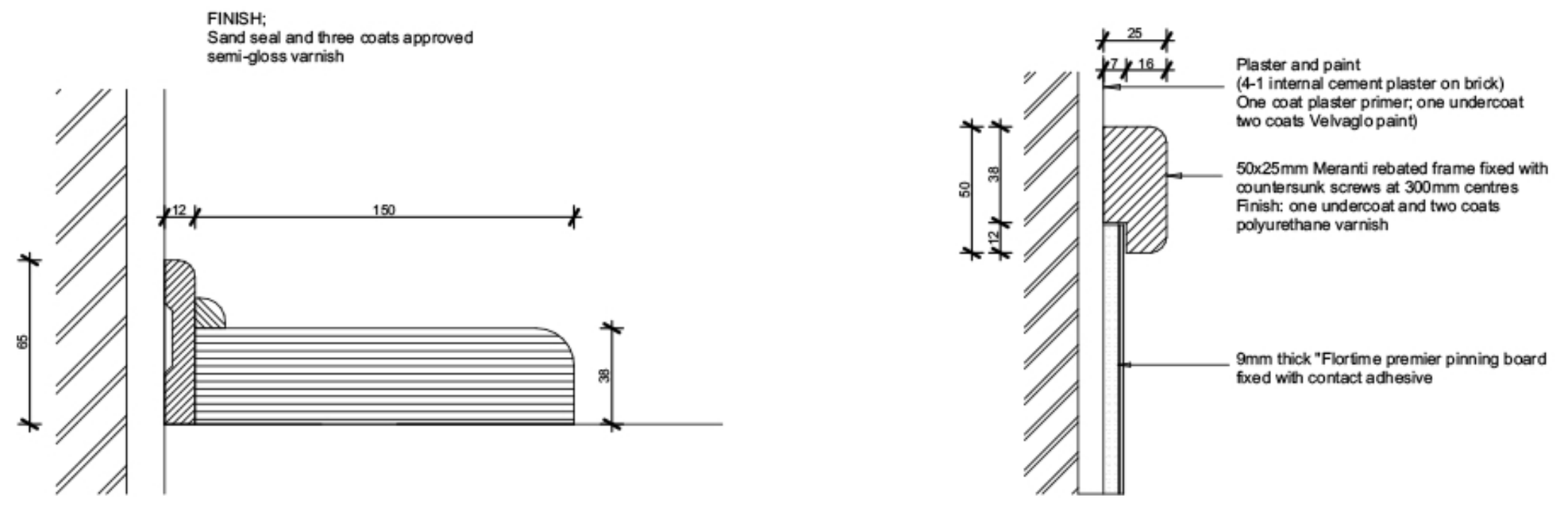

DETAIL FURNITURE STOP & PINNING BOARD
Scale 1:2

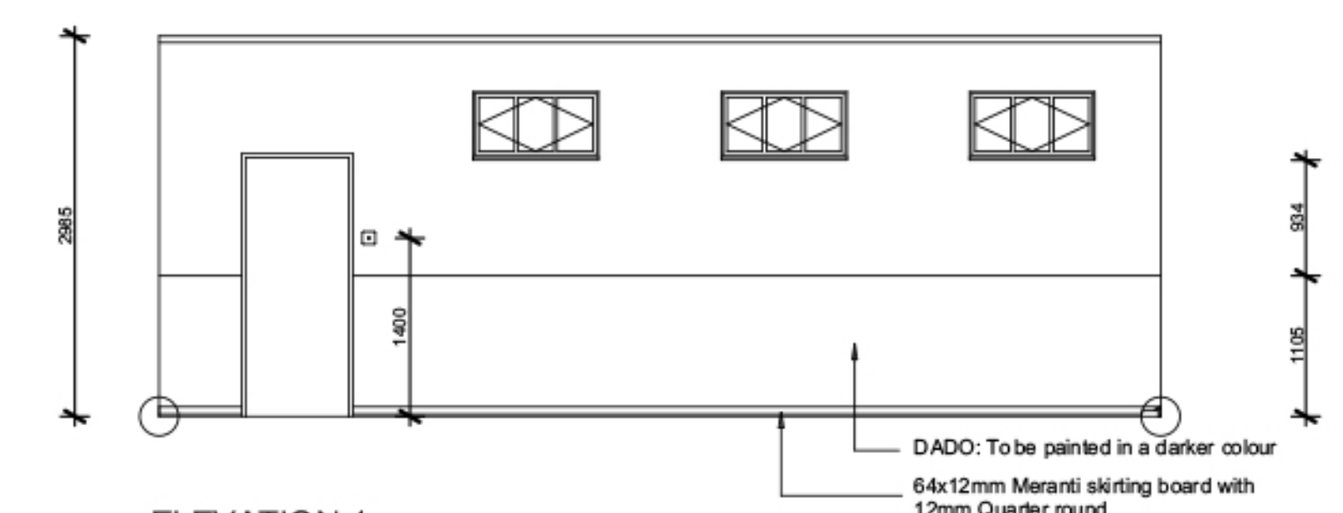

ELEVATION 1
Scale 1:50

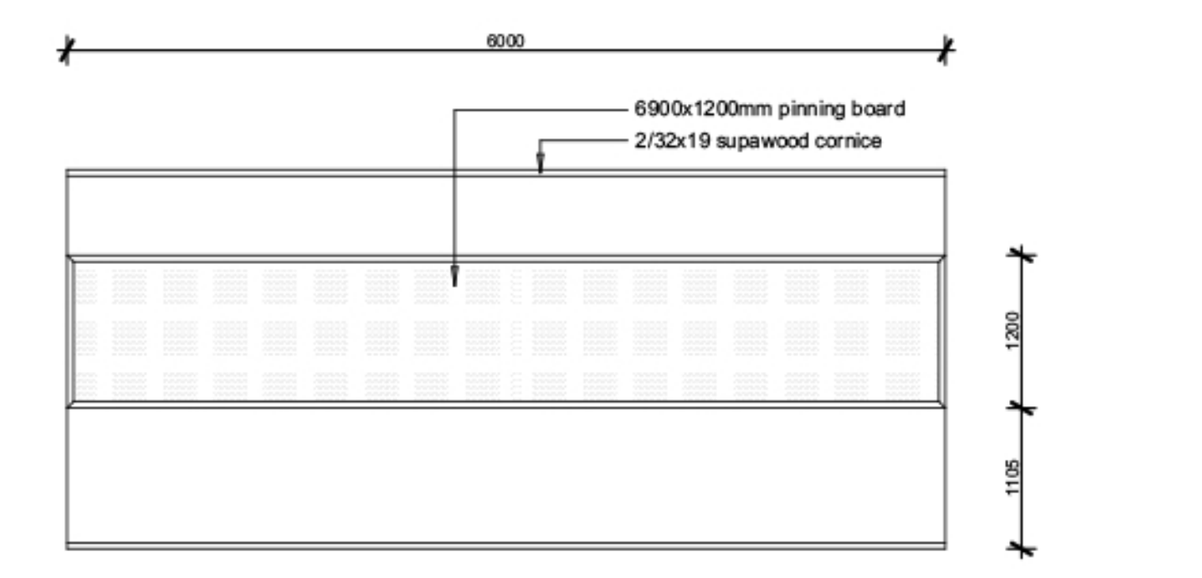

ELEVATION 2
Scale 1:50

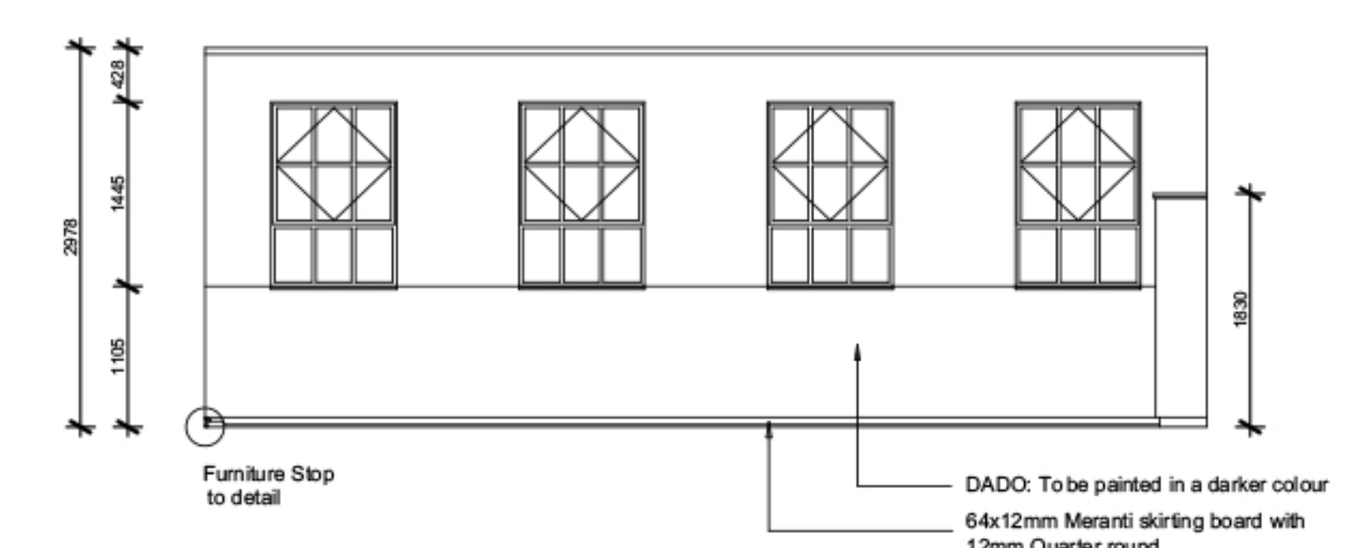

ELEVATION 3
Scale 1:50

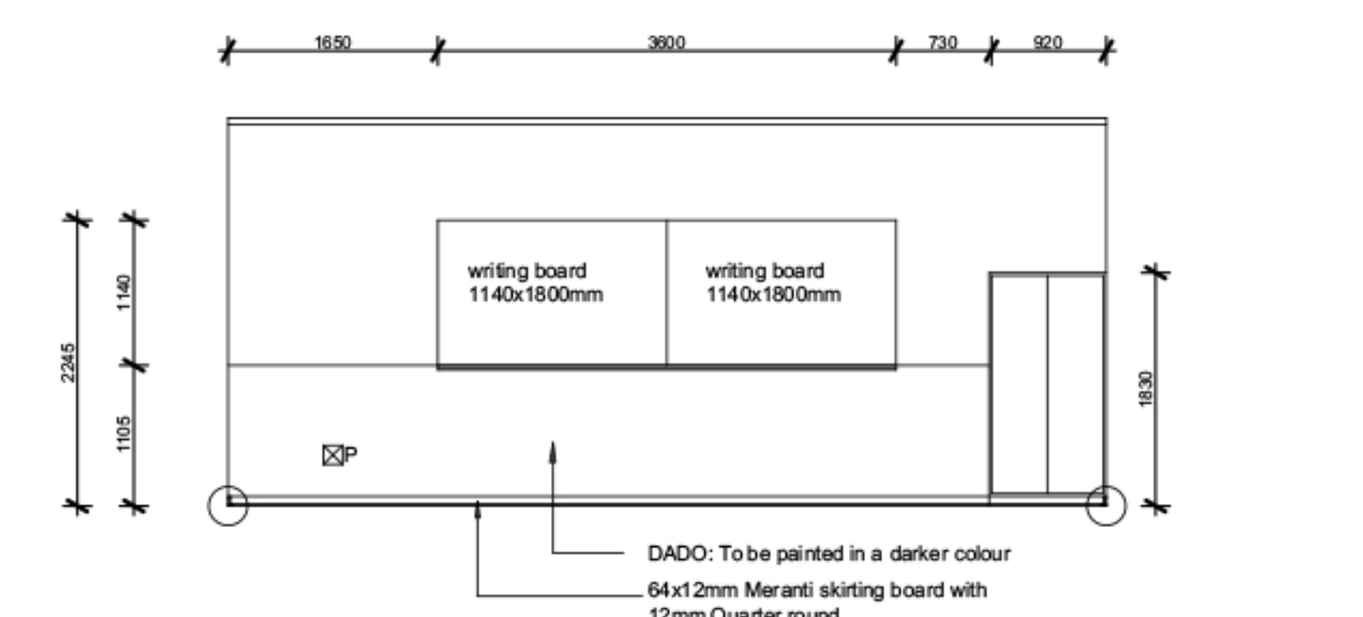

ELEVATION 4
Scale 1:50

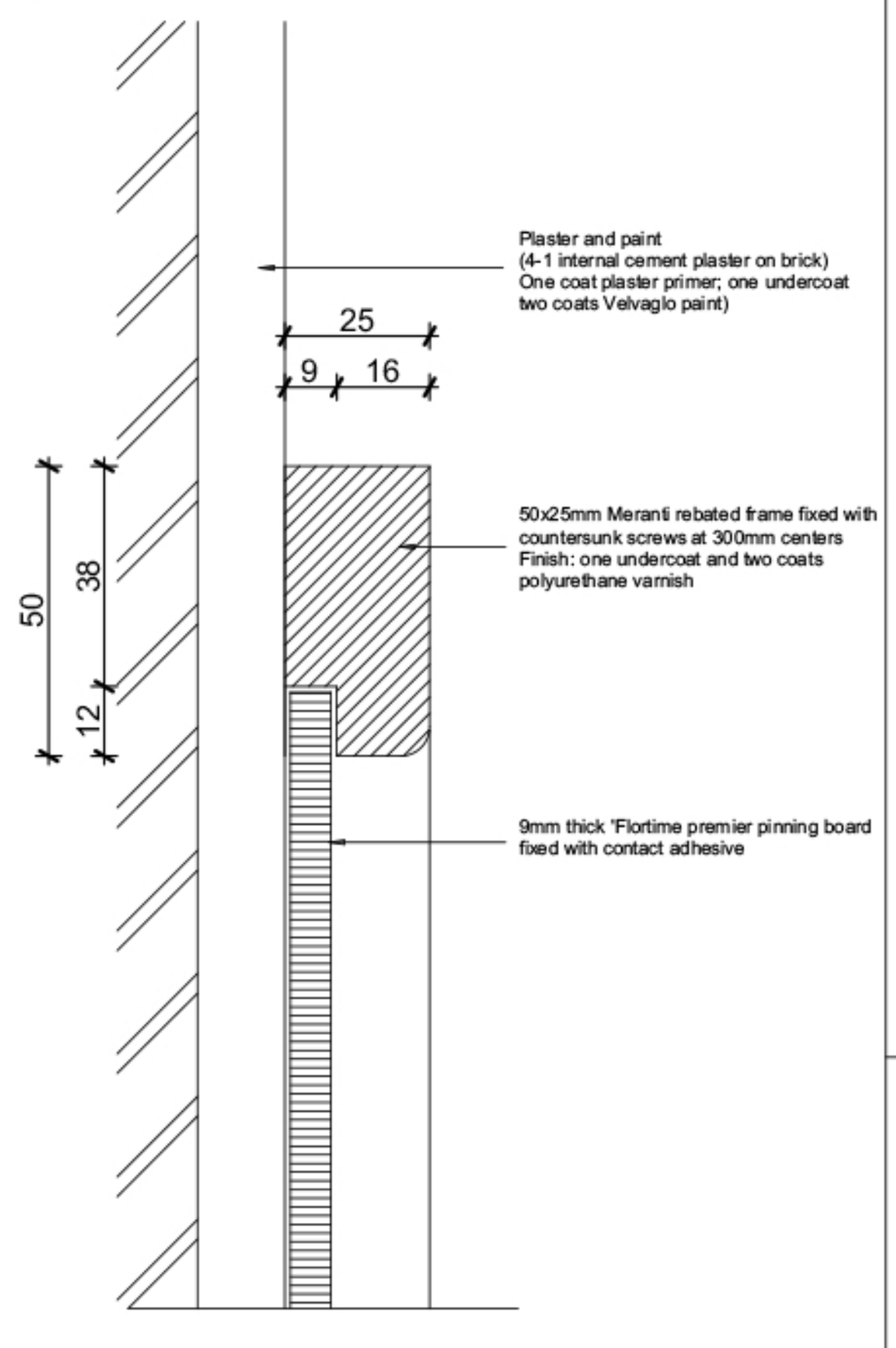

DETAIL: PINNING BOARD
Scale 1:1

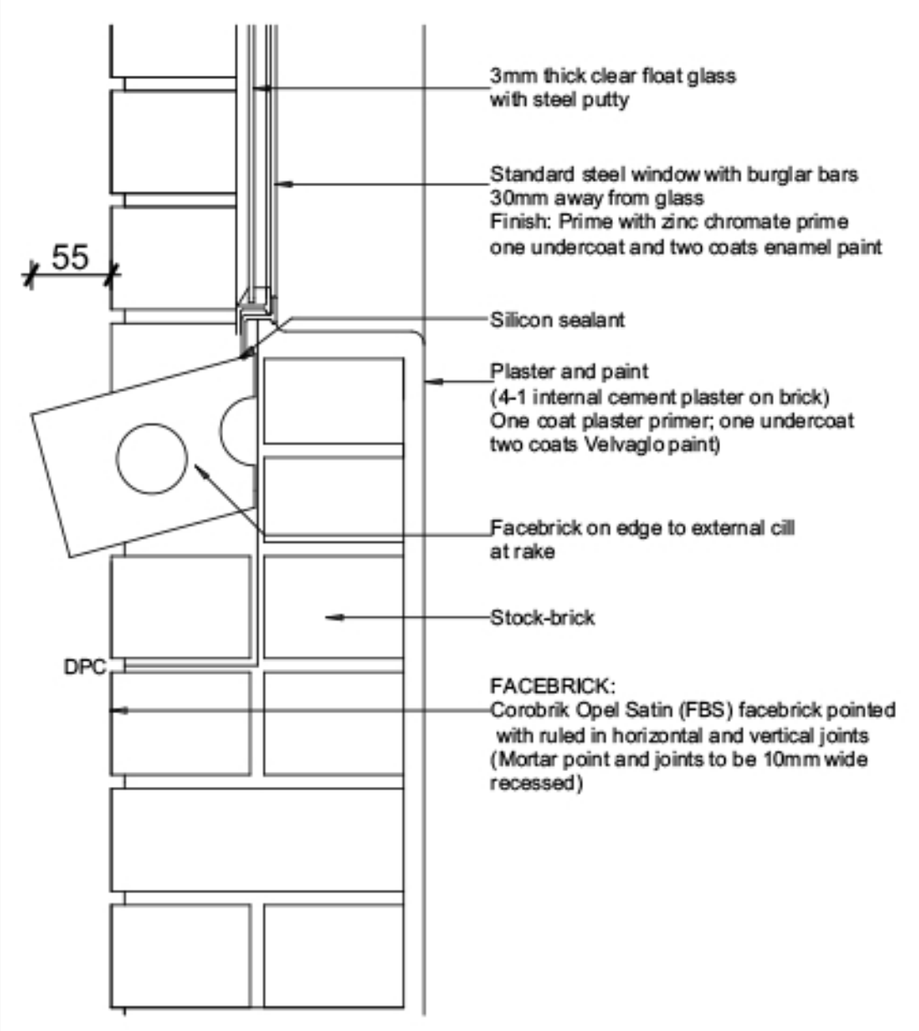

DETAIL 2
Scale 1:5

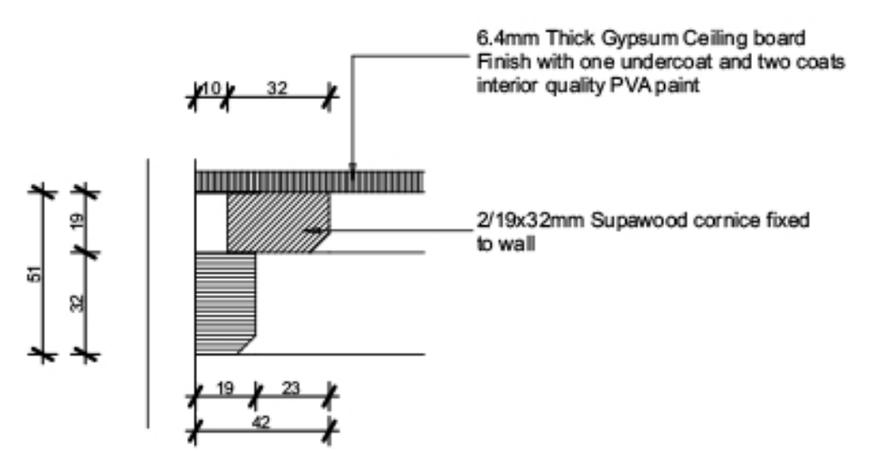

DETAIL 5
Scale 1:2

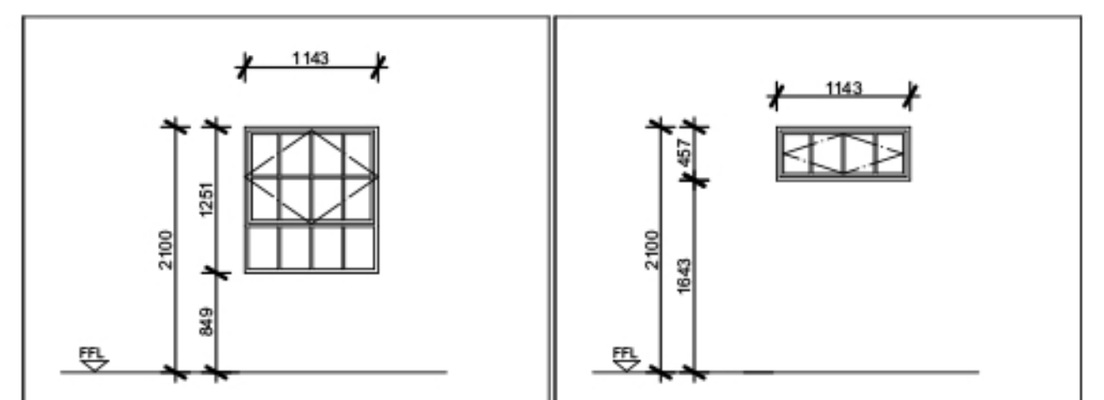

WINDOW NO.	W5	Wall Type- 230 brick Facebrick	Quantity xxx
LOCATION:	Classrooms		Code: School-type 5/8
FRAME	1143x1251mm steel frame painted		
FRAME FINISH	Gloss enamel painted		
GLAZING	3mm clear float glass putted in with steel window putty		
CILL	External- Facebrick Internal- Plaster window cill		
B. BARS	On opening and fixed sections to this window type		
FINISH	Gloss enamel painted		

	W6	Wall Type- 230 brick Facebrick		Quantity xxx
LOCATION:	Classrooms	Code: School-type 1-HCH		Code: School-type 1-HCH
FRAME	1143x457mm steel frame painted			
FRAME FINISH	Gloss enamel painted			
GLAZING	3mm clear float glass putted in with steel window putty			
CILL	External- Facebrick Internal- Plaster window cill			
B. BARS	On opening and fixed sections to this window type			
FINISH	Gloss enamel painted			

WINDOW SCHEDULE
Scale 1:100

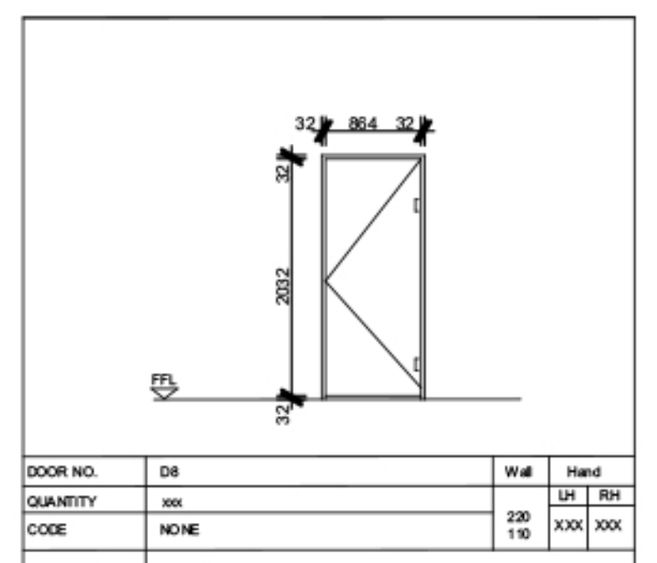

DOOR NO.	D8	Wall	Hand	
QUANTITY	xxx	220 110	LH	RH
CODE	NONE		XXX	XXX
LOCATION	Classrooms			
DOOR	2032x864x40mm external quality solid flush panel door with approved veneer both sides and 2 concealed edges			
FRAME	Standard pressed steel (1.2mm thick) single with 2 pair of hinges to suit 813x2032x40mm SGL Rebate Door			
DOOR FINISH	3 Coats clear varnish			
FRAME FINISH	Gloss enamel paint			
TYPE - WALL	Facebrick			

DOOR SCHEDULE
Scale 1:100

NOTES:
GLOSS ENAMEL PAINT:
1 Coat factory applied red oxide, 1 coat universal undercoat and 2 coats approved gloss enamel paint in approved colour.

BURGLAR BARS:
made of 20x5mm mild steel bars, according to standard NBP2 pattern, to be welded at all intersections and against window frames. Provide in front of opening and fixed sections at all windows except at classrooms (opening sections only) Burgler proofing to be bent 75mm away from glass surface at all fixed sections. Bars to run at the centres of the window panes.

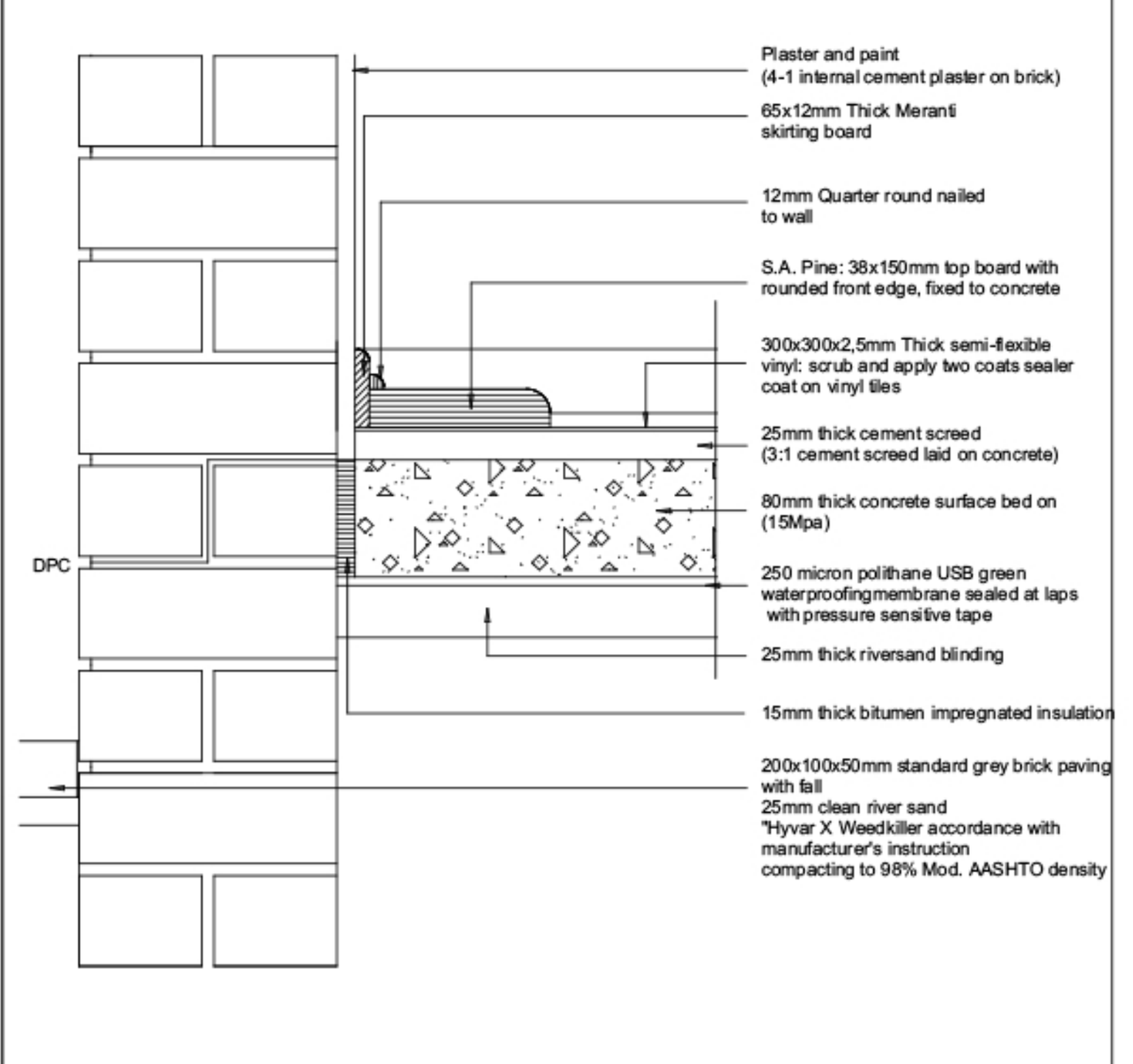

DETAIL 1
Scale 1:5

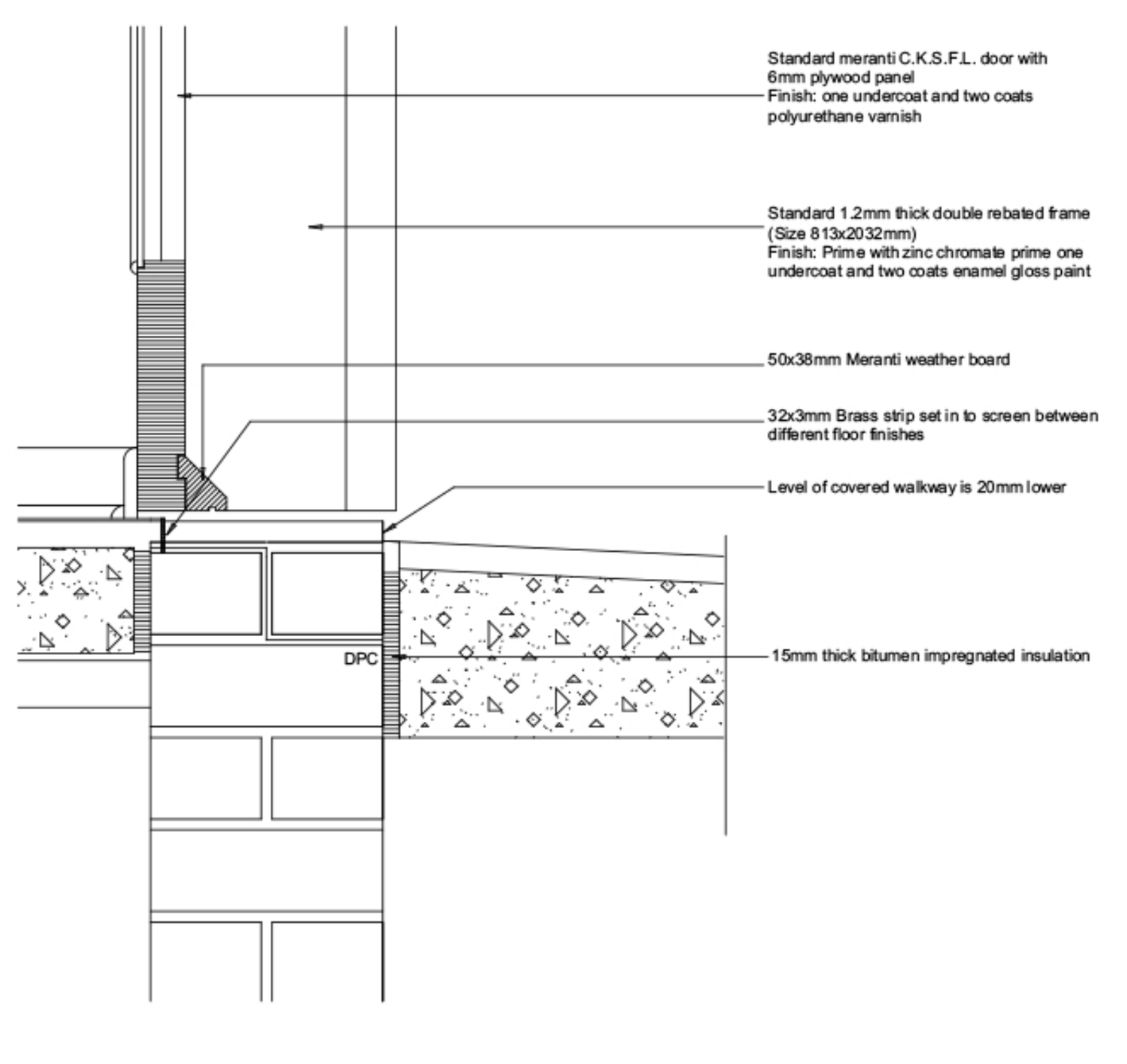

DETAIL 4
Scale 1:5

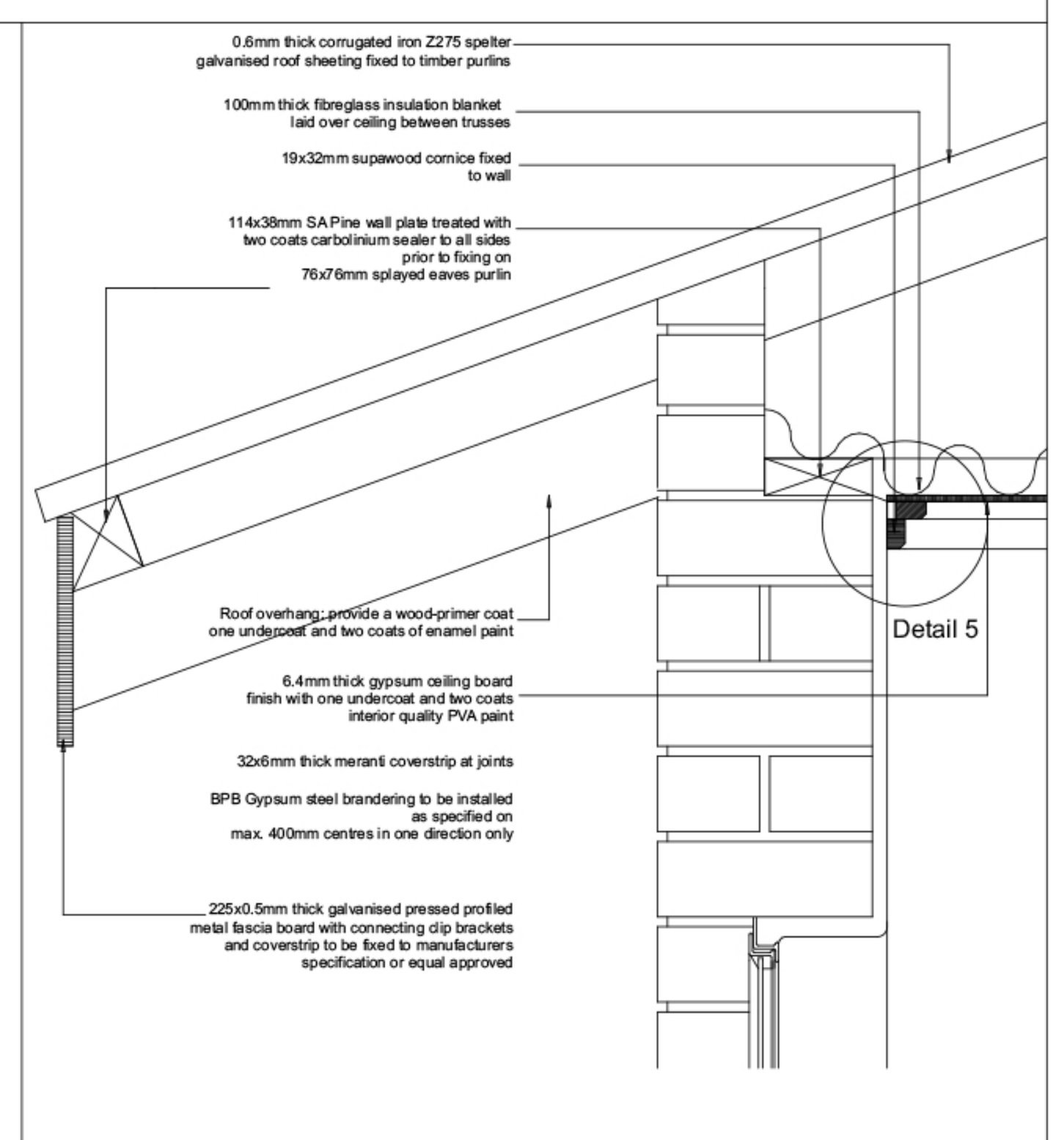

DETAIL 3
Scale 1:5

NOTES

Foundations
A1. Strip foundations - for load bearing walls: min 700 x 250mm 25 MPA reinforced concrete.
- for non load bearing walls: min 450x250mm 25 MPA reinforced concrete, or 400x200mm thickening in slab
Note: Engineer shall design all foundations Engineer to be consulted before construction
A2. Filling approved hard-core filling compacted in layers of Max 150 mm filling to be treated with SABS approved insecticide and weedkiller to comply with SABS 1164 and 1165 (Ref.3.4 in gen spec)

Surface beds and floors:
B1. Surface bed- 85 mm thick 25 Mpa concrete surface bed with ref 193 mesh on one layer of Gundle@ APIA.T USB Green 250pm damp proof membrane under concrete surface beds conforming to SANS 952-1:2011(see 5.1 in gen. spec.)
B2. Screed and floor finish: steel trowel power floated 1:4 cement sand screed. Thickness of screed 30 mm
B3. Screed and floor finish- ceramic tiles on 1:4 cement sand screed to total thickness of 30 mm
B4. Apron- 1000 mm wide 15 Mpa concrete apron with wood float finish apron to be cast in length of max 3 m to have a 1:100 fall away from the building

Skirtings
C1. Skirting- 100 mm high ceramics tiles to match floor tiles, fixing, adhesive and grouting acc to 19.1 in gen. spec.

Walls
D1 External walls approved face brick walls in stretcherbond to receive 10 mm wide x 6 mm deep square recessed joint in both directions
D2. Brick force-BRC to 230 and 115 Walls, Foundations walls- Every course, Superstructure every third course.
Over openings formed in brickwork- Every course for four courses extending 500 mm beyond opening in both directions ref 6.2 of gen. spec
D3. 228x76mm SAP beam to be built in and tied down to face brick columns with 2.5 mm galvanised wire ties. Beam to be creosote treated prior to being built in
D4. Lintel and facebrick roller course- lintels over all windows and door openings, brick work to receive 10×6mm square recessed joints
D5. DPC- Gundle APIA.T brickgrip DPC 375pm damp proof course conforming to SANS 952-1:2011 at Floor level&under all external window sills.
D6. Internal walls- approved Stockbrick walls in stretcher Bond to receive 12 mm cement sand plaster (gen.spec. 12.1) and dulux rockgrip Soft velvet (Color to be selected)
D7. Wall tiles- Tile Africa or similar light grey ceramic floor tiles (code: 1009-1000) with 4 PEI rating, size 300x300x9mm thick.

Window sills
E1. Internal window sill - Everite nutec window Internal sill size window with x 175mm x 15 mm thick (code: 013-517) Dulux Rockgrip universal gloss enamel (gen.spec.7.5)
E2. External window sill- Approved face brick on edge to match walls joints to be square and recessed.

Ceiling and cornice
F1. Cornice- Orac Decor Basixx Durofoam polyurethane (or similar approved) cornice moulding,overall size 70x70mm fixed to surface with Decofix Pro(gen.spec.13.5) painted like ceiling
F2. Ceiling- Everite Nutec 6mm thick plain ceiling boards, manufactured in accordance with SANS 9001:2000 carrying SANS 803:2005 provide galvanised H-profile jointing strips to be prepainted, Deluxe acrylic PVA modified acrylic paint (colour to be selected) to interior fibre cement surfaces.(gen.spec.13)

Roof and fascia:
G1. Roof sheeting-to match existing roofs fixed to timber purlins at 1200 mm centres "MI-TEK or similar approved pre-fabricated roof truss system.
G2. Ridge capping- standard factory manufactured ridges and flashings in finish to match roof coverings
G3. Fascia- Everite medium density plain, ungrooved nutec fascia boards (code:041-202) size 225x12mm, fixed to 38x38mm filter batten and 38x38mm support battens (gen.spec9.1) Deluxe rockgrip soft velvet
G4. Truss system- timber patent and approved prefabricated system at 1100 mm c/c. Purlins- 50 x 76 mm on 1200c/c All SA pine (see item 9 in gen.spec) Wallplate- 114 x 38 mm SA pine to be creosote treated before fixing. Certificate and guarantee for design and erection to be supplied by truss manufacturer. All exposed timber sections as well as sections in contact with wet trades to be creosote treated before fixing into position, truss to be secured to walls at wall plate with 2.5 mm galv steel wire ties, built into walls min 6 brick courses
G5. 15mm thick roof insulation sheeting blanket under tiles

REV	REVISION DESCRIPTION	BY	CHKD	AUTH	DATE

	SIGN	DATE		
DRAWN BY			PROJECT NAME: PROPOSED KAOTE KAULETSI RADIBAKI PRIMARY SCHOOL PROJECT	
ENGINEER			JOB NAME: PROPOSED 5 CLASSROOM BLOCK	SIZE: A1
CHECKED			Drawing Description: SCHEDULES AND DETAILS	REV: 0
APPROVED			DRAWING No:	REV: 0
SCALE	AS INDICATED		AREAS: FIVE BLOCK CALSSROOM= 305 Sqm TOTAL: 305 Sqm	SHEET:
CONTACT INFORMATION:			CLIENT: Eskom	OF:

Copyright Warning

Indemnity Warning

A1L