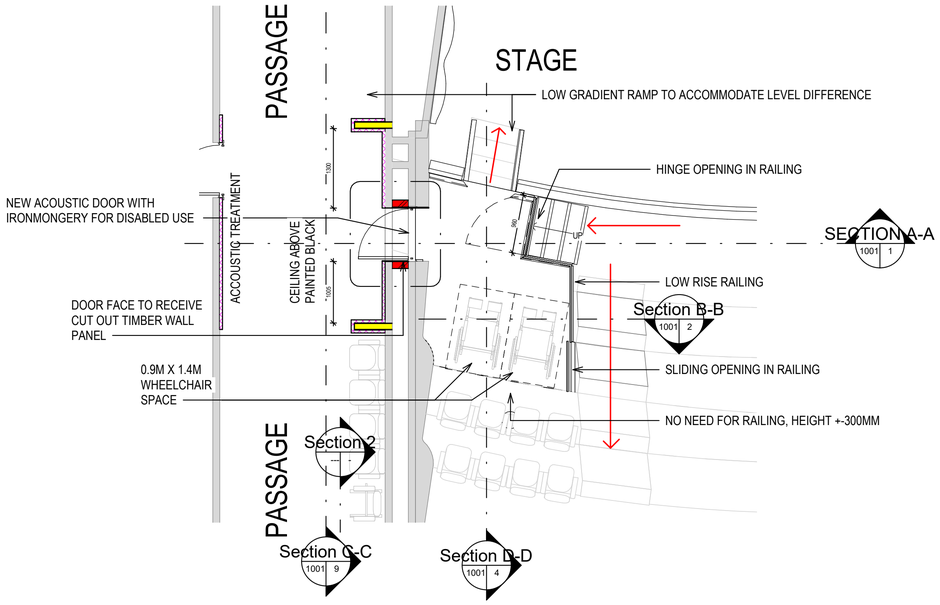

GROUND FLOOR
1 : 50

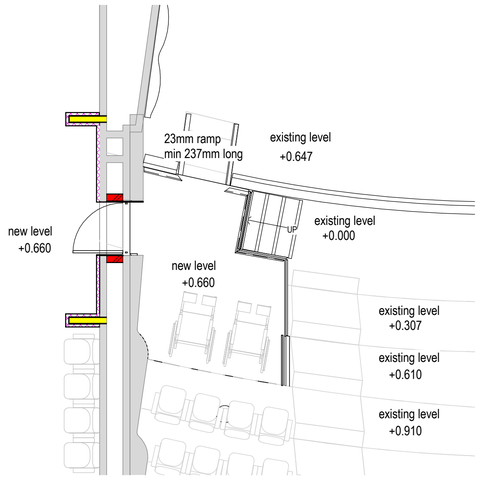

LEVELS
1 : 50

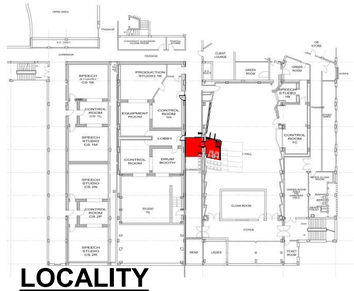

LOCALITY
1 : 500

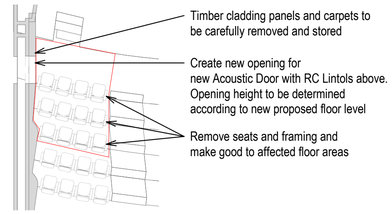

DEMOLITION PLAN
1 : 100

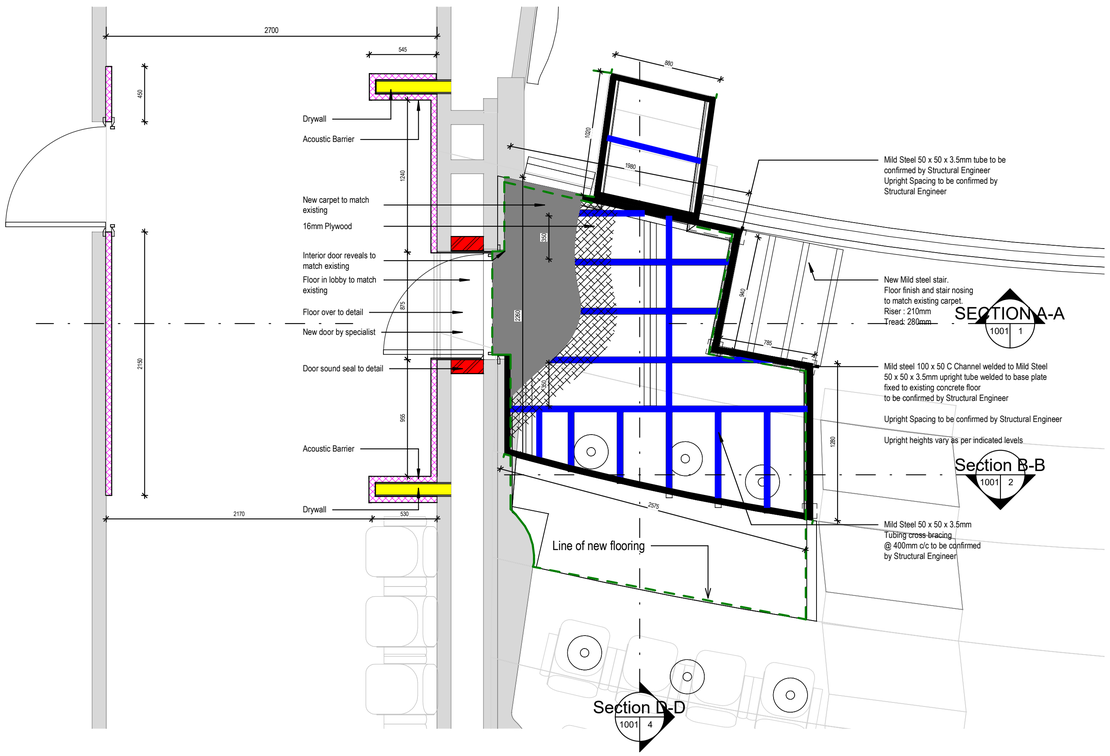

GROUND FLOOR Copy 1
1 : 25

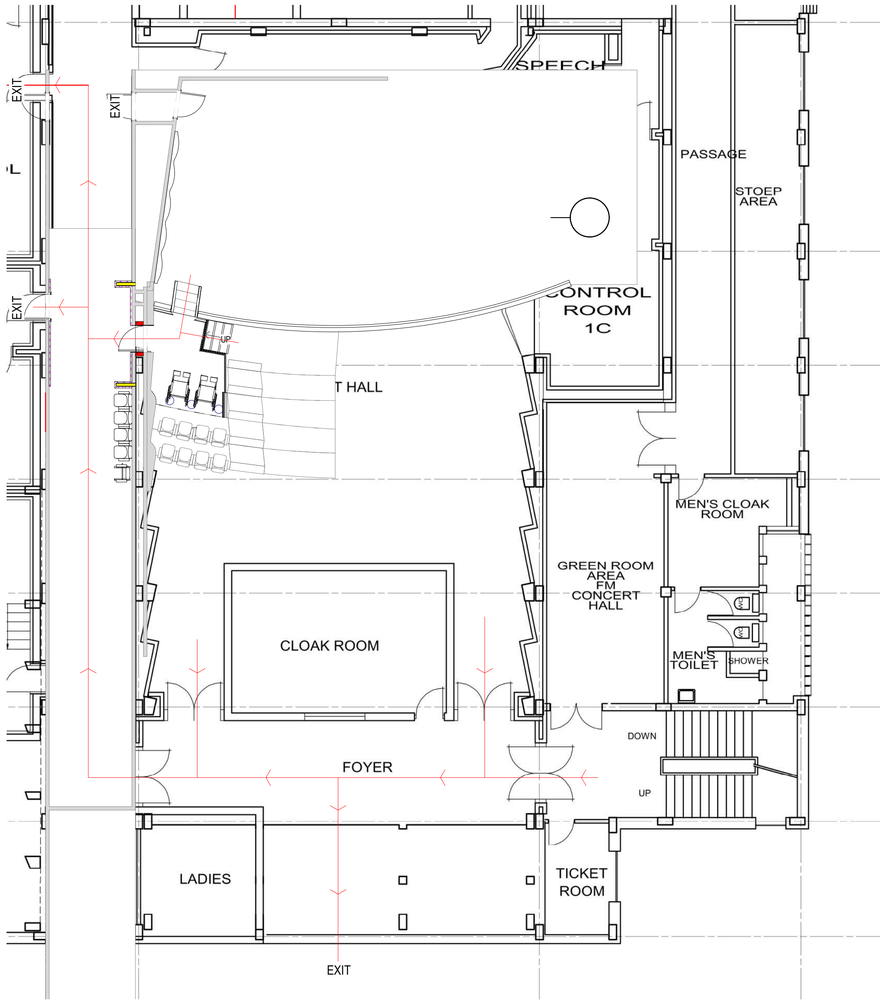

EVACUATION & FIRE
1 : 100

COPYRIGHT IS RESERVED

REVISIONS

DESCRIPTION	NO.	DATE	DRWN
FOR INFORMATION	0	15.10.21	DC

CLIENT:

ARCHITECT:

ENGINEER:

ISSUED FOR INFORMATION

NOTES:

GENERAL NOTES:

This is an COMPUTER generated drawing. All dimensions and levels to be checked and verified on site, by the contractors, prior to commencing any works.
ONLY use figured dimensions. NO scaling.
All discrepencies on drawings or intended variations from drawings are to be cleared with ARCHITECT before putting any work in hand.
All structural works are to be reffered to ENGINEERS drawings and specifications.
All floors to have minimum 10% of floor area glazed, and minimum 5% of floor area ventilated.
Floor plans are representative and do not form part of the contract.
All works to be carried out in strict accordance with the National Building Regulations and the local council's regulations.
Brickforce to be laid in every fifth (5th) brickcourse, and every course above doors, windows and openings.
All materials to comply with SABS standards.

DRAINAGE NOTES:

Sewer pipes to be 110mm diameter PVC with a minimum fall of 1:40.
Waste water pipes to be 40mm diameter PVC.
OVP or vent valve at head of drain. RE's (rodding eyes) at head of drain, all changes in direction, and at max 25m intervals. RE's to be marked at FGL.
IE's (inspection eyes) at all junctions and bends. IE's to be marked at FGL if underground.
Sewer pipes under building to be encased in 300 x 300 concrete sleeve. All waste water fittings to have 65mm re-seal traps.
All drainage work to be carried out in strict accordance with the National Building Regulations and the local council's specifications.

NOTE: SANS 10400-XA:2011,4.2.1(6):

OCCUPANCY CLASS (A1,A2,A3,A4,C1,C2,E1,E2,E3,E4,F1,F3,G1,H1,H2,H3,H4 & H5 SHALL BE DEEMED TO BE SATISFIED IF ORIENTATION AND SHADING ARE IN ACCORDANCE WITH THE REQUIREMENTS OF SANS 204, EXTERNAL WALLS ARE IN ACCORDANCE WITH THE REQUIREMENTS OF 4.4.4, CEILING/ROOF ASSEMBLY CONSTRUCTION IS IN ACCORDANCE WITH THE REQUIREMENTS OF 4.4.5, IF IN-SLAB HEATING IS INSTALLED, IT IS IN ACCORDANCE WITH THE REQUIREMENTS OF 4.4.6, IF HOT WATER SYSTEMS ARE INSTALLED, THE USE OF ENERGY, INCLUDING HEATING, AIR CONDITIONING AND MECHANICAL VENTILATION IN ACCORDANCE WITH SANS 204, AND HOT WATER SYSTEMS IN ACCORDANCE WITH THE REQUIREMENTS OF 4.1.

OR

4.2.1.C A COMPETENT PERSON CERTIFIES THAT THE BUILDING HAS A THEORITICAL ANNUAL ENERGY CONSUPTION AND THE DEMAND IS LESS THAN OR EQUAL TO A REFERENCE BUILDING THAT COMPLIES WITH THE REQUIREMENTS OF 4.2.1(6).

PROJECT:
SABC

SITE
DE AAR

DRAWING
CONCEPT PLANS

DRAWN BY:	DRAWING DATE:
TP	15.10.21
CHECKED BY:	PLOT DATE:
DC	

SCALE:
As indicated

PROJECT NO.	PAGE NR:
DAR1	

DRAWING NO.
1000

REVISION
0

A4AC ARCHITECTURE
TEL: 011 477 8738
EMAIL: dirk@a4ac.biz