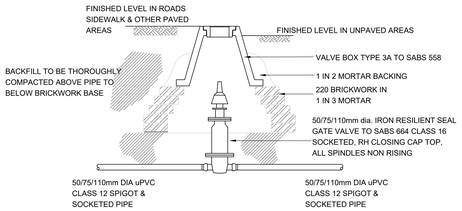

TYPE : IV1
50/75/110mm DIA ISOLATION VALVE & CHAMBER
SCALE 1:20

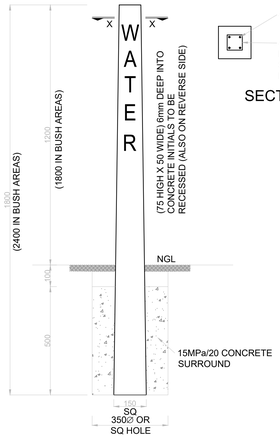

PLAN: TYPICAL MARKER BEACON (PRECAST CONCRETE)

SECTION X-X
NTS

LEGEND:
H - HYDRANT
V - VALVE
C - CABLE
SV - SCOUR VALVE
AV - AIR VALVE

SECTION Y-Y
NTS

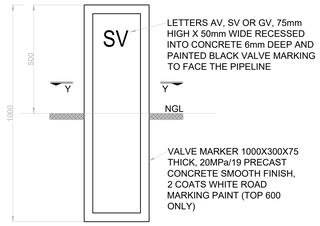

PLAN: TYPICAL VALVE MARKER (PRECAST CONCRETE)

TYPICAL MARKER DETAILS
NTS

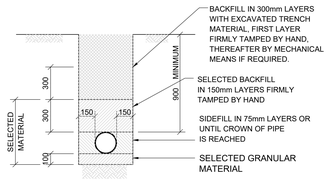

TYPICAL PIPE BEDDING DETAIL
SCALE 1:20

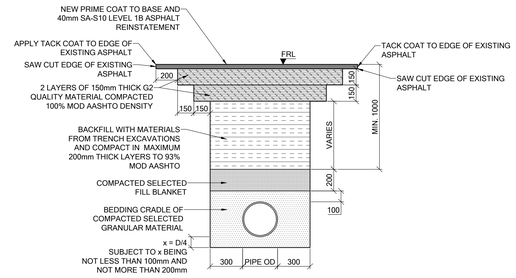

TYPICAL ASPHALT DRIVEWAY REINSTATEMENT DETAIL
SCALE 1:20

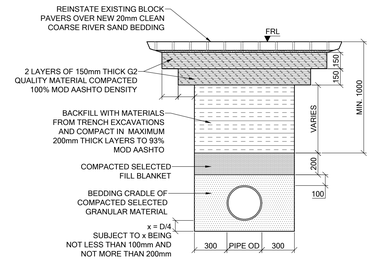

TYPICAL BLOCK PAVING REINSTATEMENT DETAIL
SCALE 1:20

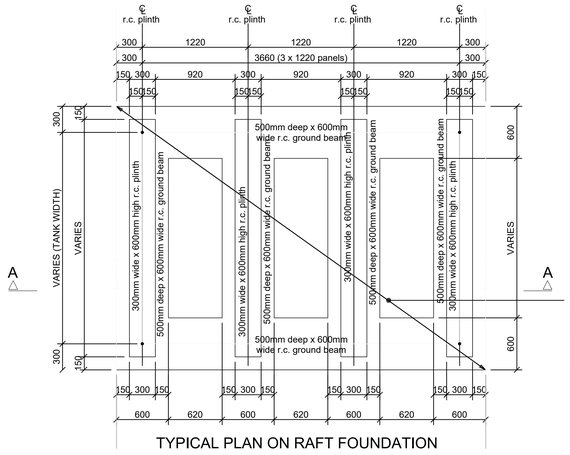

TYPICAL PLAN ON RAFT FOUNDATION

NOTES:
1). 25mm x 25mm chamfers to all r.c. plinth edges.
2). Setting out to Architect's layouts and details.
3). Top of concrete levels to be confirmed by the Contractor and Engineer on site during setting out.
4). Contractor to protect existing services on site.

Rebar Allowance:
170kg/m³

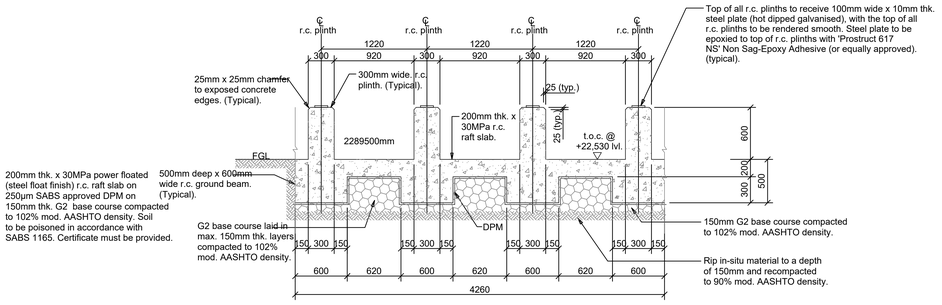

SECTION A - A

WATER TANK SUPPORT STRUCTURE
NTS

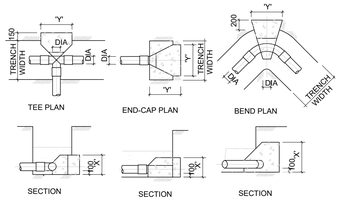

PIPE SIZE	END CAP		THRUST BLOCK SIZES (in mm) IN NORMAL EARTH FOR HEADS OF 120m									
			TEE (BRANCH)		90 ° BEND		45 ° BEND		22.5 ° BEND		11.25 ° BEND	
	X	Y	X	Y	X	Y	X	Y	X	Y	X	Y
75	300x200		300x200		350x300		300x250		300x200		300x200	
110	300x400		300x400		400x500		350x300		300x200		300x200	
160	400x600		400x600		600x600		450x500		400x300		300x250	
200	500x800		500x800		700x900		500x800		400x500		350x300	

THRUST BLOCK DETAILS
NTS

PRELIMINARY

NOTES

GENERAL
1. SETTING OUT TO ARCHITECT'S DETAILS.
2. PROVE ALL SERVICES PRIOR TO CONSTRUCTION.
3. ALL WORK AREAS TO BE REINSTATED (PREMIX, CONCRETE, ETC.)
4. SUPPLY AND INSTALLATION TO COMPLY WITH SANS 1200.
5. ALL LEVELS AND DIMENSIONS TO BE VERIFIED ON SITE.
6. THIS DRAWING IS TO BE READ IN CONJUNCTION WITH THE ARCHITECTURAL, STRUCTURAL AND MECHANICAL ENGINEERS DRAWINGS.

WATER:
1. ALL WATER PIPES ARE TO BE 110mm Ø HDPE PE100-PN16
2. BEDDING TO SUIT FLEXIBLE PIPES
3. PIPES TO BE INSTALLED WITH ALL COUPLINGS AND TO BE TESTED AND DISINFECTED
4. MINIMUM COVER TO PIPES TO BE 1000mm

No.	REFERENCE DRAWINGS

REV	DESCRIPTION	BY	DATE
P1	PRELIMINARY	A.D	2026.01.15

KWAZULU-NATAL PROVINCE
PUBLIC WORKS
REPUBLIC OF SOUTH AFRICA

CLIENT

SAKHISIZWE ARCHITECTS

PROJECT
ULUNDI LA COMPLEX: THE URGENT REPAIRS & REPLACEMENT OF THE STORM & WATER DAMAGED ROOFS, ASSOCIATED BUILDINGS AND INFRASTRUCTURE COMPONENTS AT ULUNDI LEGISLATIVE COMPLEX ADMINISTRATION BUILDING IN THE NORTH COAST. ZNT 08/25/26 W:WIMS NO: 029108

DETAILS:
TYPICAL BULK POTABLE WATER DETAILS

MAP AFRICA CONSULTING
SABS ISO 9001 CESA
SUITE GR01A, GROUND FLOOR, BUSINESS PARTNERS CENTRE
23 JAN HOFMEYER ROAD, WESTVILLE, 3630
e-mail : admin@mapafrica.co.za
FAX (031) 3092929 TEL. (031) 3095831

DESIGNED	A.D	COPYRIGHT RESERVED	SCALES AS SHOWN
DRAWN	A.D		
APPROVED	P.N	PL	DATE 2026.01.15
DRAWING No.	617 / 101		REV P1