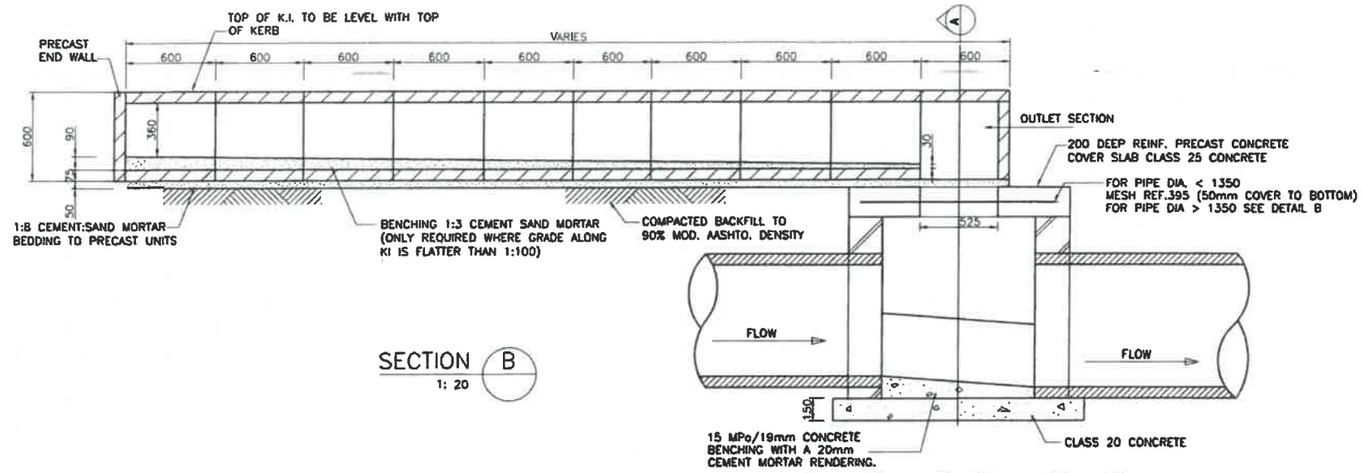

SECTION B
1: 20

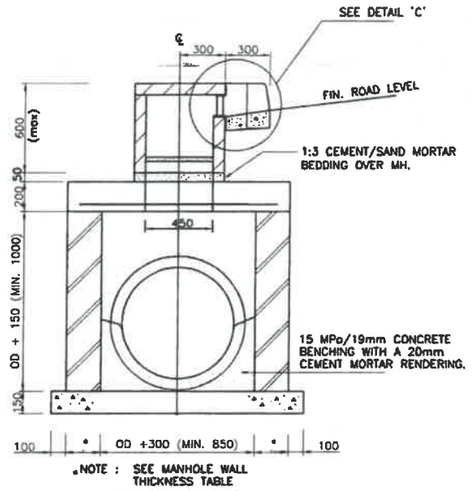

SECTION A
1: 20

1.) C.I. STEP IRONS, 300mm c/c STAGGERED IN BOTH DIRECTIONS TO BE INSTALLED IN MH'S EXCEEDING 1.5m IN DEPTH, AS SHOWN.
2.) CONCRETE STRENGTH:
   i) TOP AND COVER SLAB 25MPa/19mm
   ii) BASE SLAB 20MPa/19mm
   iii) BENCHING 15MPa
3.) ALL BRICKWORK TO BE CONSTRUCTED USING CLAY BRICKS IN ENGLISH BOND METHOD WITH CLASS 1 MORTAR TO SABS 0164.
4.) FOR LAYOUT AND SETTING OUT CO-ORDINATES, REFER TO DRAWING
5.) CLEAN SURFACE AND APPLY UNIVERSAL UNDER-COAT (PLASCON UC1) TO 25um DRIED FINISHED THICKNESS. FINAL COAT ENAMEL TO 35um DRIED FINISHED THICKNESS TO ALL ANGLE IRON SUPPORT STRUCTURE. (COLOUR TO ARCHITECT'S REQUIREMENTS).

MANHOLE WALL THICKNESS TABLE		
PIPE ø	DEPTH 2500max	DEPTH 3000max
<900	220	220
1050-1350	220	330
1500-1800	330	330 (CAVITY) (SEE DETAIL A)

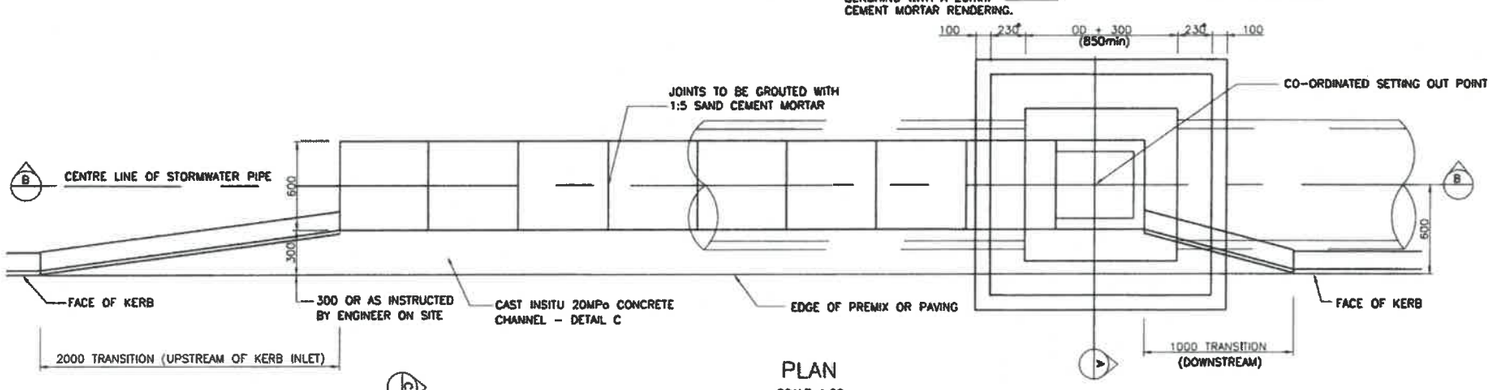

PLAN
SCALE 1:20

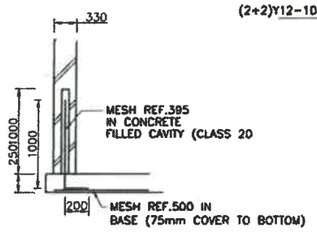

DETAIL A
N.T.S

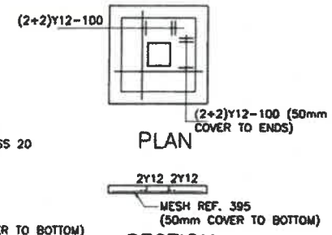

DETAIL B
N.T.S

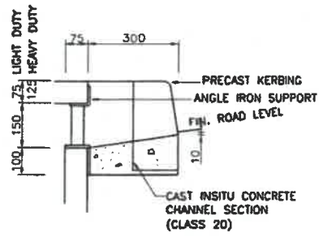

DETAIL C
SCALE 1:10

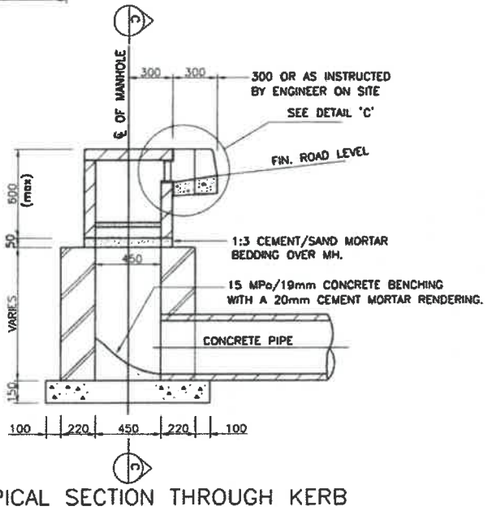

TYPICAL SECTION THROUGH KERB INLET ALTERNATIVE PIPE ALIGNMENT
SCALE 1:20

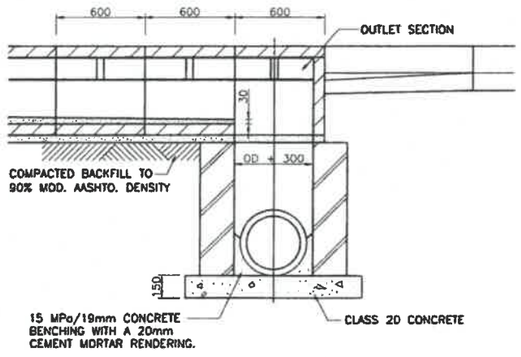

SECTION C
1: 20

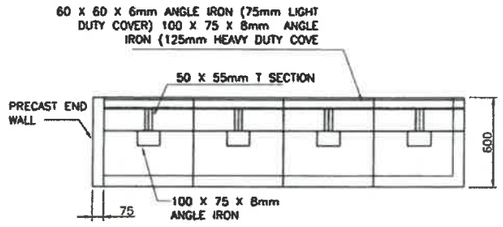

ELEVATION
TYPICAL DETAIL OF ASSEMBLED KERB INLET
SCALE 1: 20

GENERAL NOTES:

1. ALL WORK IS TO BE DEGREE OF ACCURACY II UNLESS OTHERWISE SHOWN.
2. ALL TESTING IS TO BE IN ACCORDANCE WITH CLAUSE 7 OF THE RELEVANT CODE UNLESS REPLACED BY A MUNICIPAL TESTING REQUIREMENT.
3. THE CONTRACTOR IS TO PROTECT EXISTING BOUNDARY STRUCTURES AND BURIED SERVICES.
4. INSPECTIONS SUBJECT TO THE AVAILABILITY OF MUNICIPAL REPRESENTATIVES.
5. TWO BENCHMARKS ARE TO BE ESTABLISHED BY AN INDEPENDENT ENGINEERING SURVEYOR AND THE POSITIONS THEREOF FORWARDED TO LTE CONSULTING ENGINEERS.
6. TIE-IN LEVELS ARE TO BE CONFIRMED PRIOR TO CONSTRUCTION.

Drg. No.	Description
Reference Drawings	

REV	Description	BY	Chk'd	Eng	Date
3	ISSUED FOR RE-TENDER	GM	GM	JV	28-09-2017
Revision History					

CLIENT:
FREE STATE PROVINCIAL GOVERNMENT
DEPARTMENT OF HUMAN SETTLEMENT

Physical Address	Postal Address
LEBOHANG BUILDING ST ANDREW STREET BLOEMFONTEIN	PO BOX 221 BLOEMFONTEIN 9300

LTE

APPOINTED ORGANISATION: LTE CONSULTING
PERFORMING ORGANISATION: LTE CIVIL & STRUCTURAL

Physical Address	Postal Address
LTE House Building 1 Office Park (Belvedere Place) 5 Eglin Road, Sunning Hill 2157 Tel: +27 (0) 11 061 5700 Fax: +27 (0) 11 061 5773	Postnet Suite No. 326 Private Bag X26 Sunninghill 2157

APPROVED BY:

PROF. REGISTRATION:

DATE:

Project Name: G-HOSTEL HOUSING DEVELOPMENT

Project Number: E405

Drawing Title: STORMWATER KERB INLET DETAIL

APPROVED	J. MHLANGA		28-09-2017
ENGINEER	J. MHLANGA		28-09-2017
CHECKED	B. NDLOVU		28-09-2017
DRAWN	M. MOFOKENG		28-09-2017
Name in Block	Name	Signature	Date

ALL RIGHTS ON THIS DRAWING REST AT ANY TIME WITH LTE CONSULTING, WITHOUT WHOSE WRITTEN CONSENT IT MAY NOT BE COPIED, REPRODUCED, COMMUNICATED OR RENDERED ACCESSIBLE TO THIRD PARTIES.

Client Drawing No.

Rev

LTE Drawing No. E405-SW-DT-01

3