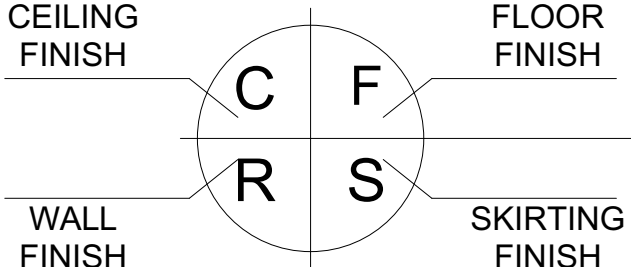


DE WILDT STATION

GENERAL NOTES

- ALL DIMENSIONS ARE IN mm AND MUST BE CHECKED ON SITE AND DRAWINGS MUST NOT BE SCALED.
- THIS DRAWING MUST NOT BE SCALED. FIGURED DIMENSIONS ONLY TO BE USED. ALL DIMENSIONS ARE TO BE REPORTED TO THE ARCHITECT (EMPLOYER) IMMEDIATELY THEY BECOME EVIDENT FOR RECTIFICATION OR CLARIFICATION BEFORE ANY CONSTRUCTION MAY COMMENCE.
- ALL DIMENSIONS AND LEVELS ARE TO BE VERIFIED ON SITE PRIOR TO COMMENCEMENT OF CONSTRUCTION. DRAWINGS OR CONSTRUCTION.
- ALL MATERIALS AND CONSTRUCTION MUST COMPLY WITH THE NATIONAL BUILDING REGULATIONS (ACT 103 OF 1977) INCLUDING ALL AMENDMENTS AND NOTICES THEREBY ISSUED BY THE LOCAL AUTHORITY.
- ALL MATERIALS MUST BE FIRED AND FINISHED STRICTLY TO MANUFACTURER'S SPECIFICATION UNLESS OTHERWISE SPECIFIED.
- SHOP DRAWINGS TO BE SUBMITTED FOR APPROVAL PRIOR TO MANUFACTURE OR INSTALLATION.
- CONSTRUCTION AND PRODUCTION OF THIS DRAWING OR ANY PORTION THEREOF IS RESERVED BY GREENFIELD RESOURCES.

LEGEND TO FINISHES



01	08-12-23	ADDITION OF UNIVERSAL ACCESS
00	03-10-23	FIRST ORIGINAL ISSUE
REV. NO.	DATE	DESCRIPTION
		REVISION

CLIENT:



PROJECT ARCHITECT:

roject:

PRASA - MABOPANE LINE

tation : **DE WILDT**

Drawing : **SITE PLAN**

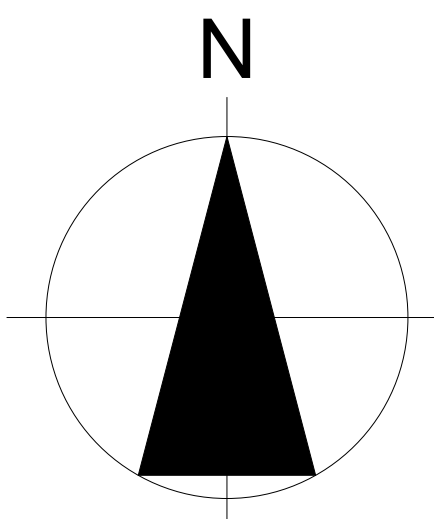
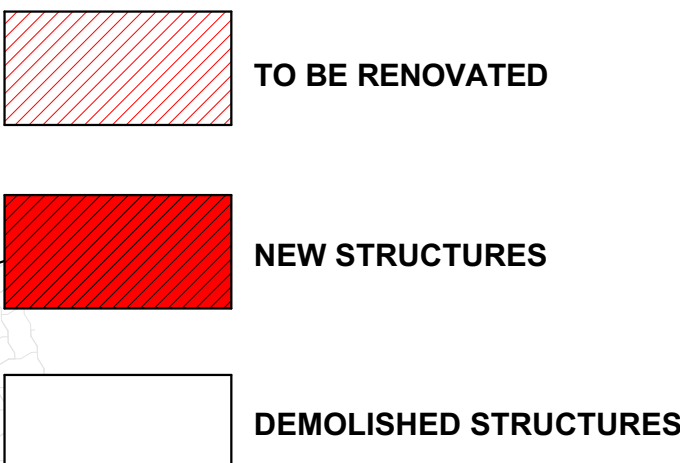
status: **ISSUED FOR TENDER**

Drawn	CB	Drg. No.
Checked by	TN	C-22004DWG-A001-04-C
Scale	AS SHOWN	Rev. No.
Date	DEC 2023	01
Project No.	P-22004-C/ARCH	

AREA SCHEDULE

NAME	AREA
BUILDING A	150m ²
BUILDING B	50m ²
<u>TOTAL AREAS</u>	<u>200m²</u>
SHADE TYPE A	330m ²
SHADE TYPE B	20m ²
<u>TOTAL AREAS</u>	<u>550m²</u>

KEY



SITE PLAN

SCALE AS SHOWN

SITE PLAN
SCALE 1:500

BLOW UP A
SCALE 1:250

