

	Engineering Scope of Works	Arnot
---	-----------------------------------	--------------

Title: **Renovation of Arnot Power Station** Document Identifier: **AEAP 0085**
Operating cabins & offices:

Cabin 1&2

cabin 3&4;

cabin 5&6

North Ash Plant cabin

South Ash Plant cabin

Coal plant cabins (North & South)

Outside plant foreman offices & boardroom

Operating change rooms & toilets - Males & Female (45 ft level, between boiler & FD fans)

Operating tearoom (45 ft level, Unit 4 turbine house)

Operating tearoom & change rooms & toilets (0 ft level)

Main Admin control room men's toilets 1,2&3

Ops men's toilets

Outside Plant Offices

Ops ladies toilets

Ops Support ladies toilet

Ops Manager's office

Ops Shift Manager's office

Procurement offices

Alternative Reference **25231660**
Number:

Area of Applicability: **Eskom**





Functional Area: **Civil Maintenance**

Revision: **1**

Total Pages: **44**

Next Review Date: **N/A**

Disclosure
Classification: **Controlled Disclosure**

Compiled by	Supported by	Functional Responsibility	Authorized by
			
M Nkgapele	L Ngakatau	M Mosebo	T Mokgatle
Aux Eng. - Civil	Aux Eng. – Snr Mechanical	Aux Eng. Manager	Engineering Manager
Date: 07/10/2021	Date: 07/10/2021	Date: 07.10.2021	Date: 07/10/2021

Content

	Page
1. Introduction.....	4
2. Supporting Clauses	4
2.1 Scope	4
2.1.1 Purpose.....	4
2.1.2 Applicability	4
2.2 Normative/Informative References	4
2.2.1 Normative.....	5
2.3 Abbreviations	5
2.4 Roles and Responsibilities	5
2.5 Process for Monitoring.....	6
3. Description of the work	6
3.1 An overview of the scope of <i>works</i> consists of the following activities:.....	6
3.2 Cabin 1&2	7
3.3 Cabin 3&4	8
3.4 Cabin 5&6	9
3.5 North ash plant cabin.....	11
3.6 South ash plant cabin	12
3.7 Coal plant cabins (North & South)	14
3.8 Outside plant foremen offices & boardroom.....	16
3.9 Station cleaning offices (45 ft level), change rooms & toilets (male & female)	17
3.10 Ops men's toilets 1&2 (45 ft level corridor)	19
3.11 Ops ladies toilets (45 ft level corridor opposite to males toilet 2).....	21
3.12 Operating change rooms & toilets (45 ft level) - Males.....	22
3.13 Operating change rooms & toilets (45 ft level) - Females	23
3.14 Ops Support ladies toilets.....	24
3.15 Ops Outside Plant foremen's toilets.....	25
3.16 Main Admin control room men's toilets 1,2&3.....	26
3.17 Operating tearoom, change rooms and male & female toilets (0 ft level)	26
3.18 Ops Support Services lashing tearoom	29
3.19 Station cleaning tearoom & offices	30
3.20 Ops Support Services commissioning offices	31
3.21 Ops commissioning manager's office	32
3.22 Ops Support Services offices	33
3.23 Ops Manager's office.....	34
3.24 Ops Shift Manager's office	35
3.25 Ops Clerk's office & Ops Manager's Secretary	36
3.26 Ops Oil stores office	36
3.27 Ops Vector storeroom & toilets.....	37
3.28 Procurement offices	38

CONTROLLED DISCLOSURE

When downloaded from the document management system, this document is uncontrolled and the responsibility rests with the user to ensure it is in line with the authorized version on the system.

No part of this document may be reproduced without the expressed consent of the copyright holder, Eskom Holdings SOC Ltd, Reg No 2002/015527/30.

4. Quality control plan	40
5. Safety	40
6. Environment	40
7. Specifications	41
8. Drawings	43
9. Acceptance.....	44
10. Revisions	44
11. Acknowledgements	44

CONTROLLED DISCLOSURE

When downloaded from the document management system, this document is uncontrolled and the responsibility rests with the user to ensure it is in line with the authorized version on the system.

No part of this document may be reproduced without the expressed consent of the copyright holder, Eskom Holdings SOC Ltd, Reg No 2002/015527/30.

1. Introduction

Arnot Power Station requires the renovation of the following cabins at Operating department; cabin 1&2; cabin 3&4; cabin 5&6; North Ash Plant cabin; South Ash Plant cabin; Ops men's toilets; Outside Plant Offices; Ops ladies toilets; Ops Outside Plant foremen's toilets, Ops tearoom, Main control room men's toilets 1,2&3, Ops change rooms & toilets (male & female), Ops Support Services lashing tearoom, Ops Support Services Commissioning offices, Ops Support Services offices, Ops support ladies toilet, Ops Manager's office, Ops Shift manager's office' Ops Clerk's office, Ops Vector Storeroom & toilets. The scope also covers the installation of new ladies toilet, construction of a veranda and erection of a new carport at Ops support offices.

The objective of the works is to enable Arnot Power Station to use these facilities safely after the completion of works and to allow comfort using these premises.

2. Supporting Clauses

2.1 Scope

2.1.1 Purpose

The Employer's objective for the *works* is to enable Arnot Power Station to use these facilities safely after the completion of works and to allow comfort using these premises.

2.1.2 Applicability

This document is applicable to the following departments at Arnot Power Station:

- Auxiliary Engineering
- Operating department
- Civil Maintenance
- Safety department
- Environmental department

2.2 Normative/Informative References

Parties using this document shall apply the most recent edition of the documents listed in the following paragraphs and the below standards:

- SANS 1200 – General Specifications for Civil Engineers
- SANS 1200 A (1986): General
- SANS 1200 AA (1986): Small works
- SANS 1200 D (1986): Earthworks

CONTROLLED DISCLOSURE

When downloaded from the document management system, this document is uncontrolled and the responsibility rests with the user to ensure it is in line with the authorized version on the system.

No part of this document may be reproduced without the expressed consent of the copyright holder, Eskom Holdings SOC Ltd, Reg No 2002/015527/30.

- SANS 1200 G (1982): Concrete (structural)
- SANS 1200 GB (1984): Concrete (general buildings)
- SANS 1200 H (1990): Structural steelwork
- All construction methods and materials used are to be in accordance with the requirements of SANS 10400 and SANS 1200 and all other applicable codes of practice available.

2.2.1 Normative

[1] ISO 9001 Quality Management Systems

2.3 Abbreviations

Abbreviation	Explanation
Ops	Operating department
QCP	Quality Control Plan

2.4 Roles and Responsibilities

- Civil Engineering is responsible for preparation of the scope of works, quality control and technical support during execution of the works.
- Operating will be responsible for the contract management during execution of the works.
- All dimensions and levels to be checked on site by the *Contractor* and correlated with applicable drawings and details before construction or any fabrication of any listed fixtures commences and any discrepancies are to be reported immediately to the Engineer.
- It is the *Contractor's* responsibility to ensure that he understands and complies with all relevant engineering drawings and specifications and is adequately experienced to undertake all aspects of the work safely.
- Toilet concrete slab, toilet roofing, ceiling, handrails, plumbing etc., shall be executed by qualified artisans from the *Contractor*.
- All products specified for use by the *Contractor* are to be used strictly according to manufacturer's instructions and specifications at all times.
- The *Contractor* is at all times to be fully responsible for quality control on site ensuring strict compliance with all works, details and specifications issued for construction by the professional team.

CONTROLLED DISCLOSURE

When downloaded from the document management system, this document is uncontrolled and the responsibility rests with the user to ensure it is in line with the authorized version on the system.

No part of this document may be reproduced without the expressed consent of the copyright holder, Eskom Holdings SOC Ltd, Reg No 2002/015527/30.

2.5 Process for Monitoring

It is expected that where applicable, QCPs and Method Statements will be developed and followed by the *Contractor* to ensure quality of the works.

3. Description of the work

Complete renovation of Arnot Power Station Operating cabins and offices as listed in Section 1 and installation of new ablution facilities and parking carport at Ops Support services. It will be the responsibility of the *Contractor* to take measurements and quantities of all the *works* areas to be renovated and verified by the Employer before execution of the *works*.

3.1 An overview of the scope of *works* consists of the following activities:

- Removal of old damaged tiles and cleaning of the cabin areas as per Section 3.3 to 3.28: Cabin 1&2; Cabin 3&4; Cabin 5&6; Station cleaning tearoom & offices (45ft level); Operating change rooms & male toilets (45 ft level, behind boiler 4), Station cleaning tearoom & offices, Operating change rooms & toilets - Female (45 ft level); North Ash Plant; South Ash Plant; Ops men's toilets; Outside Plant Offices & toilet; Ops ladies toilets; Ops Support ladies toilet; Ops tearoom; main control room men's toilets; main control room ladies toilets and Ops Vector Storeroom and toilets.
- Deep cleaning by making use of chemical detergents of the tiled floor areas. The *Contractor* makes use of domestic pressure machine apparatus including the applicable detergents. The pressure range of the cleaning apparatus used is between 10-16 MPa for domestic applications. After cleaning, these surfaces will have a uniform appearance free from streaks, smudges and dust. The entire area will be thoroughly cleaned to remove dust, soil, ash and other surface debris. All areas under chairs, trash receptacles, desks, and other furnishings, which are accessible, will be cleaned as well. After cleaning, surfaces, including corners, abutments, and places accessible to the cleaning equipment will be free of all visible dirt, streaks, litter and spots caused by spills.
- Supply and installation of ceramic tiles on the floor and walls inside the cabins.
- Removals of old carpets and clean the area at Ops Support Services lashing tearoom, Ops Commissioning offices and Ops Support Services Offices.
- Supply and installation of new carpets at Ops Support Services lashing tearoom, Ops Commissioning offices and Ops Support Services Offices 1&2.
- Removal of old vinyl flooring and clean the area at Ops Support Services lashing tearoom, Ops Support Services Commissioning and Ops Support Services office.
- Supply and installation of new inter-locking vinyl tiles at Ops Support Services lashing tearoom, Ops Support Services Commissioning kitchen, storage area, Ops support offices and Ops Support Services office kitchens.
- Removal of old ceiling and lights leaving the area clean at cabin 1&2; cabin 3&4; cabin 5&6; Ash Plant North; Ash Plant South; Ops men's toilets; Outside Plant Offices and Ops tearoom. Supply and install of new ceiling and fluorescent lights and complete fittings at cabin 1&2; cabin 3&4; cabin 5&6; Ash Plant North; Ash Plant South; 3 Ops tearoom 45 ft level, Ops change room 45 ft level & Ops tearoom offices 45 ft level.

CONTROLLED DISCLOSURE

When downloaded from the document management system, this document is uncontrolled and the responsibility rests with the user to ensure it is in line with the authorized version on the system.

No part of this document may be reproduced without the expressed consent of the copyright holder, Eskom Holdings SOC Ltd, Reg No 2002/015527/30.

- Supply and installation of new lockable kitchen built-in cupboards (wall mounted). The dimensions of each cupboard will be as per the cabin area. The countertop finish to consist of with Granite/quartz Rusternburg colour with double under-mount sink at each cabin area.
- Painting of the toilet roofs and removal and replacement of gutters and fascia boards.
- Replacement of the existing wall mounted fully automatic 10L hydro-boilers.
- Removal of old blinds and curtains leaving the area clean and installation of custom Venetian aluminium blinds on the cabin windows. The *Contractor* should verify the dimensions for the windows before fabrication to customize the blinds to be fitted.
- Performing plumbing repairs and fixing of all the leaking water pipes and make good affected areas. All the repair works and installation of new sanitary components shall include new piping, fittings and all necessary ancillary items.

The detailed scope of works includes the following as per the cabin/office areas:

3.2 Cabin 1&2

- 3.3.1. Removal of the existing damaged floor tiles and make good the area.
- 3.3.2. Supply and install ceramic floor tiles
 - 3.3.2.1. Light grey in colour, 330 mm x 330 mm
- 3.3.3. Deep cleaning of the entire floor area.
- 3.3.4. Painting of the ceiling and make good the area.
 - 3.3.4.1.1. Painted with Acrylic PVA white paint
 - 3.3.4.1.2. Install standard Polystyrene cornices on the ceiling edge perimeter.
 - 3.3.4.1.2.1. Upper Edge Z60 Polystyrene Cornice
- 3.3.5. Supply and install new fluorescent lights (2x off)
 - 3.3.5.1. Install 49W (T5) Fluorescent lights with IP65 casing (2x off)
- 3.3.6. All interior walls shall be painted
 - 3.3.6.1. Grecian white paint colour
- 3.3.7. Removal or safe demolishing of existing dividing brick wall in the cabin and make good area (repair, re-plaster and paint the affected areas)
- 3.3.8. Removal of existing deteriorated desk and make good affected areas
- 3.3.9. Removal of the old doors & then supply, install and varnish paint new solid wood fireproof doors with stainless steel handles (2x off)
- 3.3.10. Perform plumbing repairs and fix all the leaking water pipes and make good affected areas. All the repair works and installation of new sanitary components shall include new piping, fittings and all necessary ancillary items
- 3.3.11. Supply and installation the following fixtures and equipment:

CONTROLLED DISCLOSURE

When downloaded from the document management system, this document is uncontrolled and the responsibility rests with the user to ensure it is in line with the authorized version on the system.

No part of this document may be reproduced without the expressed consent of the copyright holder, Eskom Holdings SOC Ltd, Reg No 2002/015527/30.

- 3.3.11.1. Perimeter desk mounted to the wall for desktop computers
 - 3.3.11.1.1. Top finish to be gloss
 - 3.3.11.1.2. 3 drawers units lockable (with 4 set drawers)
 - 3.3.11.1.3. Length: 8 m
- 3.3.11.2. Standard built-in centre table with gloss top finish.
 - 3.3.11.2.1. Dimensions: 2 m x 1,2 m width
- 3.3.11.3. Lockable built-in kitchen cupboards
 - 3.3.11.3.1. Size (mm): 450 x 450 built-in lockable cupboards
 - 3.3.11.3.2. Dimensions of cupboard: 2 m length
 - 3.3.11.3.3. Granite (Quartz) to be Rustenburg colour countertop finish
 - 3.3.11.3.4. New under-mount double sink with a chrome tap pillars sink mixer
- 3.3.11.4. Interior window blinds (3x off)
 - 3.3.11.4.1. Venetian Aluminium blinds
 - 3.3.11.4.2. Windows opening size:
 - 3.3.11.4.2.1. 1,5 m x 1,1 m height
 - 3.3.11.4.2.2. (2,5 m x 1,2 m height) x2 off
- 3.3.11.5. Air-conditioning unit
 - 3.3.11.5.1. 9000 BTU Wall mounted air conditioning split unit
- 3.3.11.6. Replacement of the existing wall mounted fully automatic 10L hydro-boiler (1x off)
 - 3.3.11.6.1. Mounted above built-in kitchen cupboards.

3.3 Cabin 3&4

- 3.4.1. Removal of the existing damaged floor tiles and make good the area.
- 3.4.2. Supply and install ceramic floor tiles
 - 3.4.2.1. Light grey in colour, 330 mm x 330 mm
- 3.4.3. Deep cleaning of the entire floor area.
- 3.4.4. Painting of the ceiling and make good the area.
 - 3.4.4.1.1. Painted with Acrylic PVA white paint
 - 3.4.4.1.2. Install standard Polystyrene cornices on the ceiling edge perimeter.
 - 3.4.4.1.2.1. Upper Edge Z60 Polystyrene Cornice
- 3.4.5. Supply and install new fluorescent lights (2x off)
 - 3.4.5.1. Install 49W (T5) Fluorescent lights with IP65 casing (2x off)
- 3.4.6. All interior walls shall be painted

CONTROLLED DISCLOSURE

When downloaded from the document management system, this document is uncontrolled and the responsibility rests with the user to ensure it is in line with the authorized version on the system.

No part of this document may be reproduced without the expressed consent of the copyright holder, Eskom Holdings SOC Ltd, Reg No 2002/015527/30.

- 3.4.6.1. Grecian white paint colour
- 3.4.7. Removal or safe demolishing of existing dividing brick wall in the cabin and make good area (repair, re-plaster and paint the affected areas)
- 3.4.8. Removal of existing deteriorated desk and make good affected areas
- 3.4.9. Removal of the old doors & then supply, install and varnish paint new solid wood fireproof doors with stainless steel handles (2x off)
- 3.4.10. Perform plumbing repairs and fix all the leaking water pipes and make good affected areas. All the repair works and installation of new sanitary components shall include new piping, fittings and all necessary ancillary items
- 3.4.11. Supply and installation the following fixtures and equipment:
 - 3.4.11.1. Perimeter desk mounted to the wall for desktop computers
 - 3.4.11.1.1. Top finish to be gloss
 - 3.4.11.1.2. 3 drawers units lockable (with 4 set drawers)
 - 3.4.11.1.3. Length: 8 m
 - 3.4.11.2. Standard built-in centre table with gloss top finish.
 - 3.4.11.2.1. Dimensions: 2 m x 1,2 m width
 - 3.4.11.3. Lockable built-in kitchen cupboards
 - 3.4.11.3.1. Size (mm): 450 x 450 built-in lockable cupboards
 - 3.4.11.3.2. Dimensions of cupboard: 2 m length
 - 3.4.11.3.3. Granite (Quartz) to be Rustenburg colour countertop finish
 - 3.4.11.3.4. New under-mount double sink with a chrome tap pillars sink mixer
 - 3.4.11.4. Interior window blinds (3x off)
 - 3.4.11.4.1. Venetian Aluminium blinds
 - 3.4.11.4.2. Windows opening size:
 - 3.4.11.4.2.1. 1,5 m x 1,1 m height
 - 3.4.11.4.2.2. (2,5 m x 1,2 m height) x2 off
 - 3.4.11.5. Air-conditioning unit
 - 3.4.11.5.1. 9000 BTU Wall mounted air conditioning split unit
 - 3.4.11.6. Replacement of the existing wall mounted fully automatic 10L hydro-boiler (1x off)
 - 3.4.11.6.1. Mounted above built-in kitchen cupboards.

3.4 Cabin 5&6

- 3.5.1. Removal of the existing damaged floor tiles and make good the area.
- 3.5.2. Supply and install ceramic floor tiles
 - 3.5.2.1. Light grey in colour, 330 mm x 330 mm

CONTROLLED DISCLOSURE

When downloaded from the document management system, this document is uncontrolled and the responsibility rests with the user to ensure it is in line with the authorized version on the system.

No part of this document may be reproduced without the expressed consent of the copyright holder, Eskom Holdings SOC Ltd, Reg No 2002/015527/30.

- 3.5.3. Deep cleaning of the entire floor area.
- 3.5.4. Painting of the ceiling and make good the area.
 - 3.5.4.1.1. Painted with Acrylic PVA white paint
 - 3.5.4.1.2. Install standard Polystyrene cornices on the ceiling edge perimeter.
 - 3.5.4.1.2.1. Upper Edge Z60 Polystyrene Cornice
- 3.5.5. Supply and install new fluorescent lights (2x off)
 - 3.5.5.1. Install 49W (T5) Fluorescent lights with IP65 casing (2x off)
- 3.5.6. All interior walls shall be painted
 - 3.5.6.1. Grecian white paint colour
- 3.5.7. Removal or safe demolishing of existing dividing brick wall in the cabin and make good area (repair, re-plaster and paint the affected areas)
- 3.5.8. Removal of existing deteriorated desk and make good affected areas
- 3.5.9. Removal of the old doors & then supply, install and varnish paint new solid wood fireproof doors with stainless steel handles (2x off)
- 3.5.10. Perform plumbing repairs and fix all the leaking water pipes and make good affected areas. All the repair works and installation of new sanitary components shall include new piping, fittings and all necessary ancillary items
- 3.5.11. Supply and installation the following fixtures and equipment:
 - 3.5.11.1. Perimeter desk mounted to the wall for desktop computers
 - 3.5.11.1.1. Top finish to be gloss
 - 3.5.11.1.2. 3 drawers units lockable (with 4 set drawers)
 - 3.5.11.1.3. Length: 8 m
 - 3.5.11.2. Standard built-in centre table with gloss top finish.
 - 3.5.11.2.1. Dimensions: 2 m x 1,2 m width
 - 3.5.11.3. Lockable built-in kitchen cupboards
 - 3.5.11.3.1. Size (mm): 450 x 450 built-in lockable cupboards
 - 3.5.11.3.2. Dimensions of cupboard: 2 m length
 - 3.5.11.3.3. Granite (Quartz) to be Rustenburg colour countertop finish
 - 3.5.11.3.4. New under-mount double sink with a chrome tap pillars sink mixer
 - 3.5.11.4. Interior window blinds (3x off)
 - 3.5.11.4.1. Venetian Aluminium blinds
 - 3.5.11.4.2. Windows opening size:
 - 3.5.11.4.2.1. 1,5 m x 1,1 m height
 - 3.5.11.4.2.2. (2,5 m x 1,2 m height) x2 off
 - 3.5.11.5. Air-conditioning unit

CONTROLLED DISCLOSURE

When downloaded from the document management system, this document is uncontrolled and the responsibility rests with the user to ensure it is in line with the authorized version on the system.

No part of this document may be reproduced without the expressed consent of the copyright holder, Eskom Holdings SOC Ltd, Reg No 2002/015527/30.

3.5.11.5.1. 9000 BTU Wall mounted air conditioning split unit

3.5.11.6. Replacement of the existing wall mounted fully automatic 10L hydro-boiler (1x off)

3.5.11.6.1. Mounted above built-in kitchen cupboards

3.5 North ash plant cabin

3.6.1. Removal of the existing damaged floor tiles and make good the area.

3.6.2. Supply and install ceramic floor tiles

3.6.2.1. Light grey in colour, 330 mm x 330 mm

3.6.3. Deep cleaning of the entire floor area.

3.6.4. Painting of the ceiling and make good the area.

3.6.4.1.1. Painted with Acrylic PVA white paint

3.6.4.1.2. Install standard Polystyrene cornices on the ceiling edge perimeter.

3.6.4.1.2.1. Upper Edge Z60 Polystyrene Cornice

3.6.5. Supply and install new fluorescent lights (2x off)

3.6.5.1. Install 49W (T5) Fluorescent lights with IP65 casing (2x off)

3.6.6. All interior walls shall be painted

3.6.6.1. Grecian white paint colour

3.6.7. Removal or safe demolishing of existing dividing brick wall in the cabin and make good area (repair, re-plaster and paint the affected areas)

3.6.8. Removal of existing deteriorated desk make good affected areas

3.6.9. Removal of the old doors & then supply, install and varnish paint new solid wood fireproof doors with stainless steel handles (2x off)

3.6.10. Perform plumbing repairs and fix all the leaking water pipes and make good affected areas. All the repair works and installation of new sanitary components shall include new piping, fittings and all necessary ancillary items.

3.6.11. Supply and installation the following fixtures and equipment:

3.6.11.1. Perimeter desk mounted to the wall for desktop computers

3.6.11.1.1. Top finish to be gloss

3.6.11.1.2. 3 drawers units (5 columns)

3.6.11.1.3. Length: 8 m

3.6.11.2. Standard built-in centre table with gloss top finish.

3.6.11.2.1. Dimensions: 2 m x 1,2 m width

3.6.11.3. Lockable built-in kitchen cupboards

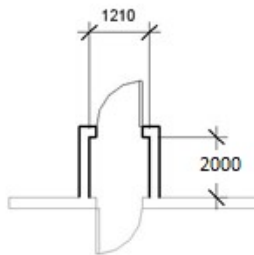
3.6.11.3.1. Size (mm): 450 x 450 built-in lockable cupboards

CONTROLLED DISCLOSURE

When downloaded from the document management system, this document is uncontrolled and the responsibility rests with the user to ensure it is in line with the authorized version on the system.

No part of this document may be reproduced without the expressed consent of the copyright holder, Eskom Holdings SOC Ltd, Reg No 2002/015527/30.

- 3.6.11.3.2. Dimensions of cupboard: 3 m
- 3.6.11.3.3. Granite (Quartz) to be Rustenburg colour countertop finish
- 3.6.11.3.4. New under-mount double sink with a chrome tap pillars sink mixers.
- 3.6.11.4. Interior window blinds (3x off)
 - 3.6.11.4.1. Venetian Aluminium blinds
 - 3.6.11.4.2. Window opening size: 2 m x 1,8m height
- 3.6.11.5. Air-conditioning unit
 - 3.6.11.5.1. 9000 BTU Wall mounted air conditioning split unit complete
- 3.6.11.6. Replacement of the existing wall mounted fully automatic 10L hydro-boiler (1x off)
- 3.6.12. Noise barrier and sound proofing of the North Ash Plant cabin
 - 3.6.12.1. Closure of the existing door entrance with brickwork and make good area (repair, re-plaster and paint the affected areas)
 - 3.6.12.2. Removal of the existing window and opening of a new entrance door (Southern side of the cabin) & extension of the entrance by 2 m long (Sketch 3.6.11.4.2), including roofing, plastering and painting of the walls.
 - 3.6.12.3. Grecian white paint in colour
 - 3.6.12.4. Additional door installation
 - 3.6.12.4.1. Varnish paint new solid wood fireproof doors with stainless steel handles.



3.6.12.4.2.

Installation sketch

3.6 South ash plant cabin

- 3.7.1. Removal of the existing damaged floor tiles and make good the area.
- 3.7.2. Supply and install ceramic floor tiles
 - 3.7.2.1. Light grey in colour, 330 mm x 330 mm
- 3.7.3. Deep cleaning of the entire floor area.
- 3.7.4. Painting of the ceiling and make good the area.

CONTROLLED DISCLOSURE

When downloaded from the document management system, this document is uncontrolled and the responsibility rests with the user to ensure it is in line with the authorized version on the system.

No part of this document may be reproduced without the expressed consent of the copyright holder, Eskom Holdings SOC Ltd, Reg No 2002/015527/30.

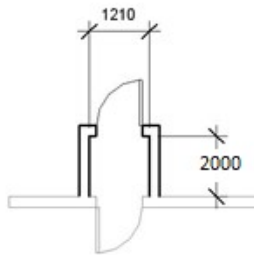
- 3.7.4.1.1. Painted with Acrylic PVA white paint
- 3.7.4.1.2. Install standard Polystyrene cornices on the ceiling edge perimeter.
 - 3.7.4.1.2.1. Upper Edge Z60 Polystyrene Cornice
- 3.7.5. Supply and install new fluorescent lights (2x off)
 - 3.7.5.1. Install 49W (T5) Fluorescent lights with IP65 casing (2x off)
- 3.7.6. All interior walls shall be painted
 - 3.7.6.1. Grecian white paint colour
- 3.7.7. Removal of existing deteriorated desk make good affected areas
- 3.7.8. Removal of the old doors & then supply, install and varnish paint new solid wood fireproof doors with stainless steel handles (2x off)
- 3.7.9. Perform plumbing repairs and fix all the leaking water pipes and make good affected areas. All the repair works and installation of new sanitary components shall include new piping, fittings and all necessary ancillary items.
- 3.7.10. Supply and installation the following fixtures and equipment:
 - 3.7.10.1. Perimeter desk mounted to the wall for desktop computers
 - 3.7.10.1.1. Top finish to be gloss
 - 3.7.10.1.2. 3 drawers units (5 columns)
 - 3.7.10.1.3. Length: 8 m
 - 3.7.10.2. Standard built-in centre table with gloss top finish.
 - 3.7.10.2.1. Dimensions: 2 m x 1,2 m width
 - 3.7.10.3. Lockable built-in kitchen cupboards
 - 3.7.10.3.1. Size (mm): 450 x 450 built-in lockable cupboards
 - 3.7.10.3.2. Dimensions of cupboard: 2 m
 - 3.7.10.3.3. Granite (quartz) to be Rustenburg colour countertop finish
 - 3.7.10.3.4. New under-mount double sink with a chrome tap pillars sink mixers.
 - 3.7.10.4. Interior window blinds (3x off)
 - 3.7.10.4.1. Venetian Aluminium blinds
 - 3.7.10.4.2. Window opening size: 2 m x 1,8m height
 - 3.7.10.5. Air-conditioning unit
 - 3.7.10.5.1. 9000 BTU Wall mounted air conditioning split unit complete
 - 3.7.10.6. Replacement of the existing wall mounted fully automatic 10L hydro-boiler (1x off)
- 3.7.11. Noise barrier and sound proofing of the North Ash Plant cabin

CONTROLLED DISCLOSURE

When downloaded from the document management system, this document is uncontrolled and the responsibility rests with the user to ensure it is in line with the authorized version on the system.

No part of this document may be reproduced without the expressed consent of the copyright holder, Eskom Holdings SOC Ltd, Reg No 2002/015527/30.

- 3.7.11.1. Closure of the existing door entrance with brickwork and make good area (repair, re-plaster and paint the affected areas)
- 3.7.11.2. Removal of the existing window and opening of a new entrance door (Southern side of the cabin) & extension of the entrance by 2 m long (Sketch 3.7.10.4.2), including roofing, plastering and painting of the walls.
- 3.7.11.3. Grecian white paint in colour
- 3.7.11.4. Additional door installation
 - 3.7.11.4.1. Varnish paint new solid wood fireproof doors with stainless steel handles.



3.7.11.4.2.

Installation sketch

3.7 Coal plant cabins (North & South)

- 3.8.1. Removal of the existing damaged floor tiles and make good the areas.
- 3.8.2. Supply and install ceramic floor tiles
 - 3.8.2.1. Light grey in colour, 330 mm x 330 mm
- 3.8.3. Deep cleaning of the entire floor areas.
- 3.8.4. Painting of the ceiling and make good the area.
 - 3.8.4.1.1. Painted with Acrylic PVA white paint
 - 3.8.4.1.2. Install standard Polystyrene cornices on the ceiling edge perimeter.
 - 3.8.4.1.2.1. Upper Edge Z60 Polystyrene Cornice
- 3.8.5. Supply and install new fluorescent lights (8x off)
 - 3.8.5.1. Install 49W (T5) Fluorescent lights with IP65 casing (8x off)
- 3.8.6. All interior walls shall be painted
 - 3.8.6.1. Grecian white paint colour
- 3.8.7. Removal of existing deteriorated desk make good affected areas
- 3.8.8. Removal of the old doors & then supply, install and varnish paint new solid wood fireproof doors with stainless steel handles (8x off)

CONTROLLED DISCLOSURE

When downloaded from the document management system, this document is uncontrolled and the responsibility rests with the user to ensure it is in line with the authorized version on the system.

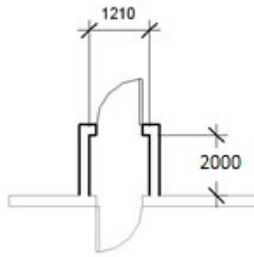
No part of this document may be reproduced without the expressed consent of the copyright holder, Eskom Holdings SOC Ltd, Reg No 2002/015527/30.

- 3.8.9. Perform plumbing repairs and fix all the leaking water pipes and make good affected areas. All the repair works and installation of new sanitary components shall include new piping, fittings and all necessary ancillary items.
- 3.8.10. Supply and installation the following fixtures and equipment (x2 off):
 - 3.8.10.1. Perimeter desk mounted to the wall for desktop computers
 - 3.8.10.1.1. Top finish to be gloss
 - 3.8.10.1.2. 3 drawers units (5 columns)
 - 3.8.10.1.3. Length: 8 m
 - 3.8.10.2. Standard built-in centre table with gloss top finish (2x off)
 - 3.8.10.2.1. Dimensions: 2 m x 1,2 m width
 - 3.8.10.3. Lockable built-in kitchen cupboards (2x off)
 - 3.8.10.3.1. Size (mm): 450 x 450 built-in lockable cupboards
 - 3.8.10.3.2. Dimensions of cupboard: 2 m
 - 3.8.10.3.3. Granite (quartz) to be Rustenburg colour countertop finish
 - 3.8.10.3.4. New under-mount double sink with a chrome tap pillars sink mixers.
 - 3.8.10.4. Interior window blinds (6x off)
 - 3.8.10.4.1. Venetian Aluminium blinds
 - 3.8.10.4.2. Window opening size: 2 m x 1,8m height
 - 3.8.10.5. Air-conditioning units (2x off)
 - 3.8.10.5.1. 9000 BTU Wall mounted air conditioning split unit complete
 - 3.8.10.6. Replacement of the existing wall mounted fully automatic 10L hydro-boiler (2x off)
- 3.8.11. Noise barrier and sound proofing of the Coal plant cabins (x2 off)
 - 3.8.11.1. Closure of the existing door entrance with brickwork and make good area (repair, re-plaster and paint the affected areas)
 - 3.8.11.2. Removal of the existing window and opening of a new entrance door (Southern side of the cabin) & extension of the entrance by 2 m long (Sketch 3.7.10.4.2), including roofing, plastering and painting of the walls.
 - 3.8.11.3. Grecian white paint in colour
 - 3.8.11.4. Additional door installation
 - 3.8.11.4.1. Varnish paint new solid wood fireproof doors with stainless steel handles.

CONTROLLED DISCLOSURE

When downloaded from the document management system, this document is uncontrolled and the responsibility rests with the user to ensure it is in line with the authorized version on the system.

No part of this document may be reproduced without the expressed consent of the copyright holder, Eskom Holdings SOC Ltd, Reg No 2002/015527/30.



3.8.11.4.2.

Installation sketch

3.8 Outside plant foremen offices & boardroom

- 3.9.1. Removal of the existing damaged floor tiles and make good the area by deep cleaning.
- 3.9.2. Supply and install ceramic floor tiles on the passage area
 - 3.9.2.1. Light grey in colour, 330mm x 330mm floor tiles matching existing Eskom standard tiles (GN- 553 Granito Charcoal or similar approved)
- 3.9.3. Painting of the existing ceiling and make good area.
 - 3.9.3.1.1. Painted with Acrylic PVA white paint
- 3.9.4. Supply and install new fluorescent lights (8x off)
 - 3.9.4.1. Install 49W (T5) Fluorescent lights with IP65 casing (2x off)
- 3.9.5. Removal of the existing vinyl coating and all interior walls should be painted
 - 3.9.5.1. Grecian white paint colour
- 3.9.6. Removal of existing deteriorated desk make good affected areas
- 3.9.7. Perform plumbing repairs and fix all the leaking water pipes and make good affected areas. All the repair works and installation of new sanitary components shall include new piping, fittings and all necessary ancillary items.
- 3.9.8. Supply and installation the following fixtures and equipment:
 - 3.9.8.1. Perimeter desk mounted to the wall for desktop computers
 - 3.9.8.1.1. Top finish to be gloss
 - 3.9.8.1.2. 3 drawers units (5 columns)
 - 3.9.8.1.3. Length: 8 m
 - 3.9.8.2. Lockable built-in kitchen cupboards
 - 3.9.8.2.1. Size (mm): 450 x 450 built-in lockable cupboards
 - 3.9.8.2.2. Dimensions of cupboard: 5 m
 - 3.9.8.2.3. Granite (quartz) to be Rustenburg colour countertop finish

CONTROLLED DISCLOSURE

When downloaded from the document management system, this document is uncontrolled and the responsibility rests with the user to ensure it is in line with the authorized version on the system.

No part of this document may be reproduced without the expressed consent of the copyright holder, Eskom Holdings SOC Ltd, Reg No 2002/015527/30.

- 3.9.8.2.4. New UNDER-MOUNT double sink with a chrome tap pillars sink mixers.
- 3.9.8.3. Air-conditioning unit (3x off)
 - 3.9.8.3.1. 9000 BTU Wall mounted air conditioning split unit complete
- 3.9.8.4. Replacement of the existing wall mounted fully automatic 10L hydro-boiler (1x off)

3.9 Station cleaning offices (45 ft level), change rooms & toilets (male & female)

- 3.10.1. Removal of the existing damaged floor tiles and make good the area.
- 3.10.2. Supply and install ceramic floor tiles
 - 3.10.2.1. Light grey in colour, 330 mm x 330 mm
- 3.10.3. Deep cleaning of the entire floor area.
- 3.10.4. Painting of the ceiling and make good the area.
 - 3.10.4.1.1. Painted with Acrylic PVA white paint
 - 3.10.4.1.2. Install standard Polystyrene cornices on the ceiling edge perimeter.
 - 3.10.4.1.2.1. Upper Edge Z60 Polystyrene Cornice
- 3.10.5. Supply and install new fluorescent lights (2x off)
 - 3.10.5.1. Install 49W (T5) Fluorescent lights with IP65 casing (2x off)
- 3.10.6. All interior walls shall be painted
 - 3.10.6.1. Grecian white paint colour
- 3.10.7. Removal of existing deteriorated desk make good affected areas
- 3.10.8. Removal of the old doors & then supply, install and varnish paint new solid wood fireproof doors with stainless steel handles for offices (4x off)
- 3.10.9. Removal of the old doors & then supply, install and varnish paint new double swing solid wood fireproof doors with stainless steel handles at the main entrance (1x off)
- 3.10.10. Perform plumbing repairs and fix all the leaking water pipes and make good affected areas. All the repair works and installation of new sanitary components shall include new piping, fittings and all necessary ancillary items.
- 3.10.11. Supply and installation the following fixtures and equipment:
 - 3.10.11.1. Lockable built-in kitchen cupboards
 - 3.10.11.1.1. Size (mm): 450 x 450 built-in lockable cupboards
 - 3.10.11.1.2. Dimensions of cupboard: 3 m
 - 3.10.11.1.3. Granite (quartz) to be Rustenburg colour countertop finish
 - 3.10.11.1.4. New UNDER-MOUNT double sink with a chrome tap pillars sink mixers.

CONTROLLED DISCLOSURE

When downloaded from the document management system, this document is uncontrolled and the responsibility rests with the user to ensure it is in line with the authorized version on the system.

No part of this document may be reproduced without the expressed consent of the copyright holder, Eskom Holdings SOC Ltd, Reg No 2002/015527/30.

- 3.10.11.2. Interior window blinds (12x off)
 - 3.10.11.2.1. Venetian Aluminium blinds
 - 3.10.11.2.2. Window opening size: 1,8m x 1,1m height
 - 3.10.11.2.3. Air-conditioning units (x6 off)
 - 3.10.11.2.4. 9000 BTU Wall mounted air conditioning split unit complete
- 3.10.11.3. Replacement of the existing wall mounted fully automatic 10L hydro-boiler (1x off)
- 3.10.12. Supply and install the following sanitary fixtures and repairs in the female toilets:
 - 3.10.12.1. New (x 4 off) wash basins with taps
 - 3.10.12.1.1. Isca Sanpride style basin mixer large or similar approved type
 - 3.10.12.1.2. Taps: One set "Cobra Star Undertile" stop tap Chrome
 - 3.10.12.2. Toilet pots (x 4 off)
 - 3.10.12.2.1. Ceramic material: Shortland/cistern compact box suite with Dual top-flush toilet system and toilet seat
 - 3.10.12.2.2. White in colour
 - 3.10.12.3. Shower closets (x 4 off)
 - 3.10.12.3.1. Shower head: "Cobra Vandal-resistant KP2.6" chrome plated Overhead Shower head or similar approved
 - 3.10.12.3.2. Traps: "Cobra 373" Rough Brass Shower "P" Trap with shallow seal and chrome plated grating.
 - 3.10.12.3.3. Supply and install a door and a frame (painted)
- 3.10.13. Removal of all the existing old floor & wall tiles and make good
- 3.10.14. Supply and install ceramic floor & wall tiles
 - 3.10.14.1. Floor: "Nacros tiles" (ex Johnson tiles) 330 x 330 mm class IV "Napoli NL 619 Light Grey" ceramic floor tiles with "Tal" with professional adhesive.
 - 3.10.14.2. Wall: 330mm x 330mm floor tiles
- 3.10.15. Make good the existing ceiling and cornices
 - 3.10.15.1. Painting with white (latex) paint
 - 3.10.15.2. Install 49W (T5) Fluorescent lights with IP65 casing (x3 off)
- 3.10.16. Supply and install the following sanitary fixtures and repairs in the male toilets:
 - 3.10.16.1. New (x 4 off) wash basins with taps
 - 3.10.16.1.1. Isca Sanpride style basin mixer large or similar approved type
 - 3.10.16.1.2. Taps: One set "Cobra Star Undertile" stop tap Chrome
 - 3.10.16.2. Toilet pots (x 4 off)

CONTROLLED DISCLOSURE

When downloaded from the document management system, this document is uncontrolled and the responsibility rests with the user to ensure it is in line with the authorized version on the system.

No part of this document may be reproduced without the expressed consent of the copyright holder, Eskom Holdings SOC Ltd, Reg No 2002/015527/30.

- 3.10.16.2.1. Ceramic material: Shortland/cistern compact box suite with Dual top-flush toilet system and toilet seat
- 3.10.16.2.2. White in colour
- 3.10.16.3. Shower closets (x 4 off)
 - 3.10.16.3.1. Shower head: "Cobra Vandal-resistant KP2.6" chrome plated Overhead Shower head or similar approved
 - 3.10.16.3.2. Traps: "Cobra 373" Rough Brass Shower "P" Trap with shallow seal and chrome plated grating.
 - 3.10.16.3.3. Supply and install a door and a frame (painted)
- 3.10.16.4. Medium urinals - White (x4 off)
 - 3.10.16.4.1. Wall mounted to lip with a flushmaster and flush pipe
- 3.10.17. Removal of all the existing old floor & wall tiles and make good
- 3.10.18. Supply and install ceramic floor & wall tiles
 - 3.10.18.1. Floor: "Nacros tiles" (ex Johnson tiles) 330 x 330 mm class IV "Napoli NL 619 Light Grey" ceramic floor tiles with "Tal" with professional adhesive.
 - 3.10.18.2. Wall: 330mm x 330mm floor tiles
- 3.10.19. Make good the existing ceiling and cornices
 - 3.10.19.1. Painting with white (latex) paint
 - 3.10.19.2. Install 49W (T5) Fluorescent lights with IP65 casing (x3 off)
- 3.10.20. Supply and install the following sanitary fixtures and repairs in the change rooms (male & female):
 - 3.10.20.1. Removal of all the existing old floor & wall tiles and make good
 - 3.10.20.2. Supply and install ceramic floor & wall tiles
 - 3.10.20.2.1. Floor: "Nacros tiles" (ex Johnson tiles) 330 x 330 mm class IV "Napoli NL 619 Light Grey" ceramic floor tiles with "Tal" with professional adhesive.
 - 3.10.20.2.2. Wall: 330mm x 330mm floor tiles
- 3.10.21. Make good the existing ceiling and cornices
 - 3.10.21.1. Painting with white (latex) paint
 - 3.10.21.2. Install 49W (T5) Fluorescent lights with IP65 casing (x4 off)

3.10 Ops men's toilets 1&2 (45 ft level corridor)

- 3.11.1. Removal of the existing damaged floor tiles and make good the area by deep cleaning.
- 3.11.2. Supply and install ceramic floor & wall tiles

CONTROLLED DISCLOSURE

When downloaded from the document management system, this document is uncontrolled and the responsibility rests with the user to ensure it is in line with the authorized version on the system.

No part of this document may be reproduced without the expressed consent of the copyright holder, Eskom Holdings SOC Ltd, Reg No 2002/015527/30.

- 3.11.2.1. Floor: "Nacros tiles" (ex Johnson tiles) 330 x 330 mm class IV "Napoli NL 619 Light Grey" ceramic floor tiles with "Tal" with professional adhesive.
- 3.11.2.2. Wall: 330mm x 330mm floor tiles
- 3.11.3. Removal of old ceiling and make good area
- 3.11.4. Supply and install new ceiling and fluorescent lights
 - 3.11.4.1. 9,0 mm Rhino ceiling boards screwed onto the existing 32mm x 32mm purlins with Fiba-tape over the joints
 - 3.11.4.2. Plastering of the complete ceiling with Rhinolite, painted with white (latex) paint
 - 3.11.4.3. Install Polystyrene cornices
 - 3.11.4.4. Install 49W (T5) Fluorescent lights with IP65 casing (x2 off)
- 3.11.5. Make good all interior walls areas
 - 3.11.5.1. Grecian white paint colour
- 3.11.6. Supply and install the following sanitary fixtures:
 - 3.11.6.1. New (x 3 off) wash basins with taps
 - 3.11.6.1.1. Isca Sanpride style basin mixer large or similar approved type
 - 3.11.6.1.2. Taps: One set "Cobra Star Undertile" stop tap Chrome
 - 3.11.6.2. Toilet pots (x 3 off)
 - 3.11.6.2.1. Ceramic material: Shortland/cistern compact box suite with Dual top-flush toilet system and toilet seat
 - 3.11.6.2.2. White in colour
 - 3.11.6.3. Shower closets in toilet 2 (x 1 off)
 - 3.11.6.3.1. Shower head: "Cobra Vandal-resistant KP2.6" chrome plated Overhead Shower head or similar approved
 - 3.11.6.3.2. Traps: "Cobra 373" Rough Brass Shower "P" Trap with shallow seal and chrome plated grating.
 - 3.11.6.4. Standard Chrome toilet roll holders (x 2 off) affixed to the wall
 - 3.11.6.5. Bathroom mirrors (x 2 off)
 - 3.11.6.6. Frameless rectangular mirrors (x 2 off)
 - 3.11.6.6.1. Size: 700 x 450 x 3mm
 - 3.11.6.7. Standard Chrome towel rails affixed close to the shower closets (x 2 off)
 - 3.11.6.8. Painting of roofs and removing and replacing of gutters and fascia boards

CONTROLLED DISCLOSURE

When downloaded from the document management system, this document is uncontrolled and the responsibility rests with the user to ensure it is in line with the authorized version on the system.

No part of this document may be reproduced without the expressed consent of the copyright holder, Eskom Holdings SOC Ltd, Reg No 2002/015527/30.

3.11 Ops ladies toilets (45 ft level corridor opposite to males toilet 2)

- 3.12.1. Removal of the existing damaged floor tiles and make good the area by deep cleaning.
- 3.12.2. Supply and install ceramic floor & wall tiles
 - 3.12.2.1. Floor: "Nacros tiles" (ex Johnson tiles) 330 x 330 mm class IV "Napoli NL 619 Light Grey" ceramic floor tiles with "Tal" with professional adhesive.
 - 3.12.2.2. Wall: 330mm x 330mm floor tiles
- 3.12.3. Removal of old ceiling & 2x lights and make good area
- 3.12.4. Supply and install new ceiling and 2x fluorescent lights
 - 3.12.4.1. 9,0mm Rhino ceiling boards screwed onto the existing 32mm x 32mm purlins with Fiba-tape over the joints
 - 3.12.4.2. Plastering of the complete ceiling with Rhinolite, painted with white (latex) paint
 - 3.12.4.3. Install Polystyrene cornices
 - 3.12.4.4. Install 49W (T5) Fluorescent lights with IP65 casing
- 3.12.5. Make good all interior walls areas without tiling
 - 3.12.5.1. Grecian white paint colour
- 3.12.6. Supply and install the following sanitary fixtures:
 - 3.12.6.1. New (x 2 off) wash basins with taps
 - 3.12.6.1.1. Isca Sanpride style basin mixer large or similar approved type
 - 3.12.6.1.2. Taps: One set "Cobra Star Undertile" stop tap Chrome
 - 3.12.6.2. Toilet pots (x 5 off)
 - 3.12.6.2.1. Ceramic material: Shortland/cistern compact box suite with Dual top-flush toilet system and toilet seat
 - 3.12.6.2.2. White in colour
 - 3.12.6.3. Shower closets
 - 3.12.6.3.1. Shower head: "Cobra Vandal-resistant KP2.6" chrome plated Overhead Shower head or similar approved
 - 3.12.6.3.2. Traps: "Cobra 373" Rough Brass Shower "P" Trap with shallow seal and chrome plated grating.
 - 3.12.6.4. Standard Chrome toilet roll holders (x 2 off) affixed to the wall
 - 3.12.6.5. Bathroom mirrors (x 2 off)
 - 3.12.6.6. Frameless rectangular mirrors (x 2 off)
 - 3.12.6.6.1. Size: 700 x 450 x 3mm
 - 3.12.6.7. Standard Chrome towel rails affixed close to the shower closets (x 2 off)

CONTROLLED DISCLOSURE

When downloaded from the document management system, this document is uncontrolled and the responsibility rests with the user to ensure it is in line with the authorized version on the system.

No part of this document may be reproduced without the expressed consent of the copyright holder, Eskom Holdings SOC Ltd, Reg No 2002/015527/30.

3.12 Operating change rooms & toilets (45 ft level) - Males

- 3.13.1. Removal of the existing damaged floor tiles and make good the area by deep cleaning.
- 3.13.2. Supply and install ceramic floor & wall tiles
 - 3.13.2.1. Floor: "Nacros tiles" (ex Johnson tiles) 330 x 330 mm class IV "Napoli NL 619 Light Grey" ceramic floor tiles with "Tal" with professional adhesive.
 - 3.13.2.2. Wall: 330mm x 330mm floor tiles
- 3.13.3. Painting of the existing ceiling & 2x lights and make good area
 - 3.13.3.1. Painted with white (latex) paint
 - 3.13.3.2. Install 49W (T5) Fluorescent lights with IP65 casing
- 3.13.4. Make good all interior walls areas without tiling
 - 3.13.4.1. Grecian white paint colour
- 3.13.5. Supply and install the following sanitary fixtures:
 - 3.13.5.1. New (x 4 off) wash basins with taps
 - 3.13.5.1.1. Isca Sanpride style basin mixer large or similar approved type
 - 3.13.5.1.2. Taps: One set "Cobra Star Undertile" stop tap Chrome
 - 3.13.5.2. Toilet pots (x 6 off)
 - 3.13.5.2.1. Ceramic material: Shortland/cistern compact box suite with Dual top-flush toilet system and toilet seat
 - 3.13.5.2.2. White in colour
 - 3.13.5.3. Shower closets (4x off)
 - 3.13.5.3.1. Shower head: "Cobra Vandal-resistant KP2.6" chrome plated Overhead Shower head or similar approved
 - 3.13.5.3.2. Traps: "Cobra 373" Rough Brass Shower "P" Trap with shallow seal and chrome plated grating.
 - 3.13.5.4. Medium urinals - White (x4 off)
 - 3.13.5.4.1. Wall mounted to lip with a flushmaster and flush pipe
 - 3.13.5.5. Standard Chrome toilet roll holders (x 4 off) affixed to the wall
 - 3.13.5.6. Bathroom mirrors (x 2 off)
 - 3.13.5.6.1. Frameless rectangular mirrors (x 2 off)
 - 3.13.5.6.2. Size: 700 x 450 x 3mm
 - 3.13.5.7. Standard Chrome towel rails affixed close to the shower closets (x 2 off)
 - 3.13.5.8. Metal Hook Stainless Steel Bathroom Cloth Hangers, for Cloth Hanging (x 2 off)
 - 3.13.5.8.1. No. of hooks x6

CONTROLLED DISCLOSURE

When downloaded from the document management system, this document is uncontrolled and the responsibility rests with the user to ensure it is in line with the authorized version on the system.

No part of this document may be reproduced without the expressed consent of the copyright holder, Eskom Holdings SOC Ltd, Reg No 2002/015527/30.

3.13.5.9. Wall mounted restroom bench

3.13.5.9.1. Length: 3 m

3.13 Operating change rooms & toilets (45 ft level) - Females

3.14.1. Removal of the existing damaged floor tiles and make good the area by deep cleaning.

3.14.2. Supply and install ceramic floor & wall tiles

3.14.2.1. Floor: "Nacros tiles" (ex Johnson tiles) 330 x 330 mm class IV "Napoli NL 619 Light Grey" ceramic floor tiles with "Tal" with professional adhesive.

3.14.2.2. Wall: 330mm x 330mm floor tiles

3.14.3. Painting of the existing ceiling & 2x lights and make good area

3.14.3.1. Painted with white (latex) paint

3.14.3.2. Install 49W (T5) Fluorescent lights with IP65 casing

3.14.4. Make good all interior walls areas without tiling

3.14.4.1. Grecian white paint colour

3.14.5. Supply and install the following sanitary fixtures:

3.14.5.1. New (x 4 off) wash basins with taps

3.14.5.1.1. Isca Sanpride style basin mixer large or similar approved type

3.14.5.1.2. Taps: One set "Cobra Star Undertile" stop tap Chrome

3.14.5.2. Toilet pots (x 6 off)

3.14.5.2.1. Ceramic material: Shortland/cistern compact box suite with Dual top-flush toilet system and toilet seat

3.14.5.2.2. White in colour

3.14.5.3. Shower closets (4x off)

3.14.5.3.1. Shower head: "Cobra Vandal-resistant KP2.6" chrome plated Overhead Shower head or similar approved

3.14.5.3.2. Traps: "Cobra 373" Rough Brass Shower "P" Trap with shallow seal and chrome plated grating.

3.14.5.4. Standard Chrome toilet roll holders (x 4 off) affixed to the wall

3.14.5.5. Bathroom mirrors (x 2 off)

3.14.5.5.1. Frameless rectangular mirrors (x 2 off)

3.14.5.5.2. Size: 700 x 450 x 3mm

3.14.5.6. Standard Chrome towel rails affixed close to the shower closets (x 2 off)

3.14.5.7. Metal Hook Stainless Steel Bathroom Cloth Hanger, for Cloth Hanging (x 2 off)

CONTROLLED DISCLOSURE

When downloaded from the document management system, this document is uncontrolled and the responsibility rests with the user to ensure it is in line with the authorized version on the system.

No part of this document may be reproduced without the expressed consent of the copyright holder, Eskom Holdings SOC Ltd, Reg No 2002/015527/30.

3.14.5.7.1. No. of hooks x6

3.14.5.8. Wall mounted restroom bench

3.14.5.8.1. Length: 3 m

3.14 Ops Support ladies toilets

3.15.1. Removal of the existing damaged floor tiles and make good the area by deep cleaning.

3.15.2. Supply and install ceramic floor & wall tiles

3.15.2.1. Floor: "Nacros tiles" (ex Johnson tiles) 330 x 330 mm class IV "Napoli NL 619 Light Grey" ceramic floor tiles with "Tal" with professional adhesive.

3.15.2.2. Wall: 330mm x 330mm floor tiles

3.15.3. Removal of old ceiling & 2x lights and make good area

3.15.4. Supply and install new ceiling and 2x fluorescent lights

3.15.4.1. 9,0mm Rhino ceiling boards screwed onto the existing 32mm x 32mm purlins with Fiba-tape over the joints

3.15.4.2. Plastering of the complete ceiling with Rhinolite, painted with white (latex) paint

3.15.4.3. Install Polystyrene cornices

3.15.4.4. Install 49W (T5) Fluorescent lights with IP65 casing

3.15.5. Make good all interior walls areas without tiling

3.15.5.1. Grecian white paint colour

3.15.6. Supply and install the following sanitary fixtures:

3.15.6.1. New (x 2 off) wash basins with taps

3.15.6.1.1. Isca Sanpride style basin mixer large or similar approved type

3.15.6.1.2. Taps: One set "Cobra Star Undertile" stop tap Chrome

3.15.6.2. Toilet pots (x 5 off)

3.15.6.2.1. Ceramic material: Shortland/cistern compact box suite with Dual top-flush toilet system and toilet seat

3.15.6.2.2. White in colour

3.15.6.3. Shower closets

3.15.6.3.1. Shower head: "Cobra Vandal-resistant KP2.6" chrome plated Overhead Shower head or similar approved

3.15.6.3.2. Traps: "Cobra 373" Rough Brass Shower "P" Trap with shallow seal and chrome plated grating.

3.15.6.4. Standard Chrome toilet roll holders (x 2 off) affixed to the wall

3.15.6.5. Bathroom mirrors (x 2 off)

CONTROLLED DISCLOSURE

When downloaded from the document management system, this document is uncontrolled and the responsibility rests with the user to ensure it is in line with the authorized version on the system.

No part of this document may be reproduced without the expressed consent of the copyright holder, Eskom Holdings SOC Ltd, Reg No 2002/015527/30.

3.15.6.6. Frameless rectangular mirrors (x 2 off)

3.15.6.6.1. Size: 700 x 450 x 3mm

3.15.6.7. Standard Chrome towel rails affixed close to the shower closets (x 2 off)

3.15.6.8. Painting of roofs and removing and replacing of gutters and fascia boards

3.15 Ops Outside Plant foremen's toilets

3.16.1. Removal of the existing damaged floor tiles and make good the area by deep cleaning.

3.16.2. Supply and install ceramic floor & wall tiles

3.16.2.1. Floor: "Nacros tiles" (ex Johnson tiles) 330 x 330 mm class IV "Napoli NL 619 Light Grey" ceramic floor tiles with "Tal" with professional adhesive.

3.16.2.2. Wall: 330mm x 330mm floor tiles

3.16.3. Removal of old ceiling & 2x lights and make good area

3.16.4. Supply and install new ceiling and 2x fluorescent lights

3.16.4.1. 9,0mm Rhino ceiling boards screwed onto the existing 32mm x 32mm purlins with Fiba-tape over the joints

3.16.4.2. Plastering of the complete ceiling with Rhinolite, painted with white (latex) paint

3.16.4.3. Install Polystyrene cornices

3.16.4.4. Install 49W (T5) Fluorescent lights with IP65 casing

3.16.5. Make good all interior walls areas without tiling

3.16.5.1. Grecian white paint colour

3.16.6. Supply and install the following sanitary fixtures:

3.16.6.1. New (x 2 off) wash basins with taps

3.16.6.1.1. Isca Sanpride style basin mixer large or similar approved type

3.16.6.1.2. Taps: One set "Cobra Star Undertile" stop tap Chrome

3.16.6.2. Toilet pots (x 5 off)

3.16.6.2.1. Ceramic material: Shortland/cistern compact box suite with Dual top-flush toilet system and toilet seat

3.16.6.2.2. White in colour

3.16.6.3. Shower closets

3.16.6.3.1. Shower head: "Cobra Vandal-resistant KP2.6" chrome plated Overhead Shower head or similar approved

3.16.6.3.2. Traps: "Cobra 373" Rough Brass Shower "P" Trap with shallow seal and chrome plated grating.

CONTROLLED DISCLOSURE

When downloaded from the document management system, this document is uncontrolled and the responsibility rests with the user to ensure it is in line with the authorized version on the system.

No part of this document may be reproduced without the expressed consent of the copyright holder, Eskom Holdings SOC Ltd, Reg No 2002/015527/30.

- 3.16.6.4. Standard Chrome toilet roll holders (x 2 off) affixed to the wall
- 3.16.6.5. Bathroom mirrors (x 2 off)
- 3.16.6.6. Frameless rectangular mirrors (x 2 off)
 - 3.16.6.6.1. Size: 700 x 450 x 3mm
- 3.16.6.7. Standard Chrome towel rails affixed close to the shower closets (x 2 off)
- 3.16.6.8. Painting of roofs and removing and replacing of gutters and fascia boards

3.16 Main Admin control room men's toilets 1,2&3

- 3.17.1. Re-grouting of all the existing floor & wall tiles and make good by cleaning
- 3.17.2. Make good all interior walls areas without tiling
 - 3.17.2.1. Grecian white paint colour
- 3.17.3. Structural modification to convert the existing urinal area to a toilet closet
 - 3.17.3.1. Removal of the existing urinal (1x off) and plumbing fittings and make good the wall
 - 3.17.3.2. Construction of a new brick wall for toilet closet enclosure with an access door (similar to the adjacent closet) and make good area (repair, re-plaster and paint the affected areas).
 - 3.17.3.2.1. Supply and install a door and a frame (painted)
 - 3.17.3.3. Supply and install a new toilet systems with fittings of specification Betta Mirage Close Couple Suite with Seat - White (2 Piece pan and suite with a top flush mechanism).
 - 3.17.3.3.1. White in colour
 - 3.17.3.4. Reference drawing 2699-007-01 Sht 8

3.17 Operating tearoom, change rooms and male & female toilets (0 ft level)

- 3.18.1. Removal of all the existing old floor & wall tiles and make good
- 3.18.2. Supply and install ceramic floor & wall tiles
 - 3.18.2.1. Floor: "Nacros tiles" (ex Johnson tiles) 330 x 330 mm class IV "Napoli NL 619 Light Grey" ceramic floor tiles with "Tal" with professional adhesive.
 - 3.18.2.2. Wall: 330mm x 330mm floor tiles
- 3.18.3. Supply and installation of new inter-locking vinyl tiles
 - 3.18.3.1. Material and type of vinyl tiles: PVC, medallion exposed, non-slip, durable and inter-locking vinyl tiles.
 - 3.18.3.2. Vinyl colour: Dove grey.
 - 3.18.3.3. Size of tile: 500 x 500 mm

CONTROLLED DISCLOSURE

When downloaded from the document management system, this document is uncontrolled and the responsibility rests with the user to ensure it is in line with the authorized version on the system.

No part of this document may be reproduced without the expressed consent of the copyright holder, Eskom Holdings SOC Ltd, Reg No 2002/015527/30.

- 3.18.4. Repainting of ceiling & 6x lights and make good area
 - 3.18.4.1. Repainting with white (latex) paint
 - 3.18.4.2. Install 49W (T5) Fluorescent lights with IP65 casing
- 3.18.5. All interior walls to be painted
 - 3.18.5.1. Grecian white paint color
- 3.18.6. Replace and make good main doors (x 1 off)
 - 3.18.6.1. Supply and installation of new light-duty auto door closer on main access doors.
 - 3.18.6.1.1. QS700 door closer, size 2-5 with designer arm, silver.
- 3.18.7. Supply and install the following fixtures:
 - 3.18.7.1. Lockable built-in kitchen cupboards
 - 3.18.7.1.1. Size (mm): 450 x 450 built-in lockable cupboards
 - 3.18.7.1.2. Dimensions of cupboard: 6 m
 - 3.18.7.1.3. Granite/quartz Rustenburg colour countertop finish
 - 3.18.7.1.4. New UNDER-MOUNT double sink with a chrome tap pillars sink mixers.
 - 3.18.7.2. Window blinds (interior) (x 5 off)
 - 3.18.7.2.1. Window opening size:
 - 3.18.7.2.1.1. 2,5 m x 1,8m height
 - 3.18.7.2.1.2. 1,5 m x 1,1m height
 - 3.18.7.3. Air-conditioning unit
 - 3.18.7.3.1. 9000 BTU Wall mounted air conditioning split unit complete
 - 3.18.7.4. Replacement of the existing wall mounted fully automatic 10L hydro-boiler (1x off)
- 3.18.8. Supply and install the following sanitary fixtures and repairs in the female toilets:
 - 3.18.8.1. Shower closets (x 4 off)
 - 3.18.8.1.1. Shower head: "Cobra Vandal-resistant KP2.6" chrome plated Overhead Shower head or similar approved
 - 3.18.8.1.2. Traps: "Cobra 373" Rough Brass Shower "P" Trap with shallow seal and chrome plated grating.
 - 3.18.8.1.3. Supply and install a door and a frame (painted)
- 3.18.9. Removal of all the existing old floor & wall tiles and make good
- 3.18.10. Supply and install ceramic floor & wall tiles
 - 3.18.10.1. Floor: "Nacros tiles" (ex Johnson tiles) 330 x 330 mm class IV "Napoli NL 619 Light Grey" ceramic floor tiles with "Tal" with professional adhesive.

CONTROLLED DISCLOSURE

When downloaded from the document management system, this document is uncontrolled and the responsibility rests with the user to ensure it is in line with the authorized version on the system.

No part of this document may be reproduced without the expressed consent of the copyright holder, Eskom Holdings SOC Ltd, Reg No 2002/015527/30.

- 3.18.10.2. Wall: 330mm x 330mm floor tiles
- 3.18.11. Make good the existing ceiling and cornices
 - 3.18.11.1. Painting with white (latex) paint
- 3.18.12. Supply and install the following sanitary fixtures and repairs in the male toilets:
 - 3.18.12.1. Replace basins taps (x12 off)
 - 3.18.12.1.1. Isca Sanpride style basin mixer large or similar approved type
 - 3.18.12.1.2. Taps: One set "Cobra Star Undertile" stop tap Chrome
 - 3.18.12.2. Toilet pots (x 12 off)
 - 3.18.12.2.1. Ceramic material: Shortland/cistern compact box suite with Dual top-flush toilet system and toilet seat
 - 3.18.12.2.2. White in colour
 - 3.18.12.3. New Shower closets (x 4 off)
 - 3.18.12.3.1. Shower head: "Cobra Vandal-resistant KP2.6" chrome plated Overhead Shower head or similar approved
 - 3.18.12.3.2. Traps: "Cobra 373" Rough Brass Shower "P" Trap with shallow seal and chrome plated grating.
 - 3.18.12.3.3. Supply and install a door and a frame (painted)
 - 3.18.12.4. Medium urinals - White (x4 off)
 - 3.18.12.4.1. Wall mounted to lip with a flushmaster and flush pipe
- 3.18.13. Structural modification to convert the existing urinal area to shower closets
 - 3.18.13.1. Removal of the existing urinal (4x off) and plumbing fittings and make good the wall
 - 3.18.13.2. Construction of a new brick walls for shower closet enclosures with an access door (similar to the adjacent closet) and make good area (repair, re-plaster and paint the affected areas).
 - 3.18.13.2.1. Supply and install a doors and frames (painted)
- 3.18.14. Removal of all the existing old floor & wall tiles and make good
- 3.18.15. Supply and install ceramic floor & wall tiles
 - 3.18.15.1. Floor: "Nacros tiles" (ex Johnson tiles) 330 x 330 mm class IV "Napoli NL 619 Light Grey" ceramic floor tiles with "Tal" with professional adhesive.
 - 3.18.15.2. Wall: 330mm x 330mm floor tiles
- 3.18.16. Make good the existing ceiling and cornices
 - 3.18.16.1. Painting with white (latex) paint
 - 3.18.16.2. Install 49W (T5) Fluorescent lights with IP65 casing (x3 off)

CONTROLLED DISCLOSURE

When downloaded from the document management system, this document is uncontrolled and the responsibility rests with the user to ensure it is in line with the authorized version on the system.

No part of this document may be reproduced without the expressed consent of the copyright holder, Eskom Holdings SOC Ltd, Reg No 2002/015527/30.

3.18 Ops Support Services lashing tearoom

- 3.19.1. Removal of all the existing damaged carpet and make good
- 3.19.2. Supply and installation of new carpets
 - 3.19.2.1. Carpet type: Van Dyck PowerPoint
 - 3.19.2.2. Carpet colour: Jacaranda
 - 3.19.2.3. Grey in colour, 330mm x 330mm floor tiles matching existing Eskom standard tiles
- 3.19.3. Supply and installation of new inter-locking vinyl tiles
 - 3.19.3.1. Material and type of vinyl tiles: PVC, medallion exposed, non-slip, durable and inter-locking vinyl tiles.
 - 3.19.3.2. Vinyl colour: Dove grey.
 - 3.19.3.3. Size of tile: 500 x 500 mm
- 3.19.4. Removal of old ceiling & 2x lights and make good area
- 3.19.5. Supply and install new ceiling and 2x fluorescent lights
 - 3.19.5.1. 9,0mm Rhino ceiling boards screwed onto the existing 32mm x 32mm purlins with Fiba-tape over the joints
 - 3.19.5.2. Plastering of the complete ceiling with Rhinolite, painted with white (latex) paint
 - 3.19.5.3. Install Polystyrene cornices
 - 3.19.5.4. Install 49W (T5) Fluorescent lights with IP65 casing
- 3.19.6. All interior walls to be painted
 - 3.19.6.1. Grecian white paint color
- 3.19.7. Repair and make good main doors (x 2 off)
 - 3.19.7.1. Supply and installation of new light-duty auto door closer on main access doors.
 - 3.19.7.1.1. QS700 door closer, size 2-5 with designer arm, silver.
- 3.19.8. Supply and install the following fixtures:
 - 3.19.8.1. Lockable built-in kitchen cupboards
 - 3.19.8.1.1. Size (mm): 450 x 450 built-in lockable cupboards
 - 3.19.8.1.2. Dimensions of cupboard: 3 m
 - 3.19.8.1.3. Granite/quartz Rusternburg colour countertop finish
 - 3.19.8.1.4. New under-mount double sink with a chrome tap pillars sink mixers.
 - 3.19.8.2. Perimeter desk mounted to the wall for desktop computers
 - 3.19.8.2.1. Top finish to be gloss
 - 3.19.8.2.2. 3 drawers units (5 columns)

CONTROLLED DISCLOSURE

When downloaded from the document management system, this document is uncontrolled and the responsibility rests with the user to ensure it is in line with the authorized version on the system.

No part of this document may be reproduced without the expressed consent of the copyright holder, Eskom Holdings SOC Ltd, Reg No 2002/015527/30.

- 3.19.8.2.3. Length: 8 m
- 3.19.8.3. Window blinds (interior) (2x off)
 - 3.19.8.3.1. Window opening size: 2 m x 1,8m height
- 3.19.8.4. Air-conditioning unit
 - 3.19.8.4.1. 9000 BTU Wall mounted air conditioning split unit complete
- 3.19.8.5. Replacement of the existing wall mounted fully automatic 10L hydro-boiler (1x off)

3.19 Station cleaning tearoom & offices

- 3.20.1. Removal of all the existing damaged carpet and make good
- 3.20.2. Supply and installation of new carpets
 - 3.20.2.1. Carpet type: Van Dyck PowerPoint
 - 3.20.2.2. Carpet colour: Jacaranda
 - 3.20.2.3. Grey in colour, 330mm x 330mm floor tiles matching existing Eskom standard tiles
- 3.20.3. Supply and installation of new inter-locking vinyl tiles
 - 3.20.3.1. Material and type of vinyl tiles: PVC, medallion exposed, non-slip, durable and inter-locking vinyl tiles.
 - 3.20.3.2. Vinyl colour: Dove grey.
 - 3.20.3.3. Size of tile: 500 x 500 mm
- 3.20.4. Removal of old ceiling & 2x lights and make good area
- 3.20.5. Supply and install new ceiling and 2x fluorescent lights
 - 3.20.5.1. 9,0mm Rhino ceiling boards screwed onto the existing 32mm x 32mm purlins with Fiba-tape over the joints
 - 3.20.5.2. Plastering of the complete ceiling with Rhinolite, painted with white (latex) paint
 - 3.20.5.3. Install Polystyrene cornices
 - 3.20.5.4. Install 49W (T5) Fluorescent lights with IP65 casing
- 3.20.6. All interior walls to be painted
 - 3.20.6.1. Grecian white paint color
- 3.20.7. Repair and make good main doors (x 2 off)
 - 3.20.7.1. Supply and installation of new light-duty auto door closer on main access doors.
 - 3.20.7.1.1. QS700 door closer, size 2-5 with designer arm, silver.
- 3.20.8. Supply and install the following fixtures:
 - 3.20.8.1. Lockable built-in kitchen cupboards

CONTROLLED DISCLOSURE

When downloaded from the document management system, this document is uncontrolled and the responsibility rests with the user to ensure it is in line with the authorized version on the system.

No part of this document may be reproduced without the expressed consent of the copyright holder, Eskom Holdings SOC Ltd, Reg No 2002/015527/30.

- 3.20.8.1.1. Size (mm): 450 x 450 built-in lockable cupboards
- 3.20.8.1.2. Dimensions of cupboard: 3 m
- 3.20.8.1.3. Granite/quartz Rustenburg colour countertop finish
- 3.20.8.1.4. New under-mount double sink with a chrome tap pillars sink mixers.
- 3.20.8.2. Perimeter desk mounted to the wall for desktop computers
 - 3.20.8.2.1. Top finish to be gloss
 - 3.20.8.2.2. 3 drawers units (5 columns)
 - 3.20.8.2.3. Length: 8 m
- 3.20.8.3. Window blinds (interior) (2x off)
 - 3.20.8.3.1. Window opening size: 2 m x 1,8 m height
- 3.20.8.4. Air-conditioning unit
 - 3.20.8.4.1. 9000 BTU Wall mounted air conditioning split unit complete
- 3.20.8.5. Replacement of the existing wall mounted fully automatic 10L hydro-boiler (1x off)

3.20 Ops Support Services commissioning offices

- 3.21.1. Removal of all the existing damaged carpet and make good
- 3.21.2. Supply and installation of new carpets
 - 3.21.2.1. Carpet type: Van Dyck PowerPoint
 - 3.21.2.2. Carpet colour: Jacaranda
 - 3.21.2.3. Grey in colour, 330mm x 330mm floor tiles matching existing Eskom standard tiles
- 3.21.3. Removal of old ceiling & lights and make good area
- 3.21.4. Supply and install new ceiling and 2x off) fluorescent lights
 - 3.21.4.1. 9,0mm Rhino ceiling boards screwed onto the existing 32mm x 32mm purlins with Fiba-tape over the joints
 - 3.21.4.2. Plastering of the complete ceiling with Rhinolite, painted with white (latex) paint
 - 3.21.4.3. Install Polystyrene cornices
 - 3.21.4.4. Install 49W (T5) Fluorescent lights with IP65 casing
- 3.21.5. All interior walls to be painted
 - 3.21.5.1. Grecian white paint color
- 3.21.6. Repair and make good outside doors (x 3 off)
 - 3.21.6.1. Supply and installation of new light-duty auto door closer on main access doors.

CONTROLLED DISCLOSURE

When downloaded from the document management system, this document is uncontrolled and the responsibility rests with the user to ensure it is in line with the authorized version on the system.

No part of this document may be reproduced without the expressed consent of the copyright holder, Eskom Holdings SOC Ltd, Reg No 2002/015527/30.

- 3.21.6.1.1. QS700 door closer, size 2-5 with designer arm, silver.
- 3.21.7. Supply and install the following fixtures and equipment:
 - 3.21.7.1. Lockable built-in kitchen cupboards
 - 3.21.7.1.1. Size (mm): 450 x 450 built-in lockable cupboards
 - 3.21.7.1.2. Dimensions of cupboard: 3 m
 - 3.21.7.1.3. Granite/quartz Rustenburg colour countertop finish
 - 3.21.7.1.4. New under-mount double sink with a chrome tap pillars sink mixers.
 - 3.21.7.2. Window blinds (interior) (2x off)
 - 3.21.7.2.1. Window opening size: 2 m x 1,8 m height
 - 3.21.7.3. Air-conditioning unit
 - 3.21.7.3.1. 9000 BTU Wall mounted air conditioning split unit

3.21 Ops commissioning manager's office

- 3.22.1. Removal of all the existing old floor tiles and make good
- 3.22.2. Supply and install ceramic floor tiles
 - 3.22.2.1. Light grey in colour, 330mm x 330mm floor tiles matching existing Eskom standard tiles (GN- 553 Granito Charcoal or similar approved)
- 3.22.3. Removal of old ceiling and two lights and make good area.
- 3.22.4. Supply and install new ceiling and fluorescent lights (2x off)
 - 3.22.4.1. 9,0mm Rhino ceiling boards screwed onto the existing 32mm x 32mm purlins with Fiba-tape over the joints
 - 3.22.4.2. Plastering of the complete ceiling with Rhinolite,
 - 3.22.4.2.1. Painted with Acrylic PVA white paint
 - 3.22.4.3. Install standard Polystyrene cornices on the ceiling edge perimeter
 - 3.22.4.3.1. Upper Edge Z60 Polystyrene Cornice
 - 3.22.4.4. Install 49W (T5) Fluorescent lights with IP65 casing (2x off)
- 3.22.5. All interior walls should be painted
 - 3.22.5.1. Grecian white paint colour
- 3.22.6. Supply and install the following features:
 - 3.22.6.1. Window blinds (interior) (x 2 off)
 - 3.22.6.1.1. Window opening size: 2m x 1,8m height
 - 3.22.6.2. Air-conditioning unit
 - 3.22.6.2.1. 9000 BTU Wall mounted air conditioning split unit

CONTROLLED DISCLOSURE

When downloaded from the document management system, this document is uncontrolled and the responsibility rests with the user to ensure it is in line with the authorized version on the system.

No part of this document may be reproduced without the expressed consent of the copyright holder, Eskom Holdings SOC Ltd, Reg No 2002/015527/30.

3.22 Ops Support Services offices

- 3.23.1. Removal of all the existing damaged carpet and make good
- 3.23.2. Supply and installation of new carpets
 - 3.23.2.1. Carpet type: Van Dyck PowerPoint
 - 3.23.2.2. Carpet colour: Jacaranda
 - 3.23.2.3. Grey in colour, 330mm x 330mm floor tiles matching existing Eskom standard tiles
- 3.23.3. Removal of old ceiling & lights and make good area
- 3.23.4. Supply and install new ceiling and 2x off) fluorescent lights
 - 3.23.4.1. 9,0mm Rhino ceiling boards screwed onto the existing 32mm x 32mm purlins with Fiba-tape over the joints
 - 3.23.4.2. Plastering of the complete ceiling with Rhinolite, painted with white (latex) paint
 - 3.23.4.3. Install Polystyrene cornices
 - 3.23.4.4. Install 49W (T5) Fluorescent lights with IP65 casing
- 3.23.5. All interior walls to be painted
 - 3.23.5.1. Grecian white paint color
- 3.23.6. Repair and make good outside doors (x 3 off)
 - 3.23.6.1. Supply and installation of new light-duty auto door closer on main access doors.
 - 3.23.6.1.1. QS700 door closer, size 2-5 with designer arm, silver.
- 3.23.7. Construction of a veranda area
 - 3.23.7.1. Construction of a roofed platform along the outside of a the park-home, level with the ground floor
 - 3.23.7.2. Installation of a fixed multiwall Acrylic awning outside the park-home veranda
 - 3.23.7.2.1. Clear Acrylic (Polycarbonate) board 3mm
 - 3.23.7.2.2. Size = 1,2 width x 12 m length
- 3.23.8. Access ramps for the disabled personnel (x2 off)
 - 3.23.8.1. Construction of concrete access ramps for wheelchairs to the main entrance
 - 3.23.8.2. Concrete slab with brick wall perimeter
- 3.23.9. Installation of 3 parking carport structures with flat roof next to the existing park-home building (consisting of 20 parking bays in total)
 - 3.23.9.1. Layout: 2x off (20 m x 6 m) & 1x off (10 m x 6 m)
 - 3.23.9.2. The carport structure to consist of the following features:

CONTROLLED DISCLOSURE

When downloaded from the document management system, this document is uncontrolled and the responsibility rests with the user to ensure it is in line with the authorized version on the system.

No part of this document may be reproduced without the expressed consent of the copyright holder, Eskom Holdings SOC Ltd, Reg No 2002/015527/30.

- 3.23.9.2.1. 150 mm lip channels outer frame
- 3.23.9.2.2. 100mm lip channels inner frame
- 3.23.9.2.3. IBR /Corrugated Chromadeck sheets installation, Employer to supply the sheets (Material on site)
- 3.23.9.2.4. Standard gutters and downpipes
- 3.23.9.2.5. Structural columns to be casted into concrete plinths (25 MPa concrete strength)
 - 3.23.9.2.5.1. 300 mm x 300 mm x 500 mm depth
- 3.23.9.2.6. Supply and install fluorescent lights (8x off) including cabling and commissioning
 - 3.23.9.2.6.1. Install 49W (T5) Fluorescent lights with IP65 casing
 - 3.23.9.2.6.2. Power supply connection to the park-home DB box
- 3.23.9.2.7. All structural Steel to be coated with a protective coating.
- 3.23.10. Removal or safe demolishing of existing dividing wall partition inside commission manager's office and make good area (repair, re-plaster and paint the affected areas)
 - 3.23.10.1. Wall dimensions: 3 m in length, 2m in height
- 3.23.11. Partitioning of the open-plan office space with dry-walling
 - 3.23.11.1. Conversion of the area into 3 offices
 - 3.23.11.2. All interior walls to be painted and make good area
 - 3.23.11.2.1. Grecian white paint color
- 3.23.12. Supply and install the following fixtures and equipment:
 - 3.23.12.1. Lockable built-in kitchen cupboards
 - 3.23.12.1.1. Size (mm): 450 x 450 built-in lockable cupboards
 - 3.23.12.1.2. Dimensions of cupboard: 3 m
 - 3.23.12.1.3. Granite/quartz Rusternburg colour countertop finish
 - 3.23.12.1.4. New under-mount double sink with a chrome tap pillars sink mixers.
 - 3.23.12.2. Window blinds (interior) (x 6 off)
 - 3.23.12.2.1. Window opening size: 2m x 1,8m height
 - 3.23.12.3. Air-conditioning unit
 - 3.23.12.3.1. 9000 BTU Wall mounted air conditioning split unit

3.23 Ops Manager's office

- 3.24.1. Removal of all the existing old floor tiles and make good
- 3.24.2. Supply and install ceramic floor tiles

CONTROLLED DISCLOSURE

When downloaded from the document management system, this document is uncontrolled and the responsibility rests with the user to ensure it is in line with the authorized version on the system.

No part of this document may be reproduced without the expressed consent of the copyright holder, Eskom Holdings SOC Ltd, Reg No 2002/015527/30.

- 3.24.2.1. Light grey in colour, 330mm x 330mm floor tiles matching existing Eskom standard tiles (GN- 553 Granito Charcoal or similar approved)
- 3.24.3. Removal of old ceiling and two lights and make good area.
- 3.24.4. Supply and install new ceiling and fluorescent lights (2x off)
 - 3.24.4.1. 9,0mm Rhino ceiling boards screwed onto the existing 32mm x 32mm purlins with Fiba-tape over the joints
 - 3.24.4.2. Plastering of the complete ceiling with Rhinolite,
 - 3.24.4.2.1. Painted with Acrylic PVA white paint
 - 3.24.4.3. Install standard Polystyrene cornices on the ceiling edge perimeter
 - 3.24.4.3.1. Upper Edge Z60 Polystyrene Cornice
 - 3.24.4.4. Install 49W (T5) Fluorescent lights with IP65 casing (2x off)
- 3.24.5. All interior walls should be painted
 - 3.24.5.1. Grecian white paint colour
- 3.24.6. Supply and install the following features:
 - 3.24.6.1. Window blinds (interior) (x 2 off)
 - 3.24.6.1.1. Window opening size: 2m x 1,8m height
 - 3.24.6.2. Air-conditioning unit
 - 3.24.6.2.1. 9000 BTU Wall mounted air conditioning split unit

3.24 Ops Shift Manager's office

- 3.25.1. Removal of all the existing old floor tiles and make good
- 3.25.2. Supply and install ceramic floor tiles
 - 3.25.2.1. Light grey in colour, 330mm x 330mm floor tiles matching existing Eskom standard tiles (GN- 553 Granito Charcoal or similar approved)
- 3.25.3. Removal of old ceiling and two lights and make good area.
- 3.25.4. Supply and install new ceiling and fluorescent lights (2x off)
 - 3.25.4.1. 9,0mm Rhino ceiling boards screwed onto the existing 32mm x 32mm purlins with Fiba-tape over the joints
 - 3.25.4.2. Plastering of the complete ceiling with Rhinolite,
 - 3.25.4.2.1. Painted with Acrylic PVA white paint
 - 3.25.4.3. Install standard Polystyrene cornices on the ceiling edge perimeter
 - 3.25.4.3.1. Upper Edge Z60 Polystyrene Cornice
 - 3.25.4.4. Install 49W (T5) Fluorescent lights with IP65 casing (2x off)
- 3.25.5. All interior walls should be painted
 - 3.25.5.1. Grecian white paint colour
- 3.25.6. Supply and install the following features:

CONTROLLED DISCLOSURE

When downloaded from the document management system, this document is uncontrolled and the responsibility rests with the user to ensure it is in line with the authorized version on the system.

No part of this document may be reproduced without the expressed consent of the copyright holder, Eskom Holdings SOC Ltd, Reg No 2002/015527/30.

- 3.25.6.1. Window blinds (interior) (x 2 off)
 - 3.25.6.1.1. Window opening size: 2m x 1,8m height
- 3.25.6.2. Air-conditioning unit
 - 3.25.6.2.1. 9000 BTU Wall mounted air conditioning split unit

3.25 Ops Clerk's office & Ops Manager's Secretary

- 3.26.1. Removal of all the existing old floor tiles and make good
- 3.26.2. Supply and install ceramic floor tiles
 - 3.26.2.1. Light grey in colour, 330mm x 330mm floor tiles matching existing Eskom standard tiles (GN- 553 Granito Charcoal or similar approved)
- 3.26.3. Removal of old ceiling and two lights and make good area.
- 3.26.4. Supply and install new ceiling and fluorescent lights (2x off)
 - 3.26.4.1. 9,0mm Rhino ceiling boards screwed onto the existing 32mm x 32mm purlins with Fiba-tape over the joints
 - 3.26.4.2. Plastering of the complete ceiling with Rhinolite,
 - 3.26.4.2.1. Painted with Acrylic PVA white paint
 - 3.26.4.3. Install standard Polystyrene cornices on the ceiling edge perimeter
 - 3.26.4.3.1. Upper Edge Z60 Polystyrene Cornice
 - 3.26.4.4. Install 49W (T5) Fluorescent lights with IP65 casing (2x off)
- 3.26.5. All interior walls should be painted
 - 3.26.5.1. Grecian white paint colour
- 3.26.6. Supply and install the following features:
 - 3.26.6.1. Window blinds (interior) (x 2 off)
 - 3.26.6.1.1. Window opening size: 2m x 1,8m height
 - 3.26.6.2. Air-conditioning unit
 - 3.26.6.2.1. 9000 BTU Wall mounted air conditioning split unit

3.26 Ops Oil stores office

- 3.27.1. Removal of all the existing old floor tiles and make good
- 3.27.2. Supply and install ceramic floor tiles
 - 3.27.2.1. Light grey in colour, 330mm x 330mm floor tiles matching existing Eskom standard tiles (GN- 553 Granito Charcoal or similar approved)
- 3.27.3. Removal of old ceiling and two lights and make good area.
- 3.27.4. Supply and install new ceiling and fluorescent lights (2x off)
 - 3.27.4.1. 9,0mm Rhino ceiling boards screwed onto the existing 32mm x 32mm purlins with Fiba-tape over the joints

CONTROLLED DISCLOSURE

When downloaded from the document management system, this document is uncontrolled and the responsibility rests with the user to ensure it is in line with the authorized version on the system.

No part of this document may be reproduced without the expressed consent of the copyright holder, Eskom Holdings SOC Ltd, Reg No 2002/015527/30.

- 3.27.4.2. Plastering of the complete ceiling with Rhinolite,
 - 3.27.4.2.1. Painted with Acrylic PVA white paint
- 3.27.4.3. Install standard Polystyrene cornices on the ceiling edge perimeter
 - 3.27.4.3.1. Upper Edge Z60 Polystyrene Cornice
- 3.27.4.4. Install 49W (T5) Fluorescent lights with IP65 casing (2x off)
- 3.27.5. All interior walls should be painted
 - 3.27.5.1. Grecian white paint colour
- 3.27.6. Supply and install the following features:
 - 3.27.6.1. Window blinds (interior) (x 2 off)
 - 3.27.6.1.1. Window opening size: 2m x 1,8m height
 - 3.27.6.2. Air-conditioning unit
 - 3.27.6.2.1. 9000 BTU Wall mounted air conditioning split unit

3.27 Ops Vector storeroom & toilets

- 3.28.1. Removal of all the existing old floor & wall tiles and make good
- 3.28.2. Supply and install ceramic floor & wall tiles
 - 3.28.2.1. Floor: "Nacros tiles" (ex Johnson tiles) 330 x 330 mm class IV "Napoli NL 619 Light Grey" ceramic floor tiles with "Tal" with professional adhesive.
 - 3.28.2.2. Wall: 330mm x 330mm floor tiles
- 3.28.3. Removal of old ceiling & 2x lights and make good area
- 3.28.4. Supply and install new ceiling and 2x fluorescent lights
 - 3.28.4.1. 9,0mm Rhino ceiling boards screwed onto the existing 32mm x 32mm purlins with Fiba-tape over the joints
 - 3.28.4.2. Plastering of the complete ceiling with Rhinolite, painted with white (latex) paint
 - 3.28.4.3. Install Polystyrene cornices
 - 3.28.4.4. Install 49W (T5) Fluorescent lights with IP65 casing
- 3.28.5. Make good all interior walls areas without tiling
 - 3.28.5.1. Grecian white paint colour
- 3.28.6. Supply and install the following sanitary fixtures:
 - 3.28.6.1. New (x 2 off) wash basins with taps
 - 3.28.6.1.1. Isca Sanpride style basin mixer large or similar approved type
 - 3.28.6.1.2. Taps: One set "Cobra Star Undertile" stop tap Chrome
 - 3.28.6.2. Toilet pots (x 5 off)

CONTROLLED DISCLOSURE

When downloaded from the document management system, this document is uncontrolled and the responsibility rests with the user to ensure it is in line with the authorized version on the system.

No part of this document may be reproduced without the expressed consent of the copyright holder, Eskom Holdings SOC Ltd, Reg No 2002/015527/30.

3.28.6.2.1. Ceramic material: Shortland/cistern compact box suite with Dual top-flush toilet system and toilet seat

3.28.6.2.2. White in colour

3.28.6.3. Shower closets

3.28.6.3.1. Shower head: "Cobra Vandal-resistant KP2.6" chrome plated Overhead Shower head or similar approved

3.28.6.3.2. Traps: "Cobra 373" Rough Brass Shower "P" Trap with shallow seal and chrome plated grating.

3.28.6.4. Standard Chrome toilet roll holders (x 2 off) affixed to the wall

3.28.6.5. Bathroom mirrors (x 2 off)

3.28.6.6. Frameless rectangular mirrors (x 2 off)

3.28.6.6.1. Size: 700 x 450 x 3mm

3.28.6.7. Standard Chrome towel rails affixed close to the shower closets (x 2 off)

3.28 Procurement offices

3.29.1. Supply and installation of a noise barrier and sound proofing system consisting of the following:

3.29.1.1. 135mm thick Aerolite insulation in the procurement and stores offices.

3.29.1.2. (x 3 off) new class B fire doors.

3.29.1.3. Replace (x 41 off) windows from single glazing to double glazing windows.

3.29.1.3.1. Quantities and dimensions:

Quantity	Length	Height
1	815	1140
6	815	840
5	815	1740
11	1010	2250
8	540	660
4	1500	1258
9	1160	1560

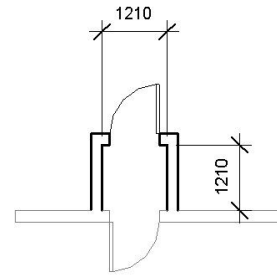
3.29.1.4. Front access door modification

3.29.1.4.1. The glass door at one of the procurement office needs to receive a new entrance to accommodate a new fire door.

CONTROLLED DISCLOSURE

When downloaded from the document management system, this document is uncontrolled and the responsibility rests with the user to ensure it is in line with the authorized version on the system.

No part of this document may be reproduced without the expressed consent of the copyright holder, Eskom Holdings SOC Ltd, Reg No 2002/015527/30.



3.29.1.4.2. Installation sketch

3.29.1.4.3. The *Contractor* to construct an entrance of 1210 x 1210mm. Roof to be constructed out of 0.58mm IBR.

3.29.1.4.4. Foundations: A 600x200mm foundation in 25Mpa, 19mm stone. Soil to be compact to 93%MOD AASHTO. Foundation must be done in accordance to the SANS 10400 part H.

3.29.1.4.5. Roof and ceiling: 6.4mm Gypsum ceiling board must be used in all rooms. All ceilings to be painted in colour white.

3.29.1.4.6. Varnish paint new solid wood fireproof doors with stainless steel handles

3.29.1.5. Installation of sound insulation and deadening material on the existing walls

3.29.1.6. Front doors (x 8 off)

3.29.1.6.1. The other front doors must utilize the existing brickwork to install new fire doors to create a sound proof lobby. The *Contractor* must supply all the necessary bricks, etc., to enable this.

3.29.1.6.2. Doors specification

3.29.1.6.2.1. Door size: 813/900 x 2032h

3.29.1.6.2.2. Hinges must be heavy duty brass hinges with nylon washers.

3.29.1.6.2.3. Viewing panels of 100mm x 300mm viewing needs to be provided.

3.29.1.6.3. Primer

3.29.1.6.3.1. The primer must be applied in the workshop before it is delivered on site.

3.29.1.6.3.2. The primer must be off a two component re-coatable epoxy zinc phosphate primer system of 75-100 micron thickness must be used.

3.29.1.6.3.3. All bolts and nuts must also be coated before the finishing is applied.

CONTROLLED DISCLOSURE

When downloaded from the document management system, this document is uncontrolled and the responsibility rests with the user to ensure it is in line with the authorized version on the system.

No part of this document may be reproduced without the expressed consent of the copyright holder, Eskom Holdings SOC Ltd, Reg No 2002/015527/30.

3.29.1.6.4. Finishing

3.29.1.6.4.1. A two component polyurethane acrylic finishing coat of 50-75 micron thickness must be used.

3.29.1.6.4.2. All surfaces need to be finished with two coats of Plascon paint in "Stone Wash" Y2-D2-2 which is part of the Inspired colour range. The colour should be even and one must not be able to see the primer through it.

3.29.1.7. Iron mongery

3.29.1.7.1. The locking mechanisms that are to be installed must have a nickel plated Euro cylinder lock, with thumb-turn on the one side, as lock. It must be lockable with a key from the other side. The *Contractor* must provide 5 keys per door.

3.29.1.7.2. The door handles must be of industrial strength.

3.29.1.7.3. Oval cylinder lock with thumb turn in silver.

3.29.1.7.4. QS700 door closer, size 2-5 with designer arm, silver.

4. Quality control plan

An activities schedule QCP must be provided with hold points to be signed off by the Employers' representatives.

The *Contractor* complies with the Employers Quality Requirements and ISO 9001.

5. Safety

The *Contractor* is to prepare safety file with related risk assessments for all works to be performed on site.

The *Contractor* is to provide all safety related equipment to complete the works.

The *Contractor* is to provide solid barricading around the work area.

The *Contractor* complies with the Employers safety requirements as stipulated in Arnot Power Station *Contractor Health and Safety Requirements Doc no 32-136* and latest revision of the OHS act and construction regulations. Documents will be made available on request.

6. Environment

Removal of waste material

The *Contractor* must make provision for the removal of all waste produced from his activities. This must be done on a landfill site other than the one at the Rietkuil property. The *Contractor* must identify this site and add it to his method statement.

CONTROLLED DISCLOSURE

When downloaded from the document management system, this document is uncontrolled and the responsibility rests with the user to ensure it is in line with the authorized version on the system.

No part of this document may be reproduced without the expressed consent of the copyright holder, Eskom Holdings SOC Ltd, Reg No 2002/015527/30.

The *Contractor* should note that during work it will be his responsibility to dispose all the waste into the skips or containers that will be provided by the Employer, once the skips are full the *Contractor* to inform the Project Leader that the skips are full so that a new skips can be placed.

The *Contractor* will not be allowed to store any waste on the station for a period longer than 7 calendar days. This area should be barricaded with solid barricading.

Where and if the *Contractor* must dispose of hazardous chemicals:

- The *Contractor* must outline where they will be disposing.
- The permit of the disposal site must be provided.
- A safe disposal cert. which is stamped and has the relevant signatures must be provided.

7. Specifications

All work shall be performed in strict accordance with the following specifications, drawings and other documents, which by this reference, are made part hereof;

The latest revisions of the applicable SANS 1200 standardized specifications shall apply to the work.

Title	Date or revision	Tick if publicly available
<u>General Specifications:</u>		✓
SHE specifications to be met by Contractors	Rev 1	✓
Supplier contract quality requirements specification	Rev 0	✓
Eskom lifesaving rules		✓
Eskom vehicle safety specification	Rev 4	✓
Occupational Health and Safety Act 85 of 1993, amended	Amended	✓
<u>Technical specifications</u>		
SANS 1200 Series		✓
Standard System of Measuring Building Work	Sixth Edition Revision 1999	✓
Model Preambles for all Trades	1995 Edition	✓
The National Building Regulations(NBR) and "Code of Practice for the application of the National Building Regulations" SANS 10400	1990 Edition as amended 30 May 2008	✓
Accuracy in Buildings SANS 10155	2009 Edition 1.2	✓

CONTROLLED DISCLOSURE

When downloaded from the document management system, this document is uncontrolled and the responsibility rests with the user to ensure it is in line with the authorized version on the system.

No part of this document may be reproduced without the expressed consent of the copyright holder, Eskom Holdings SOC Ltd, Reg No 2002/015527/30.

General notes and specifications

Ceramic tiles notes:

- ✓ Size for each tile: 330 mm x 330 mm
- ✓ Colour: GN- 553 Granito Charcoal or similar approved
- ✓ Tile spacing size: 2mm
- ✓ Tile colour: light grey
- ✓ Grout joints with a waterproof grout

Carpets notes:

- ✓ Type of carpet: Van Dyck PowerPoint.
- ✓ Carpet colour: Jacaranda.
- ✓ Pile Fibre: 100% PFX Stain Shield Staple Fibre.
- ✓ Backing: Plain back.
- ✓ Fibre Weight: 650 gsm.
- ✓ Total Thickness: 5.5 mm.
- ✓ Protective Finish: Stain Shield.
- ✓ Location grade: Medium Commercial.
- ✓ Protection: Stain Shield Fibre.
- ✓ Bill of Quantities: Broadloom, Plain back, Powerpoint Earth made from 100% PFX Stain Shield Staple Fibre, laid in accordance with the code of practice for the installation of textile floor coverings (SANS 10186).

Inter-locking vinyl tiles notes:

- ✓ Material and type of vinyl tiles: PVC, medallion exposed, non-slip, durable and inter-locking vinyl tiles.
- ✓ Vinyl colour: Dove grey.
- ✓ Size of tile: 500 mm x 500 mm

Ceiling and lighting notes:

- ✓ Type of ceiling: Plastered ceiling material which consists of 9,0mm "Rhino" gypsum plasterboard screwed to and including 32mm x 32mm branders with Fiba-tape over the joints of the boards and Polystyrene cornices.
- ✓ Type and colour of paint for the ceiling: water based white (latex) paint.
- ✓ Lights fitted in the ceiling: each cabin to be fitted with lights enough for each room as prescribed in each area under Section 3.

Toilet roofs paint notes:

- ✓ Appearance: Mid sheen fire retardant paint.
- ✓ Colour of paint. Mid-brown.
- ✓ Binder type Acrylic Polymer

Hydro-boiler notes:

- ✓ Colour: white epoxy finish.
- ✓ Type: Twin chamber instant boiling water heater.
- ✓ Capacity: 10 liter.
- ✓ Phase Voltage: Single 220V.
- ✓ Heating element: 2.4 kW.

CONTROLLED DISCLOSURE

When downloaded from the document management system, this document is uncontrolled and the responsibility rests with the user to ensure it is in line with the authorized version on the system.

No part of this document may be reproduced without the expressed consent of the copyright holder, Eskom Holdings SOC Ltd, Reg No 2002/015527/30.

- ✓ Temperature control: thermal thermostat.
- ✓ Boiling Chambers: copper boiling and cistern chambers.
- ✓ Outer case: Corrosion resistant white powder coated zinc seal (epoxy coated).
- ✓ Insulation: Rockwool insulation panels engineered for quick access to boiling chamber ports.
- ✓ Safety features: thermal cut-out to protect against over-boiling complications occurring during water supply interruption and a blocked vent pipe.
- ✓ Dimensions: H, 630mm X W, 340mm and D, 205mm.

Air conditioning notes:

The 9000 BTU AC/Heater Hi-Wall Split Unit (R410a Inverter).

Counter tops notes:

All counter tops supplied are 30mm thick long permanent Granite/quartz Rusternburg colour countertop installed inside the cabins. Countertops will be used as work bench for staff and for kitchen units.

Concrete notes for the carport structure:

- ✓ All concrete / reinforcement work shall be done according to SANS 1200.
- ✓ The minimum strength of structural concrete is 25 MPa/19.
- ✓ Finishing is smooth steel shutter or wood float. All corners to be chamfered 25x50mm. Jointing design and material are suitable for the generally high/low temperature conditions on site, to minimize shrinkage and joint failure.

Steelwork for the carport structure:

- ✓ All structural steelwork to comply with the requirements of SANS 2001 –CS1
- ✓ All structural steelwork to be of Steel grade S355JR material and to be painted with a corrosion protective coating.
- ✓ Paint: primer - zinc phosphate/ red oxide to minimum dry film thickness of 45 µm. finishing coats - 2 coats as per SABS 1091 - Industrial grey/battleship grey colour standard with minimum dry film thickness of 90 µm according to SANS 1200HC.
- ✓ All welds shall be 6 mm continuous sealed welds.
- ✓ Welding electrodes shall be E70 18 unless noted otherwise.
- ✓ Welding shall only be performed by coded welders.
- ✓ All fabrication welding shall be done by suitably qualified and experienced welders using proper equipment in a good condition.
- ✓ All structural bolts shall be grade 8.8.

8. Drawings

Drawing nr.	Station	Name
2699-007-01 Sht 8	Arnot Power station	Main Admin Building – Third Floor _ Floor Plan

CONTROLLED DISCLOSURE

When downloaded from the document management system, this document is uncontrolled and the responsibility rests with the user to ensure it is in line with the authorized version on the system.

No part of this document may be reproduced without the expressed consent of the copyright holder, Eskom Holdings SOC Ltd, Reg No 2002/015527/30.

9. Acceptance

This document has been seen and accepted by:

Name	Designation
M Manena	Project Manager
M Mosebo	Aux Engineering Manager
T Mokgatle	Engineering Manager
N Zwane	Operating Support Supervisor

10. Revisions

Date	Rev.	Compiler	Remarks
25 August 2020	0	M Nkgapele	Final document
07 October 2021	1	M Nkgapele	Revised scope to exclude moveable furniture and additional specifications provided

11. Acknowledgements

N Zwane (Operating support)

L Ntoyi (Operating support)

CONTROLLED DISCLOSURE

When downloaded from the document management system, this document is uncontrolled and the responsibility rests with the user to ensure it is in line with the authorized version on the system.

No part of this document may be reproduced without the expressed consent of the copyright holder, Eskom Holdings SOC Ltd, Reg No 2002/015527/30.