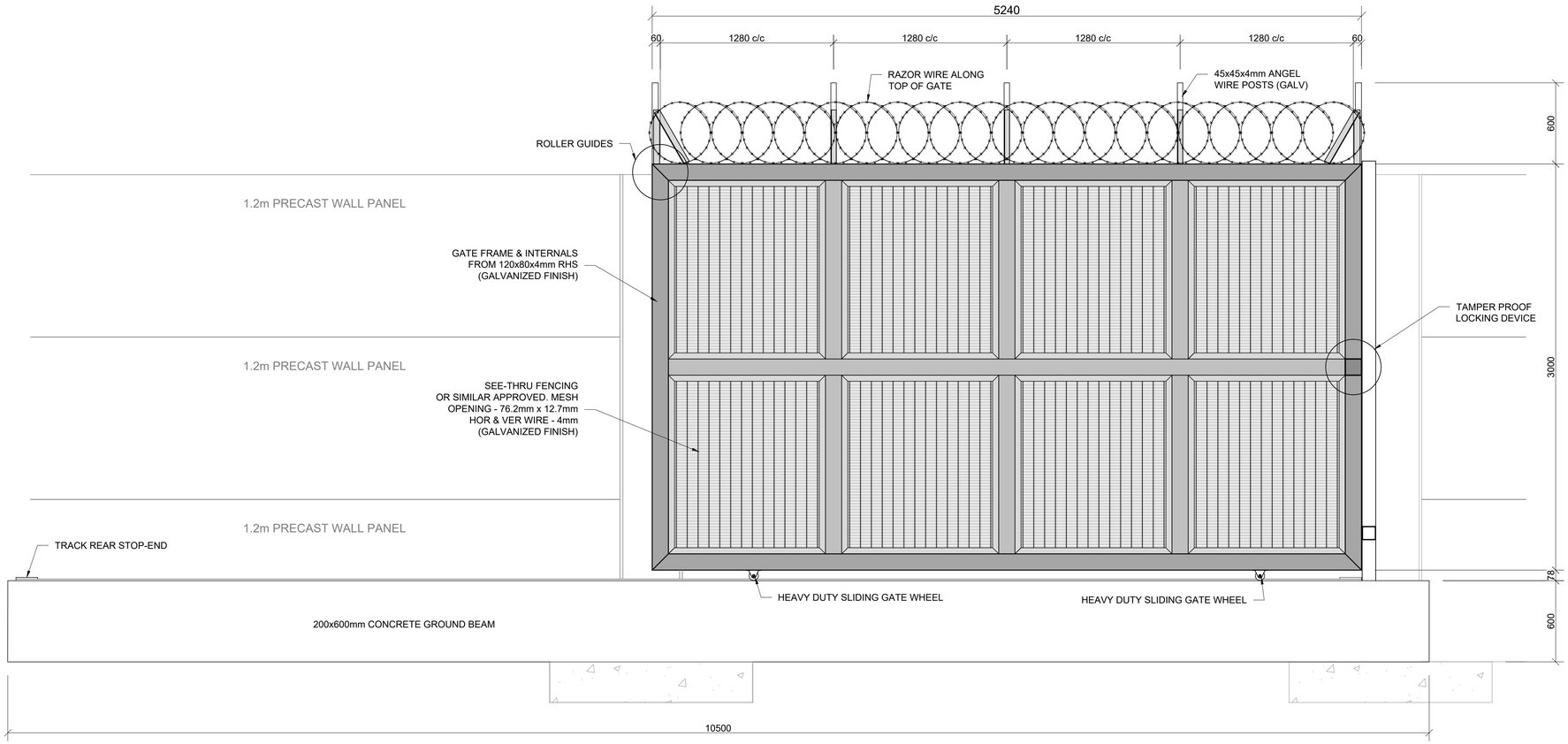


# TYPICAL ELEVATION

SCALE 1:20

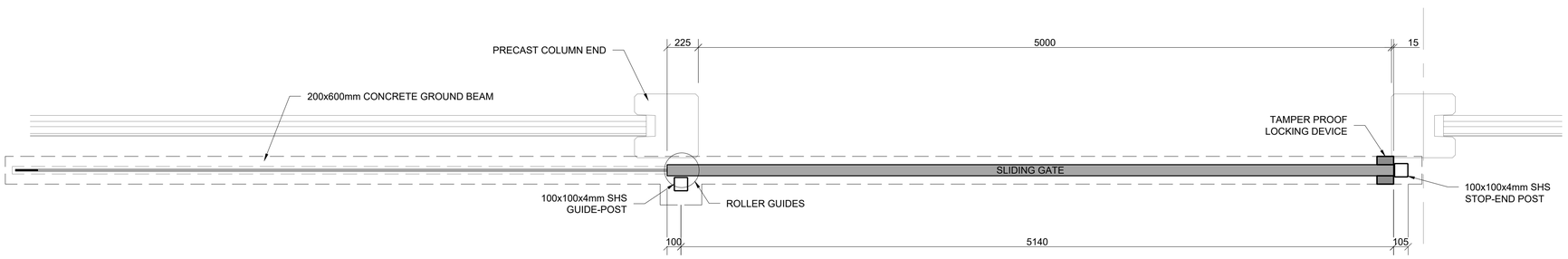


# TYPICAL PLAN

SCALE 1:20

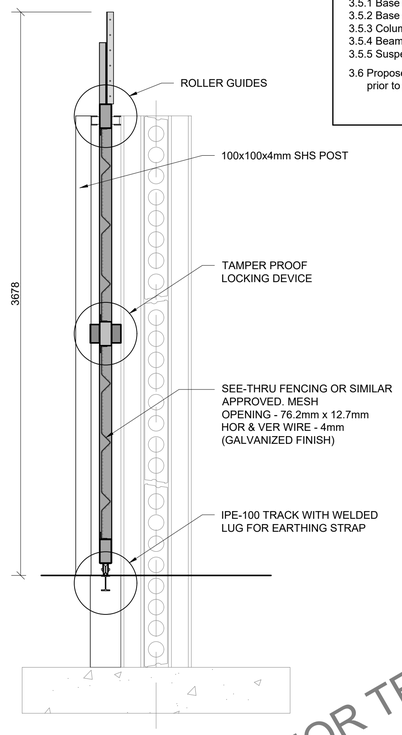


# TYPICAL SECTION

SCALE 1:20

FOR TENDER ONLY

## 4. REINFORCEMENT NOTES

4.1 Reinforcement detailing based on SANS 10144

4.2 Minimum lapping of reinforcement: 50 x smaller diameter
All laps to be staggered

4.3 Reinforcement to be securely wired at all intersections

4.4 Reinforcement must be formed around, and as close as allowed to holes, and must not be cut
All holes and voids to be checked and approved by the Engineer prior to the placement of any concrete

4.5 Mild steel (R) to comply with SABS 920 type A - Grade 3
High tensile steel (Y) to comply SABS 920 type C - Grade 1

4.6 Bending dimensions in accordance with sans 282:2011
Dimensions are all outside dimensions
Dimension d must allways be greater than 2 x bar dia.
Radius of all bends are standard unless r is given

4.7 All reinforcement to be checked and approved by the Engineer prior to the placement of any concrete
Any reinforcing not inspected before concrete is poured will not be signed off

## 5. SECURITY NOTES:

5.1 Provision - Additional features on top of wall will be subjected to security assessment. It will either be electric fence or razor coil.

## 1. GENERAL NOTES

1.1 The copyright on this dwg, including the design and details shown hereon, is reserved by the Consulting Engineers.

1.2 No scaling of dimensions from drawings allowed.

1.3 All dimensions and levels are to be verified on site by the contractor before commencing any work.

## 2. EARTHWORKS NOTES

2.1 All excavations to follow SANS 10400 PART G: Excavations

2.2 Lateral support and shoring of deep excavations to be designed and certified by a professional

2.3 Compacted fill in layers not exceeding 150mm to 97% MOD AASHTO

2.4 Approved insecticide & weedkiller to SABS spec. Code 0124 to sides and under foundations, surface-beds & paving. 10 year underwritten guarantee in favour of client supplied by specialist contractor.

2.5 All foundation excavations to be approved by the Engineer prior to placement of any concrete

2.6 Min. ground bearing pressure - 100kPa

2.7 In-situ Foundation Material is not be compacted

## 3. CONCRETE NOTES

3.1 All reinforced concrete to be vibrated

3.2 All column corners to receive chamfers

3.3 Half bricks or building debris may not be used as rebar spacers

3.4 Concrete Cube strength at 28 days
3.4.1 Foundation.....30MPa
3.4.2 Columns & Walls .....30MPa
3.4.3 Surface Beds.....30MPa
3.4.4 Suspended Slabs.....305MPa

3.5 Concrete cover to reinforcement measured to stirrups
3.5.1 Base bottom.....75mm
3.5.2 Base sides.....50mm
3.5.3 Columns.....40mm
3.5.4 Beams.....30mm
3.5.5 Suspended slabs.....25mm

3.6 Proposed mix designs to be approved by the engineer prior to placement of any concrete


CONSULTING ENGINEERS
TRI-M CONSULTING ENGINEERS
SUSSEX OFFICE PARK, 473 LYNNWOOD ROAD, PRETORIA, 0081
CLIENT POSTAL ADDRESS:
P O Box 61542
MATSHALLTOWN
2107


| | | |
|---|---|---|
| DESIGNED | P. S. Botha | 26/05/2025 |
| DRAWN | J. Nel | 26/05/2025 |
| CHECKED | P. S. Botha | 26/05/2025 |
| APPROVED BY: P. S. Botha | SIGNATURE | DATE |
| ECSA REG. No. | 730401 | |
| CHECKED | | |
| | SIGNATURE | DATE |

Johannesburg Water


PHYSICAL ADDRESS:
65 NTEMI PILISO STREET
NEWTOWN
JOHANNESBURG

TEL: (011) 688-1400
FAX: (011) 688-1529


Turffontein Corridors of Freedom
Water Upgrade
Foresthill Tower and Pump station

SECURITY SLIDING GATE

| SURVEY INFORMATION | | | | |
|---|---|---|---|---|
| PROJECT SURVEYOR: | | CHECKED | J. Nel | 22/01/2026 |
| | | APPROVED BY: | | 22/01/2026 |
| DATE: | | | SIGNATURE | DATE |
| CCTV INFORMATION | | APPROVAL BY JW PLANNING | | |
| CCTV COMPANY: | | CHECKED | | |
| | | APPROVED BY: | | |
| DATE: | | | SIGNATURE | DATE |

| APPROVAL BY JW DEPOT | | |
|---|---|---|
| CHECKED | J. Nel | 22/01/2026 |
| APPROVED BY: | | 22/01/2026 |
| | SIGNATURE | DATE |

| SCALE | | AMENDMENTS | |
|---|---|---|---|
| 1: 20 | REV: | DESCRIPTION | DATE: |
| | A | FOR TENDER ONLY | 22/01/2025 |

SCALE : 1:20

| PROJECT No. | DRAWING No. | REV. |
|---|---|---|
| JW14402 | S09 | A |

| ORIGINAL PAGE SIZE | SHEET | OF |
|---|---|---|
| A1 | 2 | 3 |

FILE No.