



GAUTENG PROVINCE
PROVINCIAL TREASURY
REPUBLIC OF SOUTH AFRICA

Provincial Supply Chain Management

Price Schedule - Goods

Page 1 of 3

Bidder Name

Bid No

NOTE: If the information required regarding each item cannot be inserted in the space provided on either page 1, 2 or 3 of this form, additional information may be attached to this form.

The Gauteng Provincial Treasury (GPT) is acting as Common Service Provider or buying organisation on behalf of all Gauteng Provincial Government Customer Departments / Institutions. The goods / services are therefore required by the Customer Department / Institution, as indicated on RFP 01.

CONDITIONS

1. All goods or services purchased will be subject to General Conditions of Contract.
2. All prices quoted must be inclusive of Value Added Tax (VAT) and prices must be quoted in South African currency.
3. In case of goods all delivery and/or railage charges must be included in the offered price(s) and goods must be delivered to the address indicated on RFP 01.
4. All delivery lead times submitted must be firm.
5. Firm prices, being prices deemed to be fixed prices, which are only subject to the following statutory changes, namely VAT and any levy related to customs and excise, are preferred to variable prices.
6. In case of bidding a price(s) subject to variance, please supply full details by completing RFP 07.
7. If an estimated quantity is called for, no guarantee is given that this or any quantity will be bought by GPG.

PRICING

ITEM NO	ESTIMATED QUANTITY	DESCRIPTION	UNIT OF MEASURE

PRICE PER UNIT OF MEASURE (including VAT)*

R

(Refer to par. 16 of RFP 03 and condition no 3 on RFP 06 page 1 of 3: in case of goods, all delivery and/or railage costs must be included in the offered price*.)

How many days from the Closing Date of the Bid is the offer valid?

DELIVERY

TIME REQUIRED FOR DELIVERY AFTER RECEIPT OF ORDER (PLEASE STATE IN HOURS, DAYS, WEEKS OR MONTHS)					
Is the delivery period(s) per item firm? (Also see condition no 4 on RFP 06 page 1 of 3)		Y		N	

MODEL, SPECIFICATION AND GUARANTEE

Brand and model		Is the offer strictly to specification?	Y		N	
------------------------	--	--	---	--	---	--

(For specification – see RFP 05)

If not to specification, state deviation

GAURANTEE



Provincial Supply Chain Management

Price Schedule - Goods

Page 2 of 3

Are the goods/services guaranteed?	Y		N	
------------------------------------	---	--	---	--

(Also see warranty requirements as required in terms of par. 15 of the General Conditions of Contract)

If a specific guarantee is required in the RFP specification, are the goods/services ACCORDINGLY guaranteed?	Y		N	
--	---	--	---	--

(For specification – see RPF 05)

MANUFACTURING (in case of goods)

Country of manufacture		Is the bidder the manufacturer of the item?	Y		N	
If not, is a Letter of Supply from the relevant manufacturer(s) attached, confirming firm supply arrangement(s)?			Y		N	

The said manufacturer/company/supplier must confirm that it has familiarised itself with:

- the item description;
- specifications; and
- bid conditions.

If the bid consist of more than one item, it should be clearly indicated in respect of which item(s) the supportive letter has been issued. Failure to submit the Letter of Supply document may invalidate the bid.

Is the bidder the accredited representative in the RSA of the manufacturer of the goods offered? (Also see RPF 01 – page 2)	Y		N	
---	---	--	---	--

Indicate names and addresses of the factories where the goods will be manufactured/inspected?

SITE INFORMATION			
Factory Name		Physical Address	
Factory Name		Physical Address	
Factory Name		Physical Address	

PHYSICAL ASSETS / EQUIPMENT (in case of goods)

What is the address in the RSA where the goods on bid, of the type offered by you may be inspected, preferably under working conditions?

What is the approximate value of spares carried in stock in the RSA for this particular make and model of equipment?	R
--	---



GAUTENG PROVINCE
PROVINCIAL TREASURY
REPUBLIC OF SOUTH AFRICA

Provincial Supply Chain Management

Price Schedule - Goods

Page 3 of 3

At what address(es) is/are these spares held in stock?

What facilities exist for servicing / maintenance of the equipment offered?

Where (at which address) are these servicing / maintenance facilities available?

IMPORTATION (in case of goods)

NOTE: The under mentioned information must be furnished where the offered price may be affected by the fluctuation in the Rate of Exchange.

(Also ensure that RFP 07 (Non-Firm Prices per item) is completed.)

Is a special import permit required?	Y		N		If only a general import permit is required, indicate your import permit number.	
--------------------------------------	---	--	---	--	--	--

Please state the amount in foreign currency in respect of each item, which will be remitted abroad.	R
---	---

At what stage will the amount be remitted abroad?	
---	--

State the Rate(s) of Exchange applied in the conversion of this amount to South African currency.					
---	--	--	--	--	--

SIGNATURE OF BIDDER		DATE	
---------------------	--	------	--



GT/GDH/060/2022

Request for Information Responses from:[illegible]

ANNEXURE 3 PRICING SCHEDULE AS AN ANNEXURE TO SBD 3.1 (FIXED COSTS)

JOHANNESBURG DISTRICT (FIXED PER MONTH)

DURABLE ITEMS - SUPPLY AND INSTALLATION					
Ref.	Brackets, baskets, free standing racks, pedal bins, lids for baskets, kick-a-bout, segregation trolley, internal trolleys, signage, freezers	*ESTIMATED QUANTITY (P/M)	ESTIMATED DURABLES FOR 36 MONTHS	PRICE PER ITEM (R) PER MONTH	ESTIMATED TOTAL (R) FOR 36 MONTHS
Fig. 1A	Sharps wall bracket (A)	98	3528		
Fig. 1B	Sharps flat wall hook bracket	98	3528		
Fig. 2	Nursing trolley sharps bracket	13	468		
Fig. 3	Wall basket	84	3024		
Fig. 4	Nursing trolley basket	84	3024		
Fig. 5	Free standing Rack (wheeled)	189	6804		
Fig. 6	Pedal bin 1 (20 litre)	5	180		
Fig. 6	Pedal bin 2 (50 litre)	87	3132		
Fig. 6	Pedal bin 3 (90 litre)	241	8676		
Fig. 7	Baskets lid	84	3024		
Fig. 8	Freestanding rack lid	189	6804		
Fig. 9	Plastic bracket	201	7236		
Fig. 10	Kick-a-bout	294	10584		
Fig. 11	Segregation trolley	294	10584		
Fig. 12	HCW transport trolley A	1	36		
	HCW transport trolley B	1	36		
	HCW transport trolley C	4	144		

Sec 6.1.5	Signage at central storage areas	2	72		
Sec 6.1.6	Freezer (770L)	2	72		
ESTIMATED TOTAL DURABLE ITEMS		1 971	70 956		

JOHANNESBURG DISTRICT (FIXED PER MONTH)

DISPOSABLE ITEMS - MONTHLY SUPPLY AND DELIVERY					
Ref.	SHARPS CONTAINERS	ESTIMATED QUANTITY (P/M)	ESTIMATED SHARPS FOR 36 MONTHS	PRICE PER ITEM (R) PER MONTH	ESTIMATED TOTAL (R) FOR 36 MONTHS
Table 2	1.5 litre square container	18	648		
	2.5 litre square container	70	2520		
	5 litre rectangular container	1000	36000		
	7.6 litre rectangular container	524	18864		
	10 litre round container	3486	125496		
	20 litre rectangular/round container	1724	62064		
	Tall slim sharps container with a minimum height of 1200-mm and a minimum diameter of 150-mm	53	1908		
ESTIMATED SUB - TOTAL SHARPS CONTAINERS		6 875	247 500		

JOHANNESBURG DISTRICT (FIXED PER MONTH)

Ref.	SPECICAN CONTAINERS	ESTIMATED QUANTITY (P/M)	ESTIMATED SPECICAN CONTAINERS FOR 36 MONTHS	PRICE PER ITEM (R) PER MONTH	ESTIMATED TOTAL (R) FOR 36 MONTHS
Table 3	2.5 litre round container	28	1008		
	5 litre round container	99	3564		
	10 litre round container	527	18972		
	20 litre round container	233	8388		
ESTIMATED SUB - TOTAL SPECICAN CONTAINERS		887	31932		

JOHANNESBURG DISTRICT (FIXED PER MONTH)

Ref.	PHARMACEUTICAL AND CHEMICAL CONTAINERS	ESTIMATED QUANTITY (P/M)	ESTIMATED PHARMACEUTICAL CONTAINERS FOR 36 MONTHS	PRICE PER ITEM (R) PER MONTH	ESTIMATED TOTAL (R) FOR 36 MONTHS
Table 4	5 litre round containers	2	72		
	20 litre round containers	350	12600		
ESTIMATED SUB - TOTAL PHARMACEUTICAL AND CHEMICAL CONTAINERS		352	12672		

JOHANNESBURG DISTRICT (FIXED PER MONTH)

Ref.	RED LINERS	ESTIMATED QUANTITY (P/M)	ESTIMATED RED LINERS FOR 36 MONTHS	PRICE PER ITEM (R) PER MONTH	ESTIMATED TOTAL (R) FOR 36 MONTHS
Table 5	2.5 litres @ 40-micron thickness (Placenta liner)	1876	67536		
	15 litres @ 60-micron thickness (Kick-about)	1953	70308		
	30 litres @ 60-micron thickness (20 litre Pedal bin 1)	5	180		
	30 litres with handles @ 40-micron thickness (Dry wall bracket)	49573	1784628		
	40 litres @ 60-micron thickness (Wall and nursing trolley baskets)	6139	221004		

	50 litres @ 60-micron thickness (Stackable container)	116	4176		
	60 litres @ 60-micron thickness (50 litre Pedal bin 2)	87	3132		
	90 litres @ 80-micron thickness (Freestanding racks)	8938	321768		
	125 litres @ 60-micron thickness (Stackable container)	1069	38484		
	125 litres @ 60-micron thickness (90 litre Pedal bin 3)	241	8676		
	140 litres @ 60-micron thickness (Cardboard box)	22	792		
	240 litres @ 80-micron thickness (Wheelie bin)	6955	250380		
	650 litres @ 80-micron thickness (Mattresses)	186	6696		
ESTIMATED SUB - TOTAL RED LINERS		77160	2 777 760		
<i>Please note that all liners should be supplied in packs of 100</i>					

JOHANNESBURG DISTRICT (FIXED PER MONTH)

Ref.	CARDBOARD BOX SET (Including lid and liner)	ESTIMATED QUANTITY (P/M)	ESTIMATED CARDBOARD BOXES FOR 36 MONTHS	PRICE PER ITEM (R) PER MONTH	ESTIMATED TOTAL (R) FOR 36 MONTHS
Table 6	25 litre cardboard box (including lid and liner)	167	6012		
	50 litre cardboard box (including lid and liner)	1043	37548		
	140 litre cardboard box (including lid and liner)	18066	650376		
	50-mm white polyethylene tape provided with non-hazardous glue on the one side.	No cost	No cost	No cost	No cost
ESTIMATED SUB - TOTAL CARDBOARD BOXES		19276	693936		

JOHANNESBURG DISTRICT (FIXED PER MONTH)

Ref.	SPILL KITS (SUPPLY AND DELIVERY)	ESTIMATED QUANTITY (P/M)	ESTIMATED SPILL KITS FOR 36 MONTHS	PRICE PER ITEM (R) PER MONTH	ESTIMATED TOTAL (R) FOR 36 MONTHS
Table 7	Supply and delivery of spill kit (10 litre)	1	36		
	Supply and delivery of spill kit (45 litre)	1	36		
	Durable PVC Carrier Bag	1	36		
	Tubes 30 Lt Coco Peat Absorbent (±30 litre)	1	36		
	1.2m Universal Absorbent Booms (2.4m in total)	1	36		
	Universal Absorbent Mats	1	36		
	5kg Chemical Absorbent Powder (±30 litre Absorption)	1	36		
	50 gm Absorbent Granules	1	36		
	Spark Resistant Dust Pan & Brush	1	36		
	Pair of Heavy Duty PVC Gloves	1	36		
	Pair of Safety Goggles	1	36		
	Dust Mask	1	36		
	Heavy Duty Recovery Bags	1	36		
	500 ml Disinfectant Spray	1	36		
	Disinfectant Wipes	1	36		
	Disposable Apron	1	36		
	Itinerary Check List	1	36		
	Spill Instruction Guide	1	36		
	1 x Antiseptic Alcohol Pad	1	36		
	1 x Disposable Wipe	1	36		
	1 x Disposable Scoop & Scraper	1	36		
	1 x Disposable Medical Bag	1	36		

	1 x Carry Bag	1	36		
ESTIMATED SUB-TOTAL FOR SPILL KITS		23	828		
ESTIMATED TOTAL DISPOSABLE ITEMS		104 573	3 764 628		

JOHANNESBURG DISTRICT (FIXED PER MONTH)

Ref.	REPLACEMENT OF REUSABLE ITEMS Replacement of reusable containers lost or severely damaged	ESTIMATED QUANTITY (P/M)	ESTIMATED REPLACEMENT OF REUSABLES ITEMS FOR 36 MONTHS	PRICE PER ITEM (R) PER MONTH	ESTIMATED TOTAL (R) FOR 36 MONTHS
Table 8	240 litre wheelie bin (red and or dark green)	1	36		
	90 litre reusable stackable container (red)	1	36		
	45 litre reusable stackable container (red)	1	36		
ESTIMATED TOTAL FOR REPLACEMENT OF REUSABLE ITEMS		3	108		

JOHANNESBURG DISTRICT (FIXED PER MONTH)

TRACKING SYSTEM					
Ref.	Total cost for bar-coding, tracking and satellite (Global positioning) tracking systems:	N/A	PRICE (R) PER MONTH FOR COMPLETE SYSTEM	N/A	ESTIMATED TOTAL (R) FOR 36 MONTHS
Section 10	Total cost for bar-coding and tracking of container system	N/A		N/A	
ESTIMATED TOTAL FOR TRACKING SYSTEM				-	

JOHANNESBURG DISTRICT (FIXED PER MONTH)

HCRW COLLECTIONS - GENERATION RATES					
Ref.	Monthly Collection, Transport, Treatment and Disposal	ESTIMATED GENERATION RATE (KG) PER MONTH	ESTIMATED TOTAL COLLECTIONS FOR 36 MONTHS	PRICE PER ITEM (R) PER MONTH	ESTIMATED TOTAL (R) FOR 36 MONTHS
Section 18	Cost per kg for the Reusable System (Minus the container weight) and the Disposable System (Including the container weight)	195 067	7 022 407		

JOHANNESBURG DISTRICT (FIXED)

SUMMARY OF RATES AND QUANTITIES - FIXED COSTS					
DESCRIPTION				TOTAL ESTIMATED AMOUNT PER MONTH	ESTIMATED TOTAL (R) FOR 36 MONTHS
Section 6	DURABLE ITEMS				
Section 7	DISPOSABLE ITEMS				
Section 8	REPLACEMENT OF REUSABLE ITEMS				
Section 9	TRACKING SYSTEM				
TOTAL OF ALL SECTIONS (FIXED CONTRACT)					

NOTE:

***Requirements for the tender will vary based on the facilities needs - items where quantities are low can be offset with an item that has more quantities or not utilised based on the price**

***The schedule of rates and quantities is a guide for the supply of durables and consumables and will vary based on facilities needs and changes in generation rates per month. Therefore service provider should not wait for the last year to provide the specified quantities in the schedule**

ANNEXURE 3 PRICING SCHEDULE AS AN ANNEXURE TO SBD 3.1 (FIXED COSTS)

WEST RAND DISTRICT (FIXED PER MONTH)

DURABLE ITEMS - SUPPLY AND INSTALLATION					
Ref.	Brackets, baskets, free standing racks, pedal bins, lids for baskets, kick-a-bout, segregation trolley, internal trolleys, signage, freezers	*ESTIMATED QUANTITY (P/M)	ESTIMATED DURABLES FOR 36 MONTHS	PRICE PER ITEM (R) PER MONTH	ESTIMATED TOTAL (R) FOR 36 MONTHS
Fig. 1A	Sharps wall bracket (A)	43	1548		
Fig. 1B	Sharps flat wall hook bracket	43	1548		
Fig. 2	Nursing trolley sharps bracket	6	216		
Fig. 3	Wall basket	42	1512		
Fig. 4	Nursing trolley basket	42	1512		
Fig. 5	Free standing Rack (wheeled)	94	3384		
Fig. 6	Pedal bin 1 (20 litre)	6	216		
Fig. 6	Pedal bin 2 (50 litre)	120	4320		
Fig. 6	Pedal bin 3 (90 litre)	120	4320		
Fig. 7	Baskets lid	42	1512		
Fig. 8	Freestanding rack lid	94	3384		
Fig. 9	Plastic bracket	100	3600		
Fig. 10	Kick-a-bout	65	2340		
Fig. 11	Segregation trolley	65	2340		
Fig. 12	HCW transport trolley A	1	36		
	HCW transport trolley B	1	36		
	HCW transport trolley C	3	108		
Sec 6.1.5	Signage at central storage areas	2	72		
Sec 6.1.6	Freezer (770L)	2	72		
ESTIMATED TOTAL DURABLE ITEMS		891	32 076		

WEST RAND DISTRICT (FIXED PER MONTH)

DISPOSABLE ITEMS - MONTHLY SUPPLY AND DELIVERY					
Ref.	SHARPS CONTAINERS	ESTIMATED QUANTITY (P/M)	ESTIMATED SHARPS FOR 36 MONTHS	PRICE PER ITEM (R) PER MONTH	ESTIMATED TOTAL (R) FOR 36 MONTHS
Table 2	1.5 litre square container	3	108		
	2.5 litre square container	6	216		
	5 litre rectangular container	5	180		
	7.6 litre rectangular container	833	29988		
	10 litre round container	429	15444		
	20 litre rectangular/round container	86	3096		
	Tall slim sharps container with a minimum height of 1200-mm and a minimum diameter of 150-mm	16	576		
ESTIMATED SUB - TOTAL SHARPS CONTAINERS		1 378	49 608		

WEST RAND DISTRICT (FIXED PER MONTH)

Ref.	SPECICAN CONTAINERS	ESTIMATED QUANTITY (P/M)	ESTIMATED SPECICAN CONTAINERS FOR 36 MONTHS	PRICE PER ITEM (R) PER MONTH	ESTIMATED TOTAL (R) FOR 36 MONTHS
Table 3	2.5 litre round container	9	324		
	5 litre round container	5	180		
	10 litre round container	145	5220		
	20 litre round container	30	1080		
ESTIMATED SUB - TOTAL SPECICAN CONTAINERS		189	6804		

WEST RAND DISTRICT (FIXED PER MONTH)

Ref.	PHARMACEUTICAL AND CHEMICAL CONTAINERS	ESTIMATED QUANTITY (P/M)	ESTIMATED PHARMACEUTICAL CONTAINERS FOR 36 MONTHS	PRICE PER ITEM (R) PER MONTH	ESTIMATED TOTAL (R) FOR 36 MONTHS
Table 4	5 litre round containers	1	36		
	20 litre round containers	23	828		
ESTIMATED SUB - TOTAL PHARMACEUTICAL AND CHEMICAL CONTAINERS		24	864		

WEST RAND DISTRICT (FIXED PER MONTH)

Ref.	RED LINERS	ESTIMATED QUANTITY (P/M)	ESTIMATED RED LINERS FOR 36 MONTHS	PRICE PER ITEM (R) PER MONTH	ESTIMATED TOTAL (R) FOR 36 MONTHS
Table 5	2.5 litres @ 40-micron thickness (Placenta liner)	7653	275508		
	15 litres @ 60-micron thickness (Kick-about)	1	36		
	30 litres @ 60-micron thickness (20 litre Pedal bin 1)	6	216		
	30 litres with handles @ 40-micron thickness (Dry wall bracket)	1	36		
	40 litres @ 60-micron thickness (Wall and nursing trolley baskets)	10393	374148		
	50 litres @ 60-micron thickness (Stackable container)	3166	113976		
	60 litres @ 60-micron thickness (50 litre Pedal bin 2)	120	4320		
	90 litres @ 80-micron thickness (Freestanding racks)	1255	45180		
	125 litres @ 60-micron thickness (Stackable container)	7	252		
	125 litres @ 60-micron thickness (90 litre Pedal bin 3)	120	4320		
	140 litres @ 60-micron thickness (Cardboard box)	3307	119052		
	240 litres @ 80-micron thickness (Wheelie bin)	1121	40356		
	650 litres @ 80-micron thickness (Mattresses)	134	4824		
ESTIMATED SUB - TOTAL RED LINERS		27284	982 224		
<i>Please note that all liners should be supplied in packs of 100</i>					

WEST RAND DISTRICT (FIXED PER MONTH)

Ref.	CARDBOARD BOX SET (Including lid and liner)	ESTIMATED QUANTITY (P/M)	ESTIMATED CARDBOARD BOXES FOR 36 MONTHS	PRICE PER ITEM (R) PER MONTH	ESTIMATED TOTAL (R) FOR 36 MONTHS
Table 6	25 litre cardboard box (including lid and liner)	26	936		
	50 litre cardboard box (including lid and liner)	409	14724		
	140 litre cardboard box (including lid and liner)	2878	103608		
	50-mm white polyethylene tape provided with non-hazardous glue on the one side.	No cost	No cost	No cost	No cost
ESTIMATED SUB - TOTAL CARDBOARD BOXES		3313	119268		

WEST RAND DISTRICT (FIXED PER MONTH)

Ref.	SPILL KITS (SUPPLY AND DELIVERY)	ESTIMATED QUANTITY (P/M)	ESTIMATED SPILL KITS FOR 36 MONTHS	PRICE PER ITEM (R) PER MONTH	ESTIMATED TOTAL (R) FOR 36 MONTHS
Table 7	Supply and delivery of spill kit (10 litre)	1	36		
	Supply and delivery of spill kit (45 litre)	1	36		
	Durable PVC Carrier Bag	1	36		
	Tubes 30 Lt Coco Peat Absorbent (±30 litre)	1	36		
	1.2m Universal Absorbent Booms (2.4m in total)	1	36		
	Universal Absorbent Mats	1	36		
	5kg Chemical Absorbent Powder (±30 litre Absorption)	1	36		
	50 gm Absorbent Granules	1	36		
	Spark Resistant Dust Pan & Brush	1	36		
	Pair of Heavy Duty PVC Gloves	1	36		
	Pair of Safety Goggles	1	36		
	Dust Mask	1	36		
	Heavy Duty Recovery Bags	1	36		
	500 ml Disinfectant Spray	1	36		
	Disinfectant Wipes	1	36		

	Disposable Apron	1	36		
	Itinerary Check List	1	36		
	Spill Instruction Guide	1	36		
	1 x Antiseptic Alcohol Pad	1	36		
	1 x Disposable Wipe	1	36		
	1 x Disposable Scoop & Scraper	1	36		
	1 x Disposable Medical Bag	1	36		
	1 x Carry Bag	1	36		
ESTIMATED SUB-TOTAL FOR SPILL KITS		23	828		
ESTIMATED TOTAL DISPOSABLE ITEMS		32 211	1 159 596		

WEST RAND DISTRICT (FIXED PER MONTH)

Ref.	REPLACEMENT OF REUSABLE ITEMS Replacement of reusable containers lost or severely damaged	ESTIMATED QUANTITY (P/M)	ESTIMATED REPLACEMENT OF REUSABLES ITEMS FOR 36 MONTHS	PRICE PER ITEM (R) PER MONTH	ESTIMATED TOTAL (R) FOR 36 MONTHS
Table 8	240 litre wheelie bin (red and or dark green)	1	36		
	90 litre reusable stackable container (red)	1	36		
	45 litre reusable stackable container (red)	1	36		
ESTIMATED TOTAL FOR REPLACEMENT OF REUSABLE ITEMS		3	108		

WEST RAND DISTRICT (FIXED PER MONTH)

TRACKING SYSTEM					
Ref.	Total cost for bar-coding, tracking and satellite (Global positioning) tracking systems:	N/A	PRICE (R) PER MONTH FOR COMPLETE SYSTEM	N/A	ESTIMATED TOTAL (R) FOR 36 MONTHS
Section 10	Total cost for bar-coding and tracking of container system	N/A		N/A	
ESTIMATED TOTAL FOR TRACKING SYSTEM				-	

WEST RAND DISTRICT (FIXED PER MONTH)

HCRW COLLECTIONS - GENERATION RATES					
Ref.	Monthly Collection, Transport, Treatment and Disposal	ESTIMATED GENERATION RATE (KG) PER MONTH	ESTIMATED TOTAL COLLECTIONS FOR 36 MONTHS	PRICE PER ITEM (R) PER MONTH	ESTIMATED TOTAL (R) FOR 36 MONTHS
Section 18	Cost per kg for the Reusable System (Minus the container weight) and the Disposable System (Including the container weight)	32 655	1 175 580		

WEST RAND DISTRICT (FIXED PER MONTH)

SUMMARY OF RATES AND QUANTITIES - FIXED COSTS			
DESCRIPTION		TOTAL ESTIMATED AMOUNT PER MONTH	ESTIMATED TOTAL (R) FOR 36 MONTHS
Section 6	DURABLE ITEMS		
Section 7	DISPOSABLE ITEMS		
Section 8	REPLACEMENT OF REUSABLE ITEMS		
Section 9	TRACKING SYSTEM		
TOTAL OF ALL SECTIONS (FIXED CONTRACT)			
NOTE	*Requirements for the tender will vary based on the facilities needs - items where quantities are low can be offset with an item that has more quantities or not utilised based on the price		
*The schedule of rates and quantities is a guide for the supply of durables and consumables and will vary based on facilities needs and changes in generation rates per month. Therefore service provider should not wait for the last year to provide the specified quantities in the schedule			

ANNEXURE 3 PRICING SCHEDULE AS AN ANNEXURE TO SBD 3.1 (FIXED COSTS)

EKURHULENI DISTRICT (FIXED PER MONTH)

DURABLE ITEMS - SUPPLY AND INSTALLATION					
Ref.	Brackets, baskets, free standing racks, pedal bins, lids for baskets, kick-a-bout, segregation trolley, internal trolleys, signage, freezers	*ESTIMATED QUANTITY (P/M)	ESTIMATED DURABLES FOR 36 MONTHS	PRICE PER ITEM (R) PER MONTH	ESTIMATED TOTAL (R) FOR 36 MONTHS
Fig. 1A	Sharps wall bracket (A)	28	1008		
Fig. 1B	Sharps flat wall hook bracket	28	1008		
Fig. 2	Nursing trolley sharps bracket	11	396		
Fig. 3	Wall basket	11	396		
Fig. 4	Nursing trolley basket	92	3312		
Fig. 5	Free standing Rack (wheeled)	83	2988		
Fig. 6	Pedal bin 1 (20 litre)	9	324		
Fig. 6	Pedal bin 2 (50 litre)	42	1512		
Fig. 6	Pedal bin 3 (90 litre)	208	7488		
Fig. 7	Baskets lid	11	396		
Fig. 8	Freestanding rack lid	83	2988		
Fig. 9	Plastic bracket	22	792		
Fig. 10	Kick-a-bout	56	2016		
Fig. 11	Segregation trolley	56	2016		
Fig. 12	HCW transport trolley A	1	36		
	HCW transport trolley B	1	36		
	HCW transport trolley C	3	108		
Sec 6.1.5	Signage at central storage areas	2	72		
Sec 6.1.6	Freezer (770L)	2	72		
ESTIMATED TOTAL DURABLE ITEMS		749	26 964		

EKURHULENI DISTRICT (FIXED PER MONTH)

DISPOSABLE ITEMS - MONTHLY SUPPLY AND DELIVERY					
Ref.	SHARPS CONTAINERS	ESTIMATED QUANTITY (P/M)	ESTIMATED SHARPS FOR 36 MONTHS	PRICE PER ITEM (R) PER MONTH	ESTIMATED TOTAL (R) FOR 36 MONTHS
Table 2	1.5 litre square container	43	1548		
	2.5 litre square container	34	1224		
	5 litre rectangular container	419	15084		
	7.6 litre rectangular container	931	33516		
	10 litre round container	2236	80496		
	20 litre rectangular/round container	1187	42732		
	Tall slim sharps container with a minimum height of 1200-mm and a minimum diameter of 150-mm	22	792		
ESTIMATED SUB - TOTAL SHARPS CONTAINERS		4 872	175 392		

EKURHULENI DISTRICT (FIXED PER MONTH)

Ref.	SPECICAN CONTAINERS	ESTIMATED QUANTITY (P/M)	ESTIMATED SPECICAN CONTAINERS FOR 36 MONTHS	PRICE PER ITEM (R) PER MONTH	ESTIMATED TOTAL (R) FOR 36 MONTHS
Table 3	2.5 litre round container	10	360		
	5 litre round container	12	432		
	10 litre round container	950	34200		
	20 litre round container	240	8640		
ESTIMATED SUB - TOTAL SPECICAN CONTAINERS		1212	43632		

EKURHULENI DISTRICT (FIXED PER MONTH)

Ref.	PHARMACEUTICAL AND CHEMICAL CONTAINERS	ESTIMATED QUANTITY (P/M)	ESTIMATED PHARMACEUTICAL CONTAINERS FOR 36 MONTHS	PRICE PER ITEM (R) PER MONTH	ESTIMATED TOTAL (R) FOR 36 MONTHS
Table 4	5 litre round containers	3	108		
	20 litre round containers	338	12168		
ESTIMATED SUB - TOTAL PHARMACEUTICAL AND CHEMICAL CONTAINERS		341	12276		

EKURHULENI DISTRICT (FIXED PER MONTH)

Ref.	RED LINERS	ESTIMATED QUANTITY (P/M)	ESTIMATED RED LINERS FOR 36 MONTHS	PRICE PER ITEM (R) PER MONTH	ESTIMATED TOTAL (R) FOR 36 MONTHS
Table 5	2.5 litres @ 40-micron thickness (Placenta liner)	4343	156348		
	15 litres @ 60-micron thickness (Kick-about)	1706	61416		
	30 litres @ 60-micron thickness (20 litre Pedal bin 1)	9	324		
	30 litres with handles @ 40-micron thickness (Dry wall bracket)	596	21456		
	40 litres @ 60-micron thickness (Wall and nursing trolley baskets)	11975	431100		
	50 litres @ 60-micron thickness (Stackable container)	2403	86508		
	60 litres @ 60-micron thickness (50 litre Pedal bin 2)	42	1512		
	90 litres @ 80-micron thickness (Freestanding racks)	19650	707400		
	125 litres @ 60-micron thickness (Stackable container)	1	36		
	125 litres @ 60-micron thickness (90 litre Pedal bin 3)	208	7488		
	140 litres @ 60-micron thickness (Cardboard box)	565	20340		
	240 litres @ 80-micron thickness (Wheelie bin)	4136	148896		
	650 litres @ 80-micron thickness (Mattresses)	2895	104220		
ESTIMATED SUB - TOTAL RED LINERS		48529	1 747 044		
<i>Please note that all liners should be supplied in packs of 100</i>					

EKURHULENI DISTRICT (FIXED PER MONTH)

Ref.	CARDBOARD BOX SET (Including lid and liner)	ESTIMATED QUANTITY (P/M)	ESTIMATED CARDBOARD BOXES FOR 36 MONTHS	PRICE PER ITEM (R) PER MONTH	ESTIMATED TOTAL (R) FOR 36 MONTHS
Table 6	25 litre cardboard box (including lid and liner)	329	11844		
	50 litre cardboard box (including lid and liner)	1512	54432		
	140 litre cardboard box (including lid and liner)	7471	268956		
	50-mm white polyethylene tape provided with non-hazardous glue on the one side.	No cost	No cost	No cost	No cost
ESTIMATED SUB - TOTAL CARDBOARD BOXES		9312	335232		

EKURHULENI DISTRICT (FIXED PER MONTH)

Ref.	SPILL KITS (SUPPLY AND DELIVERY)	ESTIMATED QUANTITY (P/M)	ESTIMATED SPILL KITS FOR 36 MONTHS	PRICE PER ITEM (R) PER MONTH	ESTIMATED TOTAL (R) FOR 36 MONTHS
Table 7	Supply and delivery of spill kit (10 litre)	1	36		
	Supply and delivery of spill kit (45 litre)	1	36		
	Durable PVC Carrier Bag	1	36		
	Tubes 30 Lt Coco Peat Absorbent (±30 litre)	1	36		
	1.2m Universal Absorbent Booms (2.4m in total)	1	36		
	Universal Absorbent Mats	1	36		
	5kg Chemical Absorbent Powder (±30 litre Absorption)	1	36		
	50 gm Absorbent Granules	1	36		
	Spark Resistant Dust Pan & Brush	1	36		
	Pair of Heavy Duty PVC Gloves	1	36		
	Pair of Safety Goggles	1	36		
	Dust Mask	1	36		
	Heavy Duty Recovery Bags	1	36		
	500 ml Disinfectant Spray	1	36		
	Disinfectant Wipes	1	36		
	Disposable Apron	1	36		
	Itinerary Check List	1	36		

	Spill Instruction Guide	1	36		
	1 x Antiseptic Alcohol Pad	1	36		
	1 x Disposable Wipe	1	36		
	1 x Disposable Scoop & Scraper	1	36		
	1 x Disposable Medical Bag	1	36		
	1 x Carry Bag	1	36		
ESTIMATED SUB-TOTAL FOR SPILL KITS		23	828		
ESTIMATED TOTAL DISPOSABLE ITEMS		64 289	2 314 404		

EKURHULENI DISTRICT (FIXED PER MONTH)

Ref.	REPLACEMENT OF REUSABLE ITEMS Replacement of reusable containers lost or severely damaged	ESTIMATED QUANTITY (P/M)	ESTIMATED REPLACEMENT OF REUSABLES ITEMS FOR 36 MONTHS	PRICE PER ITEM (R) PER MONTH	ESTIMATED TOTAL (R) FOR 36 MONTHS
Table 8	240 litre wheelie bin (red and or dark green)	1	36		
	90 litre reusable stackable container (red)	1	36		
	45 litre reusable stackable container (red)	1	36		
ESTIMATED TOTAL FOR REPLACEMENT OF REUSABLE ITEMS		3	108		

EKURHULENI DISTRICT (FIXED PER MONTH)

TRACKING SYSTEM					
Ref.	Total cost for bar-coding, tracking and satellite (Global positioning) tracking systems:	N/A	PRICE (R) PER MONTH FOR COMPLETE SYSTEM	N/A	ESTIMATED TOTAL (R) FOR 36 MONTHS
Section 10	Total cost for bar-coding and tracking of container system	N/A		N/A	
ESTIMATED TOTAL FOR TRACKING SYSTEM				-	

EKURHULENI DISTRICT (FIXED PER MONTH)

HCRW COLLECTIONS - GENERATION RATES					
Ref.	Monthly Collection, Transport, Treatment and Disposal	ESTIMATED GENERATION RATE (KG) PER MONTH	ESTIMATED TOTAL COLLECTIONS FOR 36 MONTHS	PRICE PER ITEM (R) PER MONTH	ESTIMATED TOTAL (R) FOR 36 MONTHS
Section 18	Cost per kg for the Reusable System (Minus the container weight) and the Disposable System (Including the container weight)	189 494	6 821 771		

EKURHULENI DISTRICT (FIXED PER MONTH)

SUMMARY OF RATES AND QUANTITIES - FIXED COSTS			
DESCRIPTION		TOTAL ESTIMATED AMOUNT PER MONTH	ESTIMATED TOTAL (R) FOR 36 MONTHS
Section 6	DURABLE ITEMS		
Section 7	DISPOSABLE ITEMS		
Section 8	REPLACEMENT OF REUSABLE ITEMS		
Section 9	TRACKING SYSTEM		
TOTAL OF ALL SECTIONS (FIXED CONTRACT)			

NOTE:

*Requirements for the tender will vary based on the facilities needs - items where quantities are low can be offset with an item that has more quantities or not utilised based on the price
*The schedule of rates and quantities is a guide for the supply of durables and consumables and will vary based on facilities needs and changes in generation rates per month. Therefore, service provider should not wait for the last year to provide the specified quantities in the schedule

ANNEXURE 3 PRICING SCHEDULE AS AN ANNEXURE TO SBD 3.1 (FIXED COSTS)**SEDIBENG DISTRICT (FIXED PER MONTH)**

DURABLE ITEMS - SUPPLY AND INSTALLATION					
Ref.	Brackets, baskets, free standing racks, pedal bins, lids for baskets, kick-a-bout, segregation trolley, internal trolleys, signage, freezers	*ESTIMATED QUANTITY (P/M)	ESTIMATED DURABLES FOR 36 MONTHS	PRICE PER ITEM (R) PER MONTH	ESTIMATED TOTAL (R) FOR 36 MONTHS
Fig. 1A	Sharps wall bracket (A)	43	1548		
Fig. 1B	Sharps flat wall hook bracket	43	1548		
Fig. 2	Nursing trolley sharps bracket	6	216		
Fig. 3	Wall basket	42	1512		
Fig. 4	Nursing trolley basket	42	1512		
Fig. 5	Free standing Rack (wheeled)	94	3384		
Fig. 6	Pedal bin 1 (20 litre)	3	108		
Fig. 6	Pedal bin 2 (50 litre)	13	468		
Fig. 6	Pedal bin 3 (90 litre)	120	4320		
Fig. 7	Baskets lid	42	1512		
Fig. 8	Freestanding rack lid	94	3384		
Fig. 9	Plastic bracket	100	3600		
Fig. 10	Kick-a-bout	65	2340		
Fig. 11	Segregation trolley	65	2340		
Fig. 12	HCW transport trolley A	1	36		
	HCW transport trolley B	1	36		
	HCW transport trolley C	3	108		
Sec 6.1.5	Signage at central storage areas	2	72		
Sec 6.1.6	Freezer (770L)	2	72		
ESTIMATED TOTAL DURABLE ITEMS		781	28 116		

SEDIBENG DISTRICT (FIXED PER MONTH)

DISPOSABLE ITEMS - MONTHLY SUPPLY AND DELIVERY					
Ref.	SHARPS CONTAINERS	ESTIMATED QUANTITY (P/M)	ESTIMATED SHARPS FOR 36 MONTHS	PRICE PER ITEM (R) PER MONTH	ESTIMATED TOTAL (R) FOR 36 MONTHS
Table 2	1.5 litre square container	17	612		
	2.5 litre square container	15	540		
	5 litre rectangular container	281	10116		
	7.6 litre rectangular container	221	7956		
	10 litre round container	429	15444		
	20 litre rectangular/round container	422	15192		
	Tall slim sharps container with a minimum height of 1200-mm and a minimum diameter of 150-mm	7	252		
ESTIMATED SUB - TOTAL SHARPS CONTAINERS		1 392	50 112		

SEDIBENG DISTRICT (FIXED PER MONTH)

Ref.	SPECICAN CONTAINERS	ESTIMATED QUANTITY (P/M)	ESTIMATED SPECICAN CONTAINERS FOR 36 MONTHS	PRICE PER ITEM (R) PER MONTH	ESTIMATED TOTAL (R) FOR 36 MONTHS
Table 3	2.5 litre round container	11	396		
	5 litre round container	31	1116		
	10 litre round container	340	12240		
	20 litre round container	1099	39564		
ESTIMATED SUB - TOTAL SPECICAN CONTAINERS		1481	53316		

SEDIBENG DISTRICT (FIXED PER MONTH)

Ref.	PHARMACEUTICAL AND CHEMICAL CONTAINERS	ESTIMATED QUANTITY (P/M)	ESTIMATED PHARMACEUTICAL CONTAINERS FOR 36 MONTHS	PRICE PER ITEM (R) PER MONTH	ESTIMATED TOTAL (R) FOR 36 MONTHS
Table 4	5 litre round containers	1	36		
	20 litre round containers	33	1188		
ESTIMATED SUB - TOTAL PHARMACEUTICAL AND CHEMICAL CONTAINERS		34	1224		

SEDIBENG DISTRICT (FIXED PER MONTH)

Ref.	RED LINERS	ESTIMATED QUANTITY (P/M)	ESTIMATED RED LINERS FOR 36 MONTHS	PRICE PER ITEM (R) PER MONTH	ESTIMATED TOTAL (R) FOR 36 MONTHS
Table 5	2.5 litres @ 40-micron thickness (Placenta liner)	858	30888		
	15 litres @ 60-micron thickness (Kick-about)	580	20880		
	30 litres @ 60-micron thickness (20 litre Pedal bin 1)	3	108		
	30 litres with handles @ 40-micron thickness (Dry wall bracket)	1	36		
	40 litres @ 60-micron thickness (Wall and nursing trolley baskets)	3086	111096		
	50 litres @ 60-micron thickness (Stackable container)	1	36		
	60 litres @ 60-micron thickness (50 litre Pedal bin 2)	13	468		
	90 litres @ 80-micron thickness (Freestanding racks)	7847	282492		
	125 litres @ 60-micron thickness (Stackable container)	1	36		
	125 litres @ 60-micron thickness (90 litre Pedal bin 3)	120	4320		
	140 litres @ 60-micron thickness (Cardboard box)	1	36		
	240 litres @ 80-micron thickness (Wheelie bin)	1237	44532		
	650 litres @ 80-micron thickness (Mattresses)	37	1332		
ESTIMATED SUB - TOTAL RED LINERS		13785	496 260		
<i>Please note that all liners should be supplied in packs of 100</i>					

SEDIBENG DISTRICT (FIXED PER MONTH)

Ref.	CARDBOARD BOX SET (Including lid and liner)	ESTIMATED QUANTITY (P/M)	ESTIMATED CARDBOARD BOXES FOR 36 MONTHS	PRICE PER ITEM (R) PER MONTH	ESTIMATED TOTAL (R) FOR 36 MONTHS
Table 6	25 litre cardboard box (including lid and liner)	205	7380		
	50 litre cardboard box (including lid and liner)	301	10836		
	140 litre cardboard box (including lid and liner)	2695	97020		
	50-mm white polyethylene tape provided with non-hazardous glue on the one side.	No cost	No cost	No cost	No cost
ESTIMATED SUB - TOTAL CARDBOARD BOXES		3201	115236		

SEDIBENG DISTRICT (FIXED PER MONTH)

Ref.	SPILL KITS (SUPPLY AND DELIVERY)	ESTIMATED QUANTITY (P/M)	ESTIMATED SPILL KITS FOR 36 MONTHS	PRICE PER ITEM (R) PER MONTH	ESTIMATED TOTAL (R) FOR 36 MONTHS
Table 7	Supply and delivery of spill kit (10 litre)	1	36		
	Supply and delivery of spill kit (45 litre)	1	36		
	Durable PVC Carrier Bag	1	36		
	Tubes 30 Lt Coco Peat Absorbent (±30 litre)	1	36		
	1.2m Universal Absorbent Booms (2.4m in total)	1	36		
	Universal Absorbent Mats	1	36		
	5kg Chemical Absorbent Powder (±30 litre Absorption)	1	36		
	50 gm Absorbent Granules	1	36		
	Spark Resistant Dust Pan & Brush	1	36		
	Pair of Heavy Duty PVC Gloves	1	36		
	Pair of Safety Goggles	1	36		
	Dust Mask	1	36		
	Heavy Duty Recovery Bags	1	36		
	500 ml Disinfectant Spray	1	36		

	Disinfectant Wipes	1	36		
	Disposable Apron	1	36		
	Itinerary Check List	1	36		
	Spill Instruction Guide	1	36		
	1 x Antiseptic Alcohol Pad	1	36		
	1 x Disposable Wipe	1	36		
	1 x Disposable Scoop & Scraper	1	36		
	1 x Disposable Medical Bag	1	36		
	1 x Carry Bag	1	36		
ESTIMATED SUB-TOTAL FOR SPILL KITS		23	828		
ESTIMATED TOTAL DISPOSABLE ITEMS		19 916	716 976		

SEDIBENG DISTRICT (FIXED PER MONTH)

Ref.	REPLACEMENT OF REUSABLE ITEMS Replacement of reusable containers lost or severely damaged	ESTIMATED QUANTITY (P/M)	ESTIMATED REPLACEMENT OF REUSABLES ITEMS FOR 36 MONTHS	PRICE PER ITEM (R) PER MONTH	ESTIMATED TOTAL (R) FOR 36 MONTHS
Table 8	240 litre wheelie bin (red and or dark green)	1	36		
	90 litre reusable stackable container (red)	1	36		
	45 litre reusable stackable container (red)	1	36		
ESTIMATED TOTAL FOR REPLACEMENT OF REUSABLE ITEMS		3	108		

SEDIBENG DISTRICT (FIXED PER MONTH)

TRACKING SYSTEM					
Ref.	Total cost for bar-coding, tracking and satellite (Global positioning) tracking systems:	N/A	PRICE (R) PER MONTH FOR COMPLETE SYSTEM	N/A	ESTIMATED TOTAL (R) FOR 36 MONTHS
Section 10	Total cost for bar-coding and tracking of container system	N/A		N/A	
ESTIMATED TOTAL FOR TRACKING SYSTEM				-	

SEDIBENG DISTRICT (FIXED PER MONTH)

HCRW COLLECTIONS - GENERATION RATES					
Ref.	Monthly Collection, Transport, Treatment and Disposal	ESTIMATED GENERATION RATE (KG) PER MONTH	ESTIMATED TOTAL COLLECTIONS FOR 36 MONTHS	PRICE PER ITEM (R) PER MONTH	ESTIMATED TOTAL (R) FOR 36 MONTHS
Section 18	Cost per kg for the Reusable System (Minus the container weight) and the Disposable System (Including the container weight)	37 970	1 366 914		

SEDIBENG DISTRICT (FIXED PER MONTH)

SUMMARY OF RATES AND QUANTITIES - FIXED COSTS			
DESCRIPTION		TOTAL ESTIMATED AMOUNT PER MONTH	ESTIMATED TOTAL (R) FOR 36 MONTHS
Section 6	DURABLE ITEMS		
Section 7	DISPOSABLE ITEMS		
Section 8	REPLACEMENT OF REUSABLE ITEMS		
Section 9	TRACKING SYSTEM		
TOTAL OF ALL SECTIONS (FIXED CONTRACT)			

NOTE:

*Requirements for the tender will vary based on the facilities needs - items where quantities are low can be offset with an item that has more quantities or not utilised based on the price

*The schedule of rates and quantities is a guide for the supply of durables and consumables and will vary based on facilities needs and changes in generation rates per month. Therefore, service provider should not wait for the last year to provide the specified quantities in the schedule

ANNEXURE 3 PRICING SCHEDULE AS AN ANNEXURE TO SBD 3.1 (FIXED COSTS)**TSHWANE DISTRICT (FIXED PER MONTH)**

DURABLE ITEMS - SUPPLY AND INSTALLATION					
Ref.	Brackets, baskets, free standing racks, pedal bins, lids for baskets, kick-a-bout, segregation trolley, internal trolleys, signage, freezers	*ESTIMATED QUANTITY (P/M)	ESTIMATED DURABLES FOR 36 MONTHS	PRICE PER ITEM (R) PER MONTH	ESTIMATED TOTAL (R) FOR 36 MONTHS
Fig. 1A	Sharps wall bracket (A)	25	900		
Fig. 1B	Sharps flat wall hook bracket	25	900		
Fig. 2	Nursing trolley sharps bracket	3	108		
Fig. 3	Wall basket	28	1008		
Fig. 4	Nursing trolley basket	14	504		
Fig. 5	Free standing Rack (wheeled)	127	4572		
Fig. 6	Pedal bin 1 (20 litre)	1	36		
Fig. 6	Pedal bin 2 (50 litre)	107	3852		
Fig. 6	Pedal bin 3 (90 litre)	248	8928		
Fig. 7	Baskets lid	28	1008		
Fig. 8	Freestanding rack lid	127	4572		
Fig. 9	Plastic bracket	139	5004		
Fig. 10	Kick-a-bout	139	5004		
Fig. 11	Segregation trolley	139	5004		
Fig. 12	HCW transport trolley A	1	36		
	HCW transport trolley B	1	36		
	HCW transport trolley C	3	108		
Sec 6.1.5	Signage at central storage areas	2	72		
Sec 6.1.6	Freezer (770L)	2	72		
ESTIMATED TOTAL DURABLE ITEMS		1 159	41 724		

TSHWANE DISTRICT (FIXED PER MONTH)

DISPOSABLE ITEMS - MONTHLY SUPPLY AND DELIVERY					
Ref.	SHARPS CONTAINERS	ESTIMATED QUANTITY (P/M)	ESTIMATED SHARPS FOR 36 MONTHS	PRICE PER ITEM (R) PER MONTH	ESTIMATED TOTAL (R) FOR 36 MONTHS
Table 2	1.5 litre square container	31	1116		
	2.5 litre square container	150	5400		
	5 litre rectangular container	1552	55872		
	7.6 litre rectangular container	1693	60948		
	10 litre round container	1184	42624		
	20 litre rectangular/round container	1369	49284		
	Tall slim sharps container with a minimum height of 1200-mm and a minimum diameter of 150-mm	117	4212		
ESTIMATED SUB - TOTAL SHARPS CONTAINERS		6 096	219 456		

TSHWANE DISTRICT (FIXED PER MONTH)

Ref.	SPECICAN CONTAINERS	ESTIMATED QUANTITY (P/M)	ESTIMATED SPECICAN CONTAINERS FOR 36 MONTHS	PRICE PER ITEM (R) PER MONTH	ESTIMATED TOTAL (R) FOR 36 MONTHS
Table 3	2.5 litre round container	233	8388		
	5 litre round container	23	828		
	10 litre round container	133	4788		
	20 litre round container	366	13176		
ESTIMATED SUB - TOTAL SPECICAN CONTAINERS		755	27180		

TSHWANE DISTRICT (FIXED PER MONTH)

Ref.	PHARMACEUTICAL AND CHEMICAL CONTAINERS	ESTIMATED QUANTITY (P/M)	ESTIMATED PHARMACEUTICAL CONTAINERS FOR 36 MONTHS	PRICE PER ITEM (R) PER MONTH	ESTIMATED TOTAL (R) FOR 36 MONTHS
Table 4	5 litre round containers	16	576		
	20 litre round containers	337	12132		
ESTIMATED SUB - TOTAL PHARMACEUTICAL AND CHEMICAL CONTAINERS		353	12708		

SHWANE DISTRICT (FIXED PER MONTH)

Ref.	RED LINERS	ESTIMATED QUANTITY (P/M)	ESTIMATED RED LINERS FOR 36 MONTHS	PRICE PER ITEM (R) PER MONTH	ESTIMATED TOTAL (R) FOR 36 MONTHS
Table 5	2.5 litres @ 40-micron thickness (Placenta liner)	5236	188496		
	15 litres @ 60-micron thickness (Kick-about)	1	36		
	30 litres @ 60-micron thickness (20 litre Pedal bin 1)	1	36		
	30 litres with handles @ 40-micron thickness (Dry wall bracket)	1	36		
	40 litres @ 60-micron thickness (Wall and nursing trolley baskets)	15232	548352		
	50 litres @ 60-micron thickness (Stackable container)	4493	161748		
	60 litres @ 60-micron thickness (50 litre Pedal bin 2)	107	3852		
	90 litres @ 80-micron thickness (Freestanding racks)	4434	159624		
	125 litres @ 60-micron thickness (Stackable container)	4182	150552		
	125 litres @ 60-micron thickness (90 litre Pedal bin 3)	248	8928		
	140 litres @ 60-micron thickness (Cardboard box)	7616	274176		
	240 litres @ 80-micron thickness (Wheelie bin)	5642	203112		
	650 litres @ 80-micron thickness (Mattresses)	63	2268		
ESTIMATED SUB - TOTAL RED LINERS		47256	1 701 216		
<i>Please note that all liners should be supplied in packs of 100</i>					

TSHWANE DISTRICT (FIXED PER MONTH)

Ref.	CARDBOARD BOX SET (Including lid and liner)	ESTIMATED QUANTITY (P/M)	ESTIMATED CARDBOARD BOXES FOR 36 MONTHS	PRICE PER ITEM (R) PER MONTH	ESTIMATED TOTAL (R) FOR 36 MONTHS
Table 6	25 litre cardboard box (including lid and liner)	35	1260		
	50 litre cardboard box (including lid and liner)	3860	138960		
	140 litre cardboard box (including lid and liner)	8940	321840		
	50-mm white polyethylene tape provided with non-hazardous glue on the one side.	No cost	No cost	No cost	No cost
ESTIMATED SUB - TOTAL CARDBOARD BOXES		12835	462060		

TSHWANE DISTRICT (FIXED PER MONTH)

Ref.	SPILL KITS (SUPPLY AND DELIVERY)	ESTIMATED QUANTITY (P/M)	ESTIMATED SPILL KITS FOR 36 MONTHS	PRICE PER ITEM (R) PER MONTH	ESTIMATED TOTAL (R) FOR 36 MONTHS
Table 7	Supply and delivery of spill kit (10 litre)	1	36		
	Supply and delivery of spill kit (45 litre)	1	36		
	Durable PVC Carrier Bag	1	36		
	Tubes 30 Lt Coco Peat Absorbent (±30 litre)	1	36		
	1.2m Universal Absorbent Booms (2.4m in total)	1	36		
	Universal Absorbent Mats	1	36		
	5kg Chemical Absorbent Powder (±30 litre Absorption)	1	36		
	50 gm Absorbent Granules	1	36		
	Spark Resistant Dust Pan & Brush	1	36		
	Pair of Heavy Duty PVC Gloves	1	36		
	Pair of Safety Goggles	1	36		
	Dust Mask	1	36		
	Heavy Duty Recovery Bags	1	36		
	500 ml Disinfectant Spray	1	36		

	Disinfectant Wipes	1	36		
	Disposable Apron	1	36		
	Itinerary Check List	1	36		
	Spill Instruction Guide	1	36		
	1 x Antiseptic Alcohol Pad	1	36		
	1 x Disposable Wipe	1	36		
	1 x Disposable Scoop & Scraper	1	36		
	1 x Disposable Medical Bag	1	36		
	1 x Carry Bag	1	36		
ESTIMATED SUB-TOTAL FOR SPILL KITS		23	828		
ESTIMATED TOTAL DISPOSABLE ITEMS		67 318	2 423 448		

TSHWANE DISTRICT (FIXED PER MONTH)

Ref.	REPLACEMENT OF REUSABLE ITEMS Replacement of reusable containers lost or severely damaged	ESTIMATED QUANTITY (P/M)	ESTIMATED REPLACEMENT OF REUSABLES ITEMS FOR 36 MONTHS	PRICE PER ITEM (R) PER MONTH	ESTIMATED TOTAL (R) FOR 36 MONTHS
Table 8	240 litre wheelie bin (red and or dark green)	1	36		
	90 litre reusable stackable container (red)	1	36		
	45 litre reusable stackable container (red)	1	36		
ESTIMATED TOTAL FOR REPLACEMENT OF REUSABLE ITEMS		3	108		

TSHWANE DISTRICT (FIXED PER MONTH)

TRACKING SYSTEM					
Ref.	Total cost for bar-coding, tracking and satellite (Global positioning) tracking systems:	N/A	PRICE (R) PER MONTH FOR COMPLETE SYSTEM	N/A	ESTIMATED TOTAL (R) FOR 36 MONTHS
Section 10	Total cost for bar-coding and tracking of container system	N/A		N/A	
ESTIMATED TOTAL FOR TRACKING SYSTEM				-	

TSHWANE DISTRICT (FIXED PER MONTH)


HCRW COLLECTIONS - GENERATION RATES					
Ref.	Monthly Collection, Transport, Treatment and Disposal	ESTIMATED GENERATION RATE (KG) PER MONTH	ESTIMATED TOTAL COLLECTIONS FOR 36 MONTHS	PRICE PER ITEM (R) PER MONTH	ESTIMATED TOTAL (R) FOR 36 MONTHS
Section 18	Cost per kg for the Reusable System (Minus the container weight) and the Disposable System (Including the container weight)	154 994	5 579 778		

TSHWANE DISTRICT (FIXED PER MONTH)

SUMMARY OF RATES AND QUANTITIES - FIXED COSTS			
DESCRIPTION		TOTAL ESTIMATED AMOUNT PER MONTH	ESTIMATED TOTAL (R) FOR 36 MONTHS
Section 6	DURABLE ITEMS		
Section 7	DISPOSABLE ITEMS		
Section 8	REPLACEMENT OF REUSABLE ITEMS		
Section 9	TRACKING SYSTEM		
TOTAL OF ALL SECTIONS (FIXED CONTRACT)			

NOTE:

*Requirements for the tender will vary based on the facilities needs - items where quantities are low can be offset with an item that has more quantities or not utilised based on the price
*The schedule of rates and quantities is a guide for the supply of durables and consumables and will vary based on facilities needs and changes in generation rates per month. Therefore service provider should not wait for the last year to provide the specified quantities in the schedule

 <p>GAUTENG PROVINCE PROVINCIAL TREASURY REPUBLIC OF SOUTH AFRICA</p>	<h1>Provincial Supply Chain Management</h1>	LOCAL PRODUCTION AND CONTENT	Page 1 of 4

SBD 6.2

DECLARATION CERTIFICATE FOR LOCAL PRODUCTION AND CONTENT FOR DESIGNATED SECTORS

This Standard Bidding Document (SBD) must form part of all bids invited. It contains general information and serves as a declaration form for local content (local production and local content are used interchangeably).

Before completing this declaration, bidders must study the General Conditions, Definitions, Directives applicable in respect of Local Content as prescribed in the Preferential Procurement Regulations, 2017, the South African Bureau of Standards (SABS) approved technical specification number SATS 1286:2011 (Edition 1) and the Guidance on the Calculation of Local Content together with the Local Content Declaration Templates [Annex C (Local Content Declaration: Summary Schedule), D (Imported Content Declaration: Supporting Schedule to Annex C) and E (Local Content Declaration: Supporting Schedule to Annex C)].

1. General Conditions

- 1.1. Preferential Procurement Regulations, 2017 (Regulation 8) make provision for the promotion of local production and content.
- 1.2. Regulation 8.(2) prescribes that in the case of designated sectors, organs of state must advertise such tenders with the specific bidding condition that only locally produced or manufactured goods, with a stipulated minimum threshold for local production and content will be considered.
- 1.3. Where necessary, for tenders referred to in paragraph 1.2 above, a two stage bidding process may be followed, where the first stage involves a minimum threshold for local production and content and the second stage price and B-BBEE.
- 1.4. A person awarded a contract in relation to a designated sector, may not sub-contract in such a manner that the local production and content of the overall value of the contract is reduced to below the stipulated minimum threshold.
- 1.5. The local content (LC) expressed as a percentage of the bid price must be calculated in accordance with the SABS approved technical specification number SATS 1286: 2011 as follows:

$$LC = [1 - x / y] * 100$$

Where

x is the imported content in Rand

y is the bid price in Rand excluding value added tax (VAT)



GAUTENG PROVINCE
PROVINCIAL TREASURY
REPUBLIC OF SOUTH AFRICA

Provincial Supply Chain Management

**LOCAL PRODUCTION
AND CONTENT**

Page 2 of 4

Prices referred to in the determination of x must be converted to Rand (ZAR) by using the exchange rate published by South African Reserve Bank (SARB) on the date of advertisement of the bid as indicated in paragraph 3.1 below.

The SABS approved technical specification number SATS 1286:2011 is accessible on <http://www.thedti.gov.za/industrial development/ip.jsp> at no cost.

- 1.6. A bid may be disqualified if this Declaration Certificate and the Annex C (Local Content Declaration: Summary Schedule) are not submitted as part of the bid documentation;
- 2. The stipulated minimum threshold(s) for local production and content (refer to Annex A of SATS 1286:2011) for this bid is/are as follows:**

<u>Description of services, works, or goods</u>	<u>Stipulated minimum threshold</u>
---	-------------------------------------

<ul style="list-style-type: none"> 240-litre wheelie bins (Red and or dark green) 	100%
--	------

3. Does any portion of the goods or services offered have any imported content?

(Tick applicable box)

YES		NO	
-----	--	----	--

- 3..1 If yes, the rate(s) of exchange to be used in this bid to calculate the local content as prescribed in paragraph 1.5 of the general conditions must be the rate(s) published by SARB for the specific currency on the date of advertisement of the bid.

The relevant rates of exchange information is accessible on www.resbank.co.za

Indicate the rate(s) of exchange against the appropriate currency in the table below (refer to Annex A of SATS 1286:2011):

Currency	Rates of exchange
US Dollar	
Pound Sterling	
Euro	
Yen	
Other	

NB: Bidders must submit proof of the SARB rate (s) of exchange used.

4. Where, after the award of a bid, challenges are experienced in meeting the stipulated minimum threshold for local content the dti must be informed accordingly in order for the dti to verify and in consultation with the AO/AA provide directives in this regard.



GAUTENG PROVINCE
PROVINCIAL TREASURY
REPUBLIC OF SOUTH AFRICA

Provincial Supply Chain Management

LOCAL PRODUCTION
AND CONTENT

Page 3 of 4

LOCAL CONTENT DECLARATION (REFER TO ANNEX B OF SATS 1286:2011)

LOCAL CONTENT DECLARATION BY CHIEF FINANCIAL OFFICER OR OTHER LEGALLY RESPONSIBLE PERSON NOMINATED IN WRITING BY THE CHIEF EXECUTIVE OR SENIOR MEMBER/PERSON WITH MANAGEMENT RESPONSIBILITY (CLOSE CORPORATION, PARTNERSHIP OR INDIVIDUAL)

IN RESPECT OF BID NO.

GT/GDH/060/2022.....

ISSUED BY: (Procurement Authority / Name of Institution):

.....
NB

- 1 The obligation to complete, duly sign and submit this declaration cannot be transferred to an external authorized representative, auditor or any other third party acting on behalf of the bidder.
- 2 Guidance on the Calculation of Local Content together with Local Content Declaration Templates (Annex C, D and E) is accessible on http://www.thedti.gov.za/industrial_development/ip.jsp. Bidders should first complete Declaration D. After completing Declaration D, bidders should complete Declaration E and then consolidate the information on Declaration C. **Declaration C should be submitted with the bid documentation at the closing date and time of the bid in order to substantiate the declaration made in paragraph (c) below.** Declarations D and E should be kept by the bidders for verification purposes for a period of at least 5 years. The successful bidder is required to continuously update Declarations C, D and E with the actual values for the duration of the contract.

I, the undersigned, (full names),
do hereby declare, in my capacity as
of (name of bidder
entity), the following:

- (a) The facts contained herein are within my own personal knowledge.
- (b) I have satisfied myself that:
 - (i) the goods/services/works to be delivered in terms of the above-specified bid comply with the minimum local content requirements as specified in the bid, and as measured in terms of SATS 1286:2011; and
- (c) The local content percentage (%) indicated below has been calculated using the formula given in clause 3 of SATS 1286:2011, the rates of exchange indicated in paragraph 3.1 above and the information contained in Declaration D and E which has been consolidated in Declaration C:



GAUTENG PROVINCE
 PROVINCIAL TREASURY
 REPUBLIC OF SOUTH AFRICA

Provincial Supply Chain Management

**LOCAL PRODUCTION
AND CONTENT**

Page 4 of 4

Bid price, including VAT (y)	R
Imported content (x), as calculated in terms of SATS 1286:2011	R
Stipulated minimum threshold for local content (paragraph 3 above)	
Local content %, as calculated in terms of SATS 1286:2011	

If the bid is for more than one product, the local content percentages for each product contained in Declaration C shall be used instead of the table above.

The local content percentages for each product has been calculated using the formula given in clause 3 of SATS 1286:2011, the rates of exchange indicated in paragraph 3.1 above and the information contained in Declaration D and E.

- (d) I accept that the Procurement Authority / Institution has the right to request that the local content be verified in terms of the requirements of SATS 1286:2011.
- (e) I understand that the awarding of the bid is dependent on the accuracy of the information furnished in this application. I also understand that the submission of incorrect data, or data that are not verifiable as described in SATS 1286:2011, may result in the Procurement Authority / Institution imposing any or all of the remedies as provided for in Regulation 14 of the Preferential Procurement Regulations, 2017 promulgated under the Preferential Policy Framework Act (PPPFA), 2000 (Act No. 5 of 2000).

SIGNATURE: _____

WITNESS No. 1 _____

DATE: _____

WITNESS No. 2 _____

DATE: _____

Local Content Declaration - Summary Schedule

Note: VAT to be included from all calculations

GBP

[illegible]

Annex D

Imported Content Declaration - Supporting Schedule to Annex C

(D1)

Tender No.

GT/GDH/060/2022

(D2)

Tender description:

APPOINTMENT OF SERVICE PROVIDERS TO RENDER COMPREHENSIVE HEALTH CARE RISK WASTE MANAGEMENT SERVICES FOR THE GAUTHE NG DEPARTMENT OF HEALTH INSTITUTIONS FOR A PERIOD OF 36 MONTHS

(D3)

Designated Products:

WHEELIE BINS

(D4)

Tender Authority:

GAUTENG DEPARTMKENT OF HEALTH

(D5)

Tendering Entity name:

(D6)

Tender Exchange Rate:

EU

GBP

Note: VAT to be included from all calculations

A. Exempted imported content

				Calculation of imported content						Summary	
Tender item no's	Description of imported content	Local supplier	Overseas Supplier	Foreign currency value as per Commercial Invoice	Tender Exchange Rate	Local value of imports	Freight costs to port of entry	All locally incurred landing costs & duties	Total landed cost excl VAT	Tender Qty	Exempted imported value
(D7)	(D8)	(D9)	(D10)	(D11)	(D12)	(D13)	(D14)	(D15)	(D16)	(D17)	(D18)
(D19) Total exempt imported value											
											This total must correspond with Annex C - C 21

B. Imported directly by the Tenderer

				Calculation of imported content						Summary	
Tender item no's	Description of imported content	Unit of measure	Overseas Supplier	Foreign currency value as per Commercial Invoice	Tender Rate of Exchange	Local value of imports	Freight costs to port of entry	All locally incurred landing costs & duties	Total landed cost excl VAT	Tender Qty	Total imported value
(D20)	(D21)	(D22)	(D23)	(D24)	(D25)	(D26)	(D27)	(D28)	(D29)	(D30)	(D31)
(D32) Total imported value by tenderer											

C. Imported by a 3rd party and supplied to the Tenderer

				Calculation of imported content						Summary	
Description of imported content	Unit of measure	Local supplier	Overseas Supplier	Foreign currency value as per Commercial Invoice	Tender Rate of Exchange	Local value of imports	Freight costs to port of entry	All locally incurred landing costs & duties	Total landed cost excl VAT	Quantity imported	Total imported value
(D33)	(D34)	(D35)	(D36)	(D37)	(D38)	(D39)	(D40)	(D41)	(D42)	(D43)	(D44)
(D45) Total imported value by 3rd party											

D. Other foreign currency payments

			Calculation of foreign currency payments		Summary of payments	
Type of payment	Local supplier making the payment	Overseas beneficiary	Foreign currency value paid	Tender Rate of Exchange	Local value of payments	
(D46)	(D47)	(D48)	(D49)	(D50)	(D51)	
(D52) Total of foreign currency payments declared by tenderer and/or 3rd party						
(D53) Total of imported content & foreign currency payments - (D32), (D45) & (D52) above						
						This total must correspond with Annex C - C 23
Signature of tenderer from Annex B						
Date:						

Annex E

Local Content Declaration - Supporting Schedule to Annex C

(E1)	Tender No.	GT/GDH/060/2022	Note: VAT to be included from all calculations
(E2)	Tender description:	APPOINTMENT OF SERVICE PROVIDERS TO RENDER COMPREHENSIVE HEALTH CARE RISK WASTE MANAGEMENT SERVICES FOR THE GAUTHENG DEPARTMENT OF HEALTH INSTITUTIONS FOR A PERIOD OF 36 MONTHS	
(E3)	Designated products:	WHEELIE BINS	
(E4)	Tender Authority:	GAUTENG DEPARTMENT OF HEALTH	
(E5)	Tendering Entity name:		

Local Products (Goods, Services and Works)	Description of items purchased	Local suppliers	Value
	(E6)	(E7)	(E8)
(E9) Total local products (Goods, Services and Works)			

[illegible]

Signature of tenderer from Annex B

Date: _____



Provincial Supply Chain Management

Non-firm Prices
Page 1 of 5

NOTE: If the information required regarding each item cannot be inserted in the space provided on either page 1, 2, 3, 4 or 5 of this form, additional information may be provided on a photocopy of this form.

The *Gauteng Provincial Treasury (GPT) is acting as Common Service Provider or buying organisation on behalf of all Gauteng Provincial Government Customer Departments / Institutions. The goods / services are therefore required by the Customer Department / Institution, as indicated on RFP 01.

"Firm" prices are deemed to be fixed prices, which are only subject to the following statutory changes, namely VAT and any levy related to customs and excise. "Non-firm" prices are all prices other than "firm" prices and which are either subject to Rate of Exchange claims and/or subject to published indices or documentary evidence.

In case of a contract being awarded as a result of this RFP, all applications for price adjustments must be referred to the GPT, Private Bag X112, Marshalltown. 2107. Price adjustments shall not be backdated and shall be applicable from date of approval by the GPT. The successful supplier shall submit an application, in writing and supported by documentary proof, to the GPT thirty (30) days before the effective date of any price adjustment, whether based on RoE (par. 1), formula(e) (par. 1 and/or 2) or documentary proof (par. 3).

NOTE: Non-firm prices may be loaded when calculating comparative prices.

1. CLAIMS SUBJECT TO RATE OF EXCHANGE (RoE)

In case of bid prices being subject to Rate of Exchange (RoE) variations, please specify the amount, as well as the applicable rate of exchange at the time of bidding applicable to each item.

Price adjustments, based on changes in the rate of exchange, shall only be considered if the change, based on the previous rate, had moved by more than 5%.

1.1 COMPILING THE RoE FORMULA - Cost breakdown structure

A cost breakdown in terms of local & imported components must be submitted for each item as follows:

Imported portion	%	Local portion	%	Total	100%
------------------	---	---------------	---	-------	------

Whatever breakdown chosen in terms of local and imported components cannot be changed over the duration of any contract awarded based on this RFP.

1.2 AMOUNT(S) SUBJECT TO RoE VARIANCE - IMPORTED PORTION OF RoE FORMULA

Amount(s) subject to exchange rate variations – please specify for each item number individually.

Item N ^o	
ROE Variance	

(as per item number on RFP 06 Price Schedule)

1.3 BASE RoE - IMPORTED PORTION OF RoE FORMULA

Exchange rate applicable as at the time of bidding – please specify every currency applicable and indicate which items are affected by which exchange rate

Item N ^o	
EXCHANGE RATE	

(as per item number on RFP 06 Price Schedule)



GAUTENG PROVINCE

PROVINCIAL TREASURY
REPUBLIC OF SOUTH AFRICA

Provincial Supply Chain Management

Non-firm Prices

Page 2 of 5

2. CLAIMS SUBJECT TO PUBLISHED INDICES

For all items to which non-firm prices apply, bidders must submit a cost breakdown, which indicates the proportion of the prices subject to adjustment.

Item N^o

(as per item number on RFP 06 Price Schedule)

Where price adjustments based on an escalation formula is chosen as the method of price adjustment, variations in the actual costs for whatever reason are for the account of the successful bidder. This implies that:

- formula-based adjustments (as per this method in par 2) and
- proven cost increases (as per the method in par 3) cannot both be entertained at the same time for the same cost element.

2.1 METHOD 1: FORMULA BASED ADJUSTMENTS

2.1.1 The escalation (or price adjustment) formula shall provide for a minimum fixed element of at least 15% of the price, which shall not be subject to adjustment. The following standard formula structure is prescribed for calculating escalation / price adjustments:

IN CASES OF PERIOD CONTRACTS, NON FIRM PRICES WILL BE ADJUSTED (LOADED) WITH THE ASSESSED CONTRACT PRICE ADJUSTMENTS IMPLICIT IN NON FIRM PRICES WHEN CALCULATING THE COMPARATIVE PRICES

IN THIS CATEGORY PRICE ESCALATIONS WILL ONLY BE CONSIDERED IN TERMS OF THE FOLLOWING FORMULA:

$$Pa = (1 - V)Pt \left(D1 \frac{R1t}{R1o} + D2 \frac{R2t}{R2o} + D3 \frac{R3t}{R3o} + D4 \frac{R4t}{R4o} \right) + VPt$$

Where:

Pa	=	The new escalated price to be calculated.
(1-V)Pt	=	85% of the original bid price. Note that Pt must always be the original bid price and not an escalated price.
D1, D2..	=	Each factor of the bid price eg. labour, transport, clothing, footwear, etc. The total of the various factors D1, D2...etc. must add up to 100%.
R1t, R2t.....	=	Index figure obtained from new index (depends on the number of factors used).
R1o, R2o	=	Index figure at time of bidding.
VPt	=	15% of the original bid price. This portion of the bid price remains firm i.e. it is not subject to any price escalations.

The following index/indices must be used to calculate your bid price:

Index	Dated	Index	Dated	Index	Dated



Provincial Supply Chain Management

Non-firm Prices
Page 3 of 5

2.1.2 Cost breakdown structure

A percentage (%) cost breakdown for each item must be submitted according to the following example – actual figures to be added to the table (2nd column) in par. 2.1.3 below:

– the various elements specified in this paragraph will form the series (D1, D2 ... up to Dn) in the formula to be indicated in par 2.1.1 above.

EXAMPLE OF COST BREAKDOWN STRUCTURE

Direct labour	25%**
Direct material	30%**
Transport	25%**
Other overheads	20%**

<i>Total</i>	<i>100%</i>
--------------	-------------

FURNISH A BREAKDOWN OF YOUR PRICE IN TERMS OF ABOVE-MENTIONED FORMULA. THE TOTAL OF THE VARIOUS FACTORS MUST ADD UP TO 100%.

FACTOR (D1, D2 etc. eg. Labour, transport etc.)	PERCENTAGE OF BID PRICE

Whatever breakdown of index series are chosen cannot be changed over the duration of any contract awarded based on this RFP.

2.2 APPLICATION OF THE PRICE ADJUSTMENT FORMULA

2.2.1. Fixed price period

GPG suggests an initial fixed period of at least six (6) months from the effective date of any agreement, which may be awarded as a result of this RFP. Specify from what date the first price adjustment would be applicable (as per item number on RFP 06 Price Schedule)	
---	--

2.2.2 Frequency of price adjustments after fixed price period

GPG suggests quarterly adjustments, after the initial fixed price period. Longer periods than three (3) months (quarterly) between adjustments will be considered even more favourably. (as per item number on RFP 06 Price Schedule)	
---	--



Provincial Supply Chain Management

Non-firm Prices
Page 4 of 5

3. METHOD 2: ADJUSTMENTS BASED ON DOCUMENTARY PROOF

Price adjustments shall also be considered based on independent trust worthy documentary proof of cost, price variances or payments (forward cover cost).

GPG would however prefer claims based on published indices (as per the method in par 2 above), as a result of the fact that the confidentiality regarding source and price of goods can be maintained with a formula. Providing substantiating or supporting documentation (as per this method in par 3) often reveals information that may be considered confidential by the bidder.

Please again note that

- formula-based adjustments (as per the method in par 2) and
- proven cost increases (as per this method in par 3) cannot both be entertained at the same time for the same cost element.

3.1. Amount(s) subject to change based on documentary proof –

Please specify for each item individually.

Item N ^o	
Amount	

(as per item number on RFP 06 Price Schedule)

3.2.1. Fixed price period

GPG suggests an initial fixed period of at least six (6) months from the effective date of any agreement, which may be awarded as a result of this RFP. Specify from what date the first price adjustment would be applicable.

(as per item number on RFP 06 Price Schedule)

3.2.2 Frequency of price adjustments after fixed price period

GPG suggests quarterly adjustments, after the initial fixed price period. Longer periods than three (3) months (quarterly) between adjustments will be considered even more favourably.

(as per item number on RFP 06 Price Schedule)



GAUTENG PROVINCE
PROVINCIAL TREASURY
REPUBLIC OF SOUTH AFRICA

Provincial Supply Chain Management

Non-firm Prices

Page 5 of 5

4 PRICES SUBJECT TO RATE OF EXCHANGE VARIATIONS


4.1. Please furnish full particulars of your financial institution, state the currencies used in the conversion of the prices of the items to South African currency, which portion of the price is subject to rate of exchange variations and the amounts remitted abroad.

PARTICULARS OF FINANCIAL INSTITUTION	ITEM NO	PRICE	CURRENCY	RATE	PORTION OF PRICE SUBJECT TO ROE	AMOUNT IN FOREIGN CURRENCY REMITTED ABROAD
				ZAR=		
				ZAR=		
				ZAR=		
				ZAR=		
				ZAR=		
				ZAR=		

4.2 Adjustments for rate of exchange variations during the contract period will be calculated by using the average monthly exchange rates as issued by your commercial bank for the periods indicated hereunder: (Proof from bank required)

AVERAGE MONTHLY EXCHANGE RATES FOR THE PERIOD:	DATE DOCUMENTATION MUST BE SUBMITTED TO THIS OFFICE	DATE FROM WHICH NEW CALCULATED PRICES WILL BECOME EFFECTIVE	DATE UNTIL WHICH NEW CALCULATED PRICE WILL BE EFFECTIVE

Name(s) & Signature(s) of Bidder(s)	
CAPACITY	
DATE:	

 GAUTENG PROVINCE PROVINCIAL TREASURY REPUBLIC OF SOUTH AFRICA	<h1>Provincial Supply Chain Management</h1>	
	<h2>PREFERENCE POINTS CLAIM FORM</h2>	Page: 1 of 6

PREFERENCE POINTS CLAIM FORM IN TERMS OF THE PREFERENTIAL PROCUREMENT REGULATIONS 2017

This preference form must form part of all bids invited. It contains general information and serves as a claim form for preference points for Broad-Based Black Economic Empowerment (B-BBEE) Status Level of Contribution

NB: BEFORE COMPLETING THIS FORM, BIDDERS MUST STUDY THE GENERAL CONDITIONS, DEFINITIONS AND DIRECTIVES APPLICABLE IN RESPECT OF B-BBEE, AS PRESCRIBED IN THE PREFERENTIAL PROCUREMENT REGULATIONS, 2017.

1. GENERAL CONDITIONS

1.1 The following preference point systems are applicable to all bids:

- the 80/20 system for requirements with a Rand value of up to R50 000 000 (all applicable taxes included); and
- the 90/10 system for requirements with a Rand value above R50 000 000 (all applicable taxes included).

1.2

- a) The value of this bid is estimated to exceed/not exceed R50 000 000 (all applicable taxes included) and therefore the preference point system shall be applicable; or
- b) Either the 80/20 or 90/10 preference point system will be applicable to this tender (*delete whichever is not applicable for this tender*).

1.3 Points for this bid shall be awarded for:


- (a) Price; and
- (b) B-BBEE Status Level of Contributor.

1.4 The maximum points for this bid are allocated as follows:

	POINTS
PRICE	
B-BBEE STATUS LEVEL OF CONTRIBUTOR	
Total points for Price and B-BBEE must not exceed	100


1.5 Failure on the part of a bidder to submit proof of B-BBEE Status level of contributor together with the bid will be interpreted to mean that preference points for B-BBEE status level of contribution are not claimed.

1.6 The purchaser reserves the right to require of a bidder, either before a bid is adjudicated or at any time subsequently, to substantiate any claim in regard to preferences, in any manner required by the purchaser.

 <p>GAUTENG PROVINCE PROVINCIAL TREASURY REPUBLIC OF SOUTH AFRICA</p>	<h1>Provincial Supply Chain Management</h1>	
	<h2>PREFERENCE POINTS CLAIM FORM</h2>	<p>Page: 2 of 6</p>

2. DEFINITIONS

- (a) **“B-BBEE”** means broad-based black economic empowerment as defined in section 1 of the Broad-Based Black Economic Empowerment Act;
- (b) **“B-BBEE status level of contributor”** means the B-BBEE status of an entity in terms of a code of good practice on black economic empowerment, issued in terms of section 9(1) of the Broad-Based Black Economic Empowerment Act;
- (c) **“bid”** means a written offer in a prescribed or stipulated form in response to an invitation by an organ of state for the provision of goods or services, through price quotations, advertised competitive bidding processes or proposals;
- (d) **“Broad-Based Black Economic Empowerment Act”** means the Broad-Based Black Economic Empowerment Act, 2003 (Act No. 53 of 2003);
- (e) **“EME”** means an Exempted Micro Enterprise in terms of a code of good practice on black economic empowerment issued in terms of section 9 (1) of the Broad-Based Black Economic Empowerment Act;
- (f) **“functionality”** means the ability of a tenderer to provide goods or services in accordance with specifications as set out in the tender documents.
- (g) **“prices”** includes all applicable taxes less all unconditional discounts;
- (h) **“proof of B-BBEE status level of contributor”** means:
 - 1) B-BBEE Status certificate issued by an authorized body or person;
 - 2) A sworn affidavit as prescribed by the B-BBEE Codes of Good Practice;
 - 3) Any other requirement prescribed in terms of the B-BBEE Act;
- (i) **“QSE”** means a qualifying small business enterprise in terms of a code of good practice on black economic empowerment issued in terms of section 9 (1) of the Broad-Based Black Economic Empowerment Act;
- (j) **“rand value”** means the total estimated value of a contract in Rand, calculated at the time of bid invitation, and includes all applicable taxes;

 GAUTENG PROVINCE PROVINCIAL TREASURY REPUBLIC OF SOUTH AFRICA	<h1>Provincial Supply Chain Management</h1>	
	<h2>PREFERENCE POINTS CLAIM FORM</h2>	Page: 3 of 6

3. POINTS AWARDED FOR PRICE

3.1 THE 80/20 OR 90/10 PREFERENCE POINT SYSTEMS

A maximum of 80 or 90 points is allocated for price on the following basis:

80/20

or

90/10

$$P_s = 80 \left(1 - \frac{P_t - P_{\min}}{P_{\min}} \right) \quad \text{or} \quad P_s = 90 \left(1 - \frac{P_t - P_{\min}}{P_{\min}} \right)$$

Where

P_s = Points scored for price of bid under consideration


P_t = Price of bid under consideration

P_{\min} = Price of lowest acceptable bid

4. POINTS AWARDED FOR B-BBEE STATUS LEVEL OF CONTRIBUTOR

4.1 In terms of Regulation 6 (2) and 7 (2) of the Preferential Procurement Regulations, preference points must be awarded to a bidder for attaining the B-BBEE status level of contribution in accordance with the table below:

B-BBEE Status Level of Contributor	Number of points (90/10 system)	Number of points (80/20 system)
1	10	20
2	9	18
3	6	14
4	5	12
5	4	8
6	3	6
7	2	4
8	1	2
Non-compliant contributor	0	0

 GAUTENG PROVINCE PROVINCIAL TREASURY REPUBLIC OF SOUTH AFRICA	<h1 style="text-align: center;">Provincial Supply Chain Management</h1>	
	<h2 style="text-align: center;">PREFERENCE POINTS CLAIM FORM</h2>	Page: 4 of 6

5. BID DECLARATION

5.1 Bidders who claim points in respect of B-BBEE Status Level of Contribution must complete the following:

6. B-BBEE STATUS LEVEL OF CONTRIBUTOR CLAIMED IN TERMS OF PARAGRAPHS 1.4 AND 4.1

6.1 B-BBEE Status Level of Contributor: = (maximum of 10 or 20 points)
 (Points claimed in respect of paragraph 7.1 must be in accordance with the table reflected in paragraph 4.1 and must be substantiated by relevant proof of B-BBEE status level of contributor.

7. SUB-CONTRACTING

7.1 Will any portion of the contract be sub-contracted?

(Tick applicable box)

YES		NO	
-----	--	----	--

7.1.1 If yes, indicate:

- (i) what percentage of the contract will be subcontracted?
- (ii) the name of the sub-contractor?
- (iii) the B-BBEE status level of the sub-contractor?
- (iv) whether the sub-contractor is an EME or QSE?

YES		NO	
-----	--	----	--

(v) Specify, by ticking the appropriate box, if subcontracting with an enterprise in terms of

Preferential Procurement Regulations 2017:

Designated Group: An EME or QSE which is at least 51% owned by:	EME √	QSE √
Black people		
Black people who are youth		
Black people who are women		
Black people with disabilities		
Black people living in rural or underdeveloped areas or townships		
Cooperative owned by black people		
Black people who are military veterans		
OR		
Any EME		
Any QSE		

If feasible to subcontract for a contract above R30 million, an organ of state must apply subcontracting to advance designated groups. (As per Preferential Procurement Regulations 2017)


GAUTENG PROVINCE

 PROVINCIAL TREASURY
 REPUBLIC OF SOUTH AFRICA

Provincial Supply Chain Management

PREFERENCE POINTS CLAIM FORM

Page: 5 of 6

8 DECLARATION WITH REGARD TO COMPANY/FIRM

 8.1 Name of company/firm

 8.2 VAT registration number

 8.3 Company registration number

8.4 TYPE OF COMPANY/ FIRM [TICK APPLICABLE BOX]

- Partnership/Joint Venture / Consortium

- One person business/sole propriety

- Close corporation

- Company

- (Pty) Limited

☐
☐
☐
☐

8.5 DESCRIBE PRINCIPAL BUSINESS ACTIVITIES

8.6 COMPANY CLASSIFICATION [TICK APPLICABLE BOX]

- Manufacturer

- Supplier

- Professional service provider


- Other service providers, e.g. transporter, etc.

☐
☐
☐
☐

 8.7 Total number of years the company/firm has been in business?

8.8 I/we, the undersigned, who is / are duly authorised to do so on behalf of the company/firm, certify that the points claimed, based on the B-BBEE status level of contributor indicated in paragraphs 1.4 and 6.1 of the foregoing certificate, qualifies the company/ firm for the preference(s) shown and I / we acknowledge that:

- (i) The information furnished is true and correct;
- (ii) The preference points claimed are in accordance with the General Conditions as indicated in paragraph 1 of this form.
- (iii) In the event of a contract being awarded as a result of points claimed as shown in paragraphs 1.4 and 6.1, the contractor may be required to furnish documentary proof to the satisfaction of the purchaser that the claims are correct;
- (iv) If the B-BBEE status level of contribution has been claimed or obtained on a fraudulent basis or any of the conditions of contract have not been fulfilled, the purchaser may, in addition to any other remedy it may have –

 GAUTENG PROVINCE PROVINCIAL TREASURY REPUBLIC OF SOUTH AFRICA	<h1>Provincial Supply Chain Management</h1>	
	<h2>PREFERENCE POINTS CLAIM FORM</h2>	Page: 6 of 6

- (a) disqualify the person from the bidding process;
- (b) recover costs, losses or damages it has incurred or suffered as a result of that person's conduct;
- (c) cancel the contract and claim any damages which it has suffered as a result of having to make less favourable arrangements due to such cancellation;
- (d) recommend that the bidder or contractor, its shareholders and directors, or only the shareholders and directors who acted on a fraudulent basis, be restricted by the National Treasury from obtaining business from any organ of state for a period not exceeding 10 years, after the *audi alteram partem* (hear the other side) rule has been applied; and
- (e) forward the matter for criminal prosecution.

WITNESSES

Name(s) & Signature(s) of Bidder(s)

DATE:

ADDRESS:

--

1	
---	--

2	
---	--