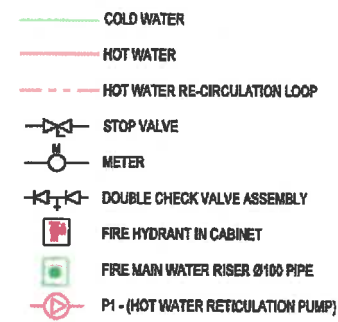
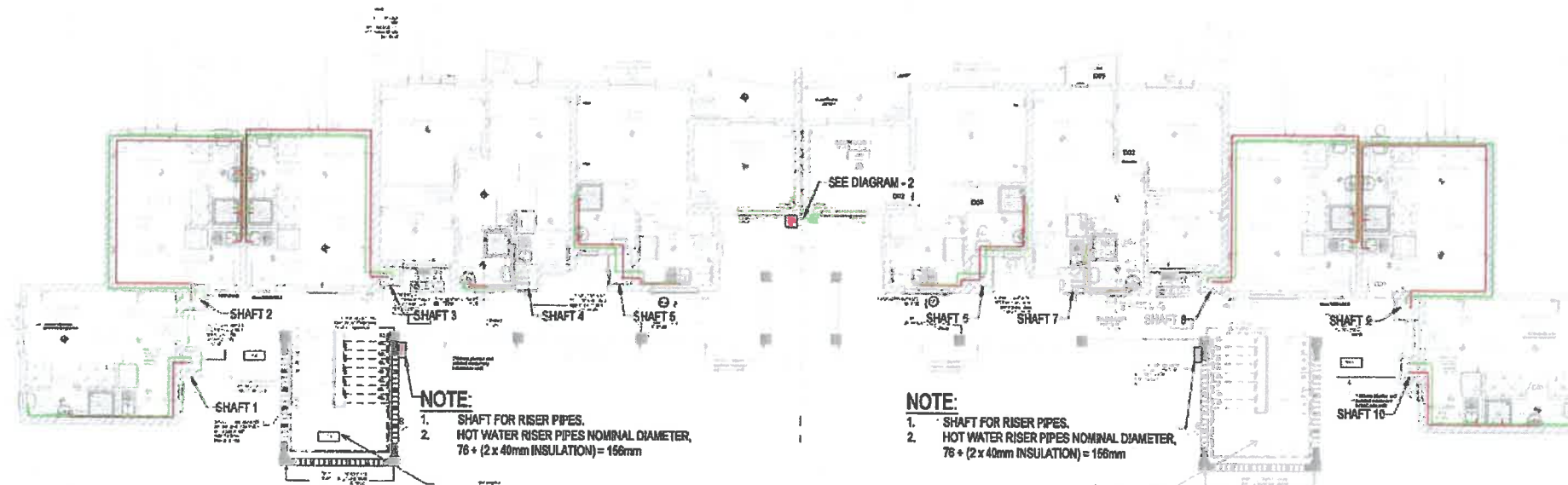
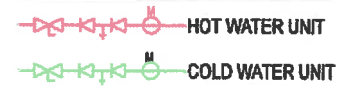


LEGEND



TYPICAL CONNECTION INTO EVERY UNIT



TYPE A: FIRST FLOOR PLAN
SCALE 1:100

SCHEMATIC FOR SHAFTS 1, 2, 3, 8, 9 & 10

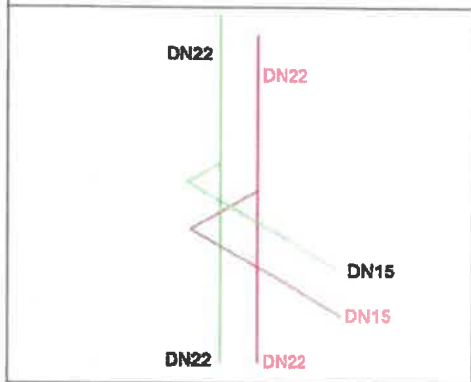
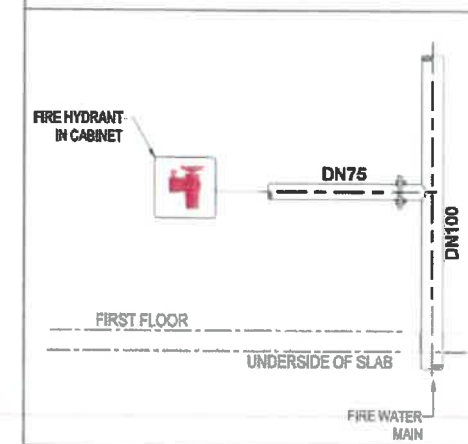
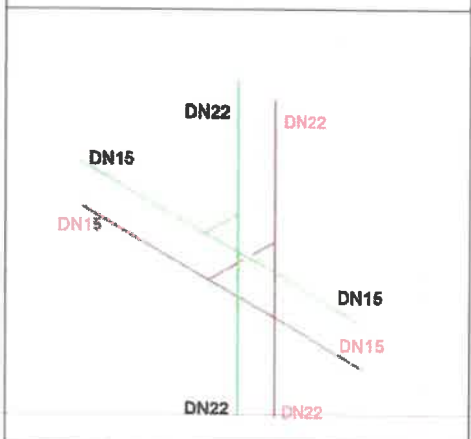


DIAGRAM - 2 FOR FIRE HYDRANT



SCHEMATIC FOR SHAFTS 4, 5, 6 & 7



GENERAL NOTES:

Rev.	No.	Description	By	Check	Date
1	1	ISSUED FOR CONSTRUCTION	A.T.S.	S.A.	20-05-2018
2	2	ISSUED FOR TENDER	A.T.S.	S.A.	20-05-2018
3	3	ISSUED FOR TENDER	S.Y.	Chit G	20-05-2018

CLIENT:



Physical Address	Postal Address
LEKHEKE BUILDING 27 ANDREW STREET BLADENHOP	PO BOX 211 BLADENHOP 6001



APPROVED ORGANIZATION	PERFORMING ORGANIZATION
LTE CONSULTING LTD STRUCTURAL	LTE CONSULTING LTD STRUCTURAL
Physical Address	Postal Address
LTE House Building 1 Office Park (Belvedere Place) 5 Eglin Road, Sunning Hill 2157	Postal Suite No. 325 Pretoria Sec 105 Sunninghill 2157
Tel: +27 (0) 11 061 5700 Fax: +27 (0) 11 061 5773	

APPROVED BY:

PROJ. COORDINATION:

Project Name	Project Number
DARK & SILVER CITY HOUSING DEVELOPMENT (BOTTOM SITE)	8664
Drawing Title	Client Drawing No.
FIRST FLOOR HOT & COLD WATER RETICULATION-TYPE A	E404-MEC-06-2

APPROVED	DATE
ENGINEER CHECKED DRAWN	30-05-2018 30-05-2018 30-05-2018
S. MOCUMBI P. MANQUA A. T. VURANDA	

ALL RIGHTS ON THIS DRAWING REST AT ANY TIME WITH LTE CONSULTING, WITHOUT WHOSE WRITTEN CONSENT IT MAY NOT BE COPIED, REPRODUCED, COMMUNICATED OR RENDERED ACCESSIBLE TO THIRD PARTIES.	Rev.
	4