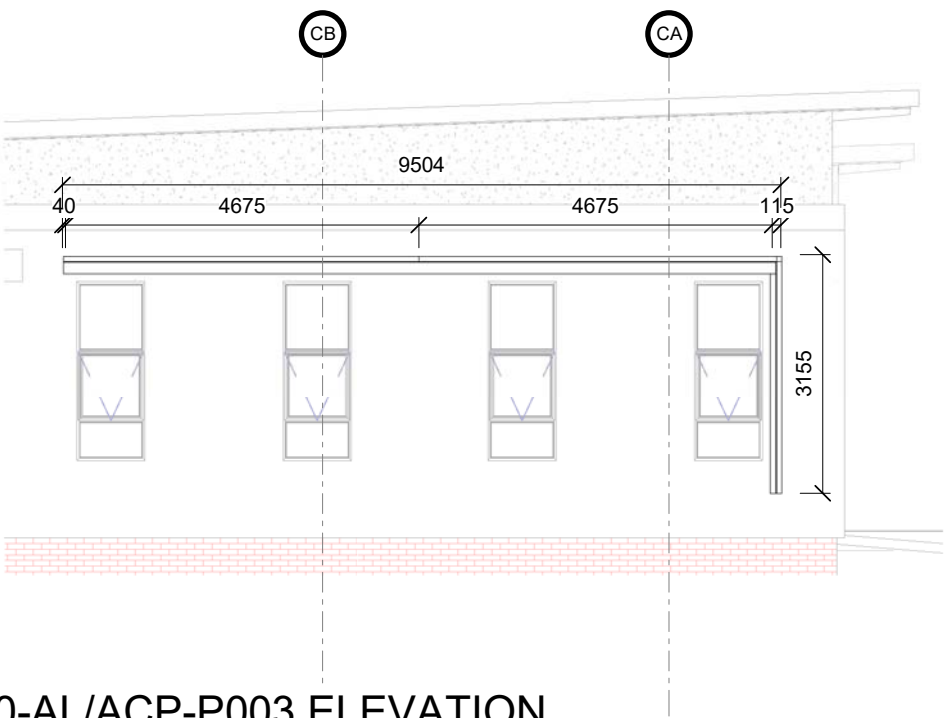
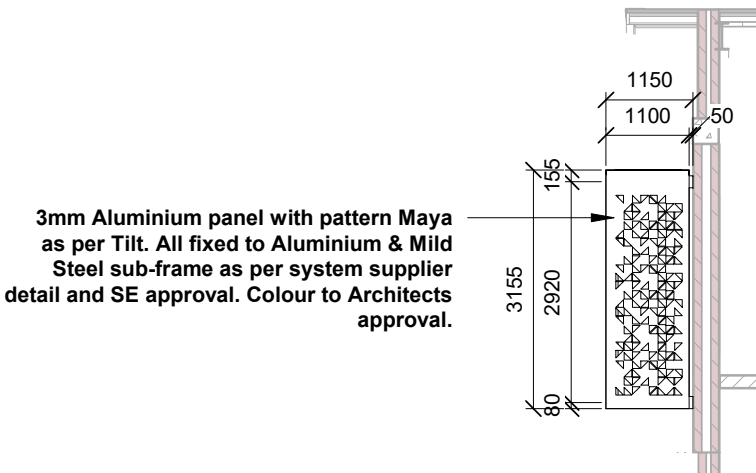


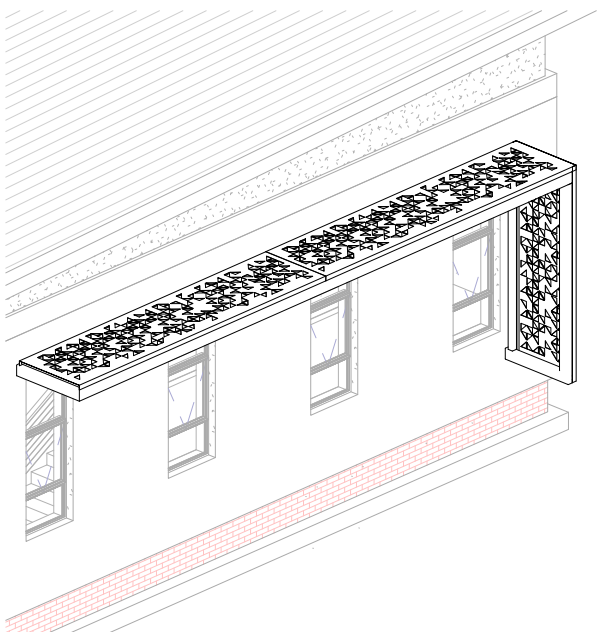
070-AL/ACP-P003 PLAN
1 : 100



070-AL/ACP-P003 ELEVATION
1 : 100



070-AL/ACP-P003 RIGHT VIEW
1 : 100

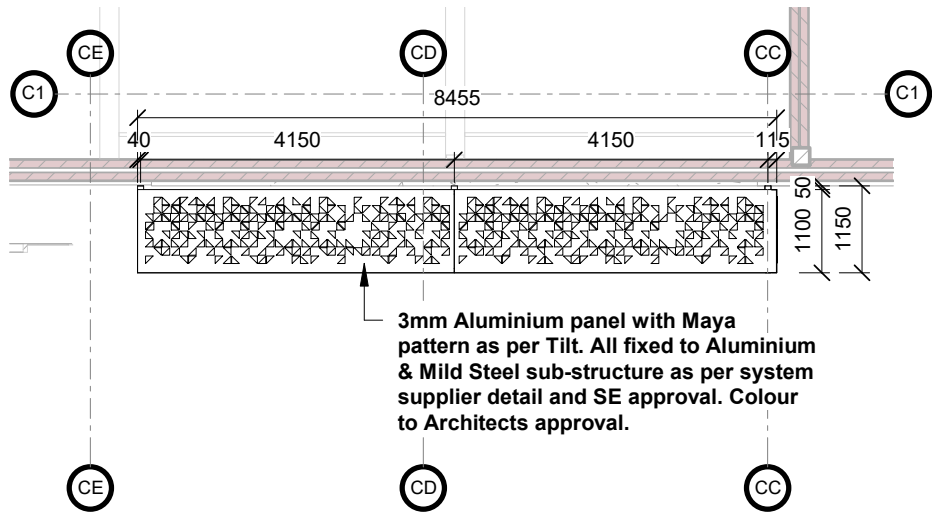


070-AL/ACP-P003 ISOMETRIC

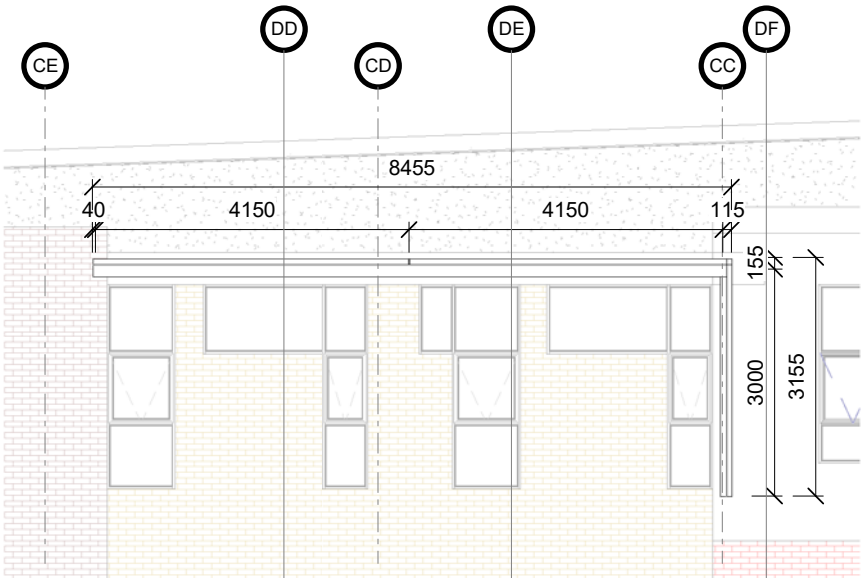
NOTE: 1. This drawing must be read in conjunction with Schedule 100-AH
If required read in conjunction with SAGGA Glass Installation Information Schedule 100-S
2. Shop drawings and sample to be approved by Architect prior to manufacturing.
3. All dimensions to be controlled on site and where applicable to match existing structure.

DRAWING DESCRIPTION	SCALE	REVISION
ALUMINIUM PERFORATED PANEL TYPE - AL/ACP-P003	1:100	PR00 2022-01-19

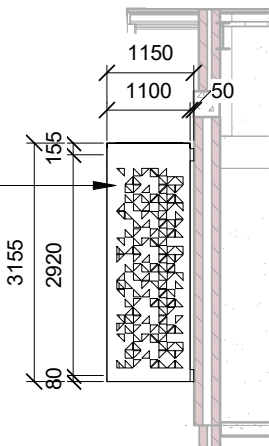
PROJECT TITLE		DRAWING NO:	
NCDOH NURSING COLLEGE PHASE 2		P2A-HDG-070-ALACP-P003	
PROJECT NO:	20059P2	PROJECT DATE	2021-02-02
DRAWN	TB / None	ISSUED	2022-01-19



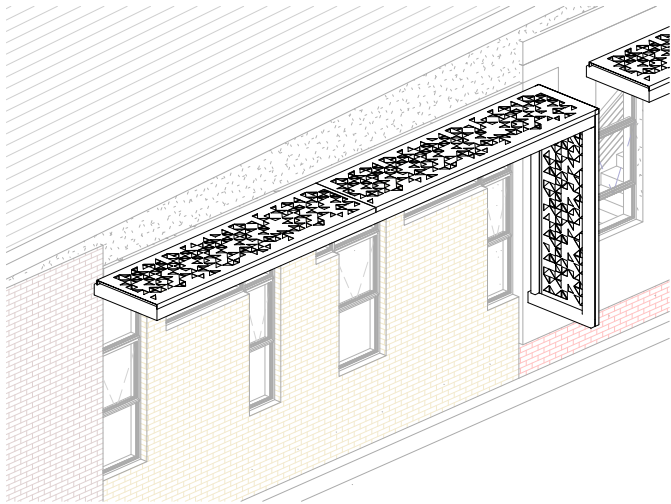
070-AL/ACP-P004 PLAN
1 : 100



070-AL/ACP-P004 ELEVATION
1 : 100



70-AL/ACP-P004 RIGHT VIEW
1 : 100

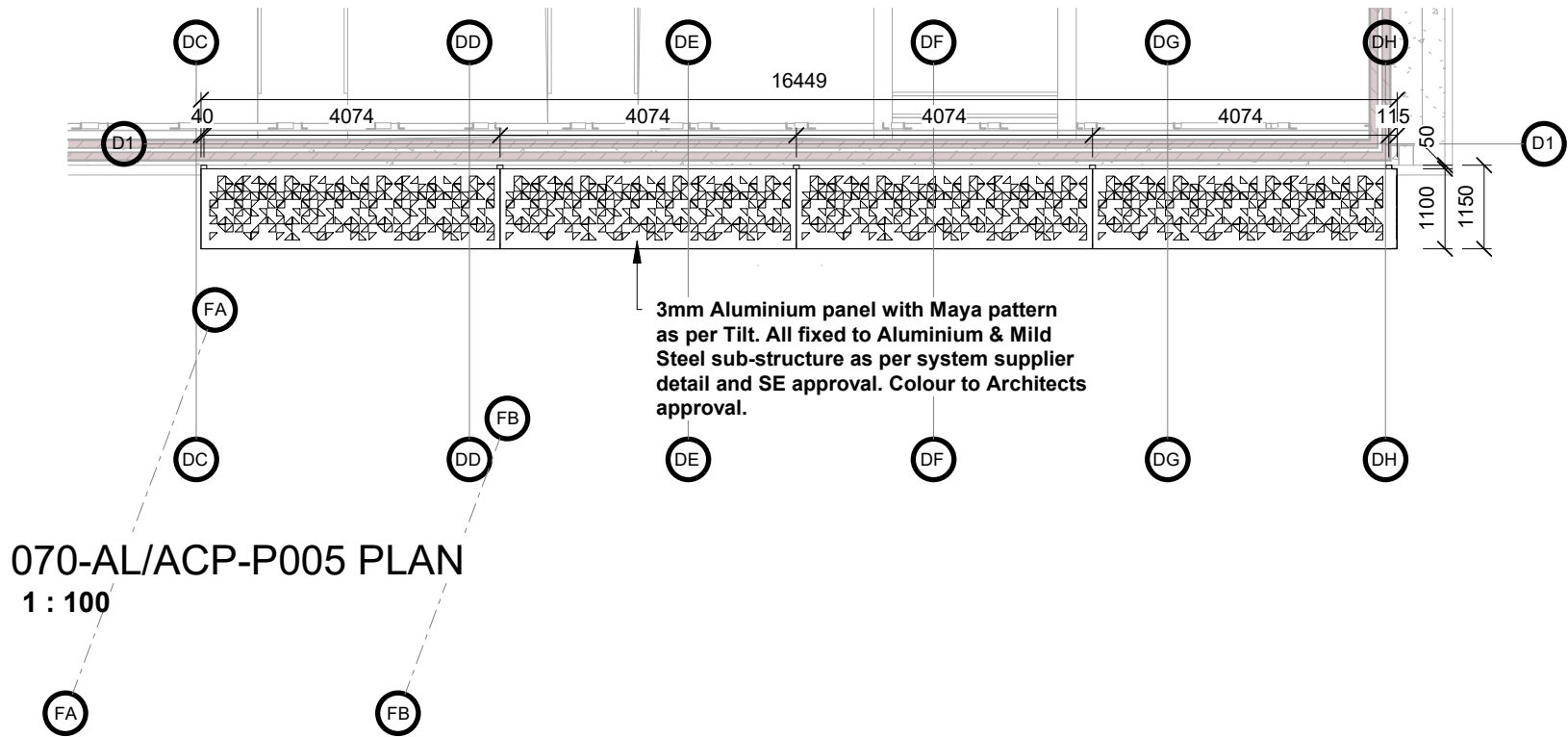


070-AL/ACP-P004 ISOMETRIC

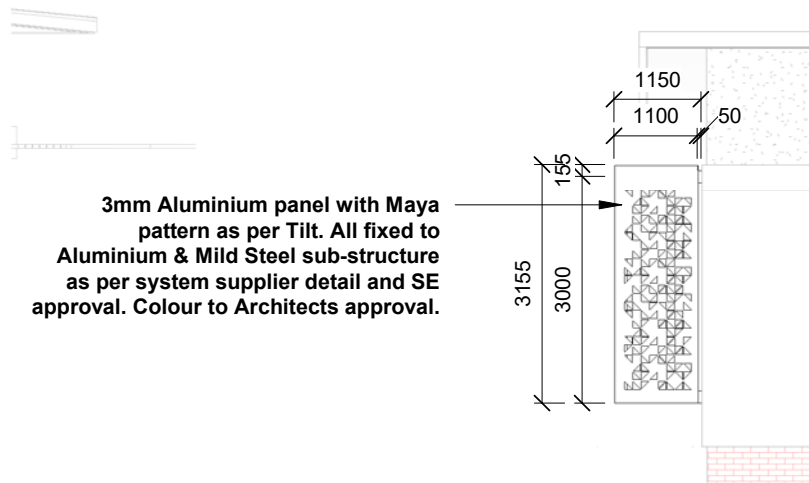
NOTE: 1. This drawing must be read in conjunction with Schedule 100-AH
If required read in conjunction with SAGGA Glass Installation Information Schedule 100-S
2. Shop drawings and sample to be approved by Architect prior to manufacturing.
3. All dimensions to be controlled on site and where applicable to match existing structure.

DRAWING DESCRIPTION		SCALE	REVISION
ALUMINIUM PERFORATED PANEL TYPE - AL/ACP-P004		1:100	PR00 2022-01-19

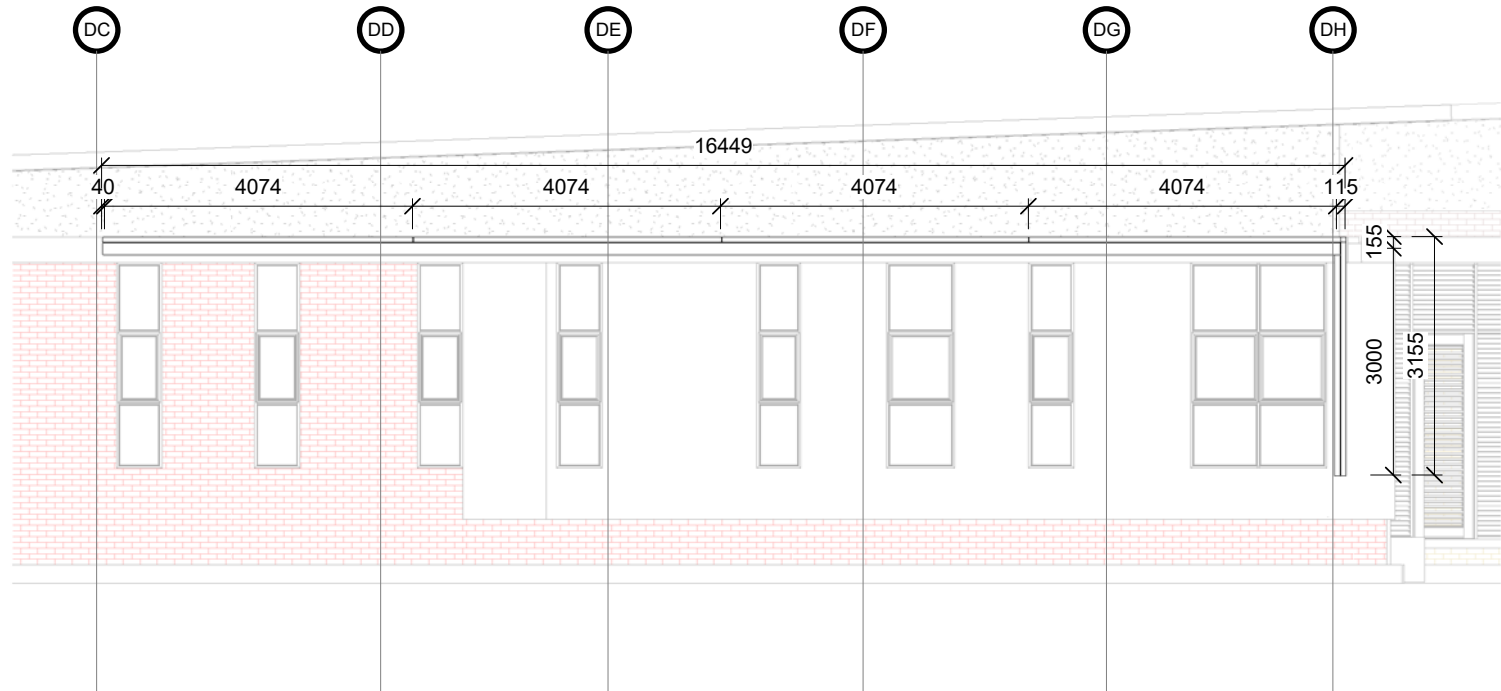
PROJECT TITLE	
NCDOH NURSING COLLEGE PHASE 2	
PROJECT NO:	20059P2
DRAWN	TB / None
PROJECT DATE	2021-02-02
ISSUED	2022-01-19
P2A-HDG-070-ALACP-P004	



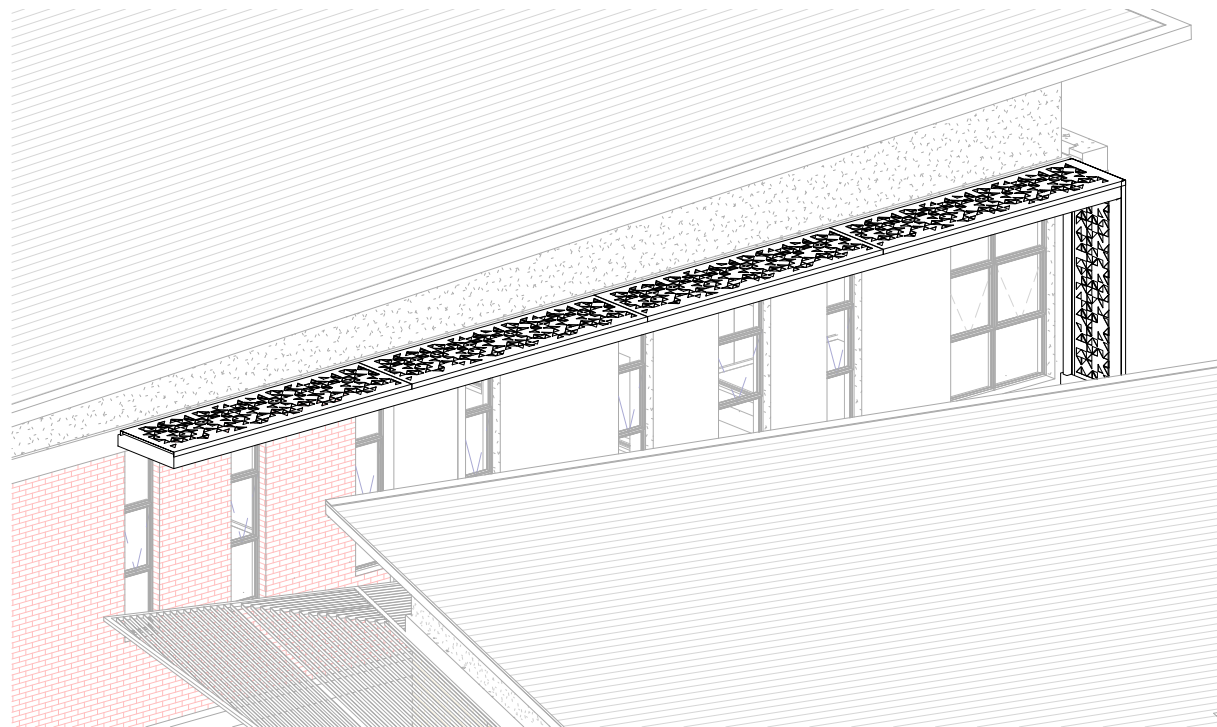
070-AL/ACP-P005 PLAN
1 : 100



070-AL/ACP-P005 RIGHT VIEW
1 : 100



070-AL/ACP-P005 ELEVATION
1 : 100



070-AL/ACP-P005 ISOMETRIC

NOTE: 1. This drawing must be read in conjunction with Schedule 100-AH
If required read in conjunction with SAGGA Glass Installation Information Schedule 100-S
2. Shop drawings and sample to be approved by Architect prior to manufacturing.
3. All dimensions to be controlled on site and where applicable to match existing structure.

NOTES:	
1. ALL DIMENSIONS AND LEVELS TO BE CHECKED ON SITE AND WHERE APPLICABLE TO MATCH EXISTING STRUCTURE	6. ALL DIMENSIONS AS SHOWN ON PLAN TO BE PLOTTED ON SITE AT A HORIZONTAL LEVEL.
2. ANY DISCREPANCY OR CONTRADICTION TO IMMEDIATELY BE REPORTED TO THE ARCHITECT.	7. THE CONTRACTOR IS RESPONSIBLE FOR THE CORRECT LAYOUT OF BUILDINGS ON SITE IN RELATION TO SITE BOUNDARIES AND BUILDING LINES.
3. DRAWINGS NOT TO BE SCALED.	8. ALL DRAWINGS TO BE READ IN CONJUNCTION WITH STRUCTURAL / CIVIL ENGINEERS DETAIL AND DRAWINGS WHERE APPLICABLE.
4. USE PROFILE COLUMNS AT 85mm, CENTRES FOR BRICKWORK EXCEPT WHERE SPECIFIED DIFFERENTLY.	9. ALL BUILDING WORK TO COMPLY WITH SABS/NBR 0400 OF 1990
5. A COMPLETE SET OF DRAWINGS TO BE AVAILABLE ON SITE AT ALL TIMES.	

REVISIONS			
REVS.	DATE	SIGN.	DESCRIPTION
None			

REVISIONS			
REVS.	DATE	SIGN.	DESCRIPTION
None			

REVISIONS			
REVS.	DATE	SIGN.	DESCRIPTION
None			

LEGENDS	

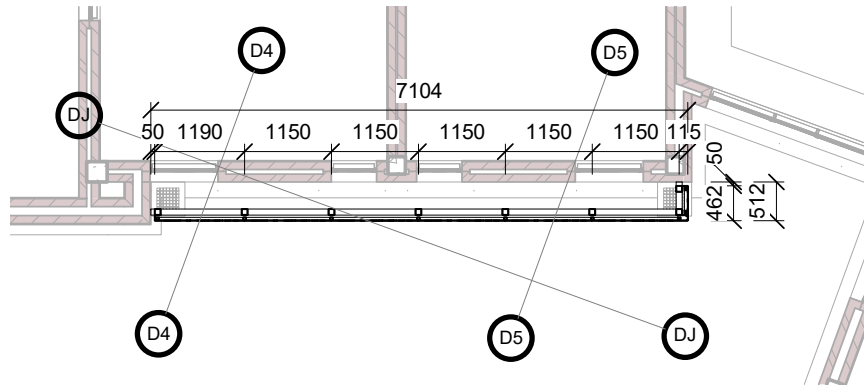
DRAWING STATUS	
PRE-CONSTRUCTION	
PROJECT TITLE	
NCD OH NURSING COLLEGE PHASE 2	

DRAWING DESCRIPTION	
ALUMINIUM PERFORATED PANEL TYPE - AL/ACP-P005	
SCALE	1:100 / A2
D.O.W No.	
REF. No.	
PROJECT DATE	2021-02-02
PLOT DATE	2022-01-20
DRAWN	TB / None

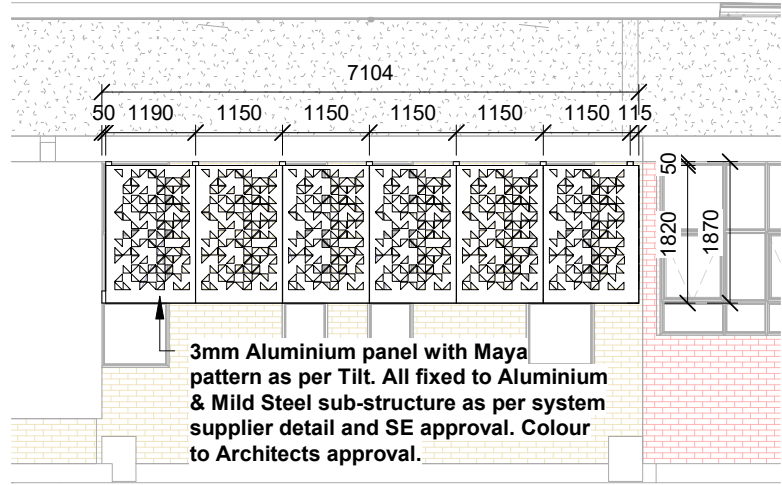
H D G HOSPITAL DESIGN GROUP		
PROJECT NO: 20059P2	DRAWING NO: P2A-HDG-070-ALACP-P005	REVISION PR00 2022-01-20

Omega Building
57 Warden Street
Harrismith 9680
PO Box 782

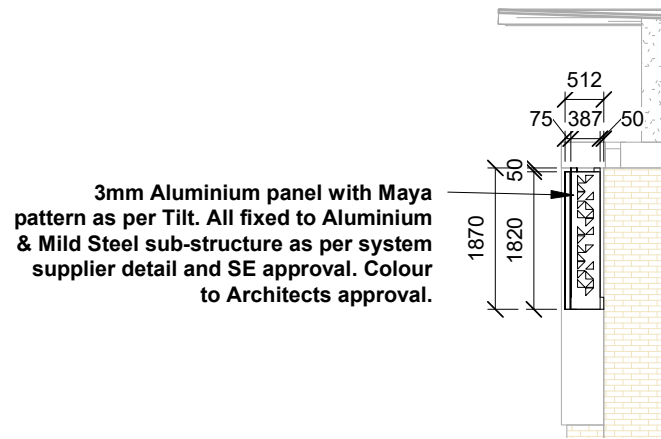
T +27 56 822 3942
F +27 56 823 0844
E info@hdg.co.za
W www.hdg.co.za



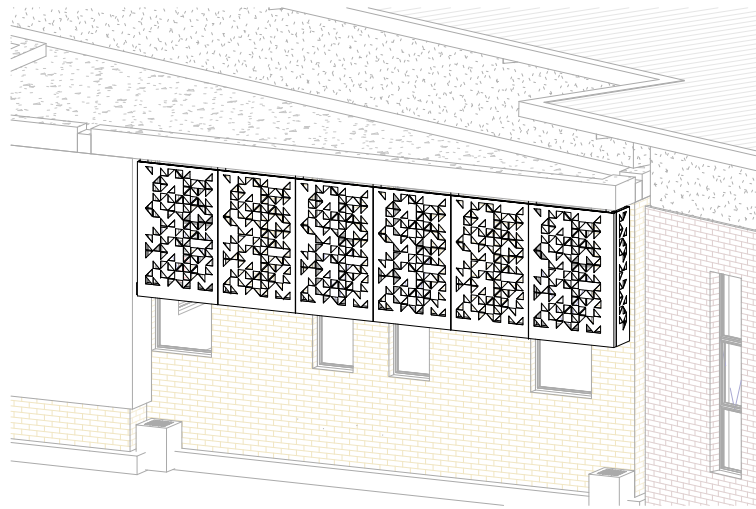
070-AL/ACP-P006 PLAN
1 : 100



70-AL/ACP-P006 ELEVATION
1 : 100



070-AL/ACP-P006 RIGHT VIEW
1 : 100




070-AL/ACP-P006 ISOMETRIC

NOTE: 1. This drawing must be read in conjunction with Schedule 100-AH
If required read in conjunction with SAGGA Glass Installation Information Schedule 100-S
2. Shop drawings and sample to be approved by Architect prior to manufacturing.
3. All dimensions to be controlled on site and where applicable to match existing structure.

DRAWING DESCRIPTION	SCALE	REVISION
ALUMINIUM PERFORATED PANEL TYPE - AL/ACP-P006	1:100	PR00 2022-01-20

PROJECT TITLE	
NCDOH NURSING COLLEGE PHASE 2	
PROJECT NO:	DRAWING NO:
DRAWN	20059P2
PROJECT DATE	TB / None
ISSUED	2021-02-02
	2022-01-20
P2A-HDG-070-ALACP-P006	

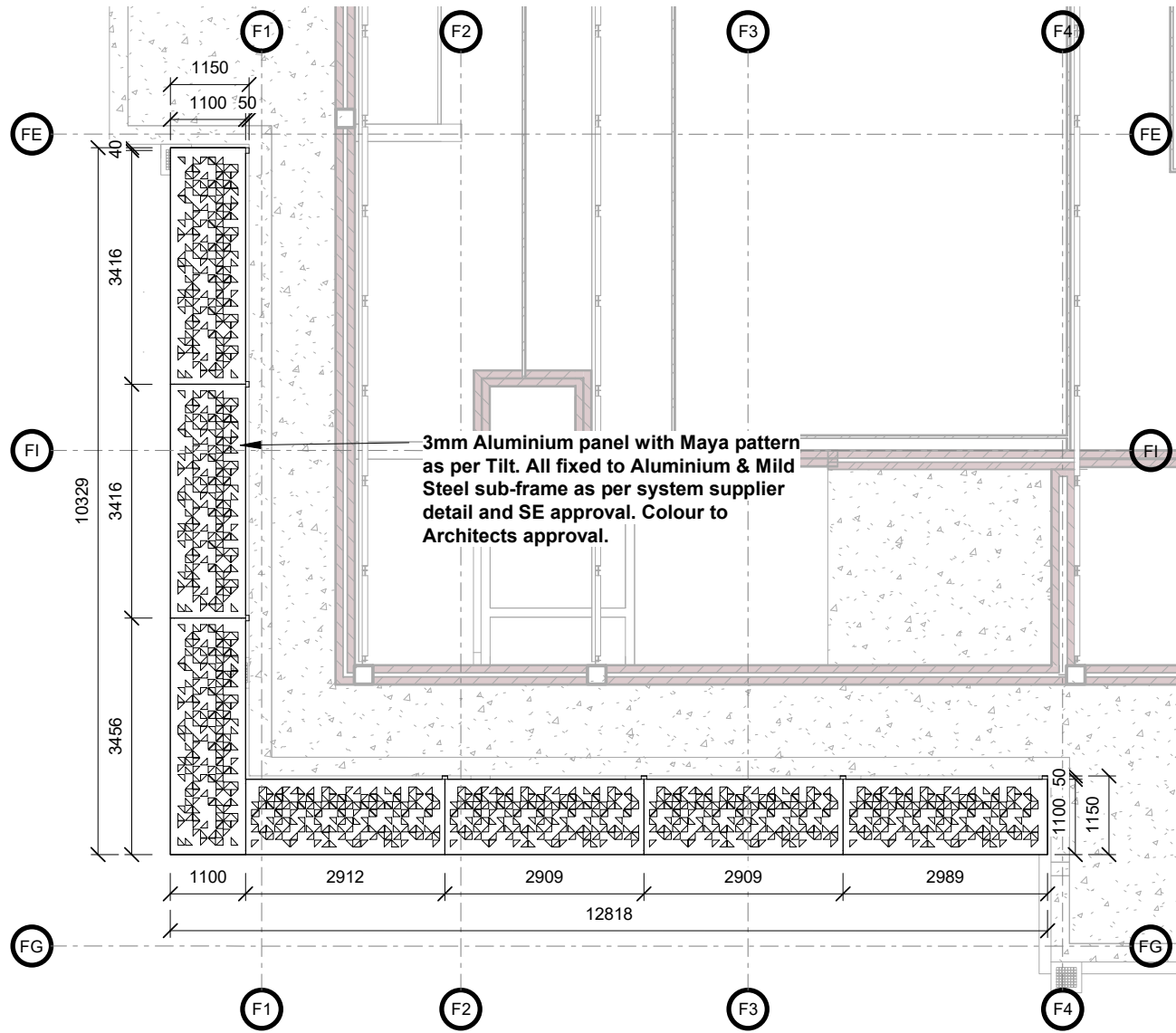
 <div>Omega Building 57 Warden Street Harrismith 9880 PO Box 762</div>	<div>T +27 58 622 3942 F +27 58 623 0844 E info@hdg.co.za W www.hdg.co.za</div>
HOSPITAL DESIGN GROUP	



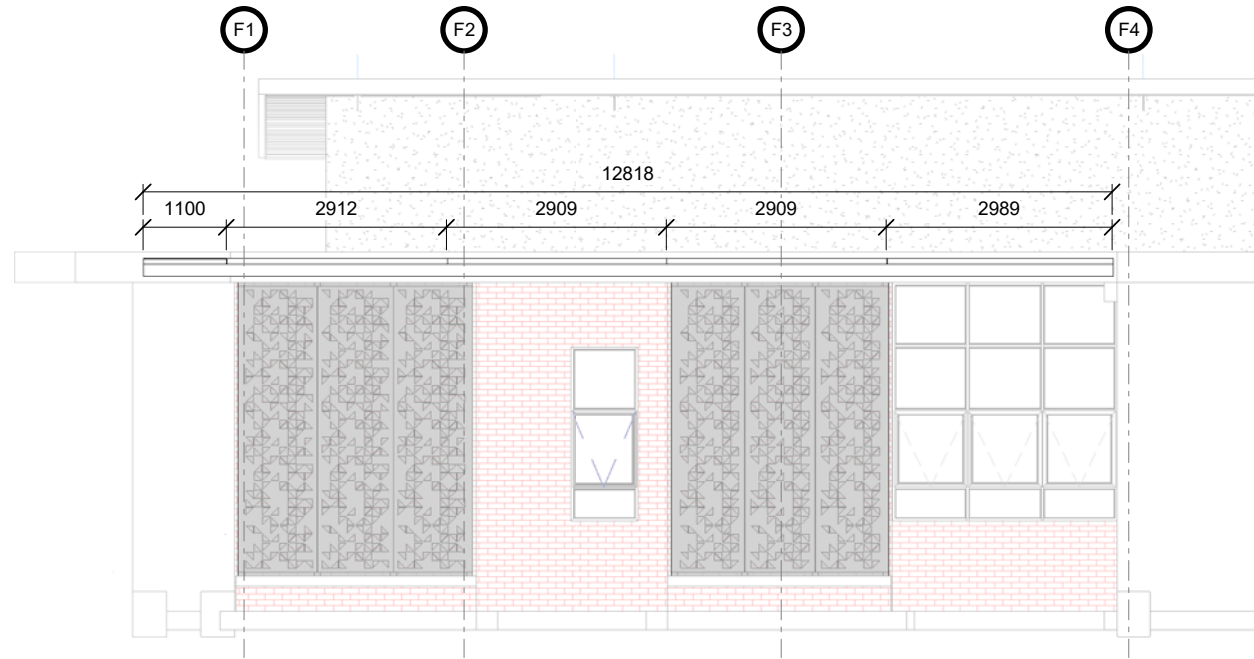
HOSPITAL DESIGN GROUP

Omega Building
57 Warden Street
Harrismith 9880
PO Box 762

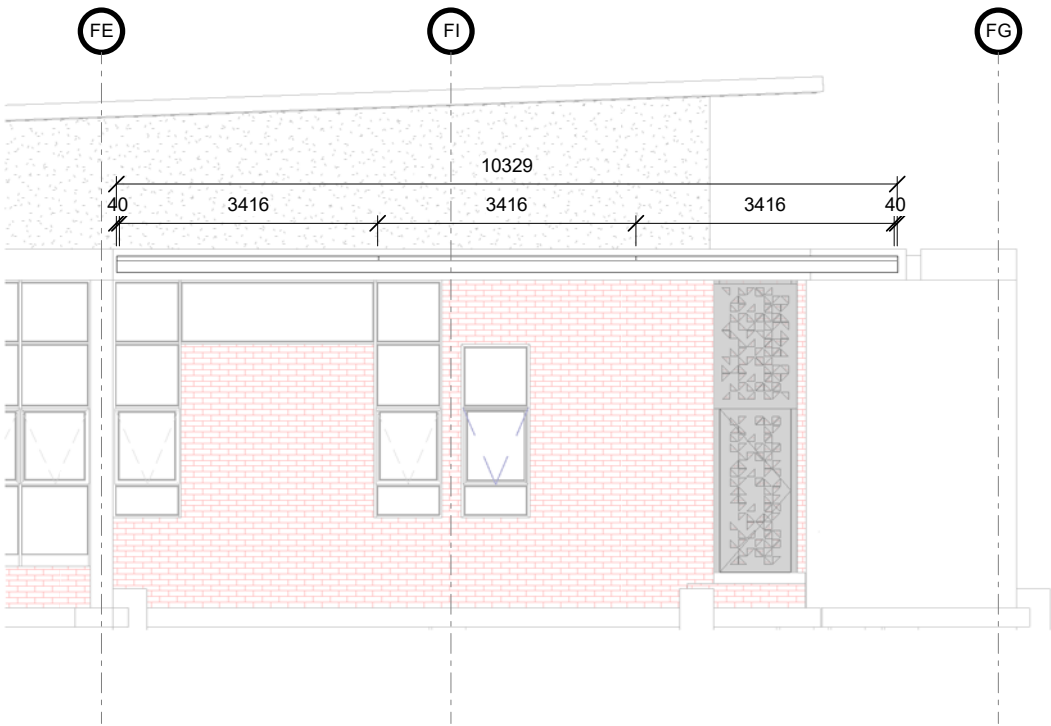
T +27 58 622 3942
F +27 58 623 0844
E info@hdg.co.za
W www.hdg.co.za



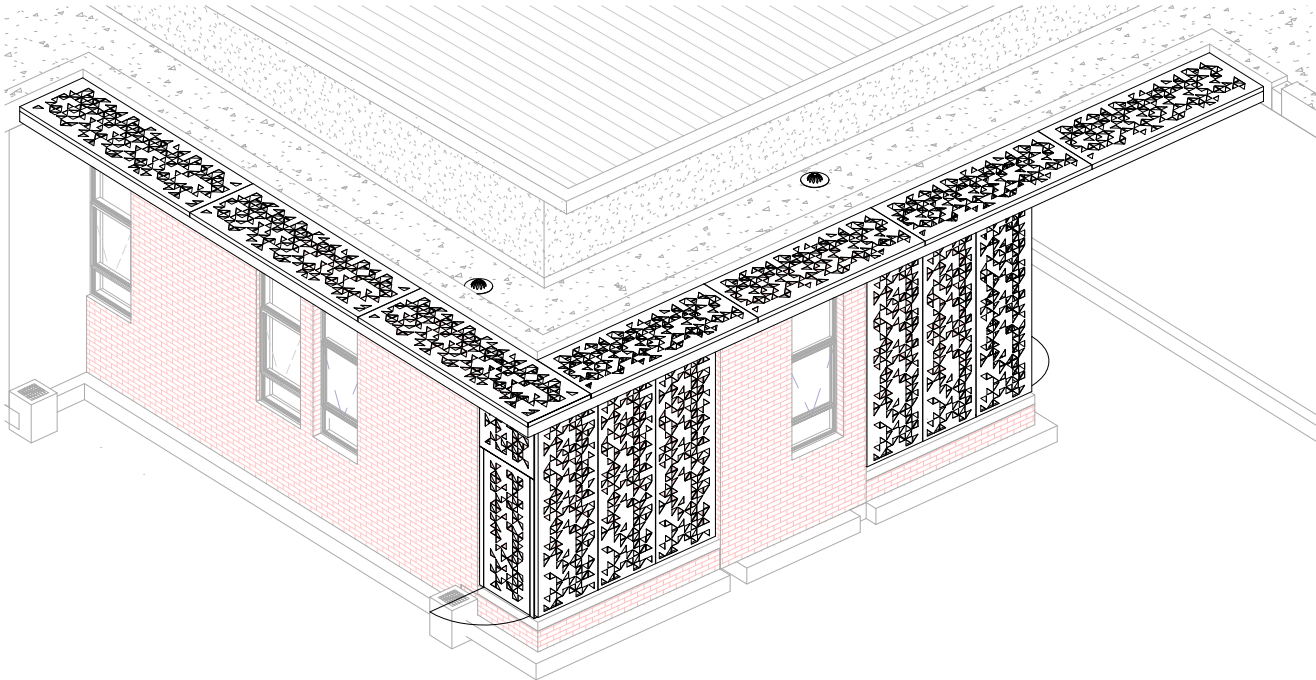
070-AL/ACP-P007 PLAN
1 : 100



070-AL/ACP-P007 RIGHT VIEW
1 : 100



070-AL/ACP-P007 ELEVATION
1 : 100



070-AL/ACP-P007 ISOMETRIC

NOTE: 1. This drawing must be read in conjunction with Schedule 100-AH
If required read in conjunction with SAGGA Glass Installation Information Schedule 100-S
2. Shop drawings and sample to be approved by Architect prior to manufacturing.
3. All dimensions to be controlled on site and where applicable to match existing structure.

NOTES:	
1. ALL DIMENSIONS AND LEVELS TO BE CHECKED ON SITE AND WHERE APPLICABLE TO MATCH EXISTING STRUCTURE	6. ALL DIMENSIONS AS SHOWN ON PLAN TO BE PLOTTED ON SITE AT A HORIZONTAL LEVEL.
2. ANY DISCREPANCY OR CONTRADICTION TO IMMEDIATELY BE REPORTED TO THE ARCHITECT.	7. THE CONTRACTOR IS RESPONSIBLE FOR THE CORRECT LAYOUT OF BUILDINGS ON SITE IN RELATION TO SITE BOUNDARIES AND BUILDING LINES.
3. DRAWINGS NOT TO BE SCALED.	8. ALL DRAWINGS TO BE READ IN CONJUNCTION WITH STRUCTURAL / CIVIL ENGINEERS DETAIL AND DRAWINGS WHERE APPLICABLE.
4. USE PROFILE COLUMNS AT 85mm, CENTRES FOR BRICKWORK EXCEPT WHERE SPECIFIED DIFFERENTLY.	9. ALL BUILDING WORK TO COMPLY WITH SABS/NBR 0400 OF 1990
5. A COMPLETE SET OF DRAWINGS TO BE AVAILABLE ON SITE AT ALL TIMES.	

REVISIONS			
REVS.	DATE	SIGN.	DESCRIPTION
None			

REVISIONS			
REVS.	DATE	SIGN.	DESCRIPTION
None			

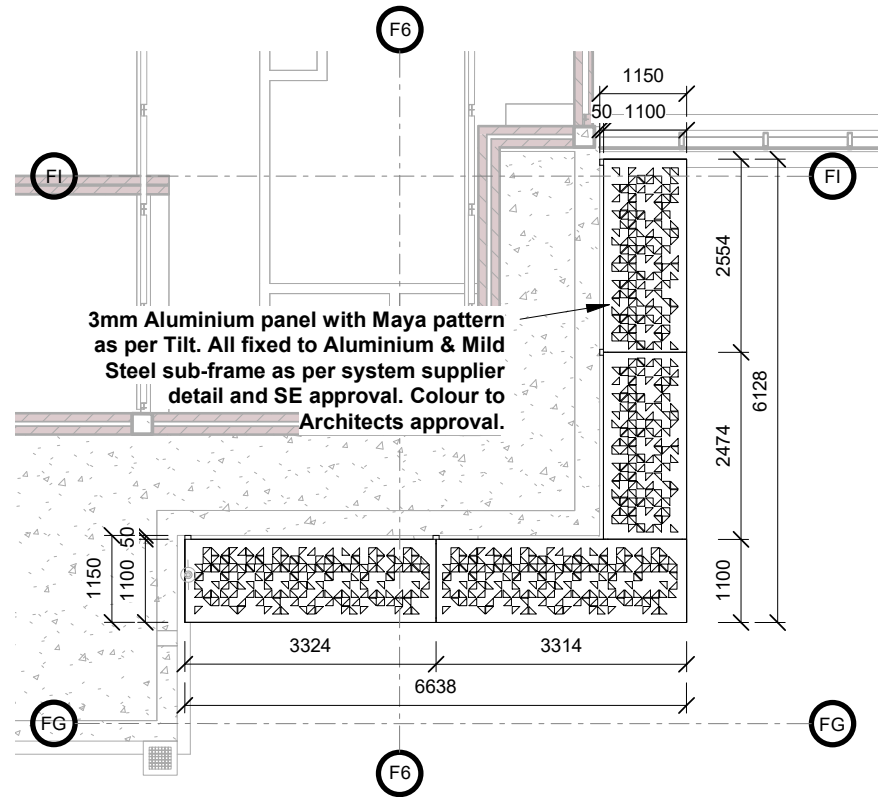
REVISIONS			
REVS.	DATE	SIGN.	DESCRIPTION
None			

LEGENDS	

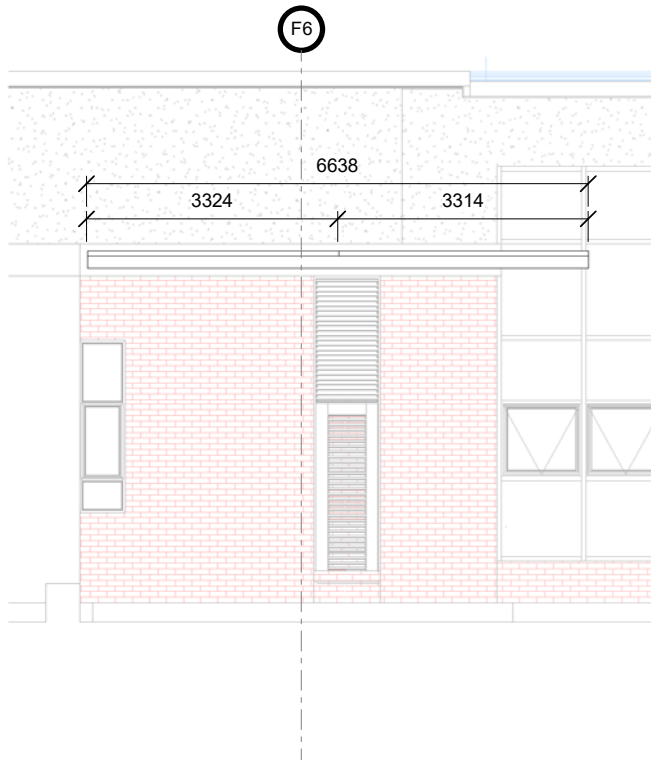
DRAWING STATUS	
PRE-CONSTRUCTION	
PROJECT TITLE	
NCDOH NURSING COLLEGE PHASE 2	

DRAWING DESCRIPTION	
ALUMINIUM PERFORATED PANEL TYPE - AL/ACP-P007	
SCALE	1:100 / A2
D.O.W No.	
REF. No.	
PROJECT DATE	2021-02-02
PLOT DATE	2022-01-20
DRAWN	TB / None

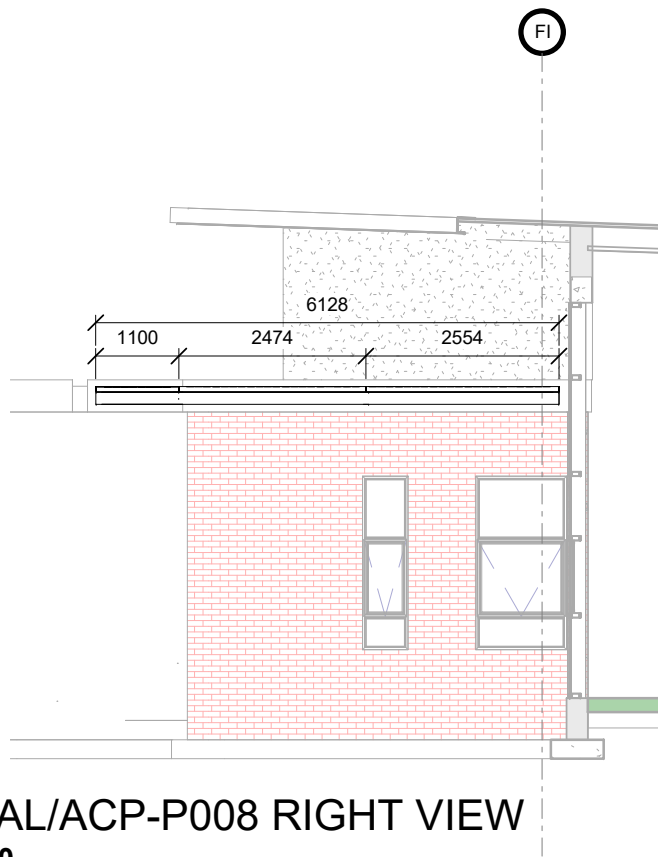
 HOSPITAL DESIGN GROUP			Omega Building 57 Warden Street Harrismith 9680 PO Box 782
PROJECT NO:	DRAWING NO:	REVISION	
20059P2	P2A-HDG-070-ALACP-P007	PR00 2022-01-20	



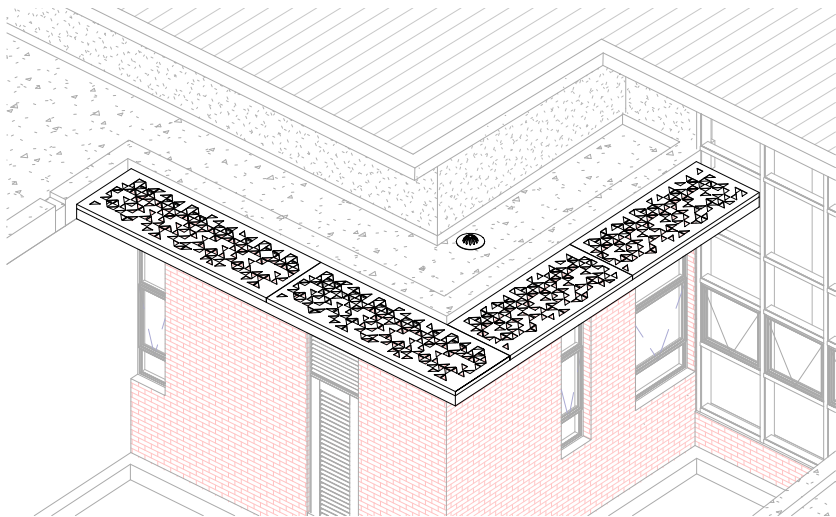
070-AL/ACP-P008 PLAN
1 : 100



070-AL/ACP-P008 ELEVATION
1 : 100



070-AL/ACP-P008 RIGHT VIEW
1 : 100



070-AL/ACP-P008 ISOMETRIC

NOTE: 1. This drawing must be read in conjunction with Schedule 100-AH
If required read in conjunction with SAGGA Glass Installation Information Schedule 100-S
2. Shop drawings and sample to be approved by Architect prior to manufacturing.
3. All dimensions to be controlled on site and where applicable to match existing structure.

DRAWING DESCRIPTION	SCALE	REVISION
ALUMINIUM PERFORATED PANEL TYPE - AL/ACP-P008	1:100	PR00 2022-01-21

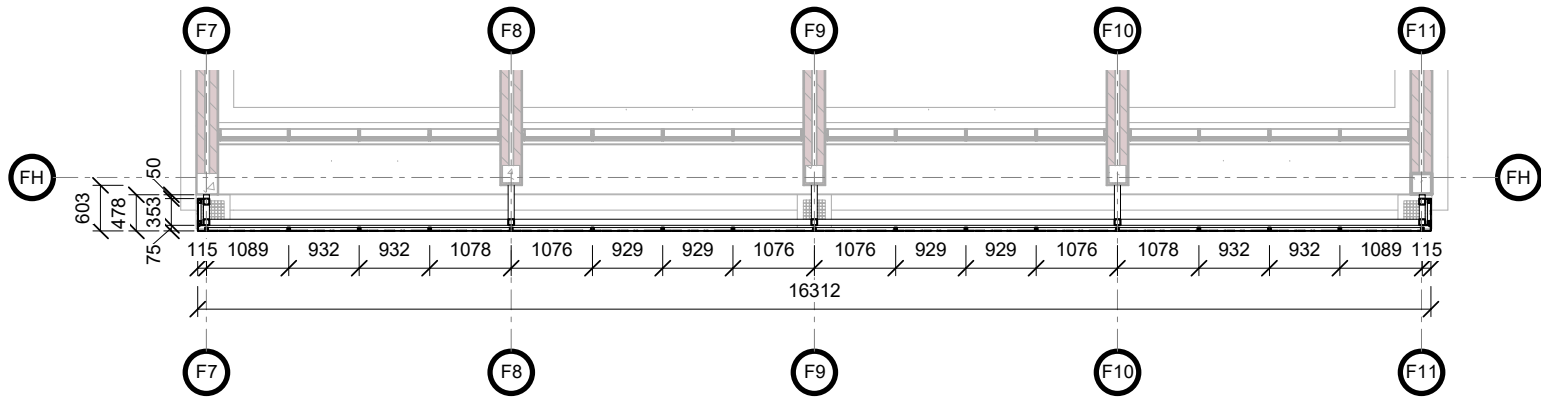
<div><div><div><div><div><div></div><div></div><div></div></div><div><div></div><div></div><div></div></div><div><div></div><div></div><div></div></div></div><div><div></div><div></div><div></div></div><div><div></div><div></div><div></div></div></div><div><div></div><div></div><div></div></div><div><div></div><div></div><div></div></div></div><div><div></div><div></div><div></div></div><div><div></div><div></div><div></div></div></div> <div><div></div><div></div><div></div></div> <div><div></div><div></div><div></div></div> <div><div></div><div></div><div></div></div> <div><div></div><div></div><div></div></div> <div><div></div><div></div><div></div></div> <div><div></div><div></div><div></div></div> <div><div></div><div></div><div></div></div> <div><div></div><div></div><div></div></div> <div><div></div><div></div><div></div></div> <div><div></div><div></div><div></div></div> <div><div></div><div></div><div></div></div> <div><div></div><div></div><div></div></div> <div><div></div><div></div><div></div></div> <div><div></div><div></div><div></div></div> <div><div></div><div></div><div></div></div> <div><div></div><div></div><div></div></div> <div><div></div><div></div><div></div></div> <div><div></div><div></div><div></div></div> <div><div></div><div></div><div></div></div> <div><div></div><div></div><div></div></div> <div><div></div><div></div><div></div></div> <div><div></div><div></div><div></div></div> <div><div></div><div></div><div></div></div> <div><div></div><div></div><div></div></div> <div><div></div><div></div><div></div></div> <div><div></div><div></div><div></div></div> <div><div></div><div></div><div></div></div> <div><div></div><div></div><div></div></div> <div><div></div><div></div><div></div></div> <div><div></div><div></div><div></div></div> <div><div></div><div></div><div></div></div> <div><div></div><div></div><div></div></div> <div><div></div><div></div><div></div></div> <div><div></div><div></div><div></div></div> <div><div></div><div></div><div></div></div> <div><div></div><div></div><div></div></div> <div><div></div><div></div><div></div></div> <div><div></div><div></div><div></div></div> <div><div></div><div></div><div></div></div> <div><div></div><div></div><div></div></div> <div><div></div><div></div><div></div></div> <div><div></div><div></div><div></div></div> <div><div></div><div></div><div></div></div> <div><div></div><div></div><div></div></div> <div><div></div><div></div><div></div></div> <div><div></div><div></div><div></div></div> <div><div></div><div></div><div></div></div> <div><div></div><div></div><div></div></div> <div><div></div><div></div><div></div></div> <div><div></div><div></div><div></div></div> <div><div></div><div></div><div></div></div> <div><div></div><div></div><div></div></div> <div><div></div><div></div><div></div></div> <div><div></div><div></div><div></div></div> <div><div></div><div></div><div></div></div> <div><div></div><div></div><div></div></div> <div><div></div><div></div><div></div></div> <div><div></div><div></div><div></div></div> <div><div></div><div></div><div></div></div> <div><div></div><div></div><div></div></div> <div><div></div><div></div><div></div></div> <div><div></div><div></div><div></div></div> <div><div></div><div></div><div></div></div> <div><div></div><div></div><div></div></div> <div><div></div><div></div><div></div></div> <div><div></div><div></div><div></div></div> <div><div></div><div></div><div></div></div> <div><div></div><div></div><div></div></div> <div><div></div><div></div><div></div></div> <div><div></div><div></div><div></div></div> <div><div></div><div></div><div></div></div> <div><div></div><div></div><div></div></div> <div><div></div><div></div><div></div></div> <div><div></div><div></div><div></div></div> <div><div></div><div></div><div></div></div> <div><div></div><div></div><div></div></div> <div><div></div><div></div><div></div></div> <div><div></div><div></div><div></div></div> <div><div></div><div></div><div></div></div> <div><div></div><div></div><div></div></div> <div><div></div><div></div><div></div></div> <div><div></div><div></div><div></div></div> <div><div></div><div></div><div></div></div> <div><div></div><div></div><div></div></div> <div><div></div><div></div><div></div></div> <div><div></div><div></div><div></div></div> <div><div></div><div></div><div></div></div> <div><div></div><div></div><div></div></div> <div><div></div><div></div><div></div></div> <div><div></div><div></div><div></div></div> <div><div></div><div></div><div></div></div> <div><div></div><div></div><div></div></div> <div><div></div><div></div><div></div></div> <div><div></div><div></div><div></div></div> <div><div></div><div></div><div></div></div> <div><div></div><div></div><div></div></div> <div><div></div><div></div><div></div></div> <div><div></div><div></div><div></div></div> <div><div></div><div></div><div></div></div> <div><div></div><div></div><div></div></div> <div><div></div><div></div><div></div></div> <div><div></div><div></div><div></div></div> <div><div></div><div></div><div></div></div> <div><div></div><div></div><div></div></div> <div><div></div><div></div><div></div></div> <div><div></div><div></div><div></div></div> <div><div></div><div></div><div></div></div> <div><div></div><div></div><div></div></div> <div><div></div><div></div><div></div></div> <div><div></div><div></div><div></div></div> <div><div></div><div></div><div></div></div> <div><div></div><div></div><div></div></div> <div><div></div><div></div><div></div></div> <div><div></div><div></div><div></div></div> <div><div></div><div></div><div></div></div> <div><div></div><div></div><div></div></div> <div><div></div><div></div><div></div></div> <div><div></div><div></div><div></div></div> <div><div></div><div></div><div></div></div> <div><div></div><div></div><div></div></div> <div><div></div><div></div><div></div></div> <div><div></div><div></div><div></div></div> <div><div></div><div></div><div></div></div> <div><div></div><div></div><div></div></div> <div><div></div><div></div><div></div></div> <div><div></div><div></div><div></div></div> <div><div></div><div></div><div></div></div> <div><div></div><div></div><div></div></div> <div><div></div><div></div><div></div></div> <div><div></div><div></div><div></div></div> <div><div></div><div></div><div></div></div> <div><div></div><div></div><div></div></div> <div><div></div><div></div><div></div></div> <div><div></div><div></div><div></div></div> <div><div></div><div></div><div></div></div> <div><div></div><div></div><div></div></div> <div><div></div><div></div><div></div></div> <div><div></div><div></div><div></div></div> <div><div></div><div></div><div></div></div> <div><div></div><div></div><div></div></div> <div><div></div><div></div><div></div></div> <div><div></div><div></div><div></div></div> <div><div></div><div></div><div></div></div> <div><div></div><div></div><div></div></div> <div><div></div><div></div><div></div></div> <div><div></div><div></div><div></div></div> <div><div></div><div></div><div></div></div> <div><div></div><div></div><div></div></div> <div><div></div><div></div><div></div></div> <div><div></div><div></div><div></div></div> <div><div></div><div></div><div></div></div> <div><div></div><div></div><div></div></div> <div><div></div><div></div><div></div></div> <div><div></div><div></div><div></div></div> <div><div></div><div></div><div></div></div> <div><div></div><div></div><div></div></div> <div><div></div><div></div><div></div></div> <div><div></div><div></div><div></div></div> <div><div></div><div></div><div></div></div> <div><div></div><div></div><div></div></div> <div><div></div><div></div><div></div></div> <div><div></div><div></div><div></div></div> <div><div></div><div></div><div></div></div> <div><div></div><div></div><div></div></div> <div><div></div><div></div><div></div></div> <div><div></div><div></div><div></div></div> <div><div></div><div></div><div></div></div> <div><div></div><div></div><div></div></div> <div><div></div><div></div><div></div></div> <div><div></div><div></div><div></div></div> <div><div></div><div></div><div></div></div> <div><div></div><div></div><div></div></div> <div><div></div><div></div><div></div></div> <div><div></div><div></div><div></div></div> <div><div></div><div></div><div></div></div> <div><div></div><div></div><div></div></div> <div><div></div><div></div><div></div></div> <div><div></div><div></div><div></div></div> <div><div></div><div></div><div></div></div> <div><div></div><div></div><div></div></div> <div><div></div><div></div><div></div></div> <div><div></div><div></div><div></div></div> <div><div></div><div></div><div></div></div> <div><div></div><div></div><div></div></div> <div><div></div><div></div><div></div></div> <div><div></div><div></div><div></div></div> <div><div></div><div></div><div></div></div> <div><div></div><div></div><div></div></div> <div><div></div><div></div><div></div></div> <div><div></div><div></div><div></div></div> <div><div></div><div></div><div></div></div> <div><div></div><div></div><div></div></div> <div><div></div><div></div><div></div></div> <div><div></div><div></div><div></div></div> <div><div></div><div></div><div></div></div> <div><div></div><div></div><div></div></div> <div><div></div><div></div><div></div></div> <div><div></div><div></div><div></div></div> <div><div></div><div></div><div></div></div> <div><div></div><div></div><div></div></div> <div><div></div><div></div><div></div></div> <div><div></div><div></div><div></div></div> <div><div></div><div></div><div></div></div> <div><div></div><div></div><div></div></div> <div><div></div><div></div><div></div></div> <div><div></div><div></div><div></div></div> <div><div></div><div></div><div></div></div> <div><div></div><div></div><div></div></div> <div><div></div><div></div><div></div></div> <div><div></div><div></div><div></div></div> <div><div></div><div></div><div></div></div> <div><div></div><div></div><div></div></div> <div><div></div><div></div><div></div></div> <div><div></div><div></div><div></div></div> <div><div></div><div></div><div></div></div> <div><div></div><div></div><div></div></div> <div><div></div><div></div><div></div></div> <div><div></div><div></div><div></div></div> <div><div></div><div></div><div></div></div> <div><div></div><div></div><div></div></div> <div><div></div><div></div><div></div></div> <div><div></div><div></div><div></div></div> <div><div></div><div></div><div></div></div> <div><div></div><div></div><div></div></div> <div><div></div><div></div><div></div></div> <div><div></div><div></div><div></div></div> <div><div></div><div></div><div></div></div> <div><div></div><div></div><div></div></div> <div><div></div><div></div><div></div></div> <div><div></div><div></div><div></div></div> <div><div></div><div></div><div></div></div> <div><div></div><div></div><div></div></div> <div><div></div><div></div><div></div></div> <div><div></div><div></div><div></div></div> <div><div></div><div></div><div></div></div> <div><div></div><div></div><div></div></div> <div><div></div><div></div><div></div></div> <div><div></div><div></div><div></div></div> <div><div></div><div></div><div></div></div> <div><div></div><div></div><div></div></div> <div><div></div><div></div><div></div></div> <div><div></div><div></div><div></div></div> <div><div></div><div></div><div></div></div> <div><div></div><div></div><div></div></div> <div><div></div><div></div><div></div></div> <div><div></div><div></div><div></div></div> <div><div></div><div></div><div></div></div> <div><div></div><div></div><div></div></div> <div><div></div><div></div><div></div></div> <div><div></div><div></div><div></div></div> <div><div></div><div></div><div></div></div> <div><div></div><div></div><div></div></div> </	
---	--



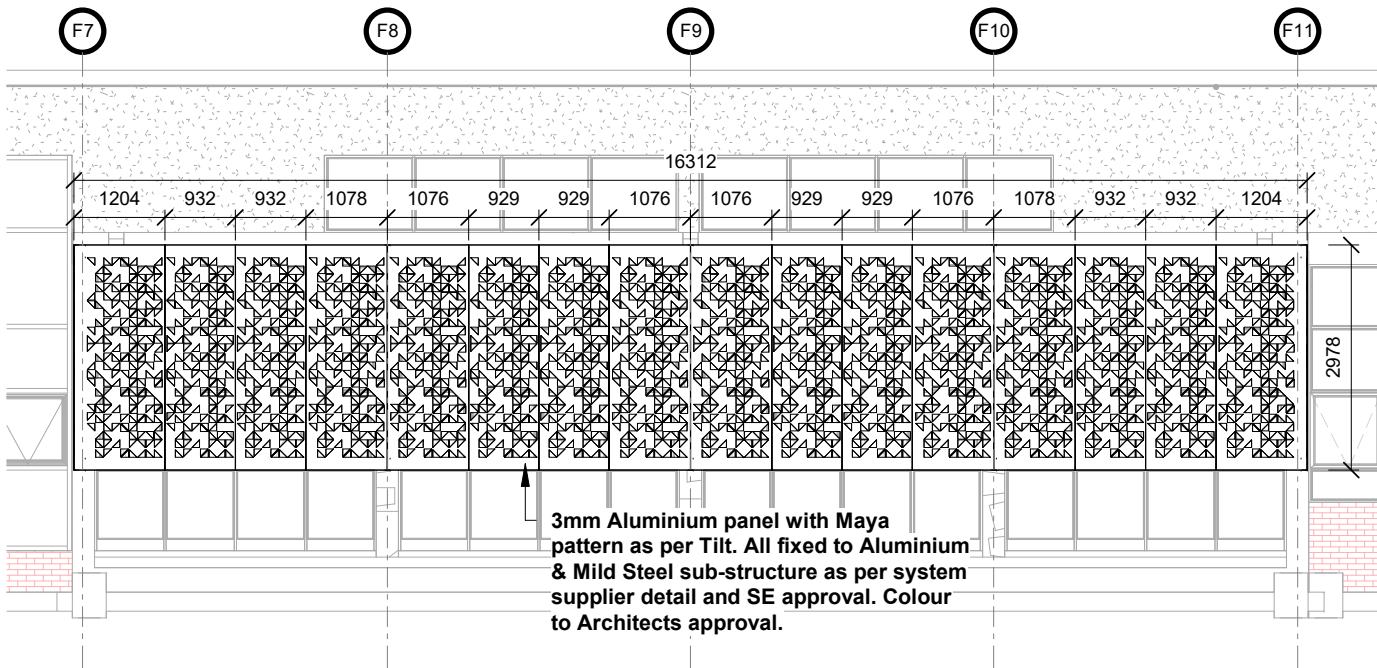
HOSPITAL DESIGN GROUP

Omega Building
57 Warden Street
Harrismith 9880
PO Box 762

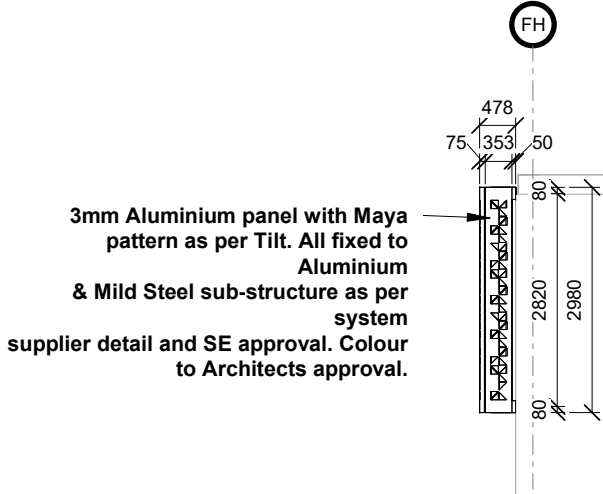
T +27 58 622 3942
F +27 58 623 0844
E info@hdg.co.za
W www.hdg.co.za



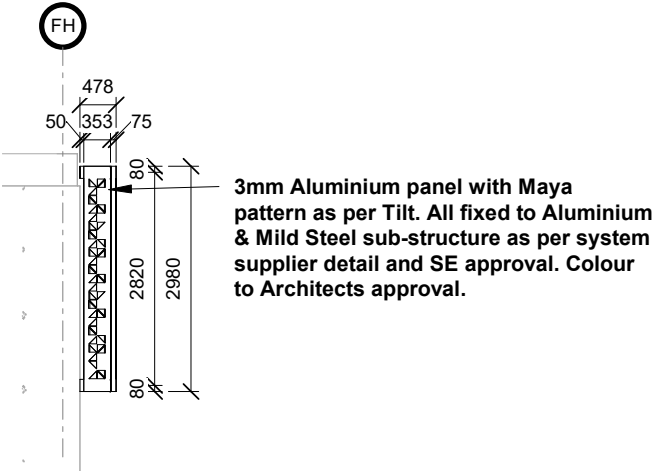
070-AL/ACP-P009 PLAN
1 : 100



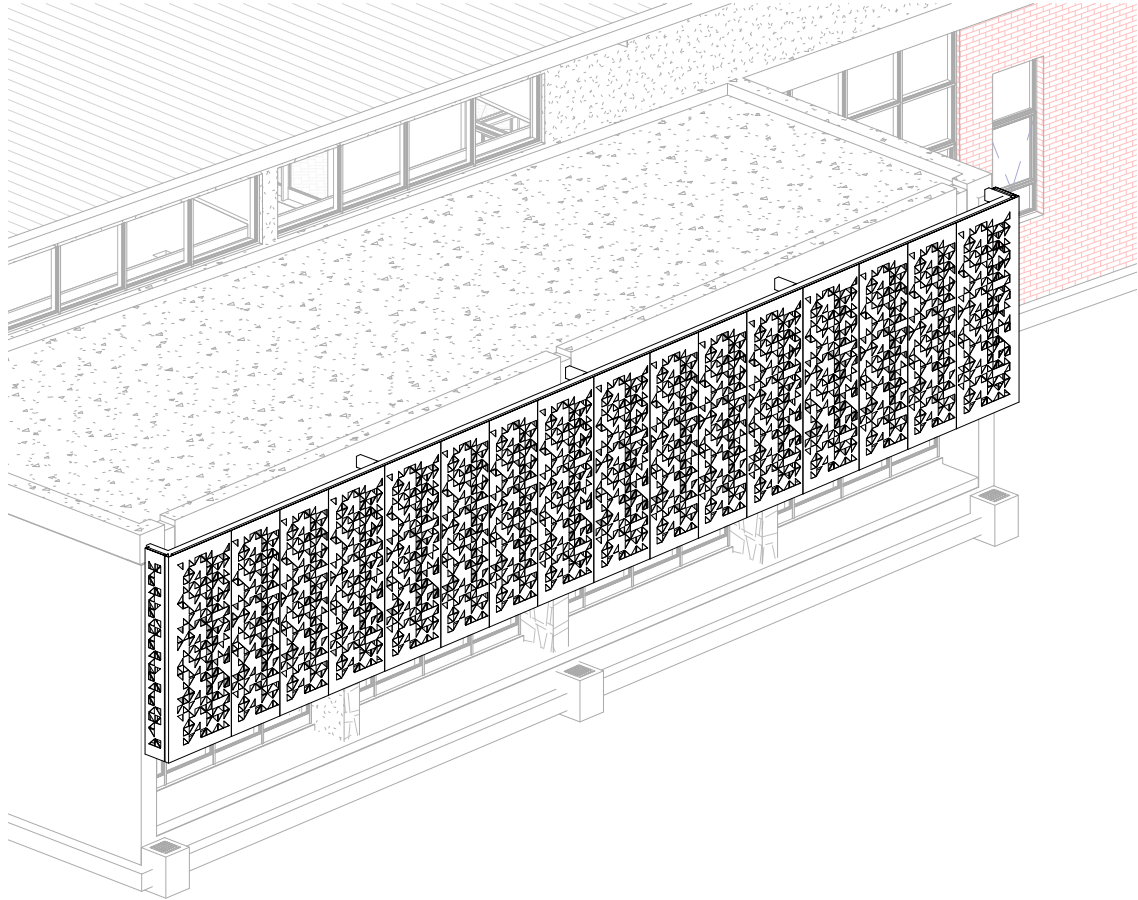
070-AL/ACP-P009 ELEVATION
1 : 100



070-AL/ACP-P009 RIGHT VIEW
1 : 100



070-AL/ACP-P009 LEFT VIEW
1 : 100



070-AL/ACP-P009 ISOMETRIC

NOTE: 1. This drawing must be read in conjunction with Schedule 100-AH
If required read in conjunction with SAGGA Glass Installation Information Schedule 100-S
2. Shop drawings and sample to be approved by Architect prior to manufacturing.
3. All dimensions to be controlled on site and where applicable to match existing structure.

NOTES:	
1. ALL DIMENSIONS AND LEVELS TO BE CHECKED ON SITE AND WHERE APPLICABLE TO MATCH EXISTING STRUCTURE	6. ALL DIMENSIONS AS SHOWN ON PLAN TO BE PLOTTED ON SITE AT A HORIZONTAL LEVEL.
2. ANY DISCREPANCY OR CONTRADICTION TO IMMEDIATELY BE REPORTED TO THE ARCHITECT.	7. THE CONTRACTOR IS RESPONSIBLE FOR THE CORRECT LAYOUT OF BUILDINGS ON SITE IN RELATION TO SITE BOUNDARIES AND BUILDING LINES.
3. DRAWINGS NOT TO BE SCALED.	8. ALL DRAWINGS TO BE READ IN CONJUNCTION WITH STRUCTURAL / CIVIL ENGINEERS DETAIL AND DRAWINGS WHERE APPLICABLE.
4. USE PROFILE COLUMNS AT 85mm, CENTRES FOR BRICKWORK EXCEPT WHERE SPECIFIED DIFFERENTLY.	9. ALL BUILDING WORK TO COMPLY WITH SABS/NBR 0400 OF 1990
5. A COMPLETE SET OF DRAWINGS TO BE AVAILABLE ON SITE AT ALL TIMES.	

REVISIONS			
REVS.	DATE	SIGN.	DESCRIPTION
None			

REVISIONS			
REVS.	DATE	SIGN.	DESCRIPTION
None			

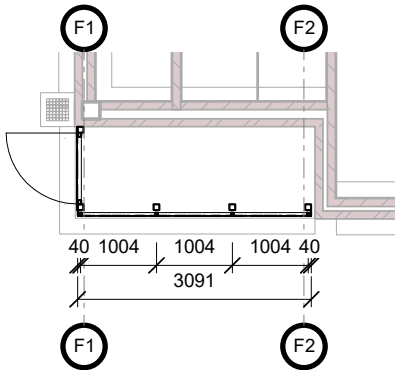
REVISIONS			
REVS.	DATE	SIGN.	DESCRIPTION
None			

LEGENDS	

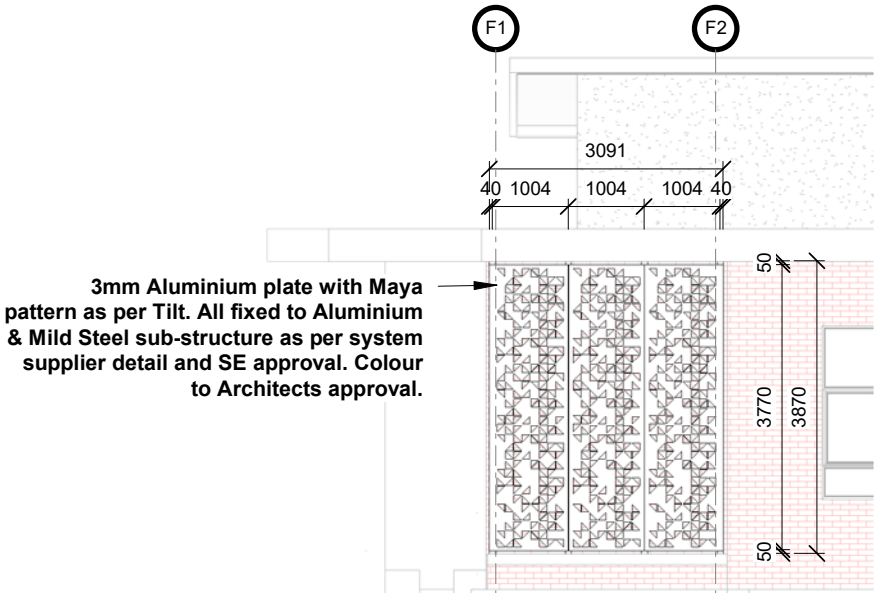
DRAWING STATUS
PRE-CONSTRUCTION
PROJECT TITLE
NCDOH NURSING COLLEGE PHASE 2

DRAWING DESCRIPTION	
ALUMINIUM PERFORATED PANEL TYPE - AL/ACP-P009	
SCALE	1:100 / A2
D.O.W No.	
REF. No.	
PROJECT DATE	2021-02-02
PLOT DATE	2022-01-21
DRAWN	TB / None

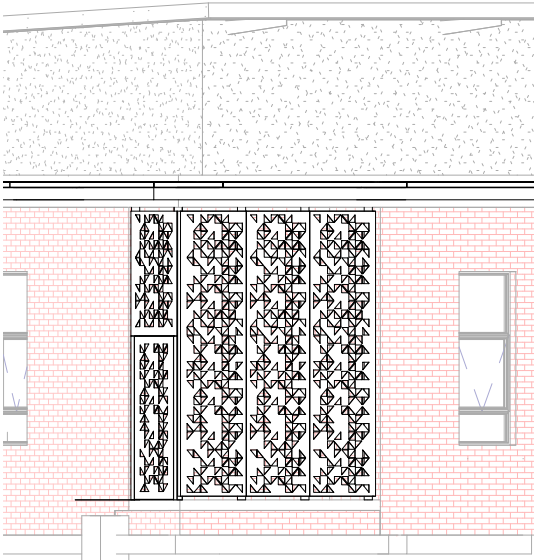
 HOSPITAL DESIGN GROUP			Omega Building 57 Warden Street Harrismith 9680 PO Box 782 T +27 56 822 3942 F +27 56 823 0844 E info@hdg.co.za W www.hdg.co.za
PROJECT NO:	DRAWING NO:	REVISION	
20059P2	P2A-HDG-070-ALACP-P009	PR00	2022-01-21



070-AL/ACP-P010 PLAN
1 : 100



070-AL/ACP-P010 ELEVATION
1 : 100




070-AL/ACP-P010 ISOMETRIC

NOTE: 1. This drawing must be read in conjunction with Schedule 100-AH
If required read in conjunction with SAGGA Glass Installation Information Schedule 100-S
2. Shop drawings and sample to be approved by Architect prior to manufacturing.
3. All dimensions to be controlled on site and where applicable to match existing structure.

DRAWING DESCRIPTION	SCALE	REVISION
ALUMINIUM PERFORATED PANEL TYPE - AL/ACP-P010	1:100	PR00 2022-01-21

PROJECT TITLE	
NCDOH NURSING COLLEGE PHASE 2	
PROJECT NO:	20059P2
DRAWN	TB / None
PROJECT DATE	2021-02-02
ISSUED	2022-01-21
DRAWING NO:	
P2A-HDG-070-ALACP-P010	

 HOSPITAL DESIGN GROUP	Omega Building 57 Warden Street Hartismith 9880 PO Box 762
	T +27 58 622 3942 F +27 58 623 0844 E info@hdg.co.za W www.hdg.co.za

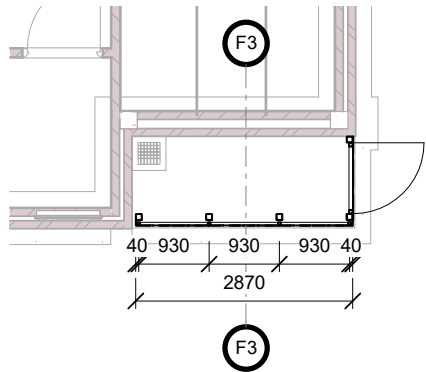


HOSPITAL DESIGN GROUP

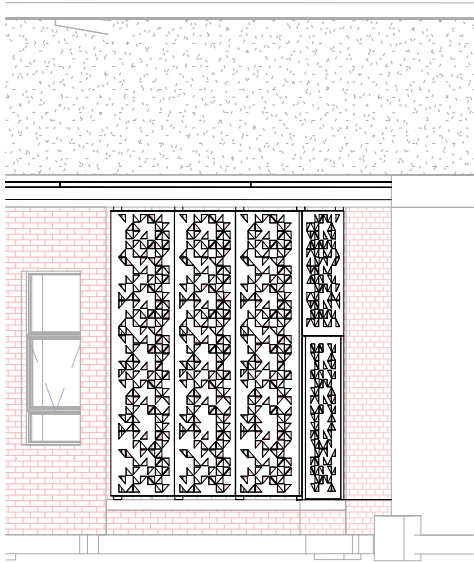
Omega Building
57 Warden Street
Harrismith 9880
PO Box 762

T +27 58 622 3942
F +27 58 623 0844
E info@hdg.co.za
W www.hdg.co.za

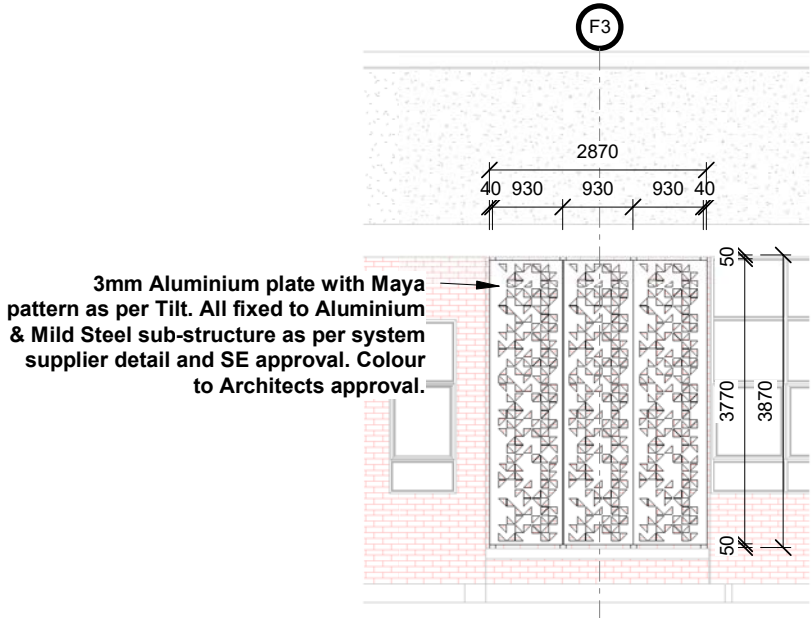
NOTE: 1. This drawing must be read in conjunction with Schedule 100-AH
If required read in conjunction with SAGGA Glass Installation Information Schedule 100-S
2. Shop drawings and sample to be approved by Architect prior to manufacturing.
3. All dimensions to be controlled on site and where applicable to match existing structure.



070-AL/ACP-P011 PLAN
1 : 100




070-AL/ACP-P011 ISOMETRIC



070-AL/ACP-P011 ELEVATION
1 : 100

DRAWING DESCRIPTION	SCALE	REVISION
ALUMINIUM PERFORATED PANEL TYPE - AL/ACP-P011	1:100	PR00 2022-01-21

PROJECT TITLE	
NCDOH NURSING COLLEGE PHASE 2	
PROJECT NO:	20059P2
DRAWN	TB / None
PROJECT DATE	2021-02-02
ISSUED	2022-01-21
DRAWING NO:	
P2A-HDG-070-ALACP-P011	

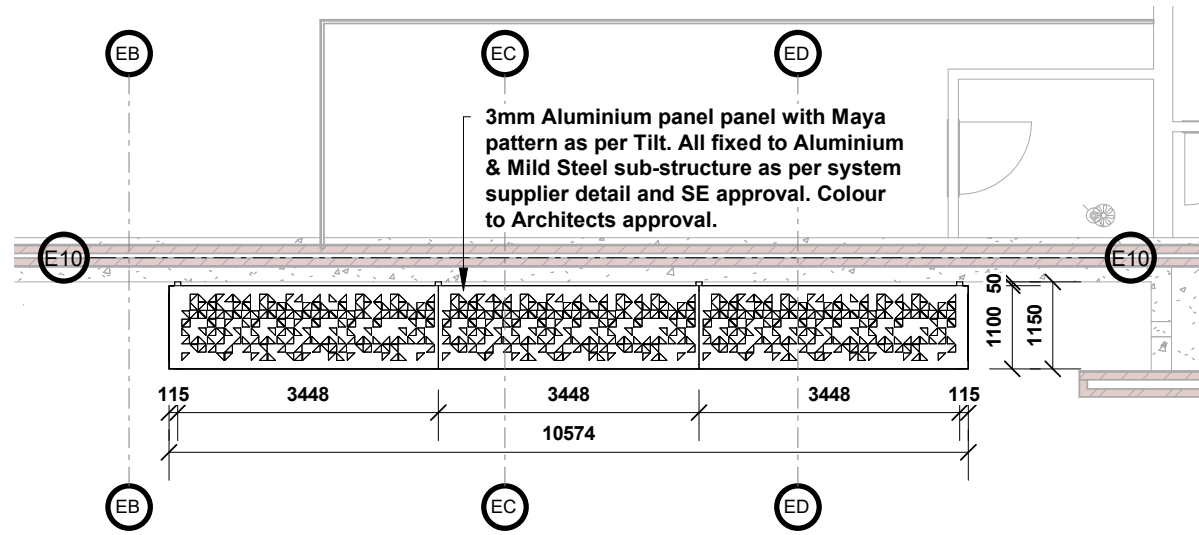
 <div><p>Omega Building 57 Warden Street Harrismith 9880 PO Box 762</p></div>	<div><p>T +27 58 622 3942 F +27 58 623 0844 E info@hdg.co.za W www.hdg.co.za</p></div> <div><p>HOSPITAL DESIGN GROUP</p></div>
--	--



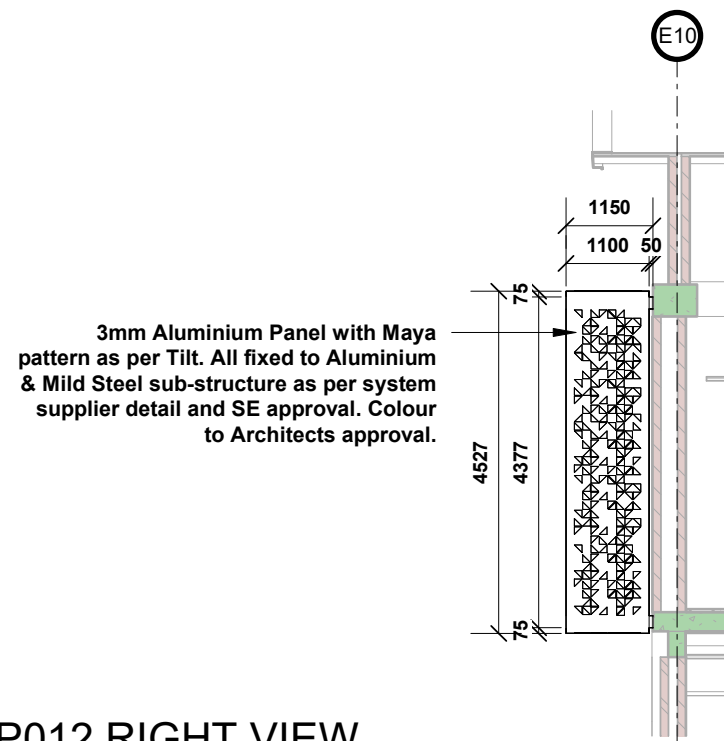
HDG
HOSPITAL DESIGN GROUP

Omega Building
57 Warden Street
Harrismith 9880
PO Box 762

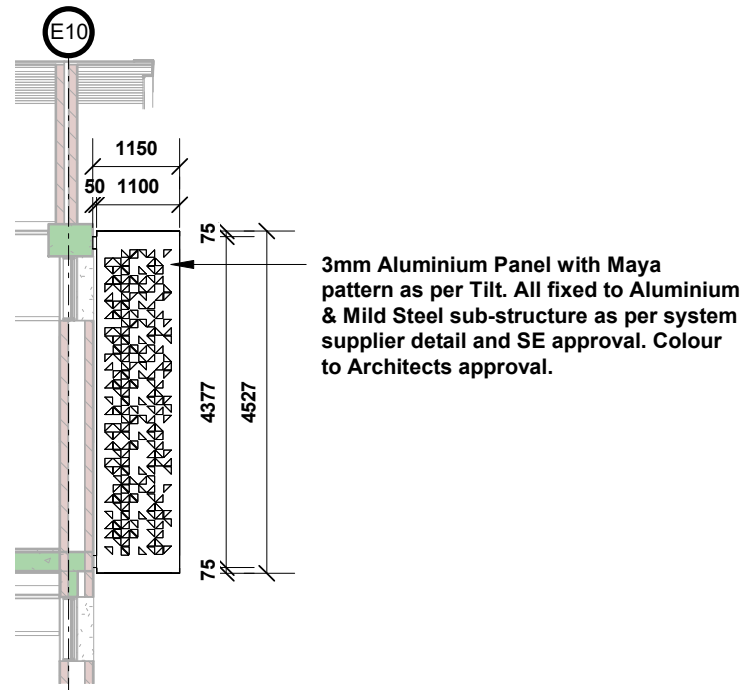
T +27 58 622 3942
F +27 58 623 0844
E info@hdg.co.za
W www.hdg.co.za



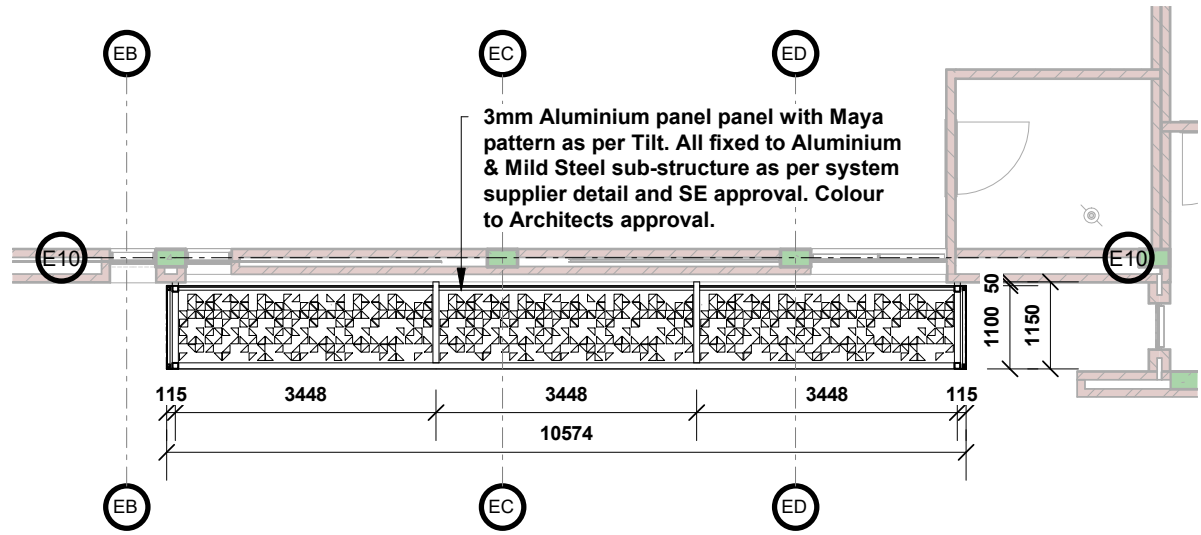
070-AL/ACP-P012 PLAN
1 : 100



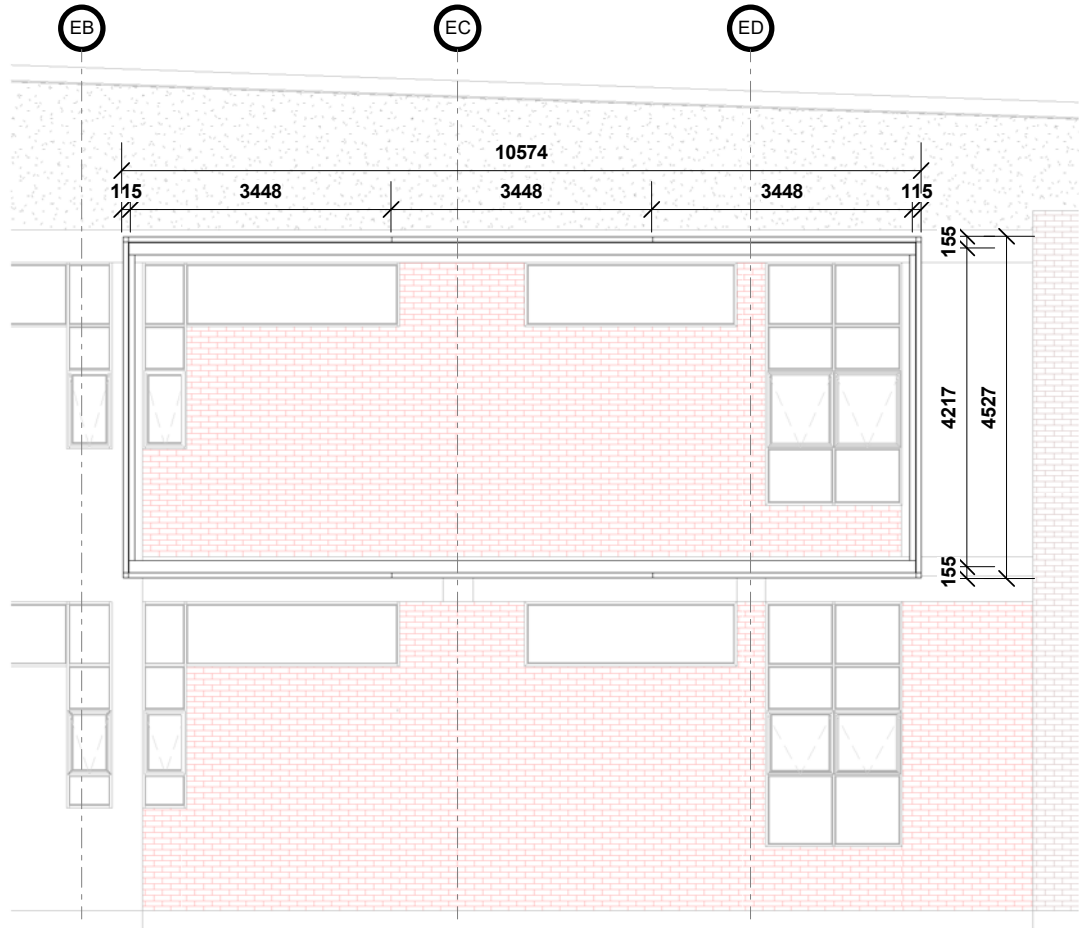
070-AL/ACP-P012 RIGHT VIEW
1 : 100



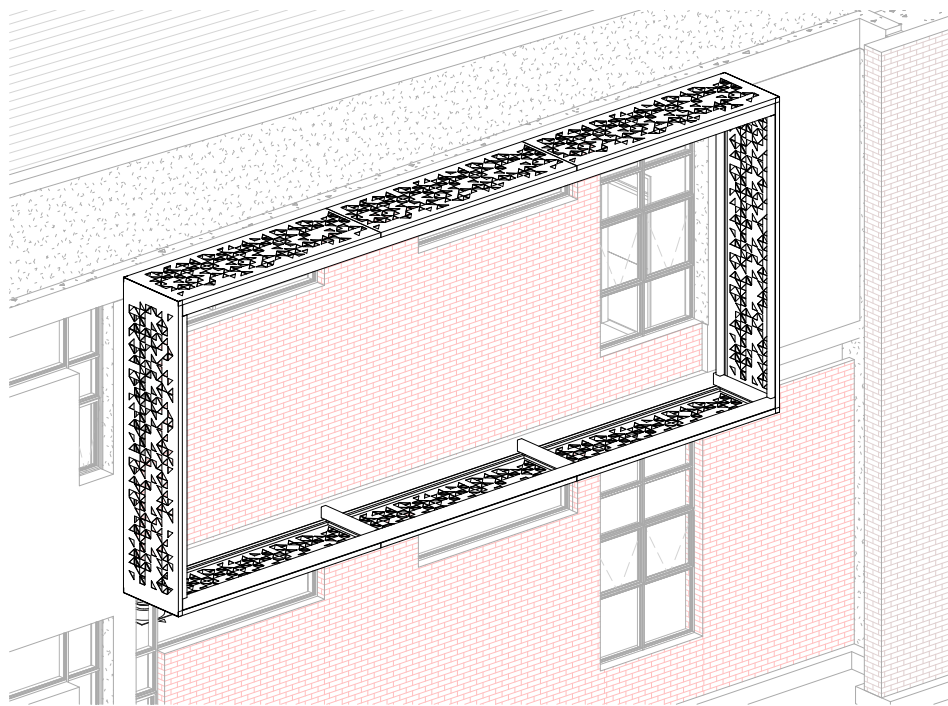
070-AL/ACP-P012 LEFT VIEW
1 : 100



070-AL/ACP-P012 SECTION PLAN
1 : 100



070-AL/ACP-P012 ELEVATION
1 : 100



070-AL/ACP-P012 ISOMETRIC

NOTE: 1. This drawing must be read in conjunction with Schedule 100-AH
If required read in conjunction with SAGGA Glass Installation Information Schedule 100-S
2. Shop drawings and sample to be approved by Architect prior to manufacturing.
3. All dimensions to be controlled on site and where applicable to match existing structure.

NOTES:	
1. ALL DIMENSIONS AND LEVELS TO BE CHECKED ON SITE AND WHERE APPLICABLE TO MATCH EXISTING STRUCTURE	6. ALL DIMENSIONS AS SHOWN ON PLAN TO BE PLOTTED ON SITE AT A HORIZONTAL LEVEL.
2. ANY DISCREPANCY OR CONTRADICTION TO IMMEDIATELY BE REPORTED TO THE ARCHITECT.	7. THE CONTRACTOR IS RESPONSIBLE FOR THE CORRECT LAYOUT OF BUILDINGS ON SITE IN RELATION TO SITE BOUNDARIES AND BUILDING LINES.
3. DRAWINGS NOT TO BE SCALED.	8. ALL DRAWINGS TO BE READ IN CONJUNCTION WITH STRUCTURAL / CIVIL ENGINEERS DETAIL AND DRAWINGS WHERE APPLICABLE.
4. USE PROFILE COLUMNS AT 85mm, CENTRES FOR BRICKWORK EXCEPT WHERE SPECIFIED DIFFERENTLY.	9. ALL BUILDING WORK TO COMPLY WITH SABS/NBR 0400 OF 1990
5. A COMPLETE SET OF DRAWINGS TO BE AVAILABLE ON SITE AT ALL TIMES.	

REVISIONS	
REVS.	DATE SIGN. DESCRIPTION
None	

REVISIONS	
REVS.	DATE SIGN. DESCRIPTION
None	

REVISIONS	
REVS.	DATE SIGN. DESCRIPTION
None	

LEGENDS	

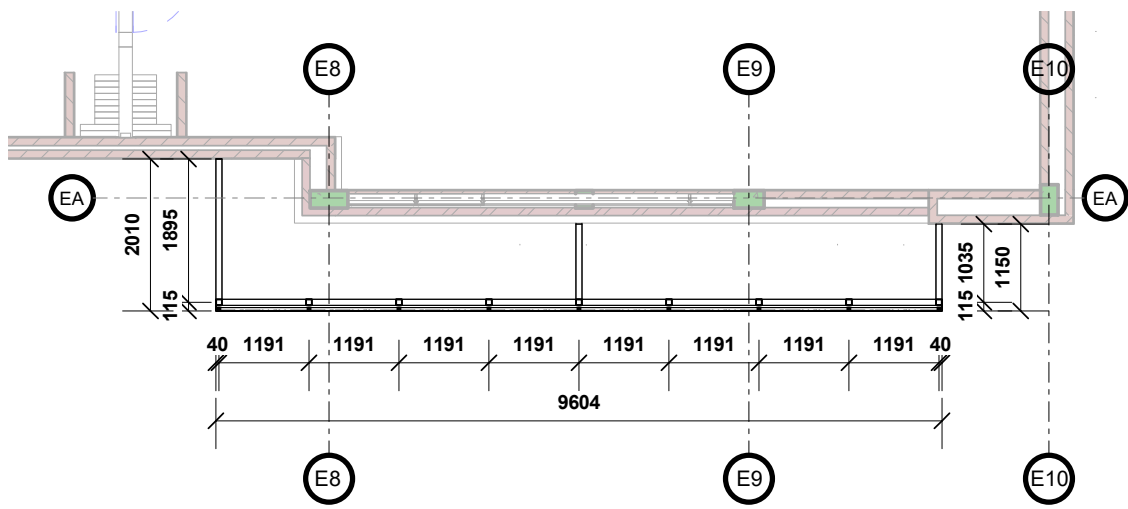
DRAWING STATUS	
PRE-CONSTRUCTION	
PROJECT TITLE	
NCD OH NURSING COLLEGE	
PHASE 2	

DRAWING DESCRIPTION	
ALUMINIUM PERFORATED PANEL	
TYPE - AL/ACP-P012	
SCALE	
1:100 / A2	
D.O.W No.	
REF. No.	
PROJECT DATE	
2021-02-02	
PLOT DATE	
2022-01-21	
DRAWN	
TB / None	

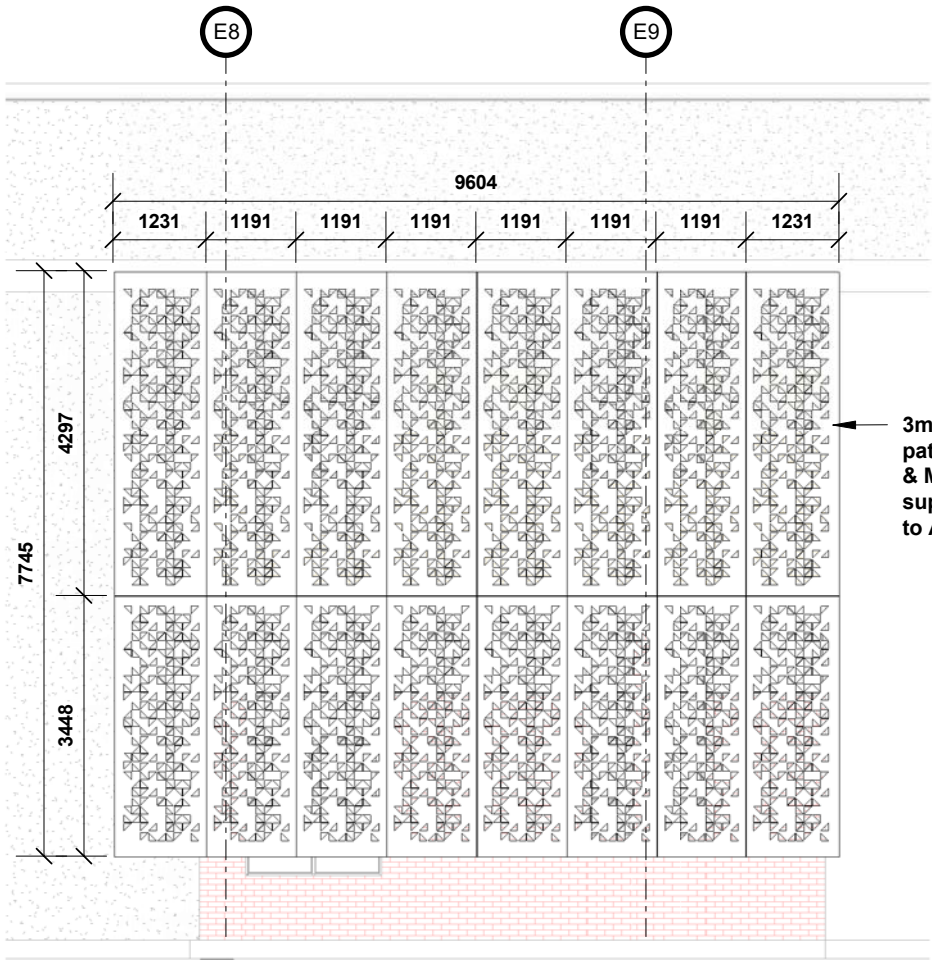
HDPG		
HOSPITAL DESIGN GROUP		
PROJECT NO:	DRAWING NO:	REVISION
20059P2	P2A-HDG-070-ALACP-P012	PR00
		2022-01-21

Omega Building
57 Warden Street
Harrismith 9680
PO Box 782

T +27 58 822 3942
F +27 58 823 0844
E info@hdp.co.za
W www.hdg.co.za

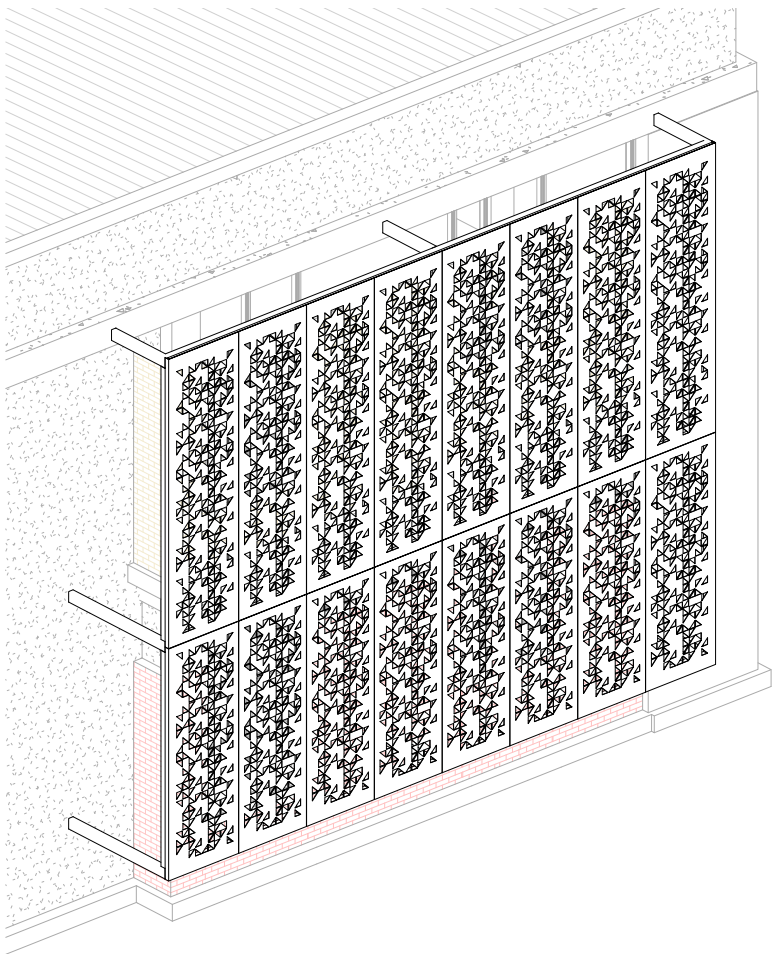


070-AL/ACP-P013 PLAN
1 : 100



3mm Aluminium Panel with Maya pattern as per Tilt. All fixed to Aluminium & Mild Steel sub-structure as per system supplier detail and SE approval. Colour to Architects approval.

070-AL/ACP-P013 ELEVATION
1 : 100



070-AL/ACP-P013 ISOMETRIC

NOTE: 1. This drawing must be read in conjunction with Schedule 100-AH
If required read in conjunction with SAGGA Glass Installation Information Schedule 100-S
2. Shop drawings and sample to be approved by Architect prior to manufacturing.
3. All dimensions to be controlled on site and where applicable to match existing structure.

NOTES:	
1. ALL DIMENSIONS AND LEVELS TO BE CHECKED ON SITE AND WHERE APPLICABLE TO MATCH EXISTING STRUCTURE	6. ALL DIMENSIONS AS SHOWN ON PLAN TO BE PLOTTED ON SITE AT A HORIZONTAL LEVEL.
2. ANY DISCREPANCY OR CONTRADICTION TO IMMEDIATELY BE REPORTED TO THE ARCHITECT.	7. THE CONTRACTOR IS RESPONSIBLE FOR THE CORRECT LAYOUT OF BUILDINGS ON SITE IN RELATION TO SITE BOUNDARIES AND BUILDING LINES.
3. DRAWINGS NOT TO BE SCALED.	8. ALL DRAWINGS TO BE READ IN CONJUNCTION WITH STRUCTURAL / CIVIL ENGINEERS DETAIL AND DRAWINGS WHERE APPLICABLE.
4. USE PROFILE COLUMNS AT 85mm, CENTRES FOR BRICKWORK EXCEPT WHERE SPECIFIED DIFFERENTLY.	9. ALL BUILDING WORK TO COMPLY WITH SABS/NBR 0400 OF 1990
5. A COMPLETE SET OF DRAWINGS TO BE AVAILABLE ON SITE AT ALL TIMES.	

REVISIONS			
REVS.	DATE	SIGN.	DESCRIPTION
None			

REVISIONS			
REVS.	DATE	SIGN.	DESCRIPTION
None			

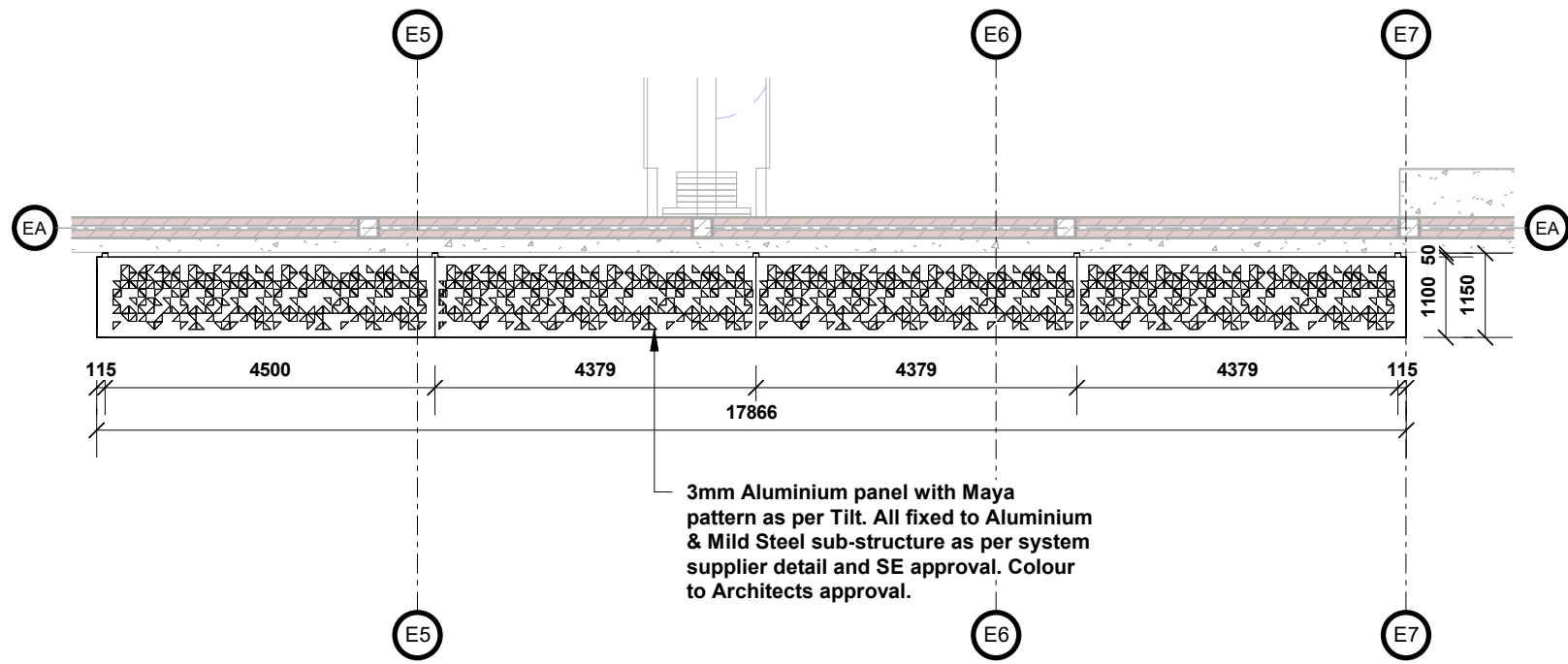
REVISIONS			
REVS.	DATE	SIGN.	DESCRIPTION
None			

LEGENDS	

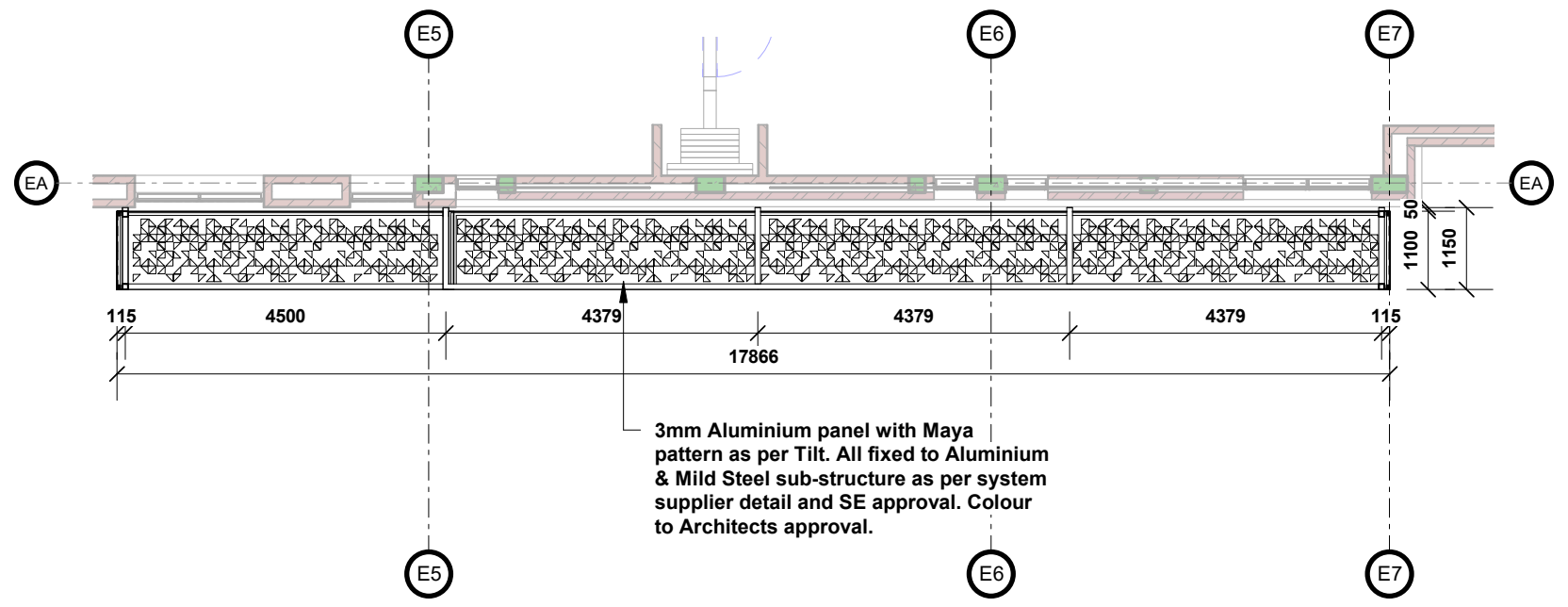
DRAWING STATUS
PRE-CONSTRUCTION
PROJECT TITLE
NCDOH NURSING COLLEGE PHASE 2

DRAWING DESCRIPTION	
ALUMINIUM PERFORATED PANEL TYPE - AL/ACP-P013	
SCALE	1:100 / A2
D.O.W No.	
REF. No.	
PROJECT DATE	2021-02-02
PLOT DATE	2022-01-24
DRAWN	TB / None

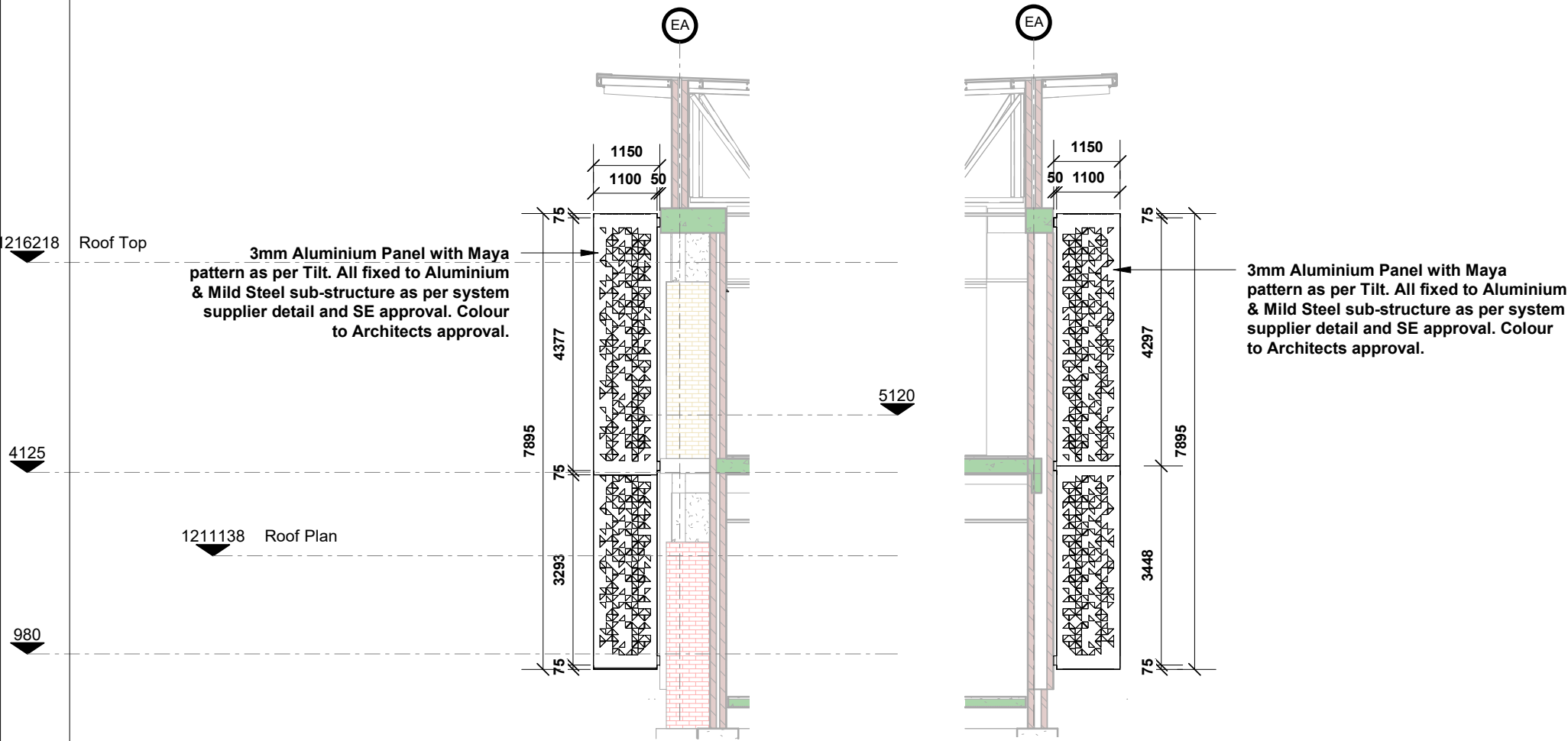
 HOSPITAL DESIGN GROUP			Omega Building 57 Warden Street Harrismith 9690 PO Box 782
PROJECT NO:	DRAWING NO:	REVISION	
20059P2	P2A-HDG-070-ALACP-P013	PR00 2022-01-24	



070-AL/ACP-P014 PLAN
1 : 100

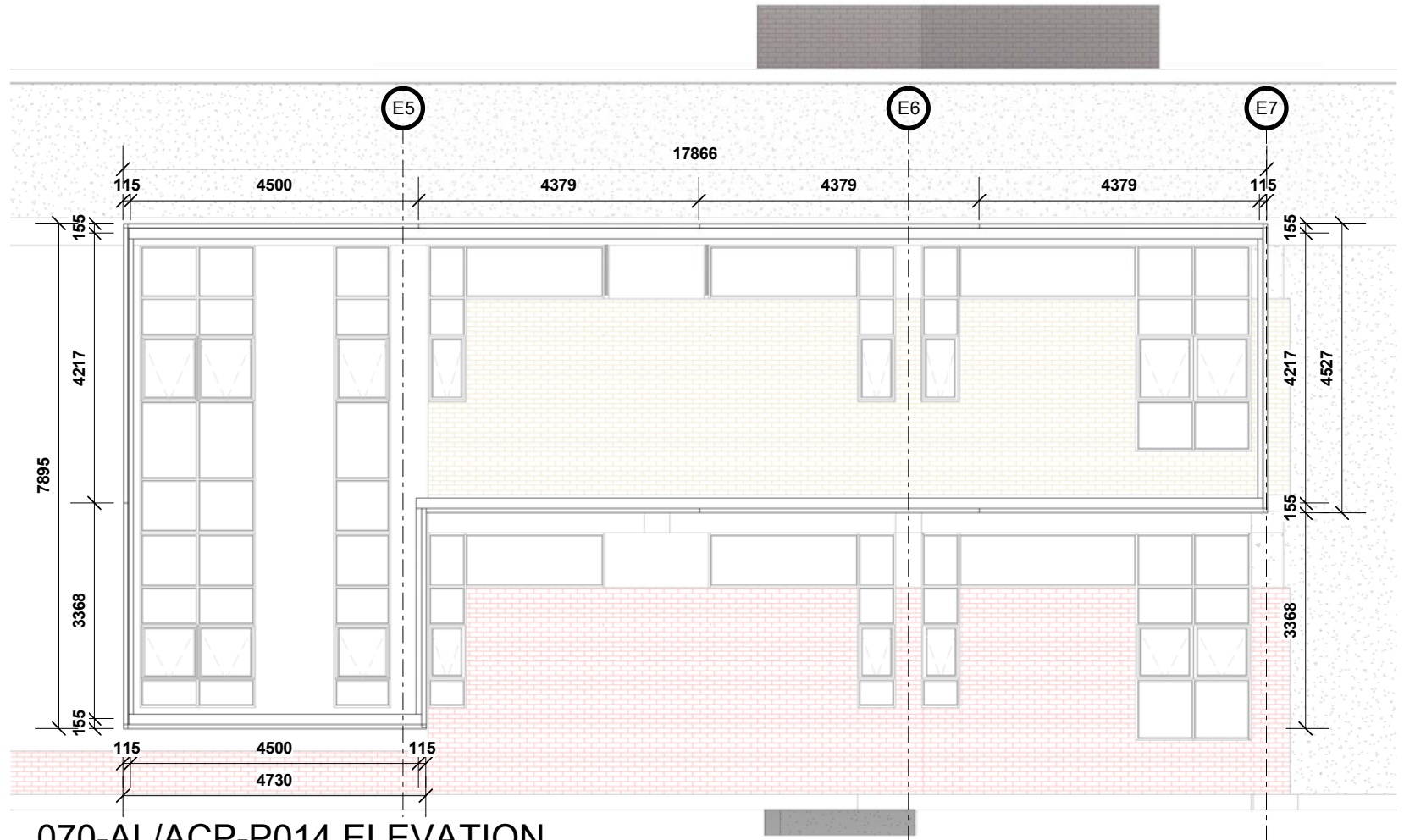


070-AL/ACP-P014 SECTION PLAN
1 : 100

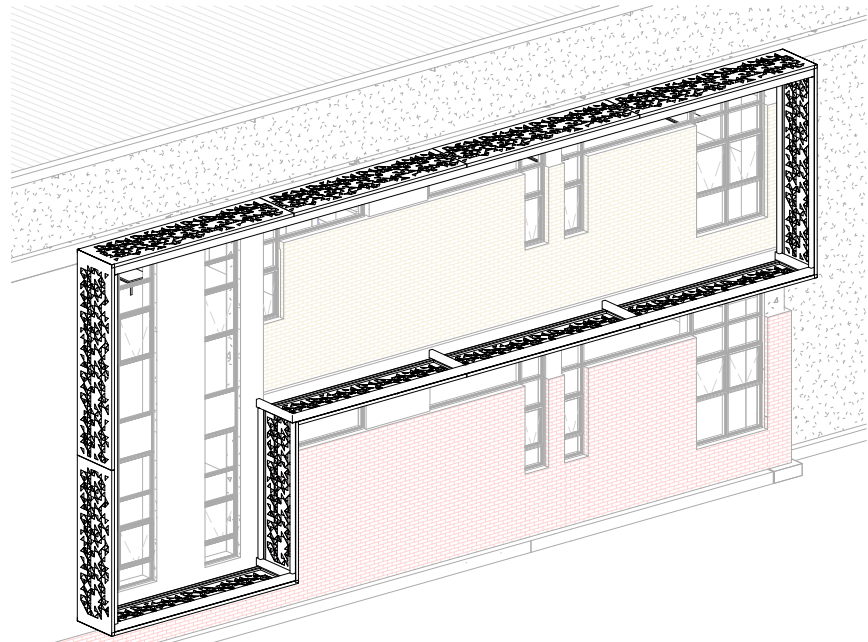


070-AL/ACP-P014 RIGHT VIEW
1 : 100

070-AL/ACP-P014 LEFT VIEW
1 : 100



070-AL/ACP-P014 ELEVATION
1 : 100



070-AL/ACP-P014 ISOMETRIC

NOTE: 1. This drawing must be read in conjunction with Schedule 100-AH
If required read in conjunction with SAGGA Glass Installation Information Schedule 100-S
2. Shop drawings and sample to be approved by Architect prior to manufacturing.
3. All dimensions to be controlled on site and where applicable to match existing structure.

NOTES:	
1. ALL DIMENSIONS AND LEVELS TO BE CHECKED ON SITE AND WHERE APPLICABLE TO MATCH EXISTING STRUCTURE	6. ALL DIMENSIONS AS SHOWN ON PLAN TO BE PLOTTED ON SITE AT A HORIZONTAL LEVEL.
2. ANY DISCREPANCY OR CONTRADICTION TO IMMEDIATELY BE REPORTED TO THE ARCHITECT.	7. THE CONTRACTOR IS RESPONSIBLE FOR THE CORRECT LAYOUT OF BUILDINGS ON SITE IN RELATION TO SITE BOUNDARIES AND BUILDING LINES.
3. DRAWINGS NOT TO BE SCALED.	8. ALL DRAWINGS TO BE READ IN CONJUNCTION WITH STRUCTURAL / CIVIL ENGINEERS DETAIL AND DRAWINGS WHERE APPLICABLE.
4. USE PROFILE COLUMNS AT 85mm, CENTRES FOR BRICKWORK EXCEPT WHERE SPECIFIED DIFFERENTLY.	9. ALL BUILDING WORK TO COMPLY WITH SABS/NBR 0400 OF 1990
5. A COMPLETE SET OF DRAWINGS TO BE AVAILABLE ON SITE AT ALL TIMES.	

REVISIONS	
REVS	DATE SIGN DESCRIPTION
None	

REVISIONS	
REVS	DATE SIGN DESCRIPTION
None	

REVISIONS	
REVS	DATE SIGN DESCRIPTION
None	

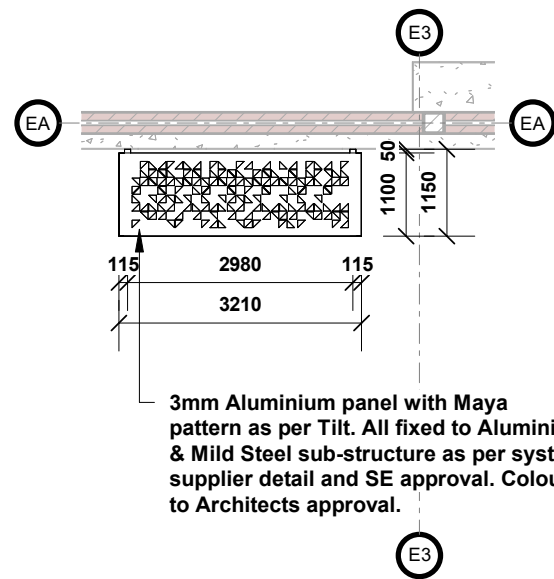
LEGENDS	

DRAWING STATUS	
PRE-CONSTRUCTION	
PROJECT TITLE	
NCDON NURSING COLLEGE	
PHASE 2	

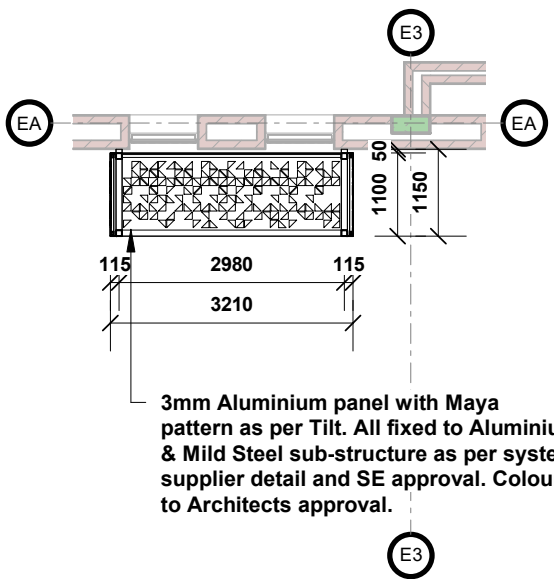
DRAWING DESCRIPTION	
ALUMINIUM PERFORATED PANEL	
TYPE - AL/ACP-P014	
SCALE	
1:100 / A2	
D.O.W No.	
REF. No.	
PROJECT DATE	
2021-02-02	
PLOT DATE	
2022-01-24	
DRAWN	
TB / None	

HDPG HOSPITAL DESIGN GROUP		
PROJECT NO:	DRAWING NO:	REVISION
20059P2	P2A-HDG-070-ALACP-P014	PR00
		2022-01-24

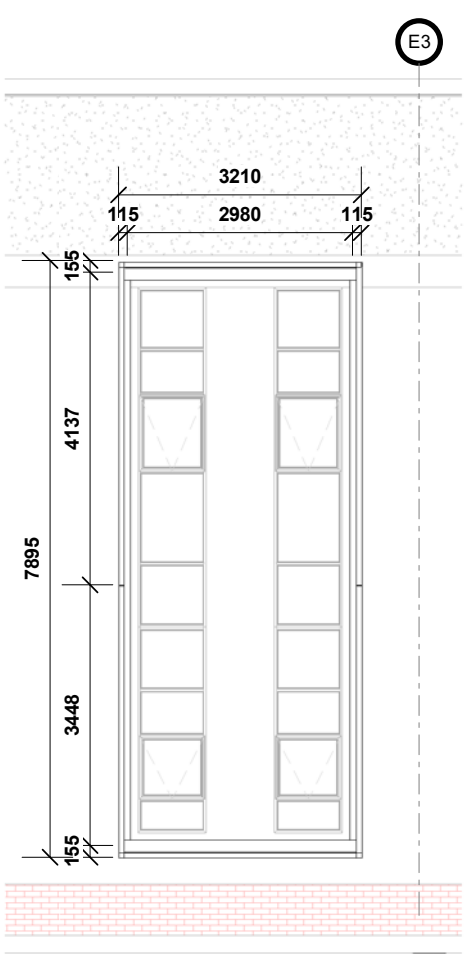
Omega Building
57 Warden Street
Harrismith 9680
PO Box 782
T +27 56 822 3942
F +27 56 823 0844
E info@hdp.co.za
W www.hdp.co.za



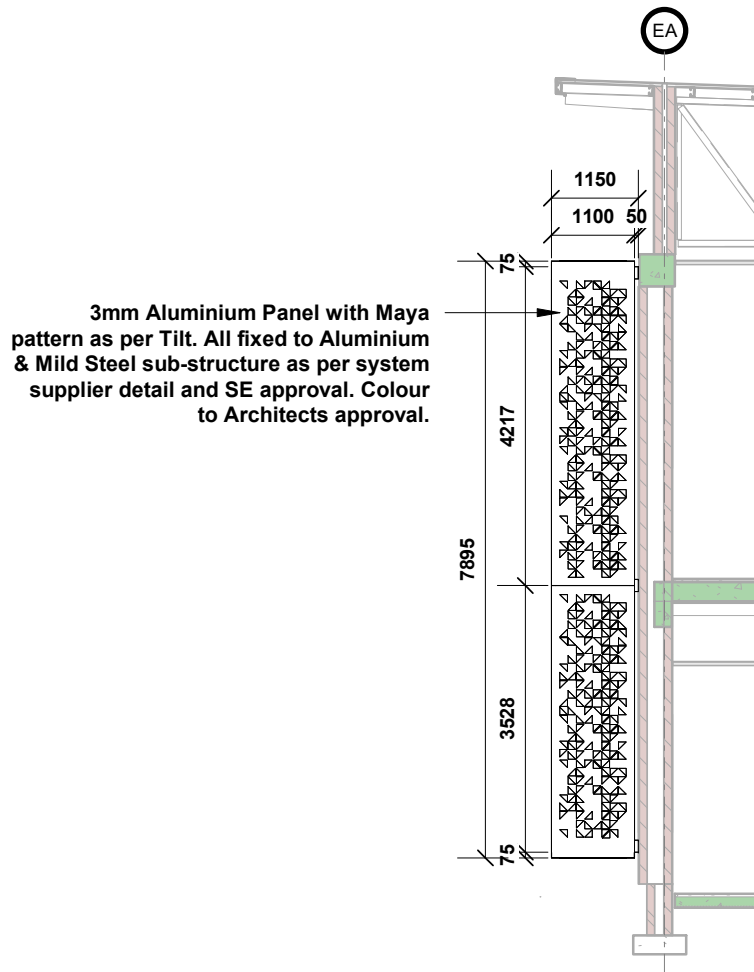
070-AL/ACP-P015 PLAN
1 : 100



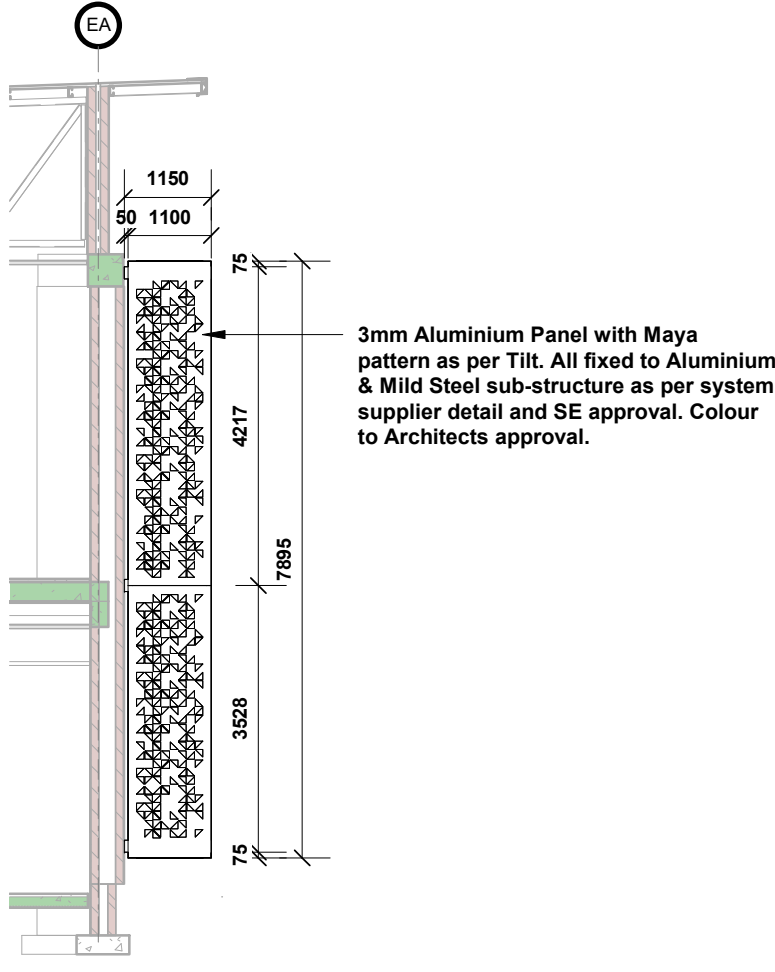
070-AL/ACP-P015 SECTION PLAN
1 : 100



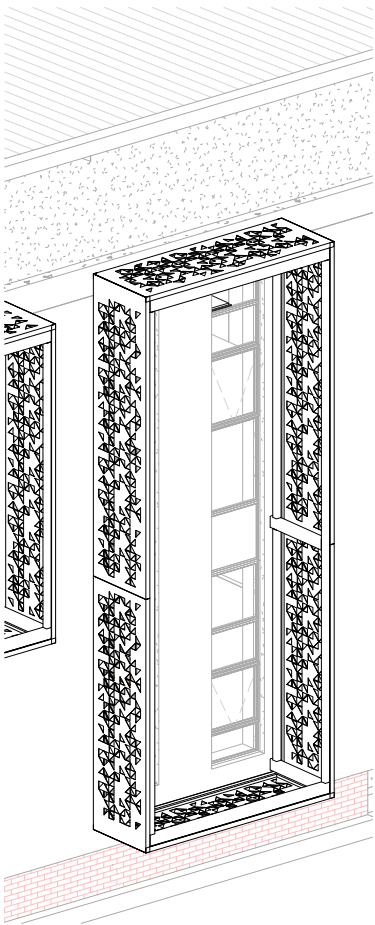
070-AL/ACP-P015 ELEVATION
1 : 100



070-AL/ACP-P015 RIGHT VIEW
1 : 100



070-AL/ACP-P015 LEFT VIEW
1 : 100



070-AL/ACP-P015 ISOMETRIC

NOTE: 1. This drawing must be read in conjunction with Schedule 100-AH
If required read in conjunction with SAGGA Glass Installation Information Schedule 100-S
2. Shop drawings and sample to be approved by Architect prior to manufacturing.
3. All dimensions to be controlled on site and where applicable to match existing structure.

NOTES:	
1. ALL DIMENSIONS AND LEVELS TO BE CHECKED ON SITE AND WHERE APPLICABLE TO MATCH EXISTING STRUCTURE	6. ALL DIMENSIONS AS SHOWN ON PLAN TO BE PLOTTED ON SITE AT A HORIZONTAL LEVEL.
2. ANY DISCREPANCY OR CONTRADICTION TO IMMEDIATELY BE REPORTED TO THE ARCHITECT.	7. THE CONTRACTOR IS RESPONSIBLE FOR THE CORRECT LAYOUT OF BUILDINGS ON SITE IN RELATION TO SITE BOUNDARIES AND BUILDING LINES.
3. DRAWINGS NOT TO BE SCALED.	8. ALL DRAWINGS TO BE READ IN CONJUNCTION WITH STRUCTURAL / CIVIL ENGINEERS DETAIL AND DRAWINGS WHERE APPLICABLE.
4. USE PROFILE COLUMNS AT 85mm, CENTRES FOR BRICKWORK EXCEPT WHERE SPECIFIED DIFFERENTLY.	9. ALL BUILDING WORK TO COMPLY WITH SABS/NBR 0400 OF 1990
5. A COMPLETE SET OF DRAWINGS TO BE AVAILABLE ON SITE AT ALL TIMES.	

REVISIONS			
REVS.	DATE	SIGN.	DESCRIPTION
None			

REVISIONS			
REVS.	DATE	SIGN.	DESCRIPTION
None			

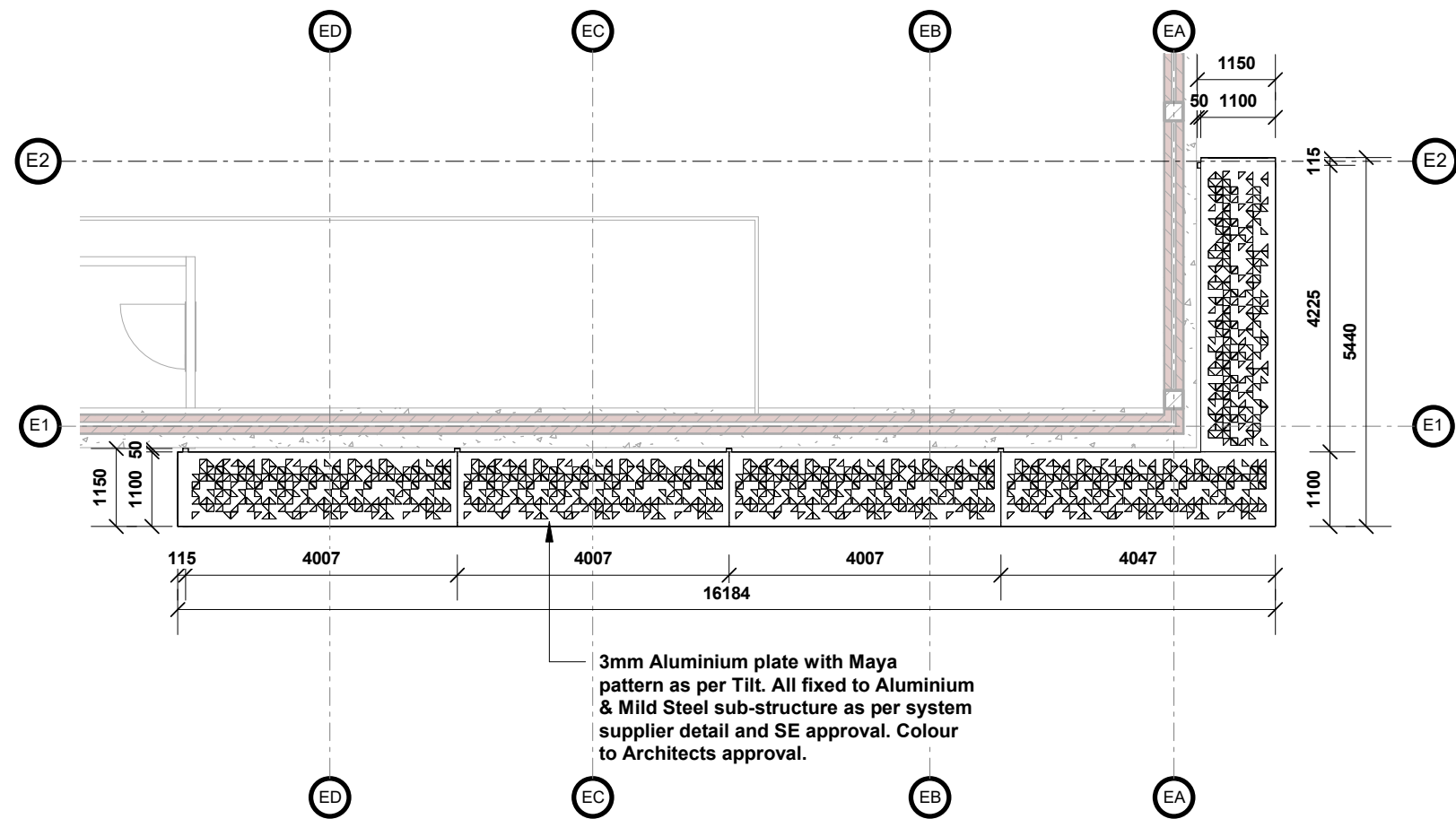
REVISIONS			
REVS.	DATE	SIGN.	DESCRIPTION
None			

LEGENDS	

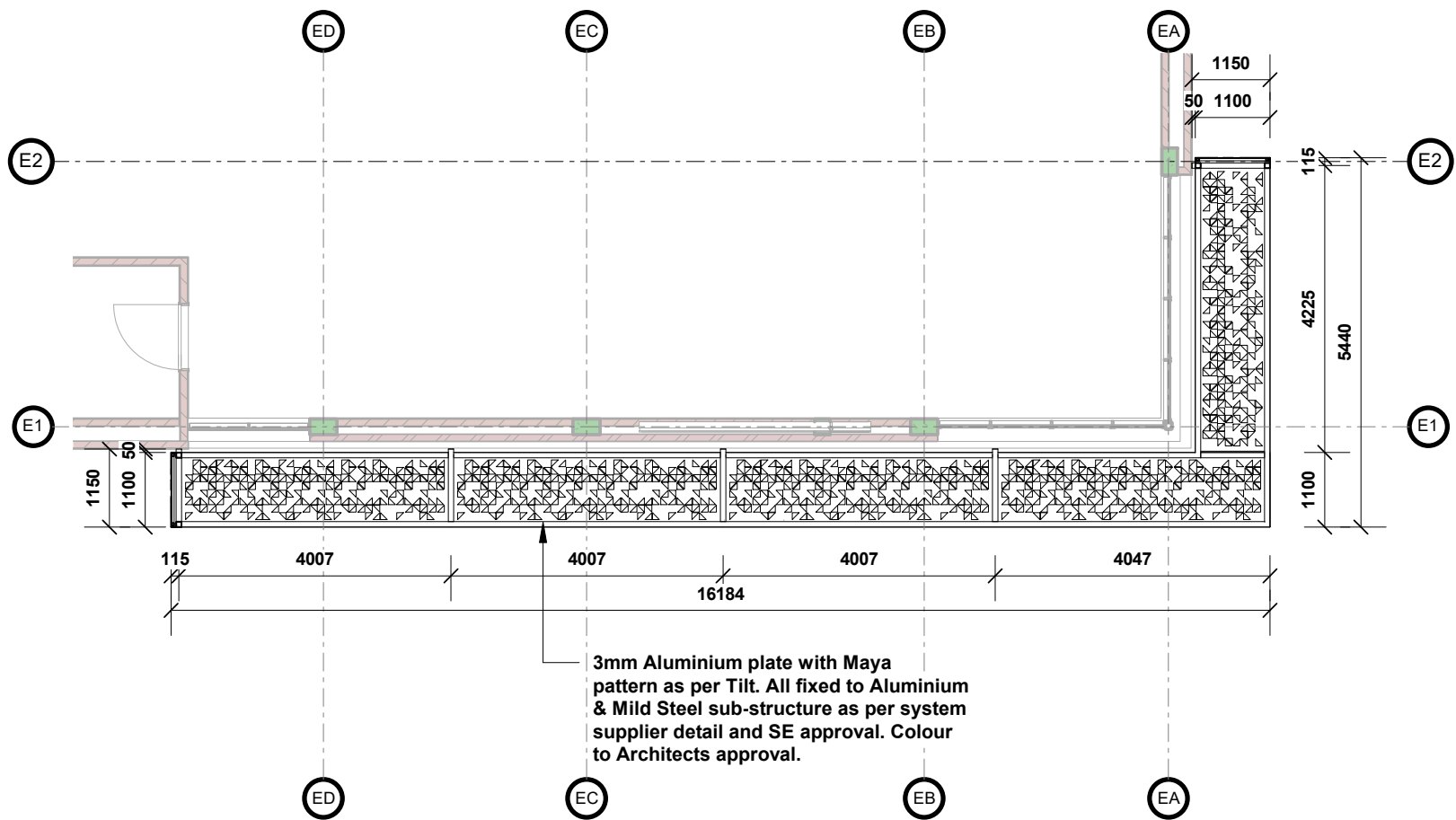
DRAWING STATUS
PRE-CONSTRUCTION
PROJECT TITLE
NCD OH NURSING COLLEGE PHASE 2

DRAWING DESCRIPTION	
ALUMINIUM PERFORATED PANEL TYPE - AL/ACP-P015	
SCALE	1:100 / A2
D.O.W No.	
REF. No.	
PROJECT DATE	2021-02-02
PLOT DATE	2022-01-25
DRAWN	TB / None

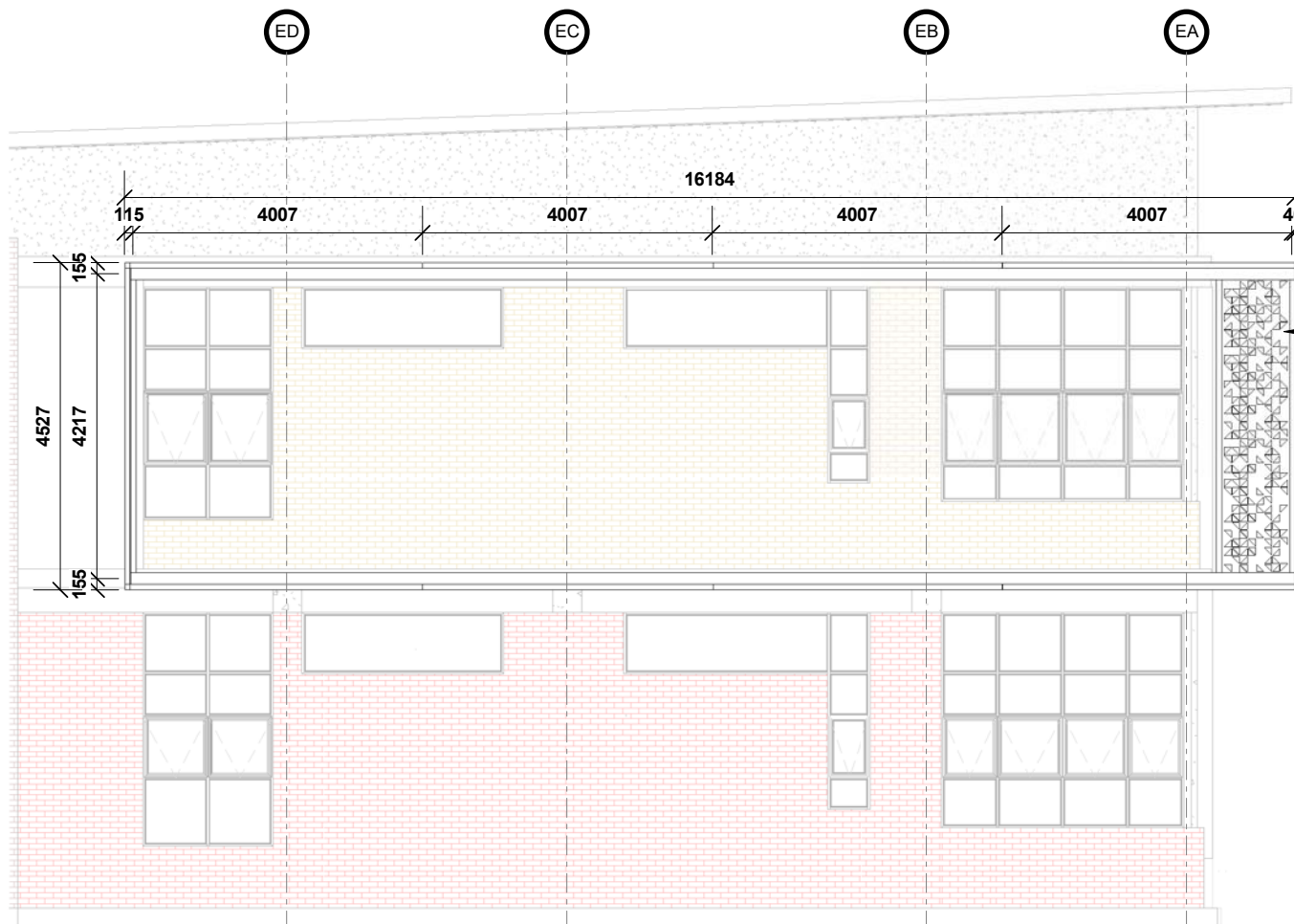
 <div>Omega Building 57 Warden Street Harrismith 9680 PO Box 782</div>		
PROJECT NO:	DRAWING NO:	REVISION
20059P2	P2A-HDG-070-ALACP-P015	PR00 2022-01-24



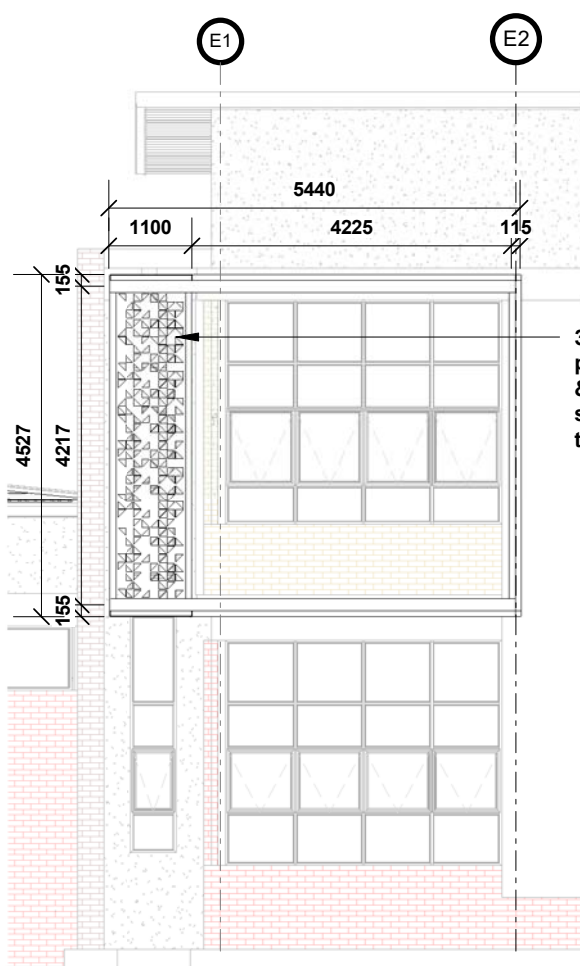
070-AL/ACP-P016 PLAN
1 : 100



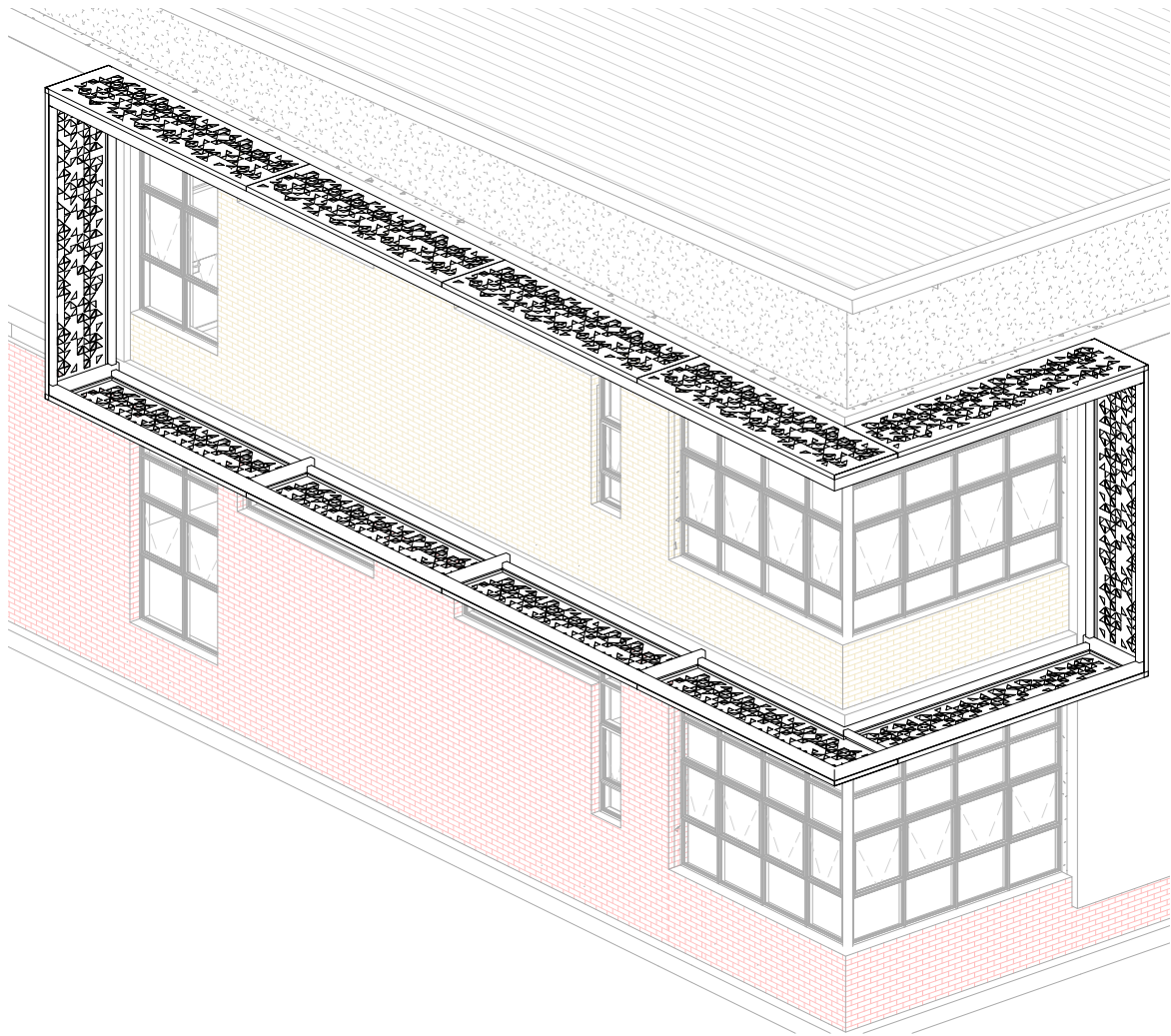
070-AL/ACP-P016 SECTION PLAN
1 : 100



070-AL/ACP-P016 ELEVATION
1 : 100



070-AL/ACP-P016 RIGHT VIEW
1 : 100



070-AL/ACP-P016 ISOMETRIC

NOTE: 1. This drawing must be read in conjunction with Schedule 100-AH
If required read in conjunction with SAGGA Glass Installation Information Schedule 100-S
2. Shop drawings and sample to be approved by Architect prior to manufacturing.
3. All dimensions to be controlled on site and where applicable to match existing structure.

NOTES:	
1. ALL DIMENSIONS AND LEVELS TO BE CHECKED ON SITE AND WHERE APPLICABLE TO MATCH EXISTING STRUCTURE	6. ALL DIMENSIONS AS SHOWN ON PLAN TO BE PLOTTED ON SITE AT A HORIZONTAL LEVEL.
2. ANY DISCREPANCY OR CONTRADICTION TO IMMEDIATELY BE REPORTED TO THE ARCHITECT.	7. THE CONTRACTOR IS RESPONSIBLE FOR THE CORRECT LAYOUT OF BUILDINGS ON SITE IN RELATION TO SITE BOUNDARIES AND BUILDING LINES.
3. DRAWINGS NOT TO BE SCALED.	8. ALL DRAWINGS TO BE READ IN CONJUNCTION WITH STRUCTURAL / CIVIL ENGINEERS DETAIL AND DRAWINGS WHERE APPLICABLE.
4. USE PROFILE COLUMNS AT 85mm, CENTRES FOR BRICKWORK EXCEPT WHERE SPECIFIED DIFFERENTLY.	9. ALL BUILDING WORK TO COMPLY WITH SABS/NBR 0400 OF 1990
5. A COMPLETE SET OF DRAWINGS TO BE AVAILABLE ON SITE AT ALL TIMES.	

REVISIONS			
REVS.	DATE	SIGN.	DESCRIPTION
None			

REVISIONS			
REVS.	DATE	SIGN.	DESCRIPTION
None			

REVISIONS			
REVS.	DATE	SIGN.	DESCRIPTION
None			

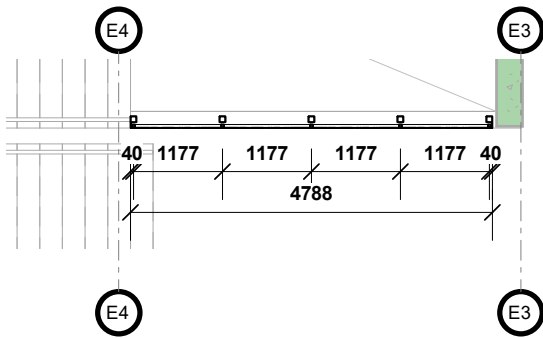
LEGENDS	

DRAWING STATUS
PRE-CONSTRUCTION
PROJECT TITLE
NCD OH NURSING COLLEGE PHASE 2

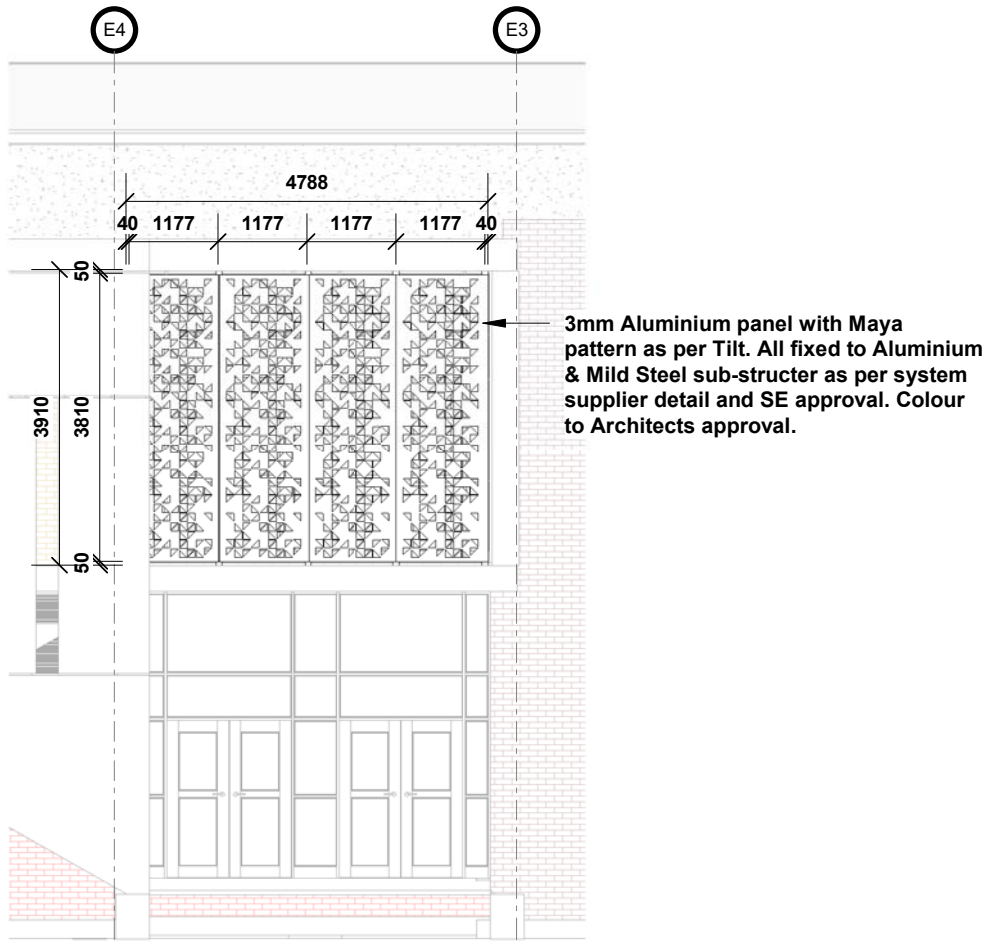
DRAWING DESCRIPTION	
ALUMINIUM PERFORATED PANEL TYPE - AL/ACP-P016	
SCALE	1:100 / A2
D.O.W No.	
REF. No.	
PROJECT DATE	2021-02-02
PLOT DATE	2022-01-24
DRAWN	TB / None

 HOSPITAL DESIGN GROUP			Omega Building 57 Warden Street Hartshill 9090 PO Box 782 T +27 56 822 3942 F +27 56 823 0844 E info@hdg.co.za W www.hdg.co.za
PROJECT NO:	DRAWING NO:	REVISION	
20059P2	P2A-HDG-070-ALACP-P016	PR00	2022-01-24

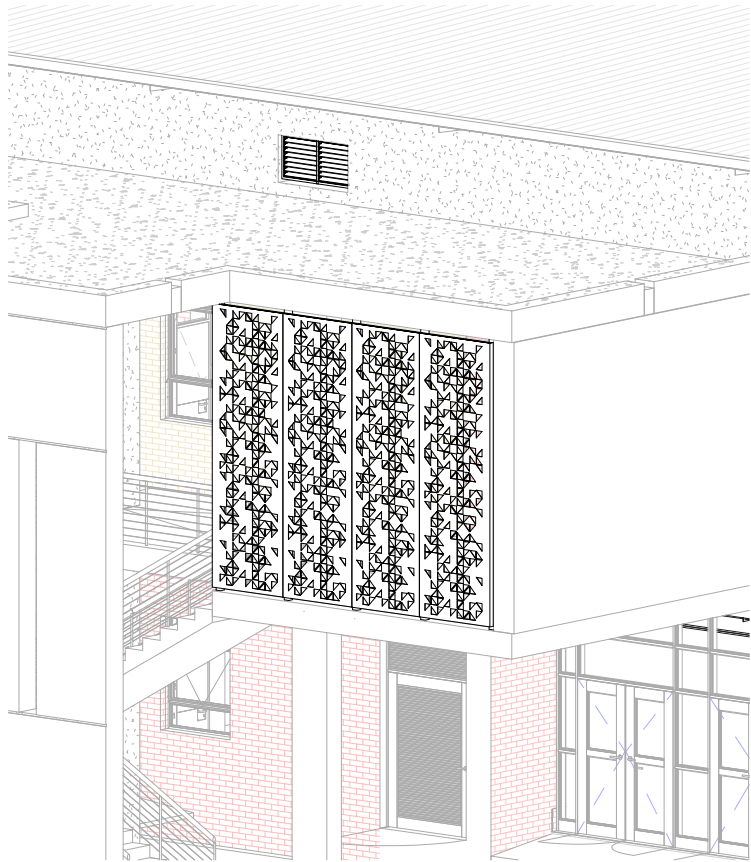
070-AL/ACP-P017 PLAN
1 : 100



070-AL/ACP-P017 ELEVATION
1 : 100




070-AL/ACP-P017 ISOMETRIC



NOTE: 1. This drawing must be read in conjunction with Schedule 100-AH
If required read in conjunction with SAGGA Glass Installation Information Schedule 100-S
2. Shop drawings and sample to be approved by Architect prior to manufacturing.
3. All dimensions to be controlled on site and where applicable to match existing structure.

DRAWING DESCRIPTION		SCALE	REVISION
ALUMINIUM PERFORATED PANEL TYPE - AL/ACP-P017		1:100	PR00 2022-01-24

PROJECT TITLE	
NCDOH NURSING COLLEGE PHASE 2	
PROJECT NO:	20059P2
DRAWN	TB / None
PROJECT DATE	2021-02-02
ISSUED	2022-01-24
DRAWING NO:	
P2A-HDG-070-ALACP-P017	

 <div>Omega Building 57 Warden Street Harrismith 9880 PO Box 762</div>	<div>T +27 58 622 3942 F +27 58 623 0844 E info@hdg.co.za W www.hdg.co.za</div>
HOSPITAL DESIGN GROUP	



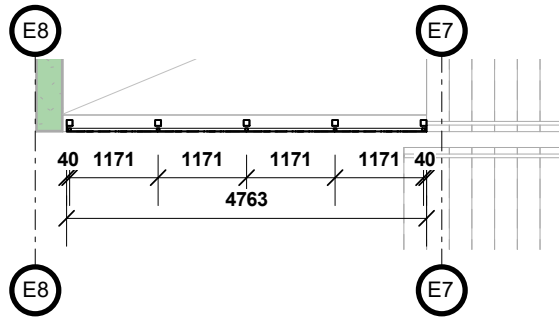
HOSPITAL DESIGN GROUP

Omega Building
57 Warden Street
Harrismith 9880
PO Box 762

T +27 58 622 3942
F +27 58 623 0844
E info@hdg.co.za
W www.hdg.co.za

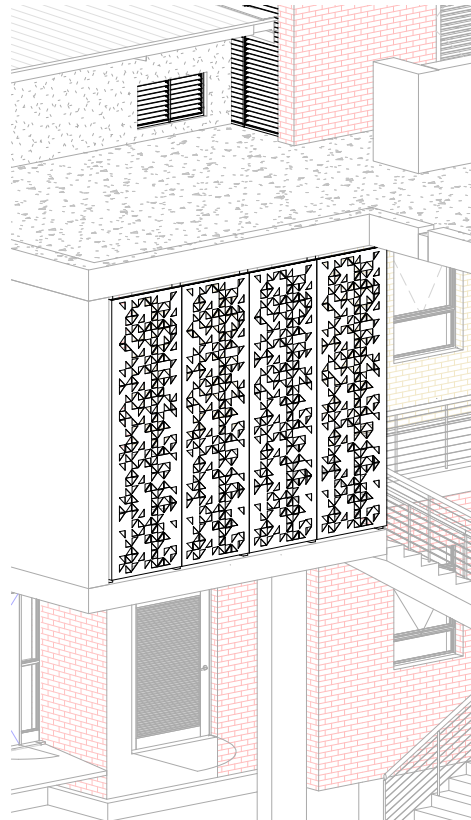
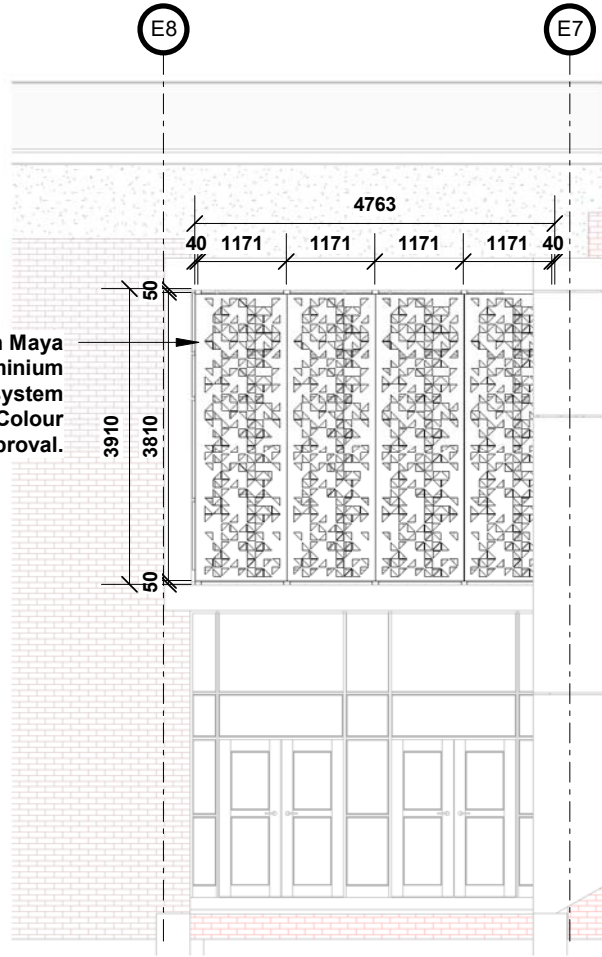
NOTE: 1. This drawing must be read in conjunction with Schedule 100-AH
If required read in conjunction with SAGGA Glass Installation Information Schedule 100-AH
2. Shop drawings and sample to be approved by Architect prior to manufacturing.
3. All dimensions to be controlled on site and where applicable to match existing structure.

070-AL/ACP-P018 PLAN
1 : 100




070-AL/ACP-P018 ELEVATION
1 : 100

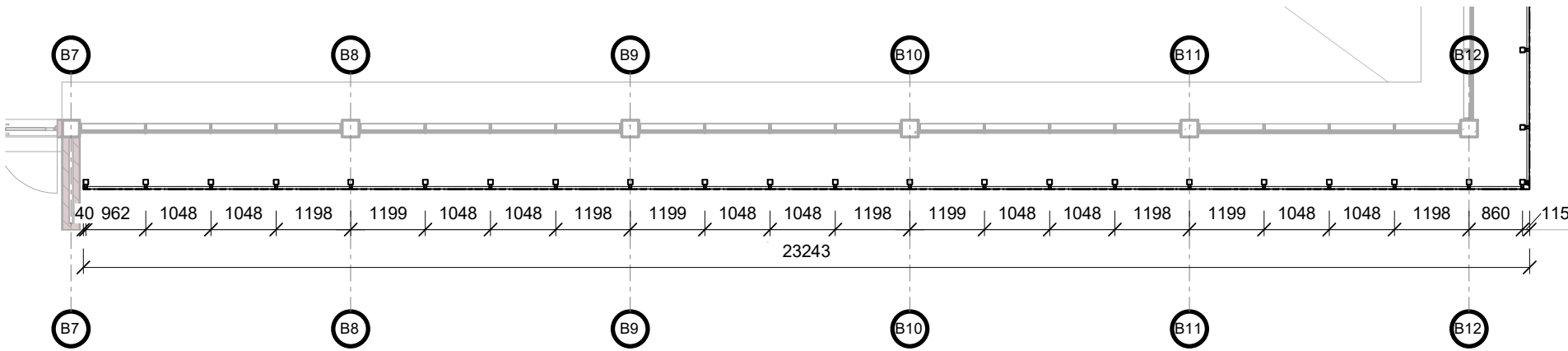
3mm Aluminium panel with Maya pattern as per Tilt. All fixed to Aluminium & Mild Steel sub-structure as per system supplier detail and SE approval. Colour to Architects approval.



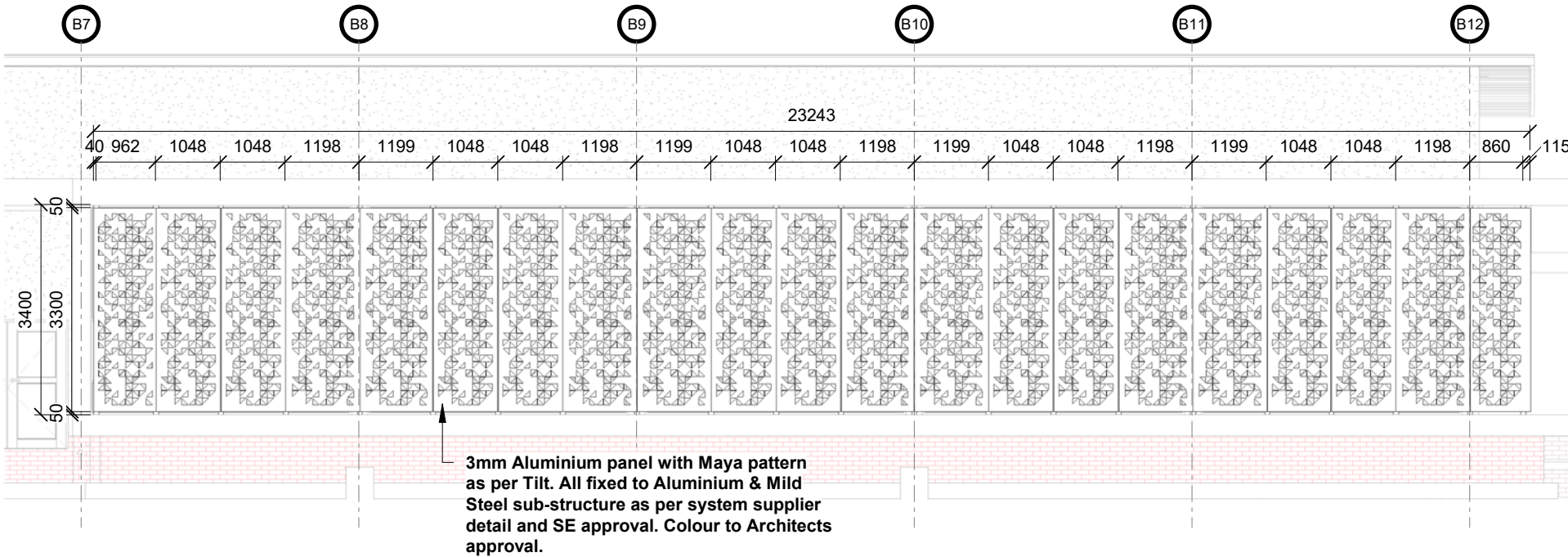
070-AL/ACP-P018 ISOMETRIC

DRAWING DESCRIPTION		SCALE	REVISION
ALUMINIUM PERFORATED PANEL TYPE - AL/ACP-P018		1:100	PR00 2022-01-24
PROJECT TITLE			
NCDOH NURSING COLLEGE PHASE 2			
PROJECT NO:		DRAWING NO:	
DRAWN		20059P2	
PROJECT DATE		TB / None	
ISSUED		2021-02-02	
		2022-01-24	
P2A-HDG-070-ALACP-P018			

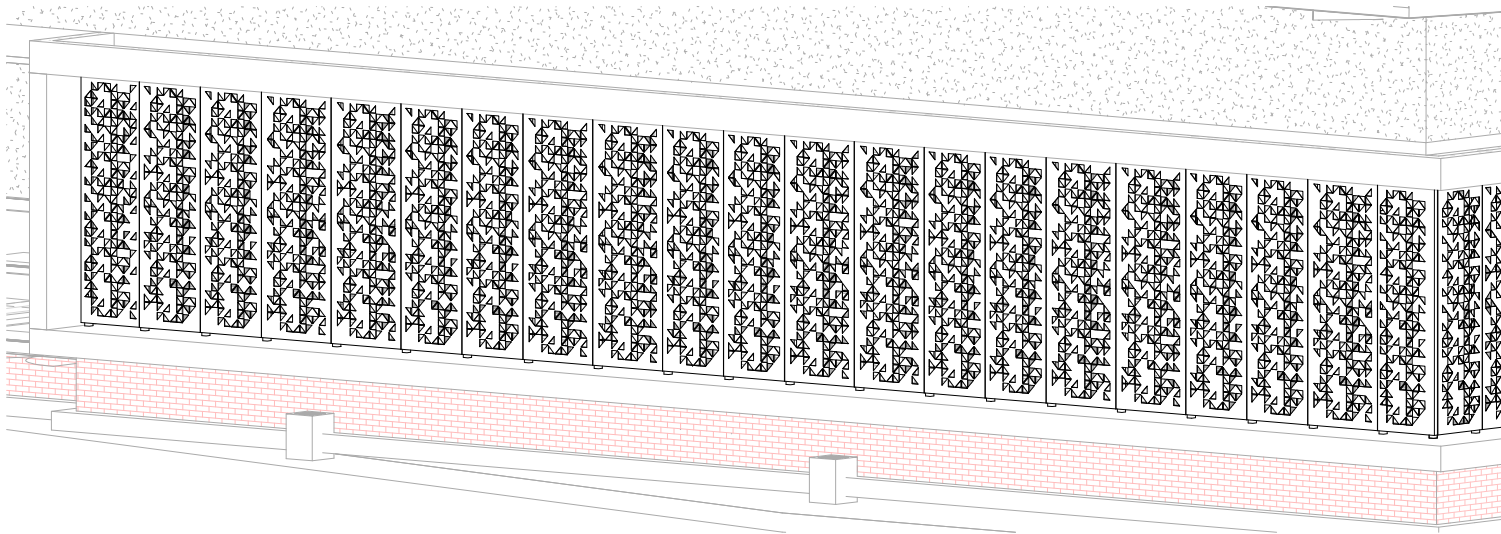
 <p>Omega Building 57 Warden Street Harrismith 9880 PO Box 762</p>	<p>T +27 58 622 3942 F +27 58 623 0844 E info@hdg.co.za W www.hdg.co.za</p>
HOSPITAL DESIGN GROUP	



070-AL/ACP-P019 PLAN
1 : 100



070-AL/ACP-P019 ELEVATION
1 : 100



070-AL/ACP-P019 ISOMETRIC

NOTE: 1. This drawing must be read in conjunction with Schedule 100-AH
If required read in conjunction with SAGGA Glass Installation Information Schedule 100-S
2. Shop drawings and sample to be approved by Architect prior to manufacturing.
3. All dimensions to be controlled on site and where applicable to match existing structure.

NOTES:	
1. ALL DIMENSIONS AND LEVELS TO BE CHECKED ON SITE AND WHERE APPLICABLE TO MATCH EXISTING STRUCTURE	6. ALL DIMENSIONS AS SHOWN ON PLAN TO BE PLOTTED ON SITE AT A HORIZONTAL LEVEL.
2. ANY DISCREPANCY OR CONTRADICTION TO IMMEDIATELY BE REPORTED TO THE ARCHITECT.	7. THE CONTRACTOR IS RESPONSIBLE FOR THE CORRECT LAYOUT OF BUILDINGS ON SITE IN RELATION TO SITE BOUNDARIES AND BUILDING LINES.
3. DRAWINGS NOT TO BE SCALED.	8. ALL DRAWINGS TO BE READ IN CONJUNCTION WITH STRUCTURAL / CIVIL ENGINEERS DETAIL AND DRAWINGS WHERE APPLICABLE.
4. USE PROFILE COLUMNS AT 85mm, CENTRES FOR BRICKWORK EXCEPT WHERE SPECIFIED DIFFERENTLY.	9. ALL BUILDING WORK TO COMPLY WITH SABS/NBR 0400 OF 1990
5. A COMPLETE SET OF DRAWINGS TO BE AVAILABLE ON SITE AT ALL TIMES.	

REVISIONS			
REVS.	DATE	SIGN.	DESCRIPTION
None			

REVISIONS			
REVS.	DATE	SIGN.	DESCRIPTION
None			

REVISIONS			
REVS.	DATE	SIGN.	DESCRIPTION
None			

LEGENDS			

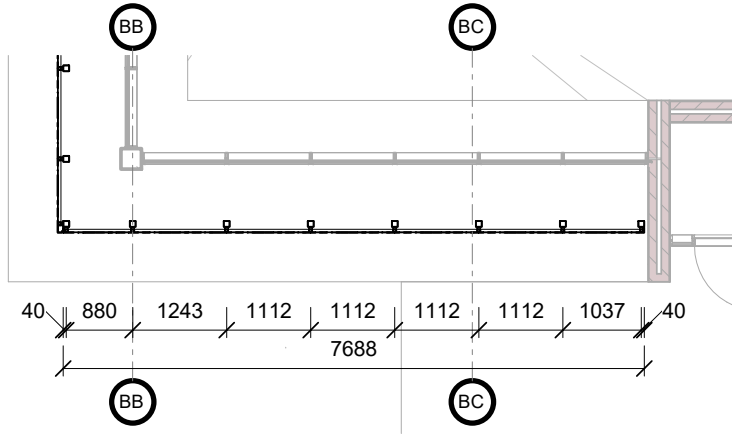
DRAWING STATUS	
PRE-CONSTRUCTION	
PROJECT TITLE	
NCDOH NURSING COLLEGE PHASE 2	

DRAWING DESCRIPTION	
ALUMINIUM PERFORATED PANEL TYPE - AL/ACP-P019	
SCALE	1:100 / A2
D.O.W No.	
REF. No.	
PROJECT DATE	2021-02-02
PLOT DATE	2022-01-24
DRAWN	TB / None

 HOSPITAL DESIGN GROUP			Omega Building 57 Warden Street Harrismith 9690 PO Box 782
PROJECT NO:	DRAWING NO:	REVISION	
20059P2	P2A-HDG-070-ALACP-P019	PR00 2022-01-24	

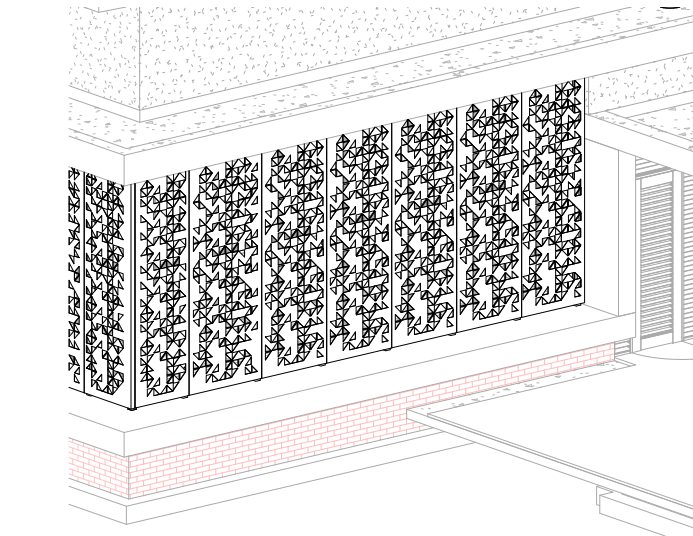
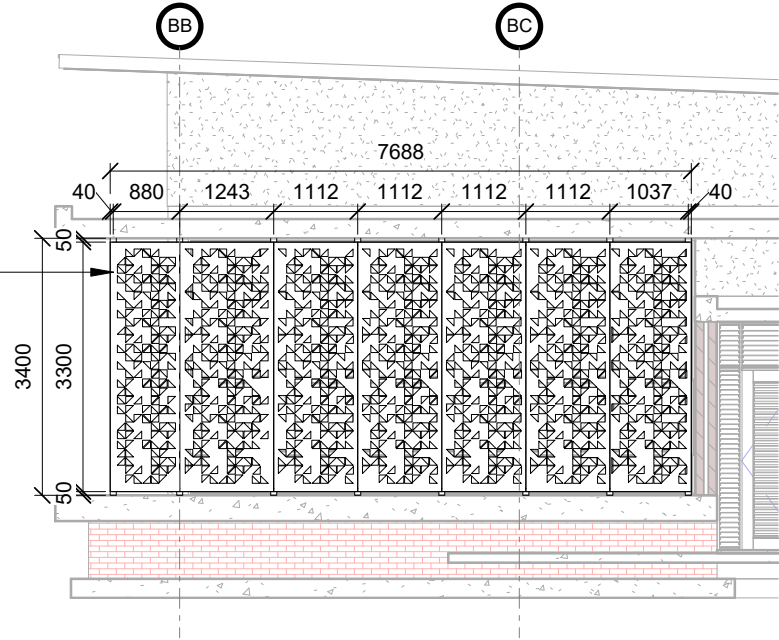
- NOTE: 1. This drawing must be read in conjunction with Schedule 100-AH
If required read in conjunction with SAGGA Glass Installation Information Schedule 100-S
2. Shop drawings and sample to be approved by Architect prior to manufacturing.
3. All dimensions to be controlled on site and where applicable to match existing structure.

070-AL/ACP-P020 PLAN
1 : 100




070-AL/ACP-P020 ELEVATION
1 : 100

3mm Aluminium panel with Maya pattern as per Tilt. All fixed to Aluminium & Mild Steel sub-structure as per system supplier detail and SE approval. Colour to Architects approval.



070-AL/ACP-P020 ISOMETRIC

DRAWING DESCRIPTION		SCALE	REVISION
ALUMINIUM PERFORATED PANEL TYPE - AL/ACP-P020		1:100	PR00 2022-01-24
PROJECT TITLE			
NCDOH NURSING COLLEGE PHASE 2			
PROJECT NO:		DRAWING NO:	
DRAWN		20059P2	
PROJECT DATE		TB / None	
ISSUED		2021-02-02	
		2022-01-24	
P2A-HDG-070-ALACP-P020			



Omega Building

57 Warden Street

Hartismith 9880

PO Box 762

T +27 58 622 3942

F +27 58 623 0844

E info@hdg.co.za

W www.hdg.co.za

HOSPITAL DESIGN GROUP

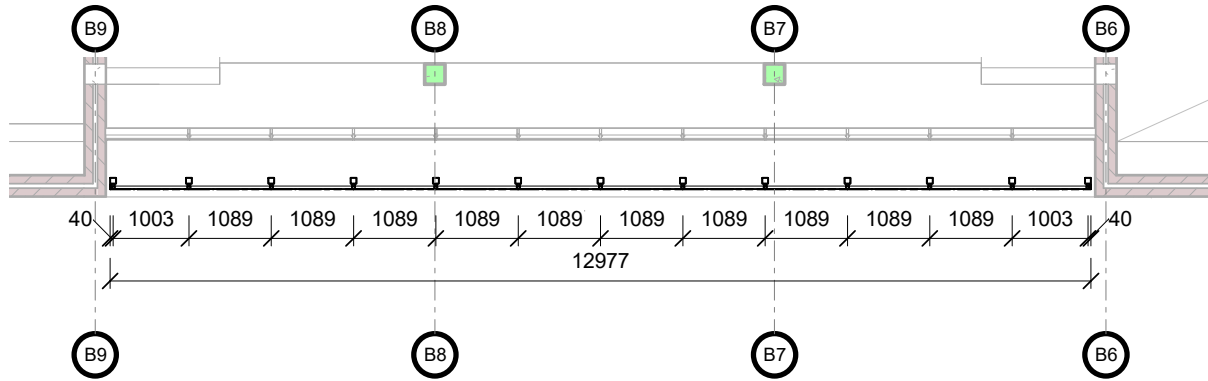


HOSPITAL DESIGN GROUP

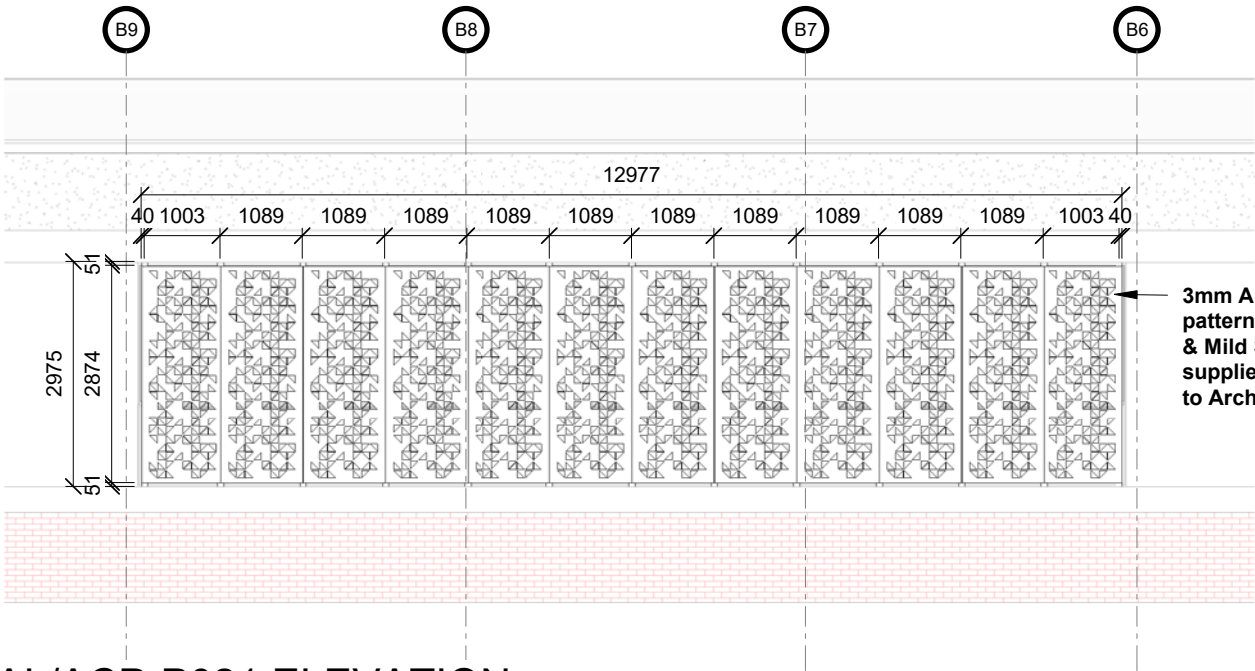
Omega Building
57 Warden Street
Harrismith 9880
PO Box 762

T +27 58 622 3942
F +27 58 623 0844
E info@hdg.co.za
W www.hdg.co.za

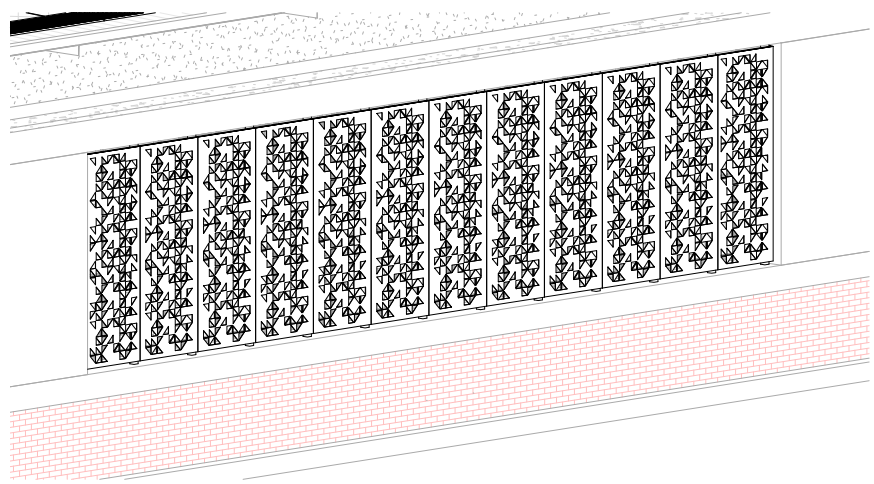
070-AL/ACP-P021 PLAN
1 : 100



070-AL/ACP-P021 ELEVATION
1 : 100



3mm Aluminium panel with Maya pattern as per Tilt. All fixed to Aluminium & Mild Steel sub-frame as per system supplier detail and SE approval. Colour to Architects approval.



- NOTE: 1. This drawing must be read in conjunction with Schedule 100-AH
If required read in conjunction with SAGGA Glass Installation Information Schedule 100-S
2. Shop drawings and sample to be approved by Architect prior to manufacturing.
3. All dimensions to be controlled on site and where applicable to match existing structure.

070-AL/ACP-P021 ISOMETRIC

DRAWING DESCRIPTION	SCALE	REVISION
ALUMINIUM PERFORATED PANEL TYPE - AL/ACP-P021	1:100	PR00 2022-01-24

PROJECT TITLE	
NCDOH NURSING COLLEGE PHASE 2	
PROJECT NO:	20059P2
DRAWN	TB / None
PROJECT DATE	2021-02-02
ISSUED	2022-01-24
P2A-HDG-070-ALACP-P021	

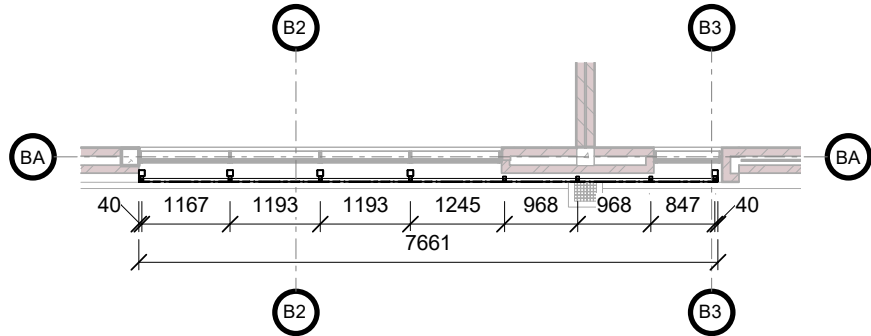


HOSPITAL DESIGN GROUP

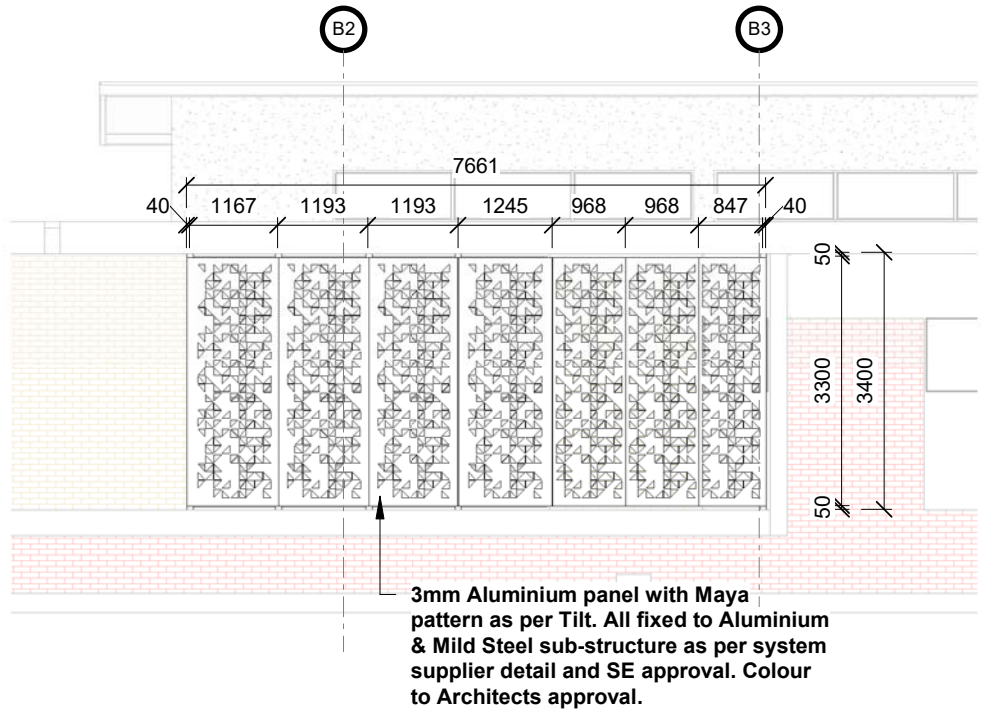
Omega Building
57 Warden Street
Harrismith 9880
PO Box 762

T +27 58 622 3942
F +27 58 623 0844
E info@hdg.co.za
W www.hdg.co.za

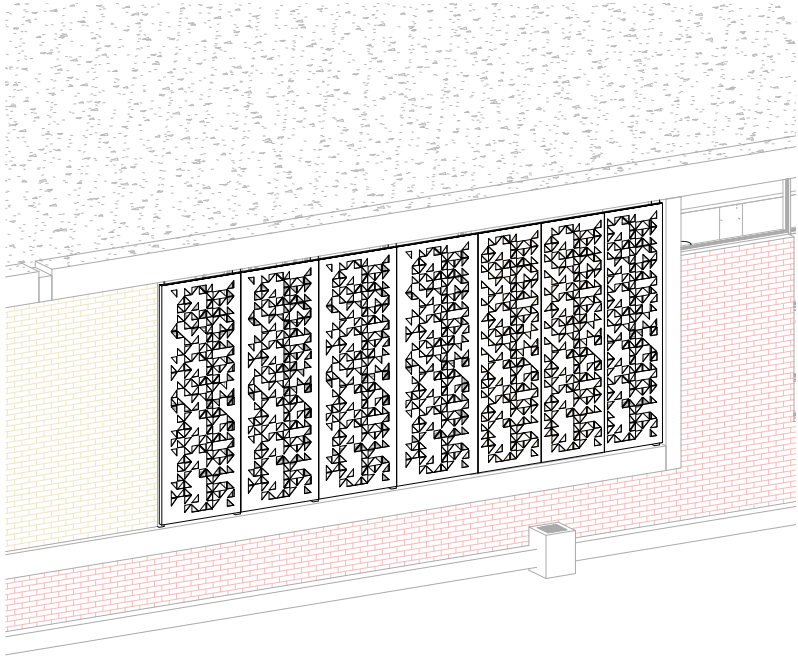
070-AL/ACP-P022 PLAN
1 : 100



070-AL/ACP-P022 ELEVATION
1 : 100



070-AL/ACP-P022 ISOMETRIC



DRAWING DESCRIPTION	SCALE	REVISION
ALUMINIUM PERFORATED PANEL TYPE - AL/ACP-P022	1:100	PR00 2022-02-01

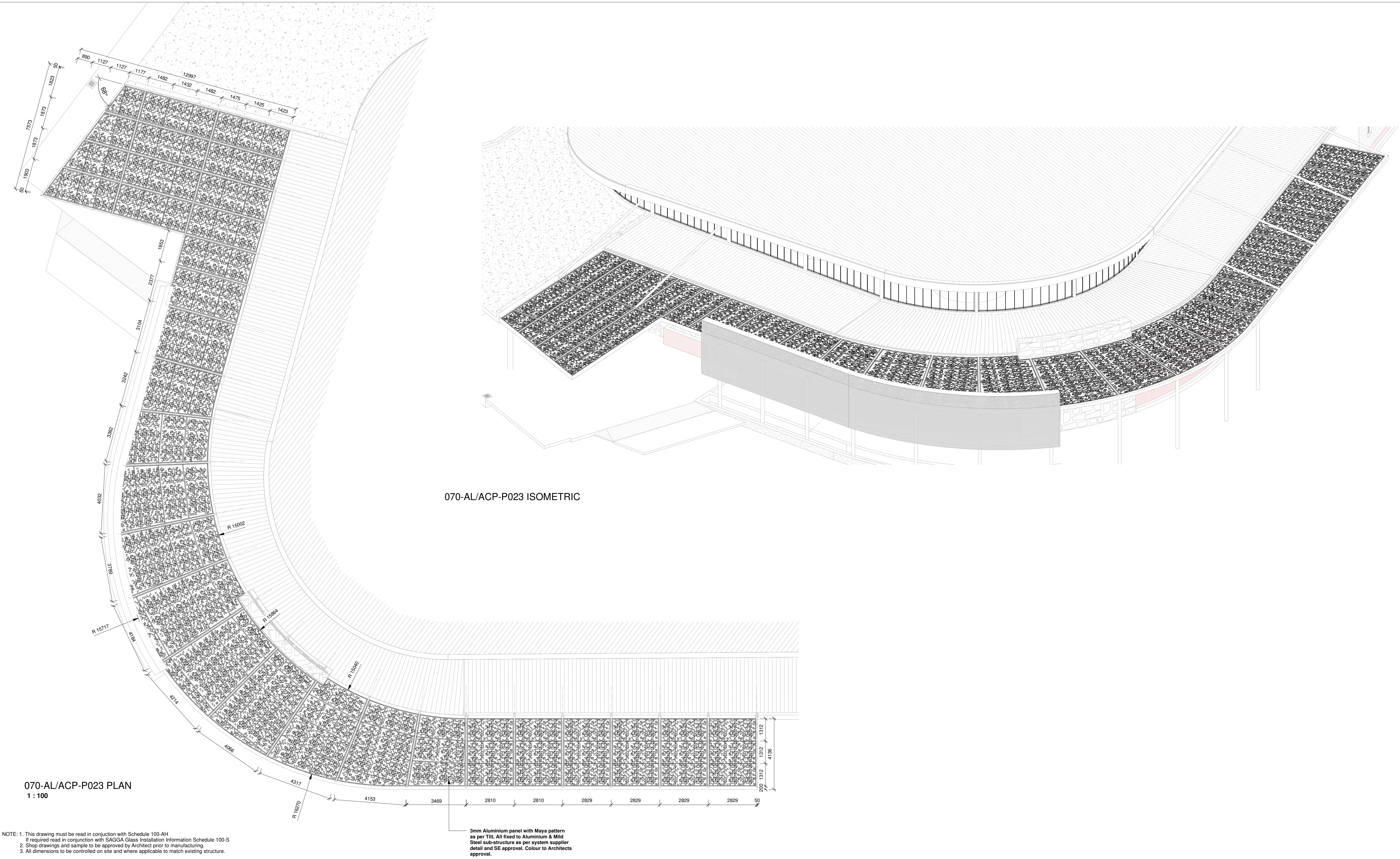
PROJECT TITLE			
NCDOH NURSING COLLEGE PHASE 2			
PROJECT NO:	20059P2	DRAWING NO:	
DRAWN	TB / Nore	P2A-HDG-070-ALACP-P022	
PROJECT DATE	2021-02-02		
ISSUED	2022-02-01		



HOSPITAL DESIGN GROUP

Omega Building
57 Warden Street
Harrismith 9880
PO Box 762

T +27 58 622 3942
F +27 58 623 0844
E info@hdg.co.za
W www.hdg.co.za



NOTE: 1. This drawing must be read in conjunction with Schedule 100-AH.
If required read in conjunction with SAGGA Glass Installation Information Schedule 100-S
2. Shop drawings and sample to be approved by Architect prior to manufacturing.
3. All dimensions to be controlled on site and where applicable to match existing structure.

- NOTES:
1. ALL DIMENSIONS AND LEVELS TO BE CHECKED ON SITE AND WHERE APPLICABLE TO MATCH EXISTING STRUCTURE

2. ANY DISCREPANCY OR CONTRADICTION TO IMMEDIATELY BE REPORTED TO THE ARCHITECT.

3. DRAWINGS NOT TO BE SCALED.

4. USE PROFILE COLUMNS AT 85mm. CENTRES FOR BRICKWORK EXCEPT WHERE SPECIFIED DIFFERENTLY.

5. A COMPLETE SET OF DRAWINGS TO BE AVAILABLE ON SITE AT ALL TIMES.
6. ALL DIMENSIONS AS SHOWN ON PLAN TO BE PLOTTED ON SITE AT A HORIZONTAL LEVEL.

7. THE CONTRACTOR IS RESPONSIBLE FOR THE CORRECT LAYOUT OF BUILDINGS ON SITE IN RELATION TO SITE BOUNDARIES AND BUILDING LINES.

8. ALL DRAWINGS TO BE READ IN CONJUNCTION WITH STRUCTURAL / CIVIL ENGINEERS DETAIL AND DRAWINGS WHERE APPLICABLE.

9. ALL BUILDING WORK TO COMPLY WITH SABS/NBR 0400 OF 1990


REVISIONS			
REVS.	DATE	SIGN.	DESCRIPTION
None			

REVISIONS			
REVS.	DATE	SIGN.	DESCRIPTION
None			

REVISIONS			
REVS.	DATE	SIGN.	DESCRIPTION
None			

DRAWING STATUS
PRE-CONSTRUCTION
PROJECT TITLE
NCDOH NURSING COLLEGE PHASE 2

DRAWING DESCRIPTION	
ALUMINIUM PERFORATED PANEL TYPE - AL/ACP-P023	
SCALE	1:100 / A1
D.O.W.No.	
REF. No.	
PROJECT DATE	2021-02-02
PLOT DATE	2022-02-10
DRAWN	TB / None

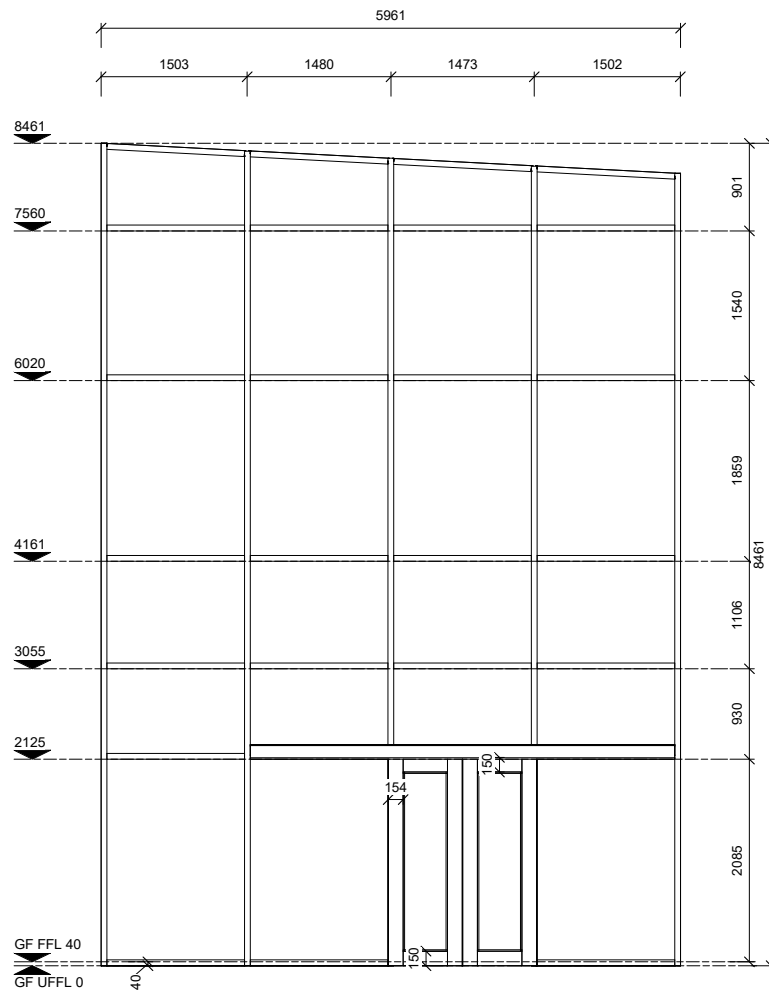


HOSPITAL DESIGN GROUP


Omega Building
57 Warden Street
Harrisburg 9880
PO Box 762

T +27 56 622 3942
F +27 56 623 0844
E info@hdg.co.za
W www.hdg.co.za


PROJECT NO:	DRAWING NO:	REVISION
20059P2	P2A-HDG-070-ALACP-P023	PR00
		2022-02-10




NOTE: 1. This drawing must be read in conjunction with Schedule 100-AH
If required read in conjunction with SAGGA Glass Installation Information Schedule 100-S
2. Shop drawings and sample to be approved by Architect prior to manufacturing.
3. All dimensions to be controlled on site and where applicable to match existing structure.

 <div>Omega Building 57 Warden Street Harrislmith 9880 PO Box 782</div> <div>T +27 58 523 3842 F +27 58 523 0844 E info@hdg.co.za W www.hdg.co.za</div>		<div>DRAWING DESCRIPTION</div> <div>DOOR TYPE - AL/CWSDa001</div>		SCALE	REVISION
				1:50	PR00 2021-09-10
PROJECT TITLE					
NCDOH NURSING COLLEGE PHASE 2					
PROJECT NO:	20059P2	DRAWING NO:			
DRAWN	TB / None				
PROJECT DATE	2021-02-02				
ISSUED	2021-09-10				
COPYRIGHT					

- NOTE: 1. This drawing must be read in conjunction with Schedule 100-AH
 If required read in conjunction with SAGGA Glass Installation Information Schedule 100-S
 2. Shop drawings and sample to be approved by Architect prior to manufacturing.
 3. All dimensions to be controlled on site and where applicable to match existing structure.



DRAWING DESCRIPTION	SCALE	REVISION
FRAMELESS GLAZING TYPE - AL/FGP-D001	1:50	PR00 2021-10-15

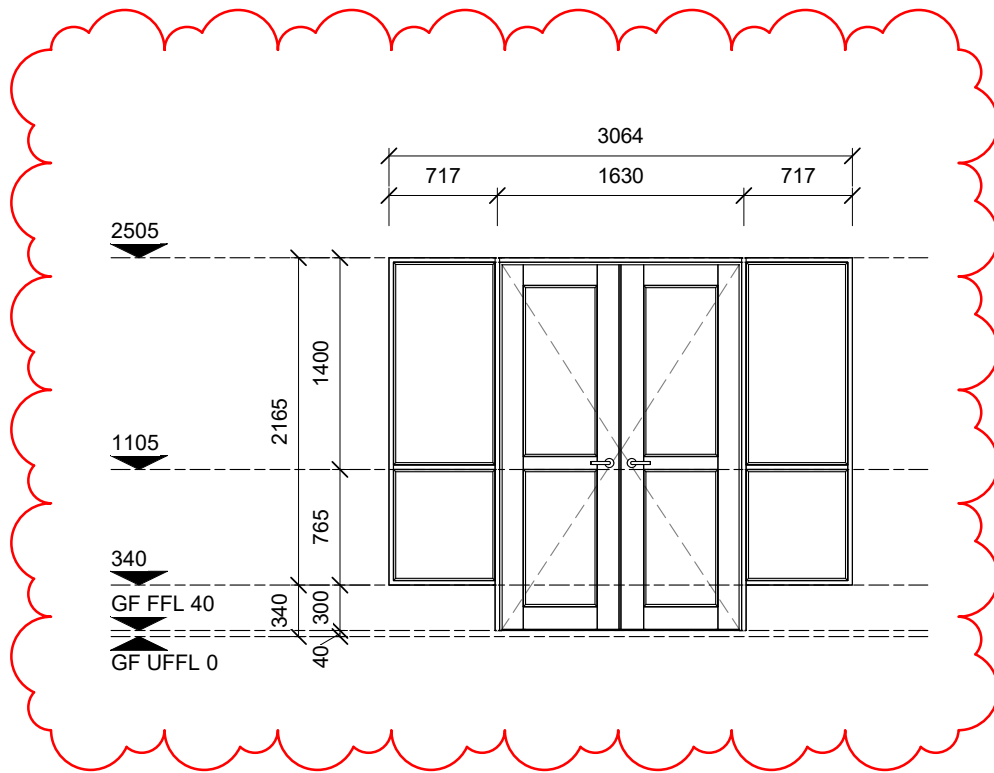
 <div>HOSPITAL DESIGN GROUP</div>				Omega Building 57 Warden Street Harrismith 9880 PO Box 762			
T +27 58 622 3942				PROJECT TITLE			
F +27 58 623 0844				NCDOH NURSING COLLEGE PHASE 2			
E info@hdg.co.za				PROJECT NO:			
W www.hdg.co.za				DRAWING NO:			
				PROJECT NO:		20059P2	
				DRAWN		TB / None	
				PROJECT DATE		2021-02-02	
				ISSUED		2021-10-15	
				P2A-HDG-070-ALFGP-D001			



HOSPITAL DESIGN GROUP

Omega Building
 57 Warden Street
 Harismith 9880
 PO Box 762

T +27 58 622 3942
 F +27 58 623 0844
 E info@hdg.co.za
 W www.hdg.co.za



NOTE: 1. This drawing must be read in conjunction with Schedule 100-AH
 If required read in conjunction with SAGGA Glass Installation Information Schedule 100-S
 2. Shop drawings and sample to be approved by Architect prior to manufacturing.
 3. All dimensions to be controlled on site and where applicable to match existing structure.

DRAWING DESCRIPTION	SCALE	REVISION
DOOR TYPE - AL/HD001	1:50	PR02 2021-11-04

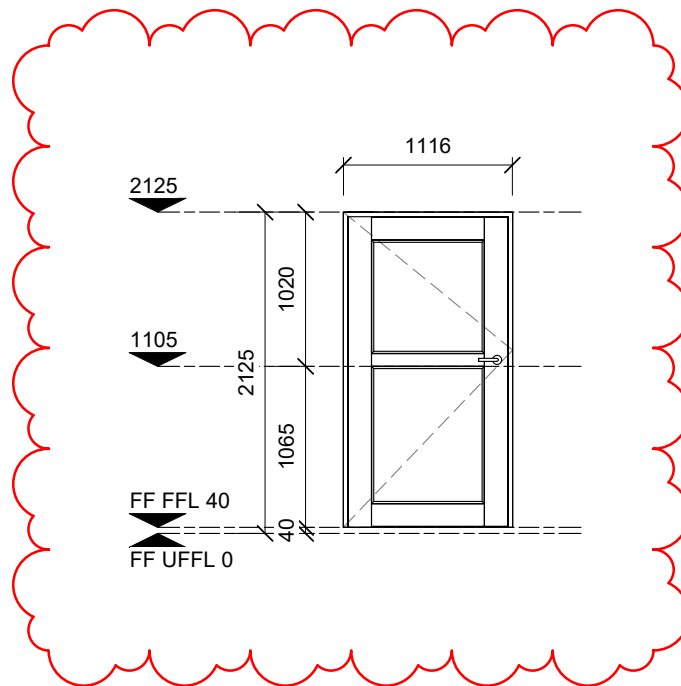


Omega Building
 57 Warden Street
 Harrismith 9880
 PO Box 762

T +27 58 622 3942
 F +27 58 623 0844
 E info@hdg.co.za
 W www.hdg.co.za

HOSPITAL DESIGN GROUP

PROJECT TITLE		
NCDOH NURSING COLLEGE PHASE 2		
PROJECT NO:	20059P2	DRAWING NO:
DRAWN	TB / None	P2A-HDG-070-ALHD001
PROJECT DATE	2021-02-02	
ISSUED	2021-11-05	



NOTE: 1. This drawing must be read in conjunction with Schedule 100-AH
 If required read in conjunction with SAGGA Glass Installation Information Schedule 100-S
 2. Shop drawings and sample to be approved by Architect prior to manufacturing.
 3. All dimensions to be controlled on site and where applicable to match existing structure.

DRAWING DESCRIPTION	SCALE	REVISION
DOOR TYPE - AL/HS001	1:50	PR01 2021-11-04

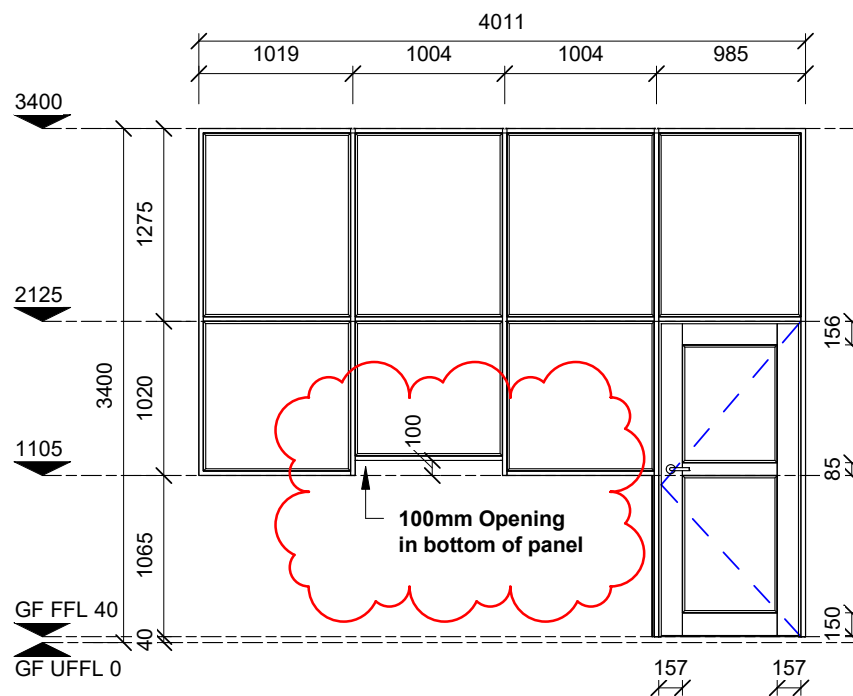


HOSPITAL DESIGN GROUP

Omega Building
 57 Warden Street
 Harrismith 9880
 PO Box 762

T +27 58 622 3942
 F +27 58 623 0844
 E info@hdg.co.za
 W www.hdg.co.za

PROJECT TITLE		
NCDOH NURSING COLLEGE PHASE 2		
PROJECT NO:	20059P2	DRAWING NO:
DRAWN	TB / None	P2A-HDG-070-ALHS001
PROJECT DATE	2021-02-02	
ISSUED	2021-11-05	



- NOTE: 1. This drawing must be read in conjunction with Schedule 100-AH
 If required read in conjunction with SAGGA Glass Installation Information Schedule 100-S
 2. Shop drawings and sample to be approved by Architect prior to manufacturing.
 3. All dimensions to be controlled on site and where applicable to match existing structure.

DRAWING DESCRIPTION	SCALE	REVISION
DOOR TYPE - AL/HS004	1:50	PR02 2022-03-16

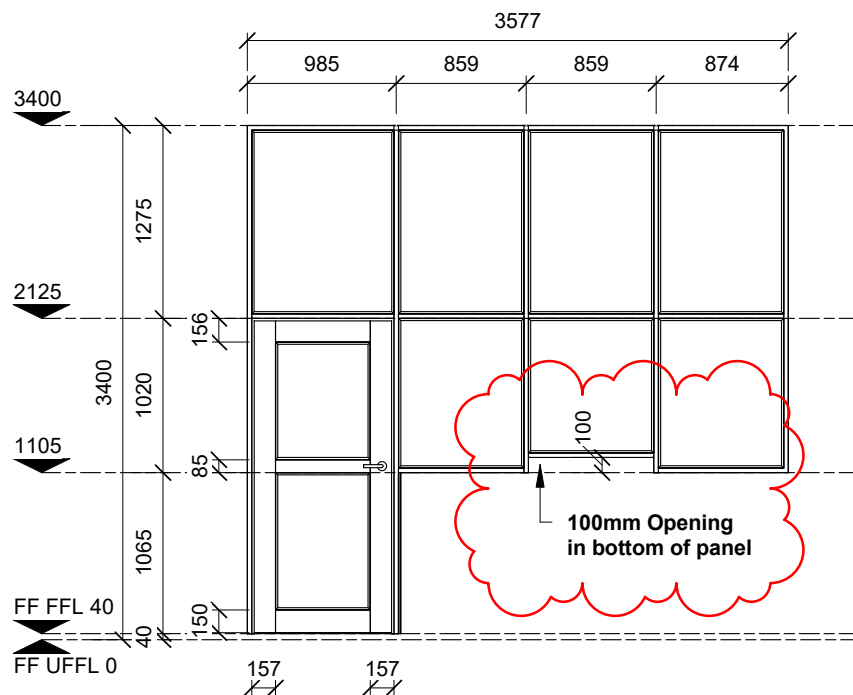


Omega Building
 57 Warden Street
 Harrismith 9880
 PO Box 762

T +27 58 622 3942
 F +27 58 623 0844
 E info@hdg.co.za
 W www.hdg.co.za

HOSPITAL DESIGN GROUP

PROJECT TITLE		
NCDOH NURSING COLLEGE PHASE 2		
PROJECT NO:	20059P2	DRAWING NO:
DRAWN	TB / None	P2A-HDG-070-ALHS004
PROJECT DATE	2021-02-02	
ISSUED	2022-03-16	



NOTE: 1. This drawing must be read in conjunction with Schedule 100-AH
 If required read in conjunction with SAGGA Glass Installation Information Schedule 100-S
 2. Shop drawings and sample to be approved by Architect prior to manufacturing.
 3. All dimensions to be controlled on site and where applicable to match existing structure.

DRAWING DESCRIPTION	SCALE	REVISION
DOOR TYPE - AL/HS005	1:50	PR02 2022-03-16

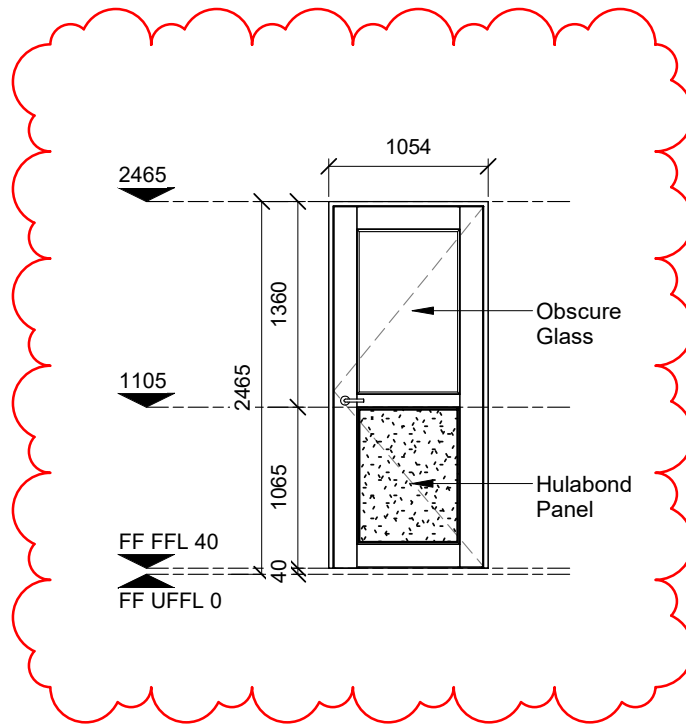


HOSPITAL DESIGN GROUP

Omega Building
 57 Warden Street
 Harrismith 9880
 PO Box 762

T +27 58 622 3942
 F +27 58 623 0844
 E info@hdg.co.za
 W www.hdg.co.za

PROJECT TITLE		
NCDOH NURSING COLLEGE PHASE 2		
PROJECT NO:	20059P2	DRAWING NO:
DRAWN	TB / None	P2A-HDG-070-ALHS005
PROJECT DATE	2021-02-02	
ISSUED	2022-03-16	



NOTE: 1. This drawing must be read in conjunction with Schedule 100-AH
 If required read in conjunction with SAGGA Glass Installation Information Schedule 100-S
 2. Shop drawings and sample to be approved by Architect prior to manufacturing.
 3. All dimensions to be controlled on site and where applicable to match existing structure.

DRAWING DESCRIPTION	SCALE	REVISION
DOOR TYPE - AL/HS-D001	1:50	PR01 2021-11-04

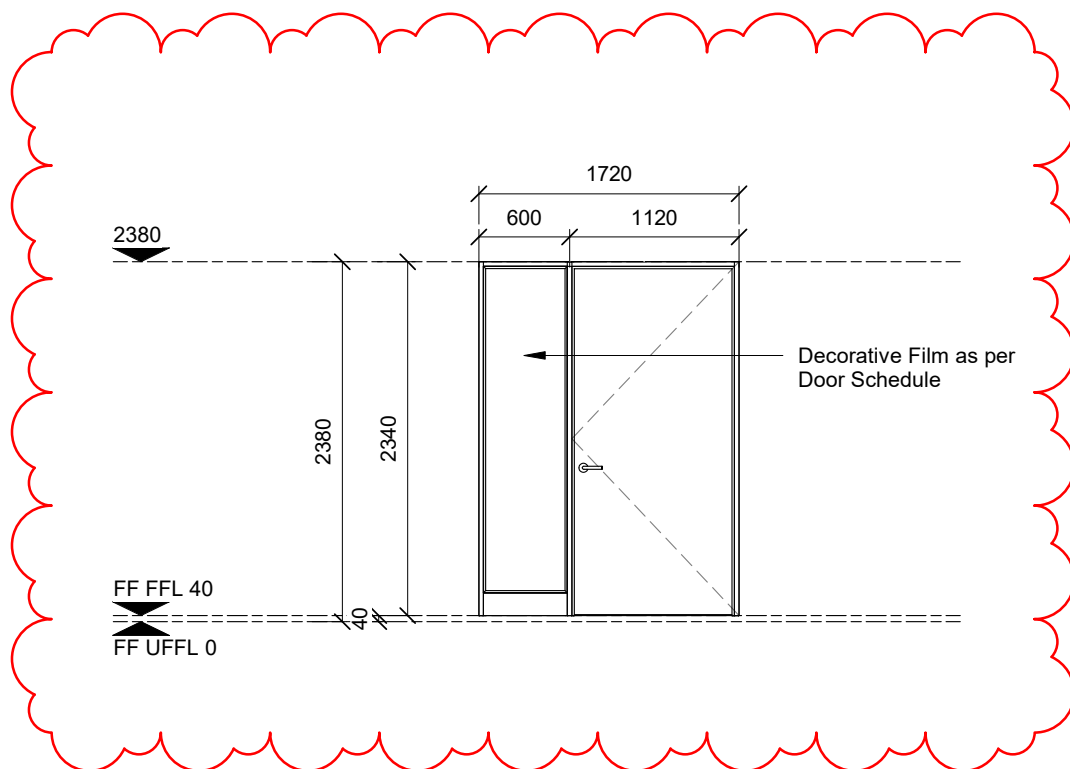


HOSPITAL DESIGN GROUP

Omega Building
 57 Warden Street
 Harrismith 9880
 PO Box 762

T +27 58 622 3942
F +27 58 623 0844
E info@hdg.co.za
W www.hdg.co.za

PROJECT TITLE		
NCDOH NURSING COLLEGE PHASE 2		
PROJECT NO:	20059P2	DRAWING NO:
DRAWN	TB / None	P2A-HDG-070-ALHS-D001
PROJECT DATE	2021-02-02	
ISSUED	2021-11-05	



- NOTE: 1. This drawing must be read in conjunction with Schedule 100-AH
 If required read in conjunction with SAGGA Glass Installation Information Schedule 100-S
 2. Shop drawings and sample to be approved by Architect prior to manufacturing.
 3. All dimensions to be controlled on site and where applicable to match existing structure.

DRAWING DESCRIPTION	SCALE	REVISION
DOOR TYPE - AL/HSW001	1:50	PR01 2021-11-04

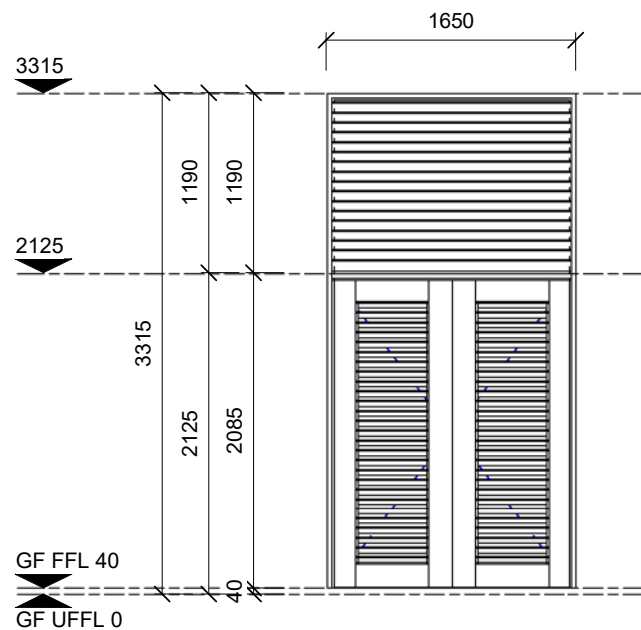


HOSPITAL DESIGN GROUP

Omega Building
 57 Warden Street
 Harrismith 9880
 PO Box 762

T +27 58 622 3942
 F +27 58 623 0844
 E info@hdg.co.za
 W www.hdg.co.za

PROJECT TITLE		
NCDOH NURSING COLLEGE PHASE 2		
PROJECT NO:	20059P2	DRAWING NO:
DRAWN	TB / None	P2A-HDG-070-ALHSW001
PROJECT DATE	2021-02-02	
ISSUED	2021-11-05	



- NOTE: 1. This drawing must be read in conjunction with Schedule 100-AH
 If required read in conjunction with SAGGA Glass Installation Information Schedule 100-S
 2. Shop drawings and sample to be approved by Architect prior to manufacturing.
 3. All dimensions to be controlled on site and where applicable to match existing structure.

DRAWING DESCRIPTION	SCALE	REVISION
DOOR TYPE - AL/LZD-004	1:50	PR00 2021-10-22




HOSPITAL DESIGN GROUP

Omega Building
 57 Warden Street
 Harismith 9880
 PO Box 762

T +27 58 622 3942
 F +27 58 623 0844
 E info@hdg.co.za
 W www.hdg.co.za

PROJECT TITLE		
NCDOH NURSING COLLEGE PHASE 2		
PROJECT NO:	20059P2	DRAWING NO:
DRAWN	TB / None	P2A-HDG-070-ALLZD-004
PROJECT DATE	2021-02-02	
ISSUED	2021-10-22	



NOTE: 1. This drawing must be read in conjunction with Schedule 100-AH
If required read in conjunction with SAGGA Glass Installation Information Schedule 100-S
2. Shop drawings and sample to be approved by Architect prior to manufacturing.
3. All dimensions to be controlled on site and where applicable to match existing structure.

DRAWING DESCRIPTION	SCALE	REVISION
DOOR TYPE - AL/LZD-005	1:50	PR00 2021-10-29

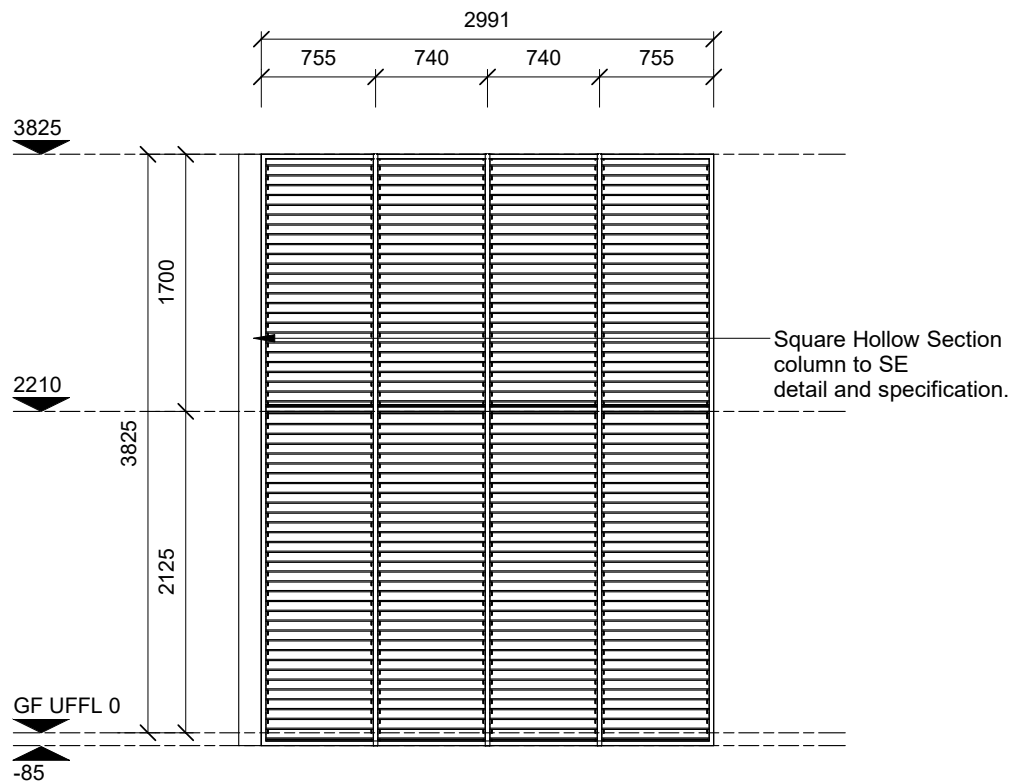


HOSPITAL DESIGN GROUP

Omega Building
57 Warden Street
Harrismith 9880
PO Box 762

T +27 58 622 3942
F +27 58 623 0844
E info@hdg.co.za
W www.hdg.co.za

PROJECT TITLE		
NCDOH NURSING COLLEGE PHASE 2		
PROJECT NO:	20059P2	DRAWING NO: P2A-HDG-070-ALLZD-005
DRAWN	TB / None	
PROJECT DATE	2021-02-02	
ISSUED	2021-10-29	



NOTE: 1. This drawing must be read in conjunction with Schedule 100-AH
 If required read in conjunction with SAGGA Glass Installation Information Schedule 100-S
 2. Shop drawings and sample to be approved by Architect prior to manufacturing.
 3. All dimensions to be controlled on site and where applicable to match existing structure.

DRAWING DESCRIPTION	SCALE	REVISION
PANEL TYPE - AL/LZP-009	1:50	PR00 2021-10-07

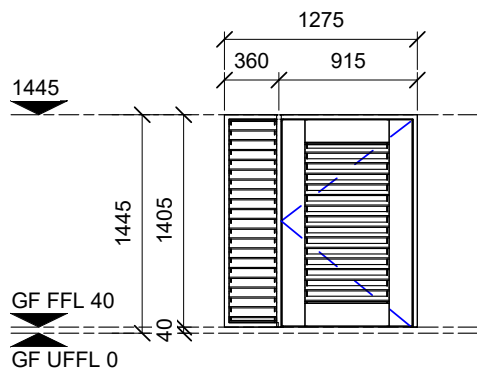


Omega Building
 57 Warden Street
 Harrismith 9880
 PO Box 762

T +27 58 622 3942
 F +27 58 623 0844
 E info@hdg.co.za
 W www.hdg.co.za

HOSPITAL DESIGN GROUP

PROJECT TITLE		
NCDOH NURSING COLLEGE PHASE 2		
PROJECT NO:	20059P2	DRAWING NO:
DRAWN	TB / None	P2A-HDG-070-ALLZP-009
PROJECT DATE	2021-02-02	
ISSUED	2021-10-07	



NOTE: 1. This drawing must be read in conjunction with Schedule 100-AH
 If required read in conjunction with SAGGA Glass Installation Information Schedule 100-S
 2. Shop drawings and sample to be approved by Architect prior to manufacturing.
 3. All dimensions to be controlled on site and where applicable to match existing structure.

DRAWING DESCRIPTION	SCALE	REVISION
DOOR TYPE - AL/LZS-017	1:50	PR00 2021-10-29

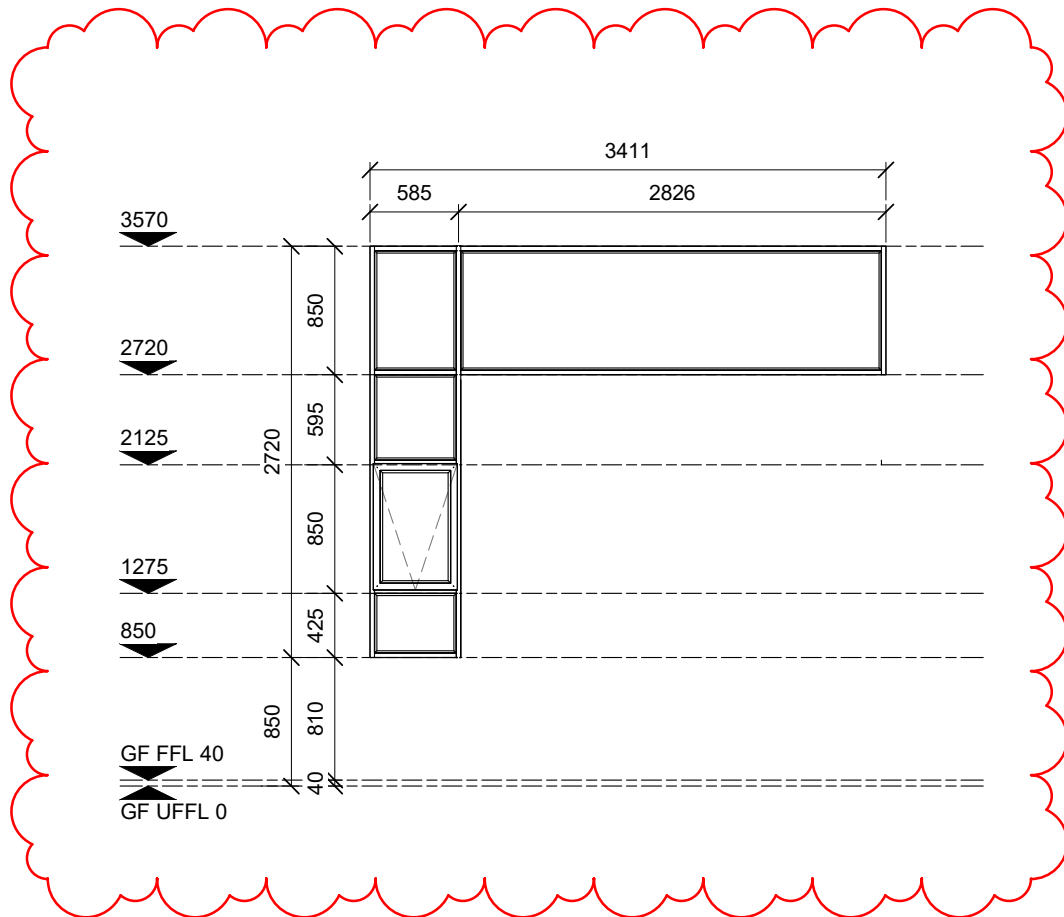


HOSPITAL DESIGN GROUP

Omega Building
 57 Warden Street
 Harrismith 9880
 PO Box 762

T +27 58 622 3942
 F +27 58 623 0844
 E info@hdg.co.za
 W www.hdg.co.za

PROJECT TITLE		
NCDOH NURSING COLLEGE PHASE 2		
PROJECT NO:	20059P2	DRAWING NO:
DRAWN	TB / None	P2A-HDG-070-ALLZS-017
PROJECT DATE	2021-02-02	
ISSUED	2021-10-29	



- NOTE: 1. This drawing must be read in conjunction with Schedule 100-AH
 If required read in conjunction with SAGGA Glass Installation Information Schedule 100-S
 2. Shop drawings and sample to be approved by Architect prior to manufacturing.
 3. All dimensions to be controlled on site and where applicable to match existing structure.

DRAWING DESCRIPTION	SCALE	REVISION
PANEL TYPE - AL/TP-D001	1:50	PR01 2021-11-04

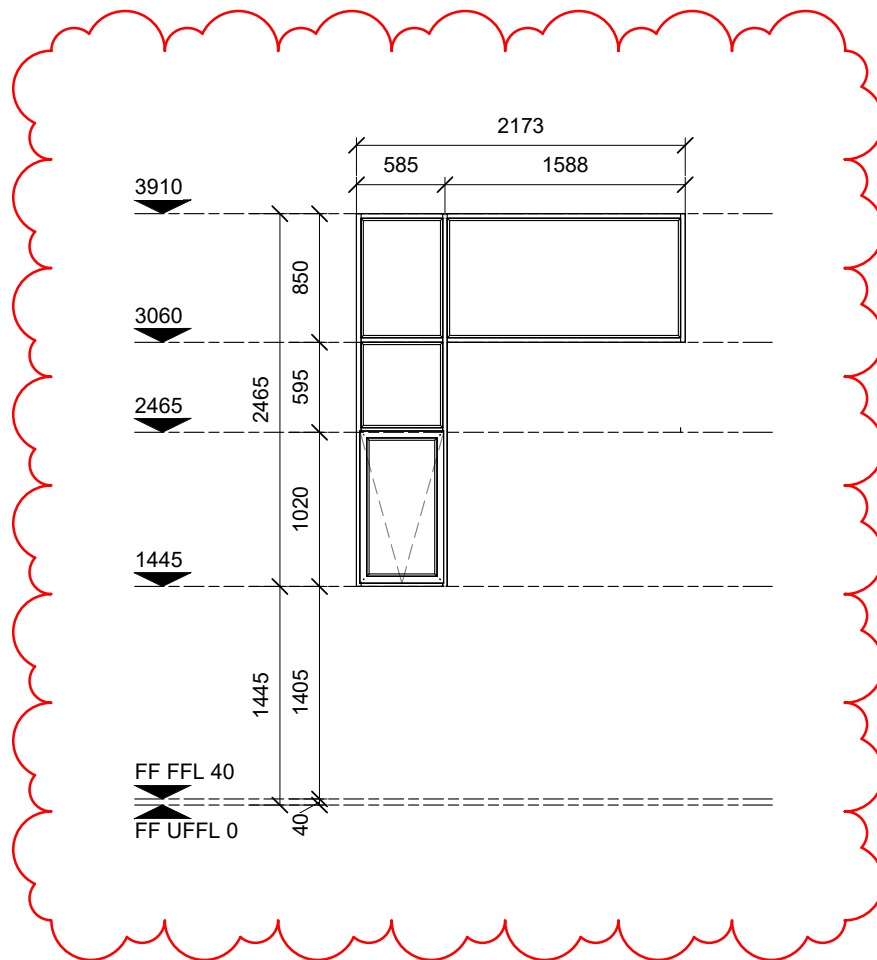


HOSPITAL DESIGN GROUP

Omega Building
 57 Warden Street
 Harrismith 9880
 PO Box 762

T +27 58 622 3942
 F +27 58 623 0844
 E info@hdg.co.za
 W www.hdg.co.za

PROJECT TITLE		
NCDOH NURSING COLLEGE PHASE 2		
PROJECT NO:	20059P2	DRAWING NO:
DRAWN	TB / None	P2A-HDG-070-ALTP-D001
PROJECT DATE	2021-02-02	
ISSUED	2021-11-05	



- NOTE: 1. This drawing must be read in conjunction with Schedule 100-AH
 If required read in conjunction with SAGGA Glass Installation Information Schedule 100-S
 2. Shop drawings and sample to be approved by Architect prior to manufacturing.
 3. All dimensions to be controlled on site and where applicable to match existing structure.

DRAWING DESCRIPTION	SCALE	REVISION
PANEL TYPE - AL/TP-D011	1:50	PR01 2021-11-04

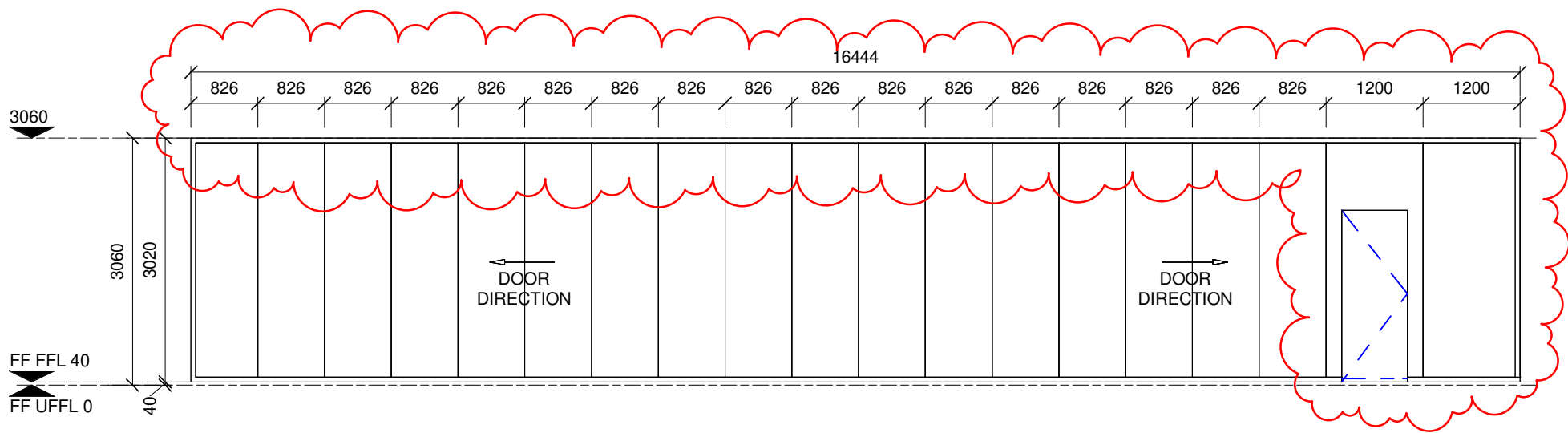


HOSPITAL DESIGN GROUP

Omega Building
 57 Warden Street
 Harrismith 9880
 PO Box 762

T +27 58 622 3942
 F +27 58 623 0844
 E info@hdg.co.za
 W www.hdg.co.za

PROJECT TITLE		
NCDOH NURSING COLLEGE PHASE 2		
PROJECT NO:	20059P2	DRAWING NO:
DRAWN	TB / None	P2A-HDG-070-ALTP-D011
PROJECT DATE	2021-02-02	
ISSUED	2021-11-05	



NOTE: 1. This drawing must be read in conjunction with Schedule 100-AH
If required read in conjunction with SAGGA Glass Installation Information Schedule 100-S
2. Shop drawings and sample to be approved by Architect prior to manufacturing.
3. All dimensions to be controlled on site and where applicable to match existing structure.

DRAWING DESCRIPTION	SCALE	REVISION
DOOR TYPE - HUF38/001	1:75	PR02 2021-10-07

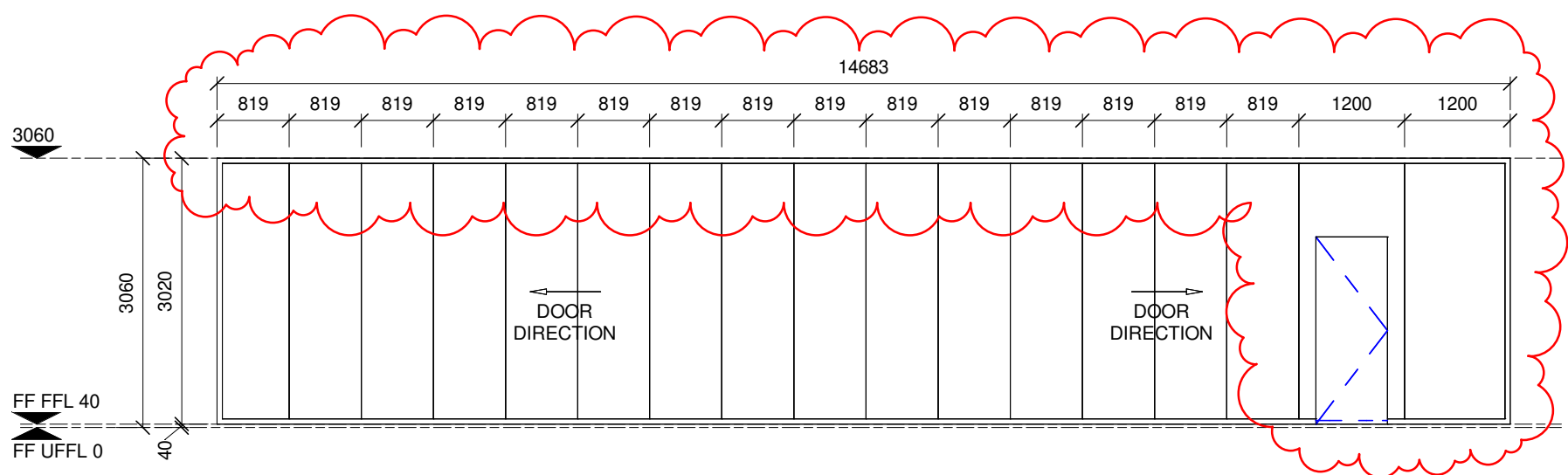


HOSPITAL DESIGN GROUP

Omega Building
57 Warden Street
Harrismith 9880
PO Box 762

T +27 58 622 3942
F +27 58 623 0844
E info@hdg.co.za
W www.hdg.co.za

PROJECT TITLE		
NCDOH NURSING COLLEGE PHASE 2		
PROJECT NO:	20059P2	DRAWING NO: P2A-HDG-070-HUF38-001
DRAWN	CN / None	
PROJECT DATE	2021-02-02	
ISSUED	2021-10-07	



NOTE: 1. This drawing must be read in conjunction with Schedule 100-AH
If required read in conjunction with SAGGA Glass Installation Information Schedule 100-S
2. Shop drawings and sample to be approved by Architect prior to manufacturing.
3. All dimensions to be controlled on site and where applicable to match existing structure.

DRAWING DESCRIPTION	SCALE	REVISION
DOOR TYPE - HUF38/002	1:75	PR02 2021-10-07



HOSPITAL DESIGN GROUP

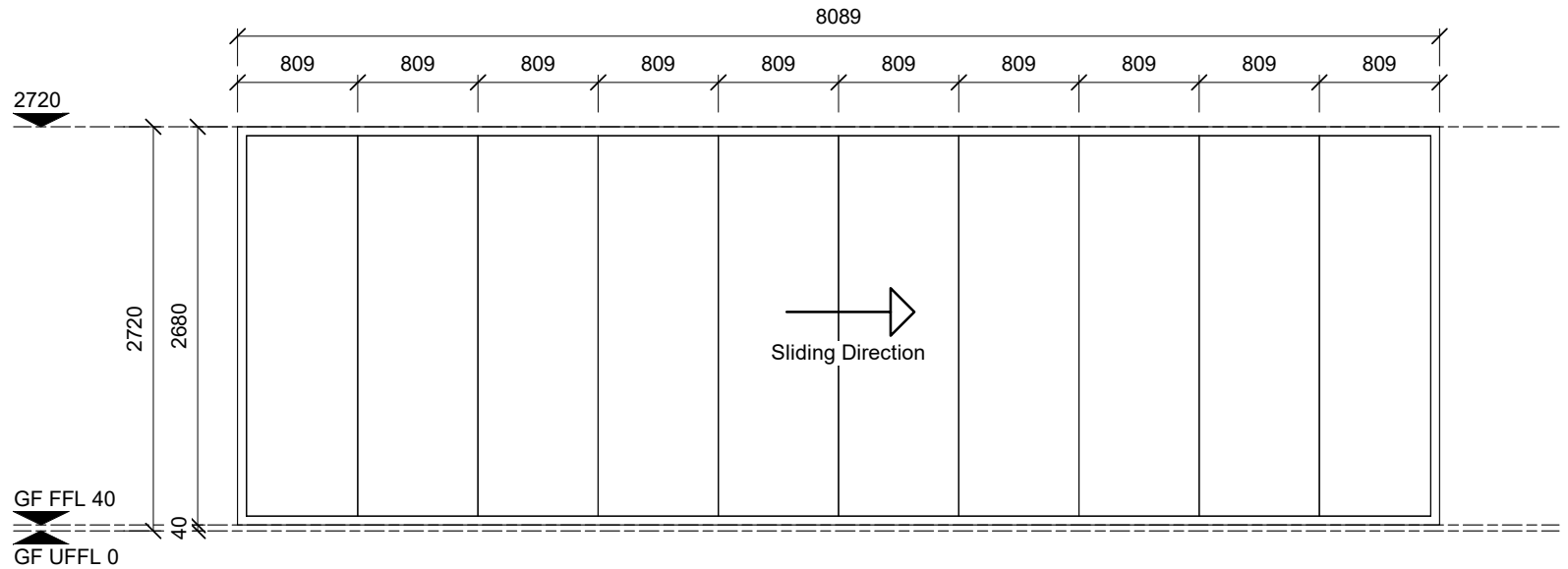
Omega Building
57 Warden Street
Harrismith 9880
PO Box 762

T +27 58 622 3942
F +27 58 623 0844
E info@hdg.co.za
W www.hdg.co.za

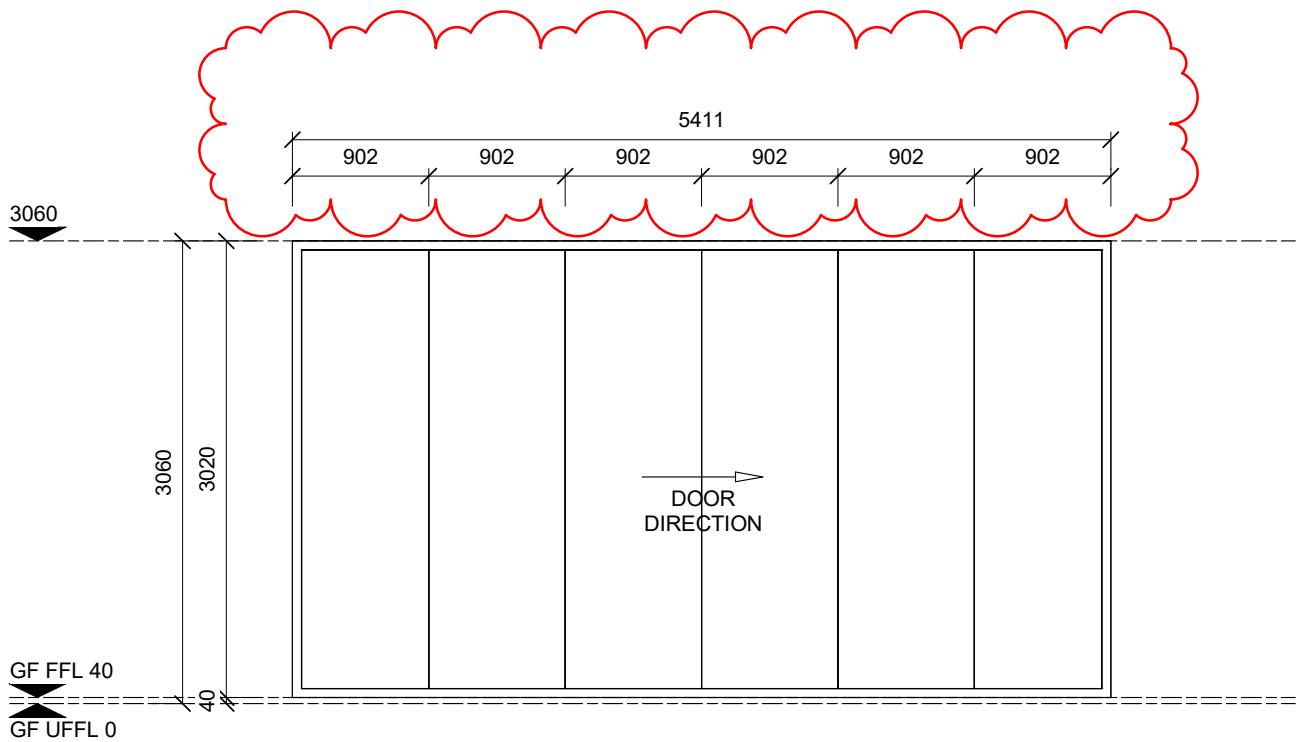
PROJECT TITLE		
NCDOH NURSING COLLEGE PHASE 2		
PROJECT NO:	20059P2	DRAWING NO: P2A-HDG-070-HUF38-002
DRAWN	CN / None	
PROJECT DATE	2021-02-02	
ISSUED	2021-10-07	

PROJECT TITLE	
NCDOH NURSING COLLEGE PHASE 2	
PROJECT NO	20059P2
DRAWING	TB / None
PROJECT DATE	2021-02-02
ISSUED	2021-09-30
P2A-HDG-070-HUF38-003	

DRAWING DESCRIPTION		SCALE	REVISION
DOOR TYPE - HUF38/003		1:50	PR00 2021-09-29



NOTE: 1. This drawing must be read in conjunction with Schedule 100-AH
If required read in conjunction with SAGGA Glass Installation Information Schedule 100-S
2. Shop drawings and sample to be approved by Architect prior to manufacturing.
3. All dimensions to be controlled on site and where applicable to match existing structure.



- NOTE: 1. This drawing must be read in conjunction with Schedule 100-AH
 If required read in conjunction with SAGGA Glass Installation Information Schedule 100-S
 2. Shop drawings and sample to be approved by Architect prior to manufacturing.
 3. All dimensions to be controlled on site and where applicable to match existing structure.

DRAWING DESCRIPTION	SCALE	REVISION
DOOR TYPE - HUF40/001	1:50	PR01 2021-09-16

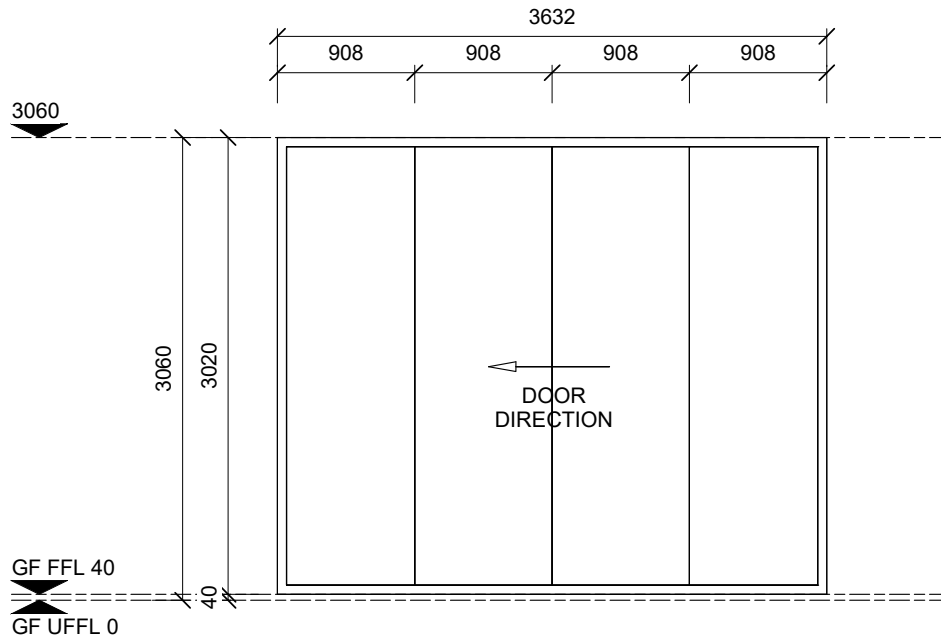


HOSPITAL DESIGN GROUP

Omega Building
 57 Warden Street
 Harrismith 9880
 PO Box 762

T +27 58 622 3942
F +27 58 623 0844
E info@hdg.co.za
W www.hdg.co.za

PROJECT TITLE		
NCDOH NURSING COLLEGE PHASE 2		
PROJECT NO:	20059P2	DRAWING NO:
DRAWN	JCVR / None	P2A-HDG-070-HUF40-001
PROJECT DATE	2021-02-02	
ISSUED	2021-09-16	



- NOTE: 1. This drawing must be read in conjunction with Schedule 100-AH
 If required read in conjunction with SAGGA Glass Installation Information Schedule 100-S
 2. Shop drawings and sample to be approved by Architect prior to manufacturing.
 3. All dimensions to be controlled on site and where applicable to match existing structure.

DRAWING DESCRIPTION	SCALE	REVISION
DOOR TYPE - HUF40/002	1:50	PR00 2021-09-08

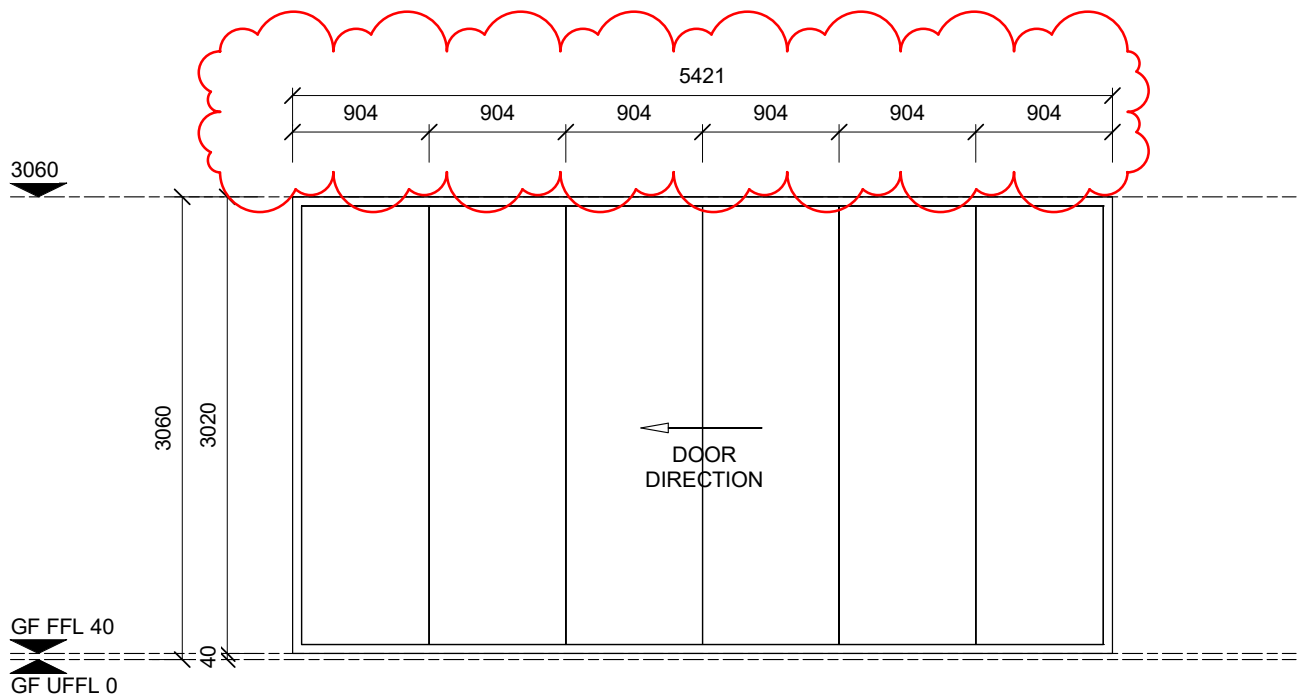


HOSPITAL DESIGN GROUP

Omega Building
 57 Warden Street
 Harrismith 9880
 PO Box 762

T +27 58 622 3942
 F +27 58 623 0844
 E info@hdg.co.za
 W www.hdg.co.za

PROJECT TITLE		
NCDOH NURSING COLLEGE PHASE 2		
PROJECT NO:	20059P2	DRAWING NO:
DRAWN	JH / Philip	P2A-HDG-070-HUF40-002
PROJECT DATE	2021-02-02	
ISSUED	2021-09-09	



- NOTE: 1. This drawing must be read in conjunction with Schedule 100-AH
 If required read in conjunction with SAGGA Glass Installation Information Schedule 100-S
 2. Shop drawings and sample to be approved by Architect prior to manufacturing.
 3. All dimensions to be controlled on site and where applicable to match existing structure.

DRAWING DESCRIPTION	SCALE	REVISION
DOOR TYPE - HUF40/003	1:50	PR01 2021-09-16

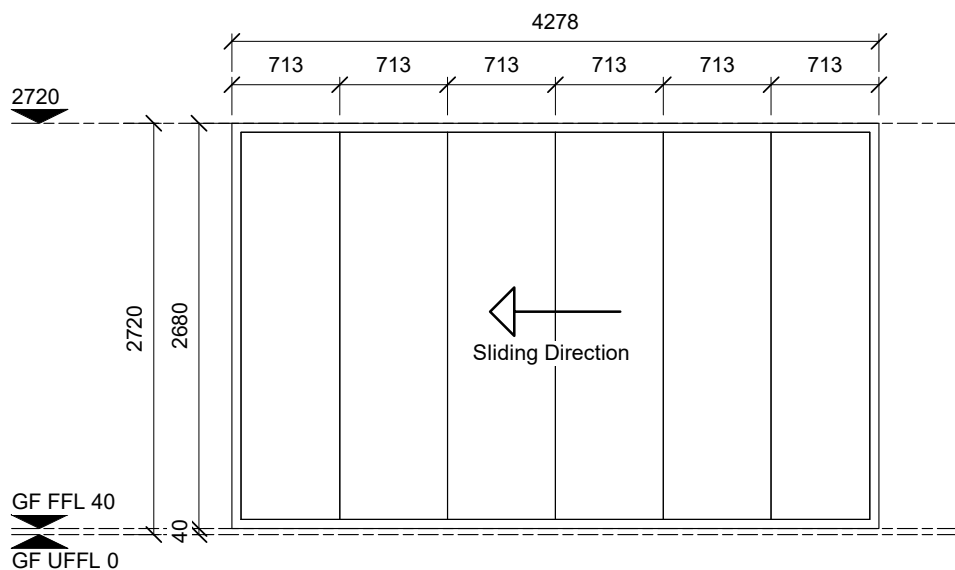


HOSPITAL DESIGN GROUP

Omega Building
 57 Warden Street
 Harrismith 9880
 PO Box 762

T +27 58 622 3942
 F +27 58 623 0844
 E info@hdg.co.za
 W www.hdg.co.za

PROJECT TITLE		
NCDOH NURSING COLLEGE PHASE 2		
PROJECT NO:	20059P2	DRAWING NO:
DRAWN	JCVR / None	P2A-HDG-070-HUF40-003
PROJECT DATE	2021-02-02	
ISSUED	2021-09-16	



- NOTE: 1. This drawing must be read in conjunction with Schedule 100-AH
 If required read in conjunction with SAGGA Glass Installation Information Schedule 100-S
 2. Shop drawings and sample to be approved by Architect prior to manufacturing.
 3. All dimensions to be controlled on site and where applicable to match existing structure.

DRAWING DESCRIPTION	SCALE	REVISION
DOOR TYPE - HUF40/004	1:50	PR00 2021-09-22

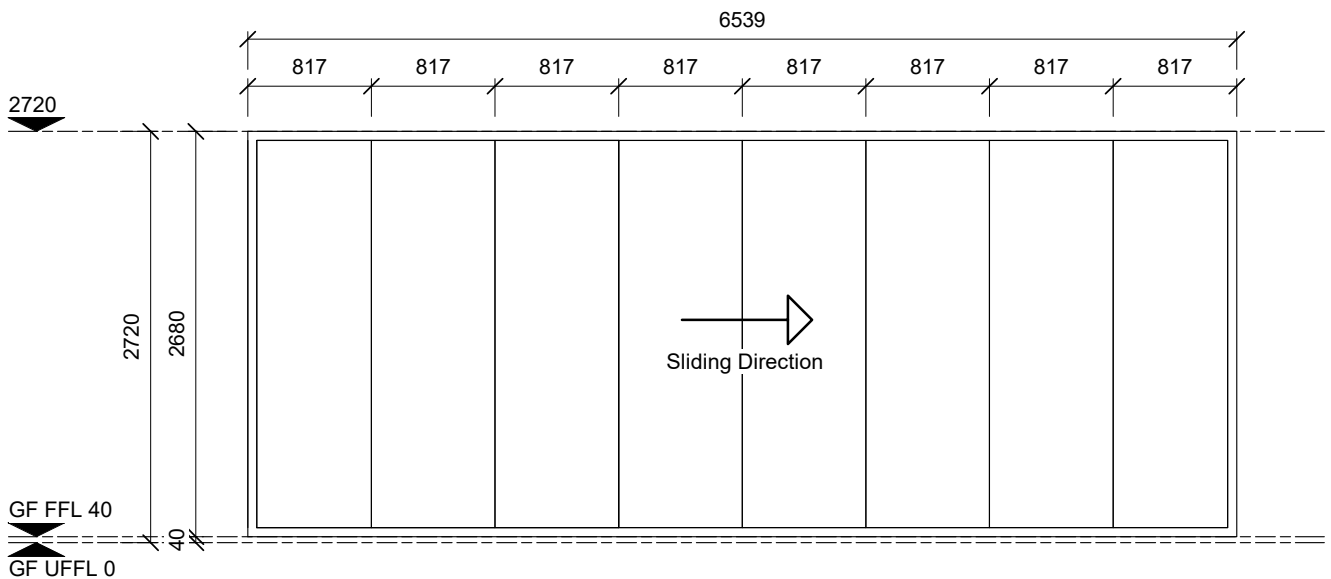


Omega Building
 57 Warden Street
 Harrismith 9880
 PO Box 762

T +27 58 622 3942
 F +27 58 623 0844
 E info@hdg.co.za
 W www.hdg.co.za

HOSPITAL DESIGN GROUP

PROJECT TITLE		
NCDOH NURSING COLLEGE PHASE 2		
PROJECT NO:	20059P2	DRAWING NO:
DRAWN	TB / None	P2A-HDG-070-HUF40-004
PROJECT DATE	2021-02-02	
ISSUED	2021-09-22	



- NOTE: 1. This drawing must be read in conjunction with Schedule 100-AH
 If required read in conjunction with SAGGA Glass Installation Information Schedule 100-S
 2. Shop drawings and sample to be approved by Architect prior to manufacturing.
 3. All dimensions to be controlled on site and where applicable to match existing structure.

DRAWING DESCRIPTION	SCALE	REVISION
DOOR TYPE - HUF40/005	1:50	PR00 2021-09-22

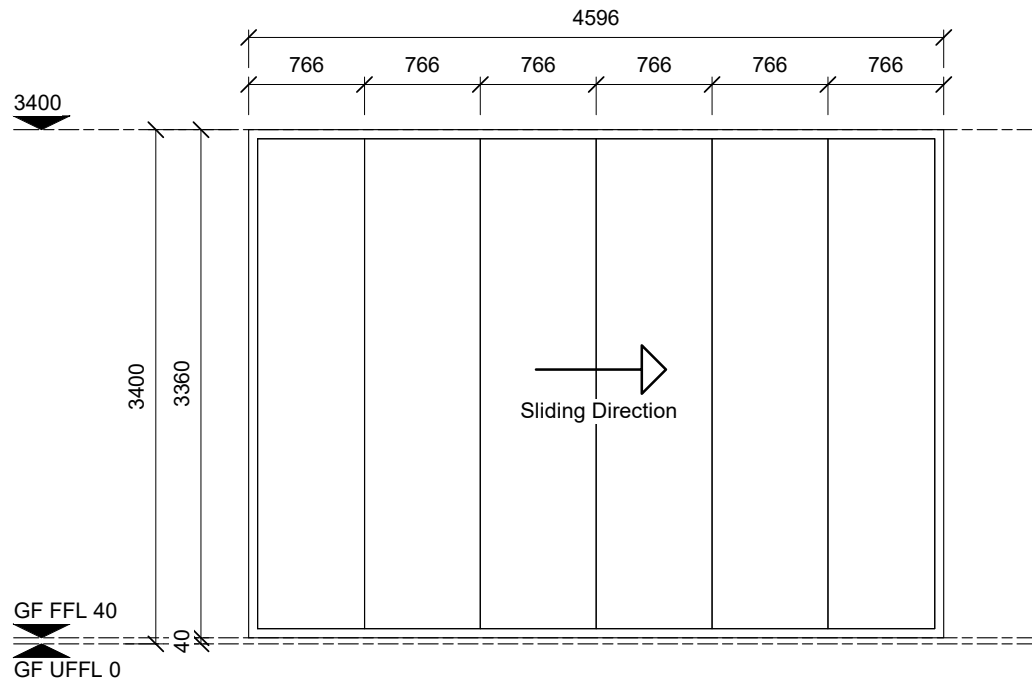


HOSPITAL DESIGN GROUP

Omega Building
 57 Warden Street
 Harrismith 9880
 PO Box 762

T +27 58 622 3942
 F +27 58 623 0844
 E info@hdg.co.za
 W www.hdg.co.za

PROJECT TITLE		
NCDOH NURSING COLLEGE PHASE 2		
PROJECT NO:	20059P2	DRAWING NO:
DRAWN	TB / None	P2A-HDG-070-HUF40-005
PROJECT DATE	2021-02-02	
ISSUED	2021-09-22	



NOTE: 1. This drawing must be read in conjunction with Schedule 100-AH
 If required read in conjunction with SAGGA Glass Installation Information Schedule 100-S
 2. Shop drawings and sample to be approved by Architect prior to manufacturing.
 3. All dimensions to be controlled on site and where applicable to match existing structure.

DRAWING DESCRIPTION	SCALE	REVISION
DOOR TYPE - HUF40/006	1:50	PR00 2021-09-29

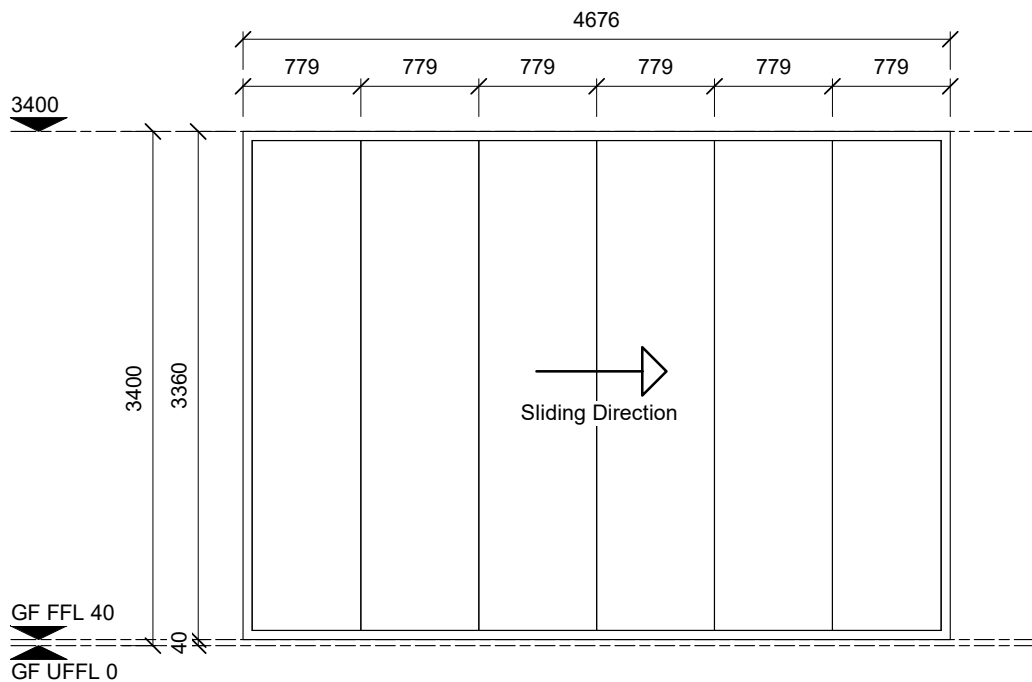


HOSPITAL DESIGN GROUP

Omega Building
 57 Warden Street
 Harrismith 9880
 PO Box 762

T +27 58 622 3942
 F +27 58 623 0844
 E info@hdg.co.za
 W www.hdg.co.za

PROJECT TITLE		
NCDOH NURSING COLLEGE PHASE 2		
PROJECT NO:	20059P2	DRAWING NO:
DRAWN	TB / None	P2A-HDG-070-HUF40-006
PROJECT DATE	2021-02-02	
ISSUED	2021-09-30	



NOTE: 1. This drawing must be read in conjunction with Schedule 100-AH
 If required read in conjunction with SAGGA Glass Installation Information Schedule 100-S
 2. Shop drawings and sample to be approved by Architect prior to manufacturing.
 3. All dimensions to be controlled on site and where applicable to match existing structure.

DRAWING DESCRIPTION	SCALE	REVISION
DOOR TYPE - HUF40/007	1:50	PR00 2021-09-29

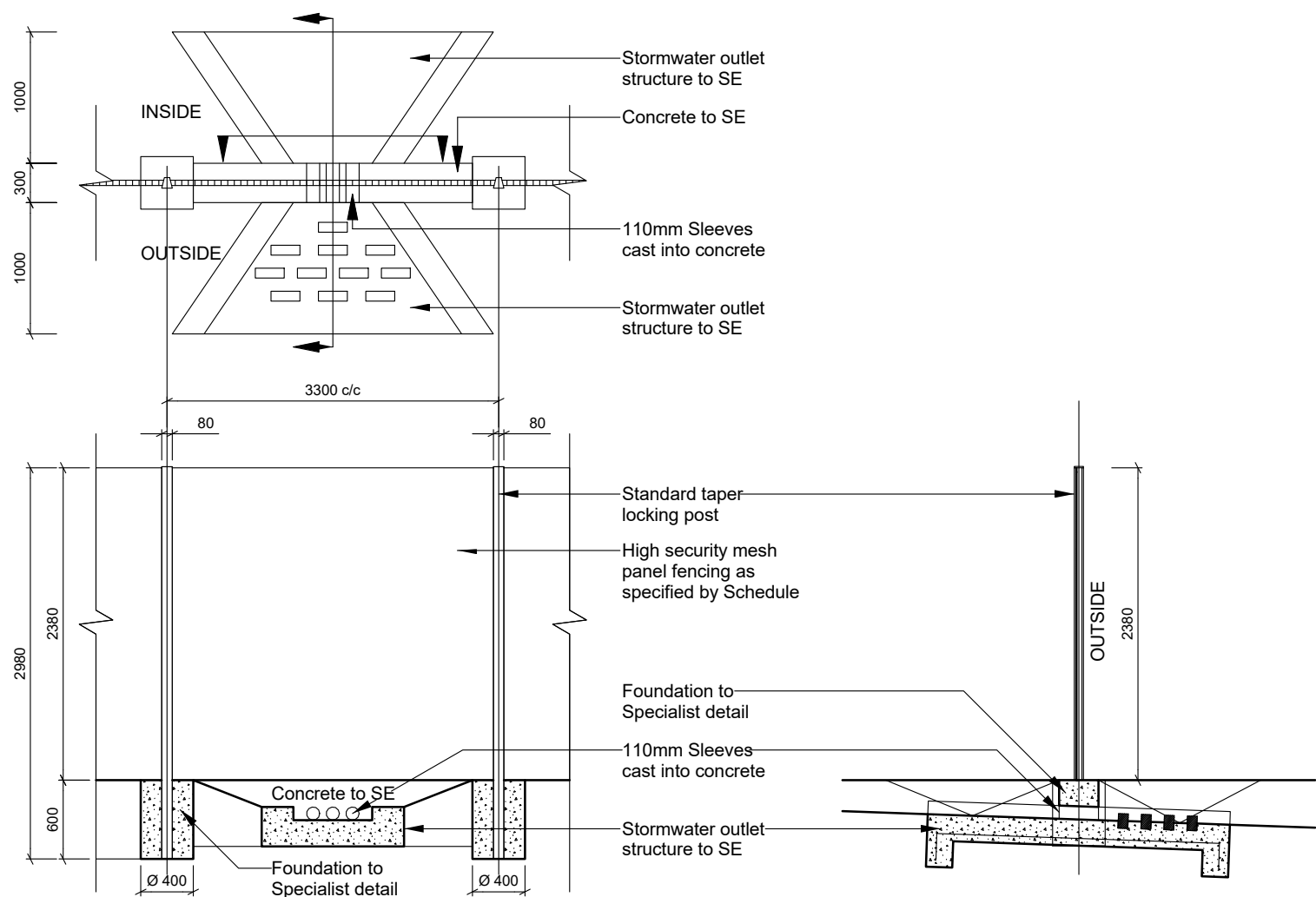


Omega Building
 57 Warden Street
 Harrismith 9880
 PO Box 762

T +27 58 622 3942
 F +27 58 623 0844
 E info@hdg.co.za
 W www.hdg.co.za

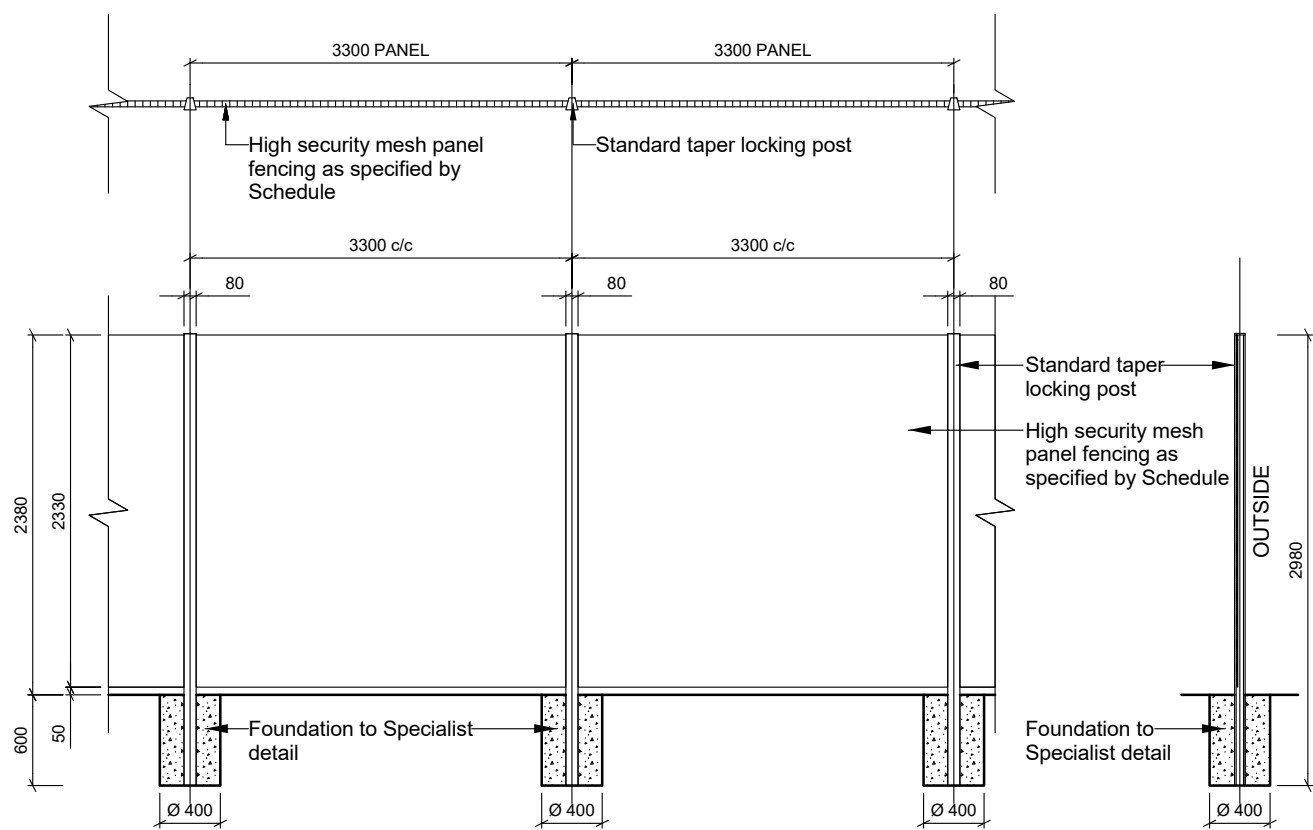
HOSPITAL DESIGN GROUP

PROJECT TITLE		
NCDOH NURSING COLLEGE PHASE 2		
PROJECT NO:	20059P2	DRAWING NO:
DRAWN	TB / None	P2A-HDG-070-HUF40-007
PROJECT DATE	2021-02-02	
ISSUED	2021-09-30	



TYPICAL SLOPING SITE FENCE DETAIL

'SCALE 1:50'



TYPICAL NON-SLOPING SITE FENCE DETAIL

'SCALE 1:50'

- NOTE: 1. This drawing must be read in conjunction with Schedule 100-AH
 If required read in conjunction with SAGGA Glass Installation Information Schedule 100-S
 2. Shop drawings and sample to be approved by Architect prior to manufacturing.
 3. All dimensions to be controlled on site and where applicable to match existing structure.

DRAWING DESCRIPTION	SCALE	REVISION
CLEARVUE FENCE TYPE - SEC/CVHF002	1:50	PR00 2021-11-03

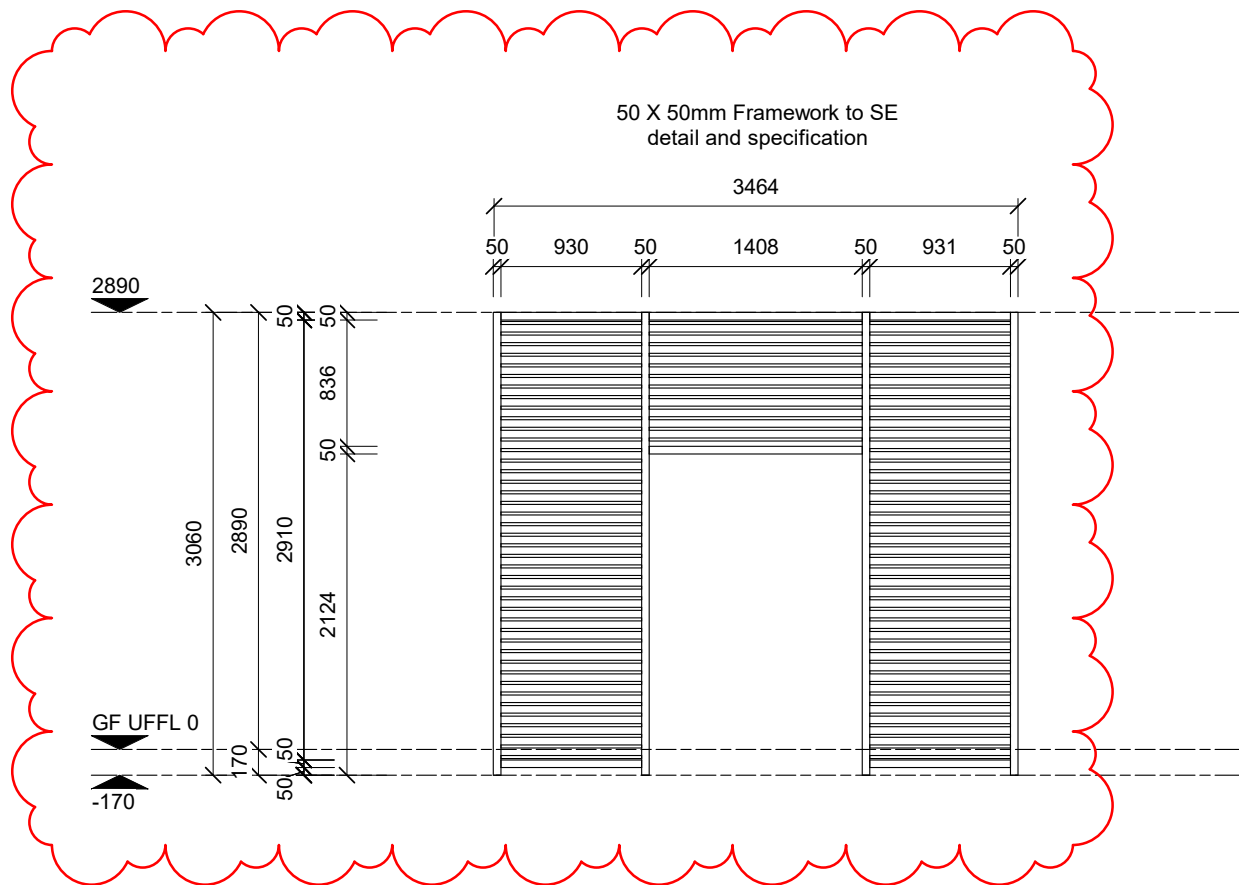


HOSPITAL DESIGN GROUP

Omega Building
57 Warden Street
Harrismith 9880
PO Box 762

T +27 58 622 3942
F +27 58 623 0844
E info@hdg.co.za
W www.hdg.co.za

PROJECT TITLE		
NCDOH NURSING COLLEGE PHASE 2		
PROJECT NO:	20059P2	DRAWING NO: P2A-HDG-070-SEC-CVHF002
DRAWN	JLVZ / None	
PROJECT DATE	2021-02-02	
ISSUED	2021-11-03	



- NOTE: 1. This drawing must be read in conjunction with Schedule 100-AH
If required read in conjunction with SAGGA Glass Installation Information Schedule 100-S
2. Shop drawings and sample to be approved by Architect prior to manufacturing.
3. All dimensions to be controlled on site and where applicable to match existing structure.

DRAWING DESCRIPTION	SCALE	REVISION
CLEARVUE PANEL TYPE - SEC/CVP008	1:50	PR01 2021-11-22

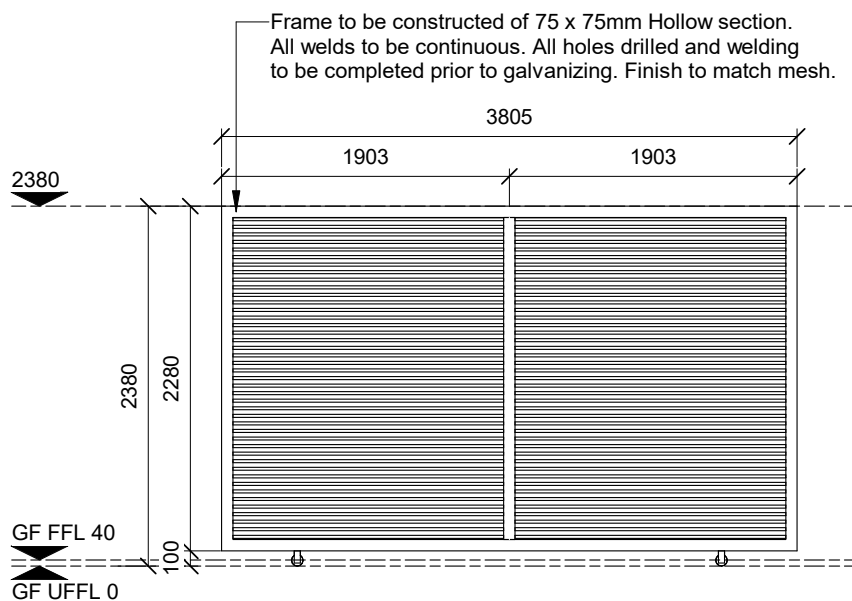


Omega Building
57 Warden Street
Harrismith 9880
PO Box 762

T +27 58 622 3942
F +27 58 623 0844
E info@hdg.co.za
W www.hdg.co.za

HOSPITAL DESIGN GROUP

PROJECT TITLE		
NCDOH NURSING COLLEGE PHASE 2		
PROJECT NO:	20059P2	DRAWING NO:
DRAWN	TB / None	P2A-HDG-070-SEC-CVP008
PROJECT DATE	2021-02-02	
ISSUED	2021-11-22	



- NOTE: 1. This drawing must be read in conjunction with Schedule 100-AH
If required read in conjunction with SAGGA Glass Installation Information Schedule 100-S
2. Shop drawings and sample to be approved by Architect prior to manufacturing.
3. All dimensions to be controlled on site and where applicable to match existing structure.

DRAWING DESCRIPTION	SCALE	REVISION
CLEARVUE DOOR TYPE - SEC/CVSS001	1:50	PR00 2021-09-17



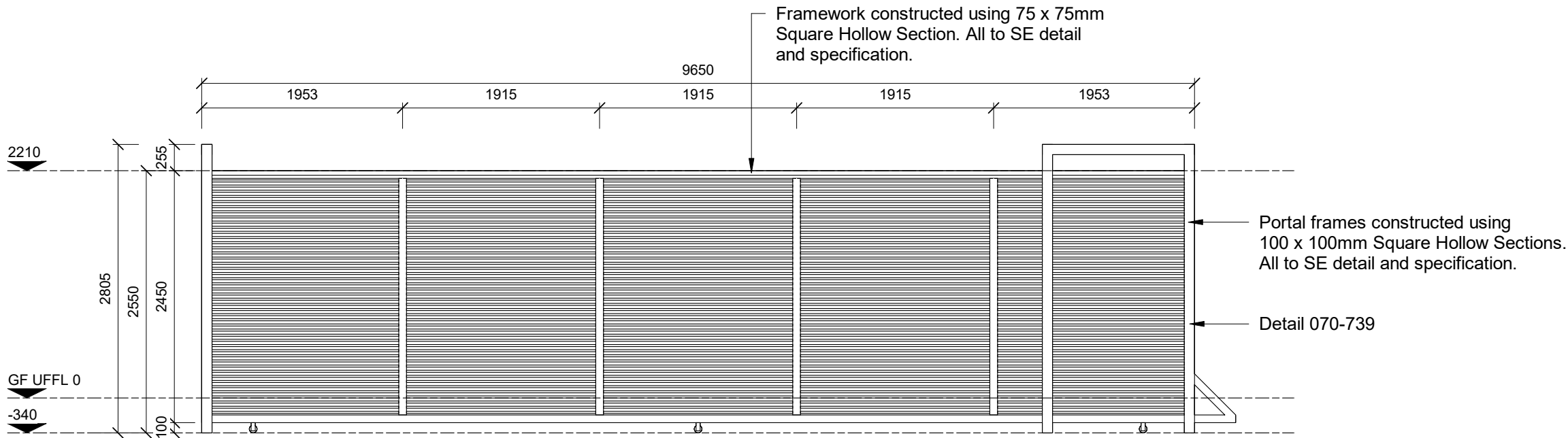
HOSPITAL DESIGN GROUP

Omega Building
57 Warden Street
Harrismith 9880
PO Box 762

T +27 58 622 3942
F +27 58 623 0844
E info@hdg.co.za
W www.hdg.co.za

PROJECT TITLE		
NCDOH NURSING COLLEGE PHASE 2		
PROJECT NO:	20059P2	DRAWING NO:
DRAWN	TB / None	P2A-HDG-070-SEC-CVSS001
PROJECT DATE	2021-02-02	
ISSUED	2021-09-17	

NOTE: 1. This drawing must be read in conjunction with Schedule 100-AH
If required read in conjunction with SAGGA Glass Installation Information Schedule 100-S
2. Shop drawings and sample to be approved by Architect prior to manufacturing.
3. All dimensions to be controlled on site and where applicable to match existing structure.



DRAWING DESCRIPTION

CLEARVUE DOOR TYPE - SEC/CVSSa001

REVISION

PR00
2021-11-02

SCALE

1:50

PROJECT TITLE

NCDOH NURSING COLLEGE PHASE 2

DRAWING NO:

P2A-HDG-070-SEC-CVSSa001

PROJECT NO:

20059P2

DRAWN

JLVZ / None

PROJECT DATE

2021-02-02

ISSUED

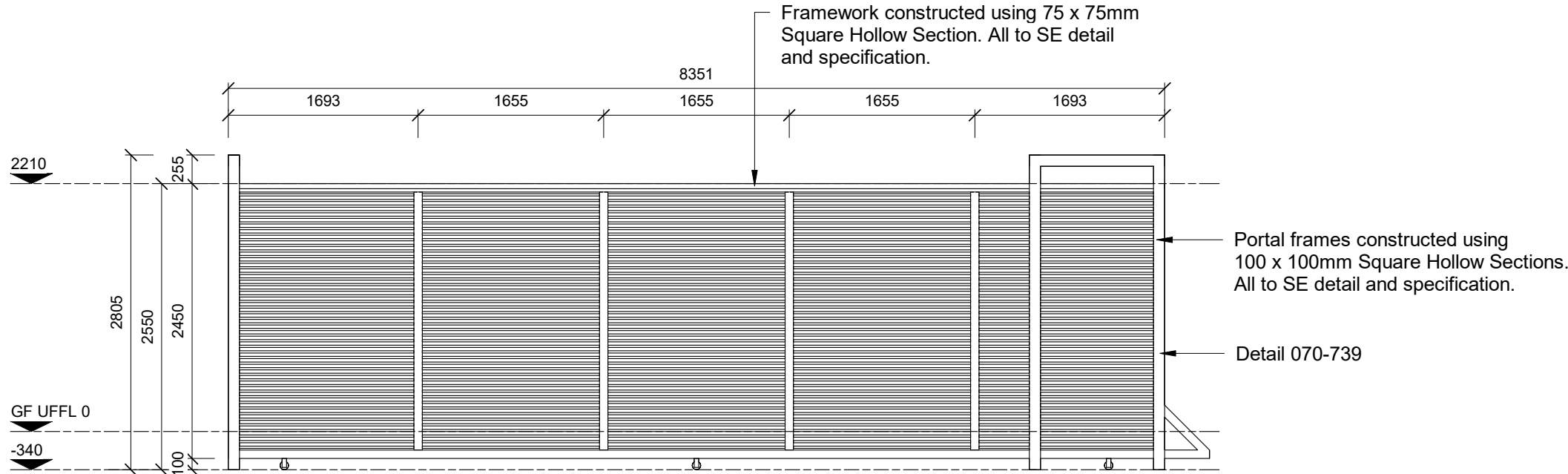
2021-11-02

Omega Building
57 Warden Street
Harrismith 9880
PO Box 762

T +27 58 622 3942
F +27 58 623 0844
E info@hdg.co.za
W www.hdg.co.za



NOTE: 1. This drawing must be read in conjunction with Schedule 100-AH
If required read in conjunction with SAGGA Glass Installation Information Schedule 100-S
2. Shop drawings and sample to be approved by Architect prior to manufacturing.
3. All dimensions to be controlled on site and where applicable to match existing structure.



DRAWING DESCRIPTION

SCALE

REVISION

CLEARVUE DOOR TYPE - SEC/CVSSa002

1:50

PR00
2021-11-02

PROJECT TITLE

NCDOH NURSING COLLEGE PHASE 2

PROJECT NO:	20059P2	DRAWING NO:	
DRAWN	JLVZ / Nore		
PROJECT DATE	2021-02-02		
ISSUED	2021-11-02		

P2A-HDG-070-SEC-CVSSa002

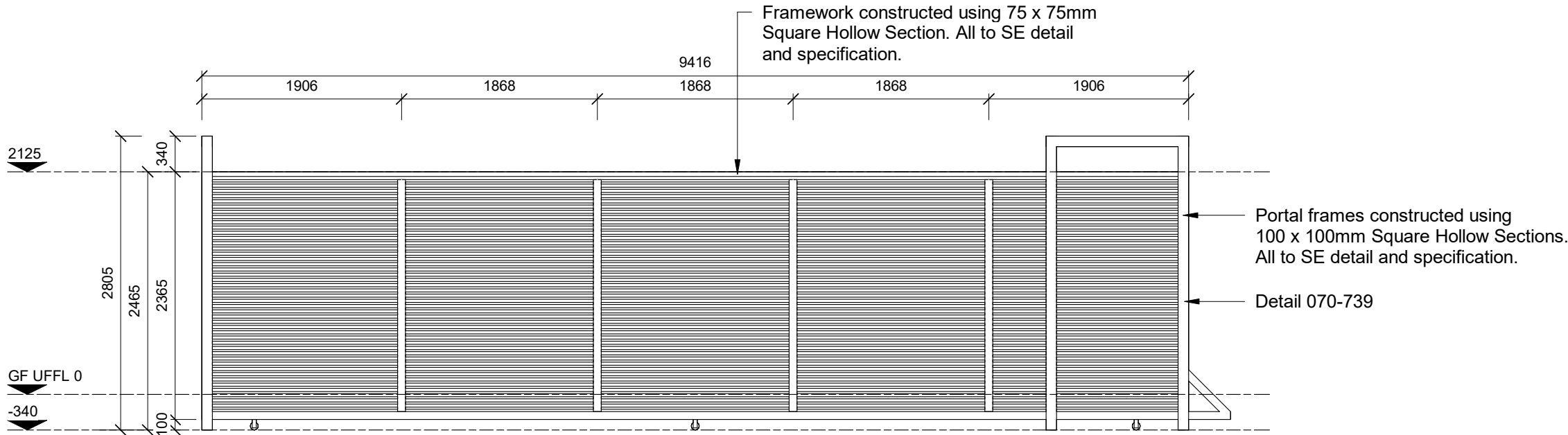


HOSPITAL DESIGN GROUP

Omega Building
57 Warden Street
Harrismith 9880
PO Box 762

T +27 58 622 3942
F +27 58 623 0844
E info@hdg.co.za
W www.hdg.co.za

NOTE: 1. This drawing must be read in conjunction with Schedule 100-AH
If required read in conjunction with SAGGA Glass Installation Information Schedule 100-S
2. Shop drawings and sample to be approved by Architect prior to manufacturing.
3. All dimensions to be controlled on site and where applicable to match existing structure.



DRAWING DESCRIPTION

CLEARVUE DOOR TYPE - SEC/CVSSa003

SCALE

1:50

REVISION

PR00
2021-11-02

PROJECT TITLE

NCDOH NURSING COLLEGE PHASE 2

DRAWING NO:

P2A-HDG-070-SEC-CVSSa003

PROJECT NO:

20059P2

JLVZ / None

PROJECT DATE

2021-02-02

ISSUED

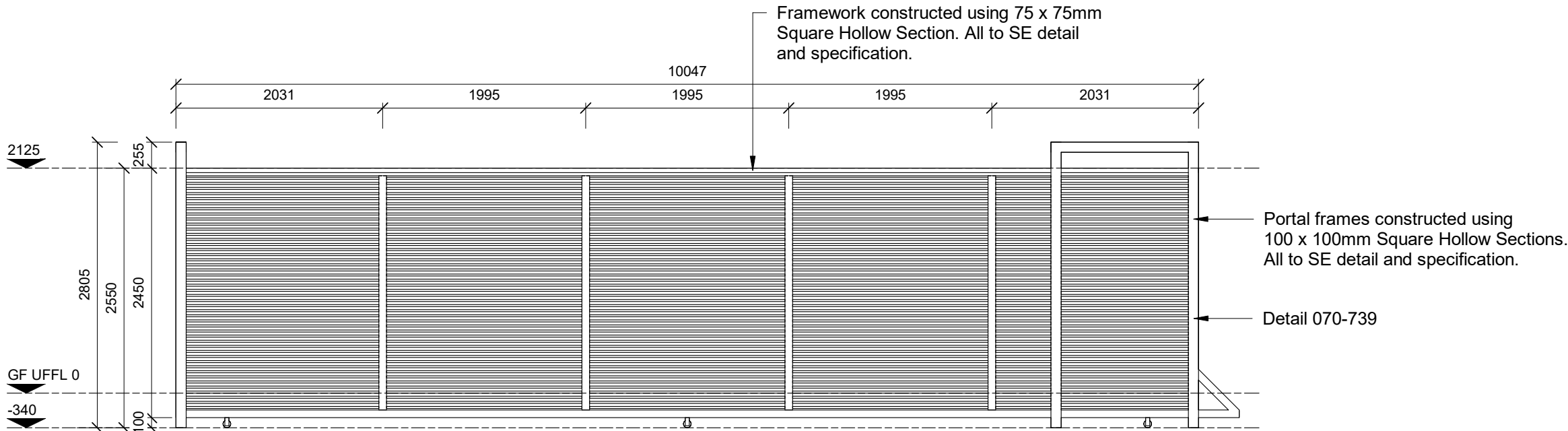
2021-11-02

Omega Building
57 Warden Street
Harrismith 9880
PO Box 762

T +27 58 622 3942
F +27 58 623 0844
E info@hdg.co.za
W www.hdg.co.za



NOTE: 1. This drawing must be read in conjunction with Schedule 100-AH
If required read in conjunction with SAGGA Glass Installation Information Schedule 100-S
2. Shop drawings and sample to be approved by Architect prior to manufacturing.
3. All dimensions to be controlled on site and where applicable to match existing structure.



DRAWING DESCRIPTION

CLEARVUE DOOR TYPE - SEC/CVSSa004

SCALE

1:50

REVISION

PR00
2021-11-02

PROJECT TITLE

NCDOH NURSING COLLEGE PHASE 2

PROJECT NO: 20059P2

DRAWN JL VZ / None

PROJECT DATE 2021-02-02

ISSUED 2021-11-02

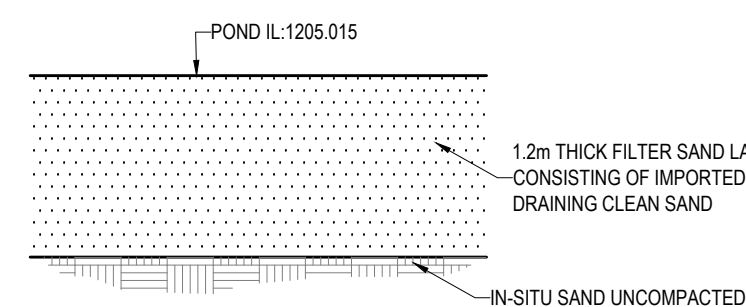
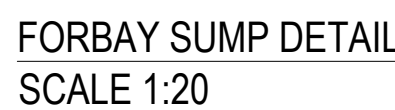
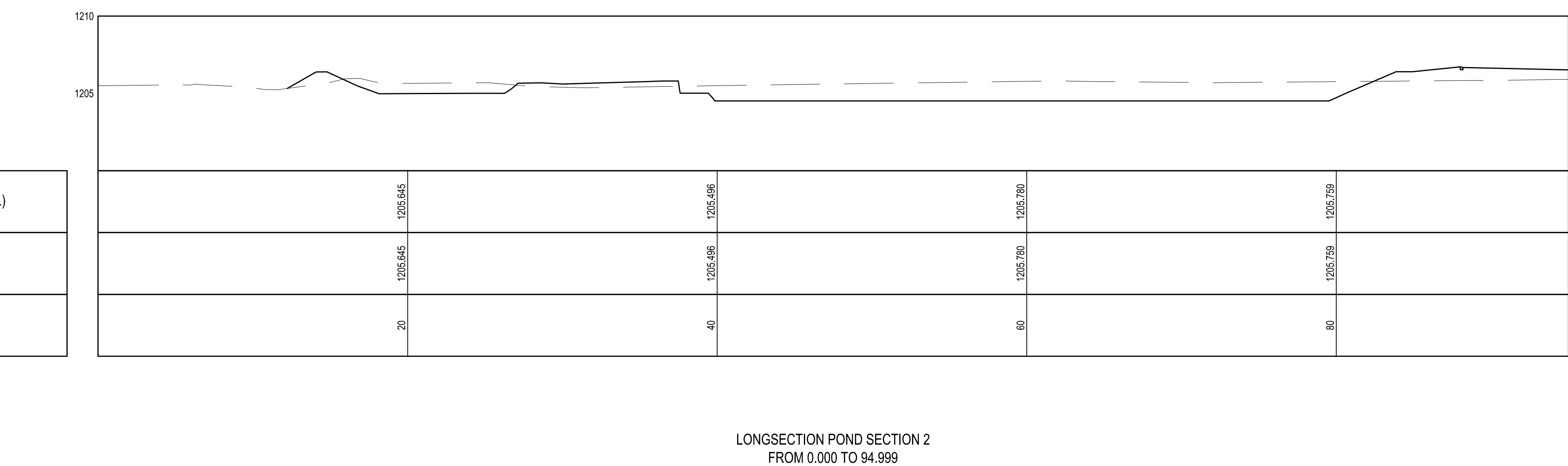
DRAWING NO:

P2A-HDG-070-SEC-CVSSa004

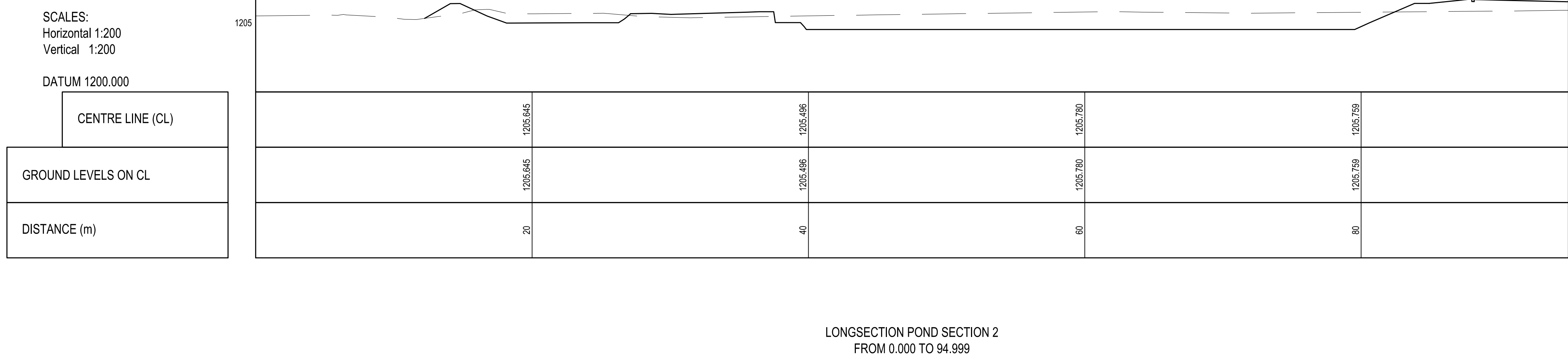
Omega Building
57 Warden Street
Harrismith 9880
PO Box 762

T +27 58 622 3942
F +27 58 623 0844
E info@hdg.co.za
W www.hdg.co.za





- NOTES:
1. ALL WORK SHALL BE CARRIED OUT IN ACCORDANCE WITH THE RELEVANT SECTION OF SABS 1000 AND THE PROVISIONS OF THE LOCAL AUTHORITY AND ENGINEER.
 2. ONLY MATERIAL WITH THE SABS MARK OF APPROVAL SHALL BE USED.
 3. ALL AS-BUILT INFORMATION SHALL BE FORWARDED TO THE ENGINEER ON COMPLETION OF THE PROJECT.
 4. ALL SETTING-OUT DATA MUST BE CONFIRMED BY THE CONTRACTOR PRIOR TO THE COMMENCEMENT OF THE WORK. THE ENGINEER AND SURVEYOR MUST BE REPORTED TO THE ENGINEER FOR VERIFICATION.
 5. BEFORE ANY TRENCH EXCAVATION IS STARTED THE CONTRACTOR MUST OBTAIN AND CONFIRM THE LOCATION OF THE EXISTING CONDUITS WITH THE ENGINEER.
 6. ALL SERVICES SHALL BE LAID ON BEDDING CLASS C.
 7. ALL PIPE TRENCHES SHALL BE BACKFILLED WITH 75 GRANULAR MATERIAL IN ACCORDANCE WITH THE REQUIREMENTS OF SABS 1200 AND COMPACTED TO MINIMUM DENSITY OF 98% MDD AASHTO.
 8. THIS DRAWING IS BASED ON THE WGS84 CO-ORDINATE SYSTEM.
 9. ALL COVER LEVELS ARE TOP OF COVER AND FRAME LEVELS.



CUT: 4097.675m³
FILL: 981.944m³
EXCESS: 3115.731m³

50x50x50 PVC COATED GABION BASKET
FILLED WITH GREY HORNELL STONE
OF MAX=200mm AND MIN=100

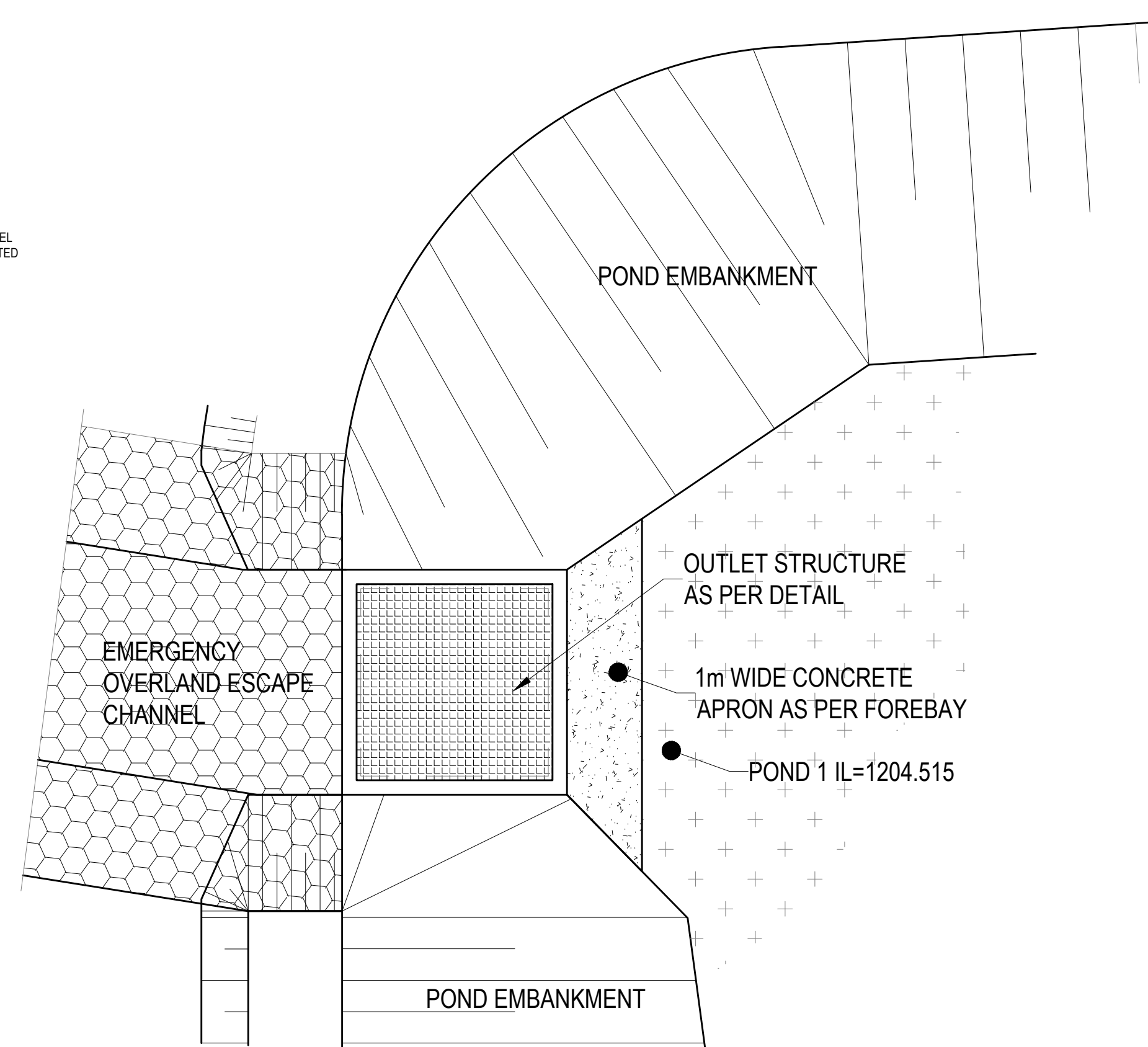
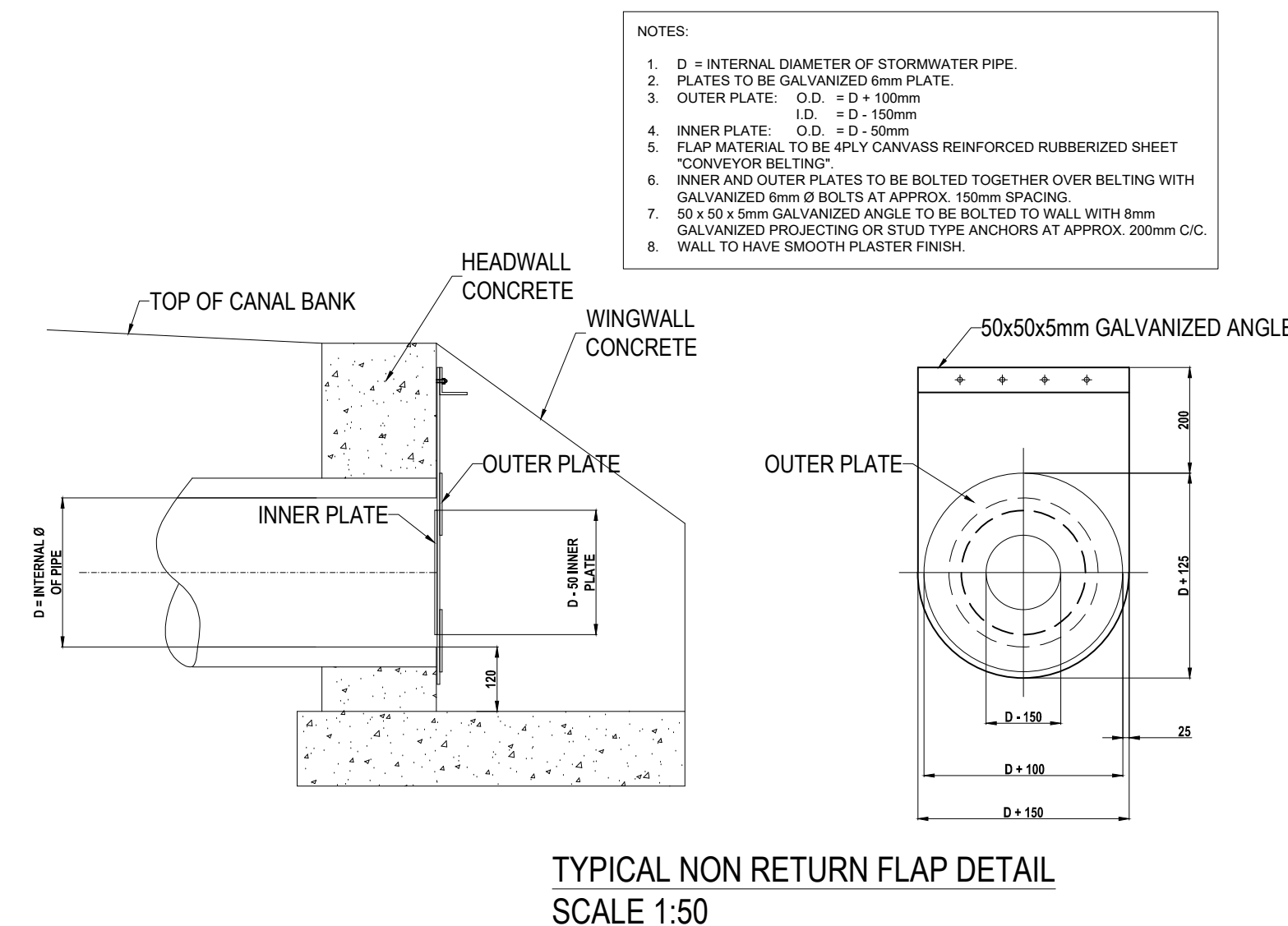
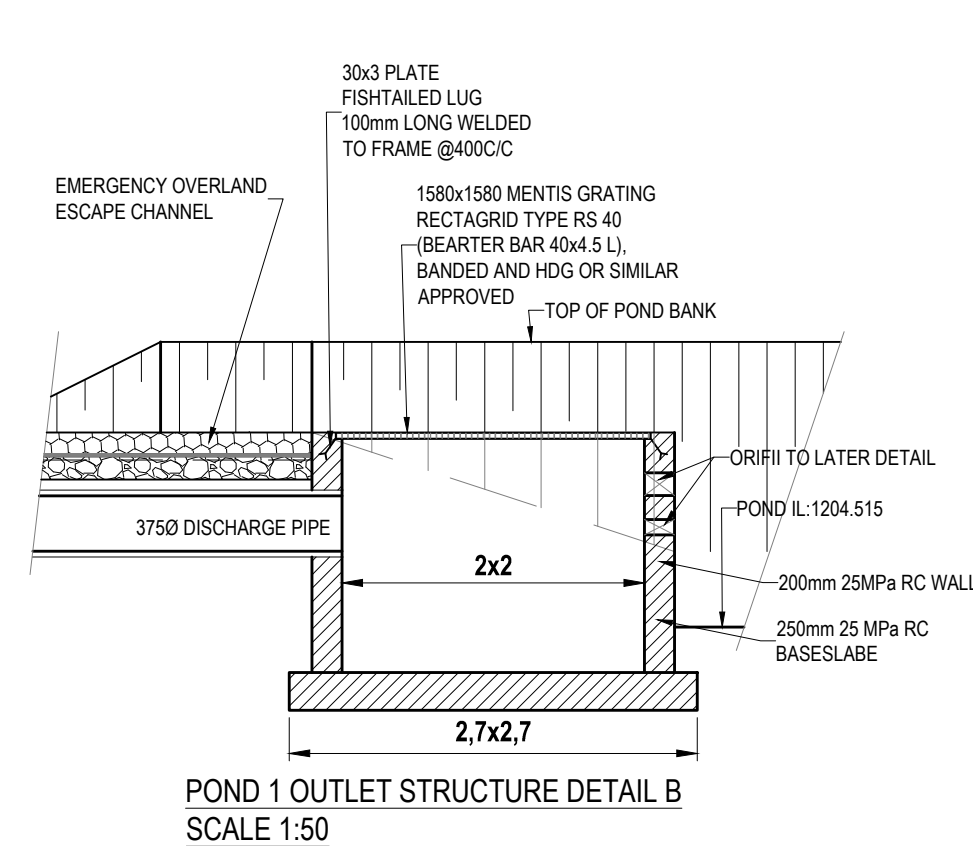
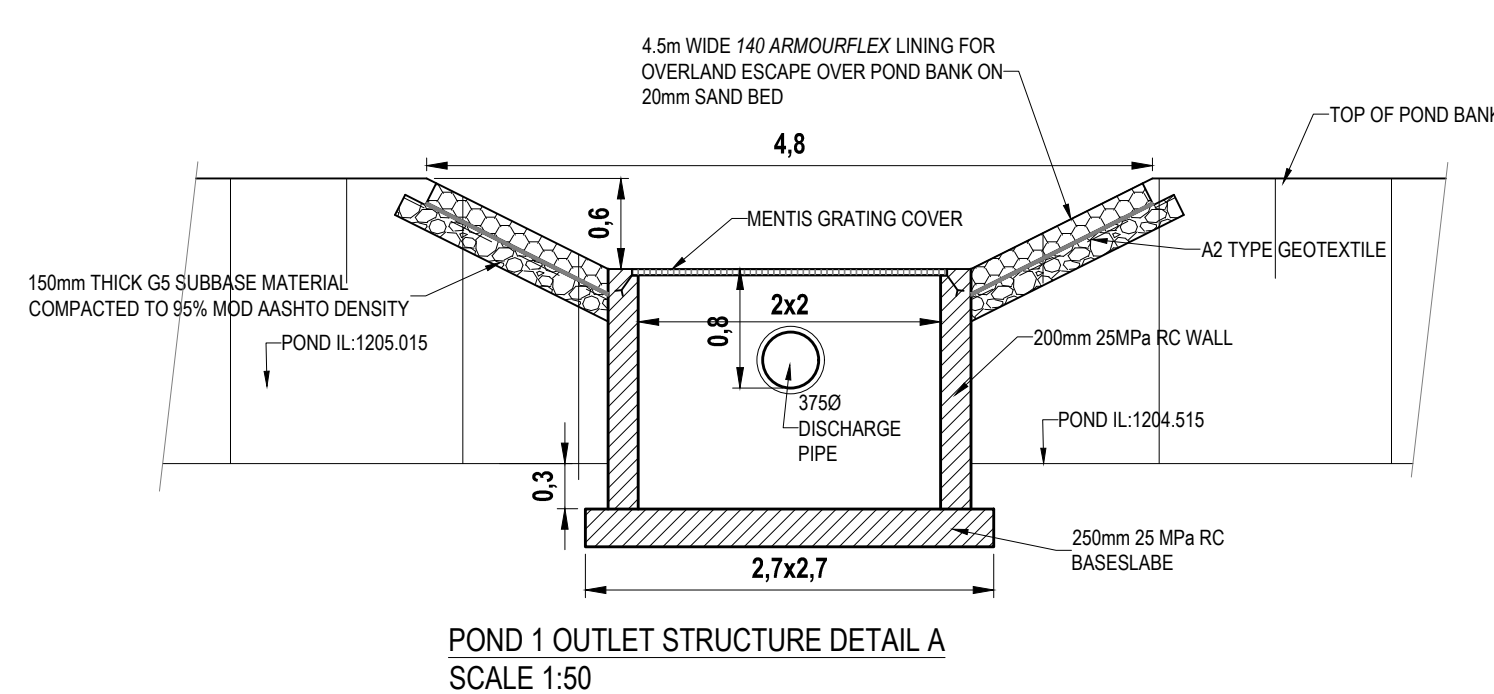
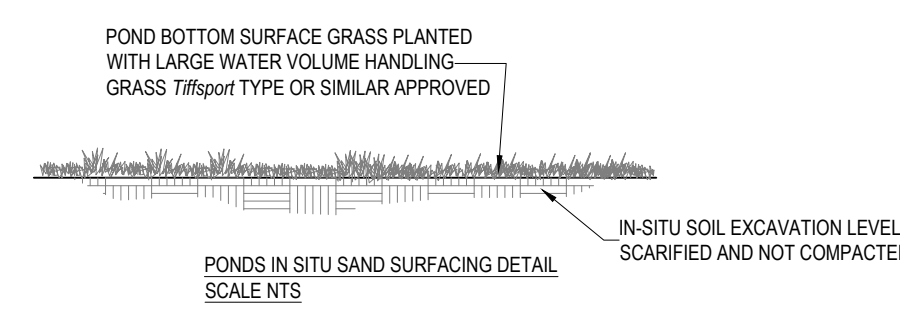
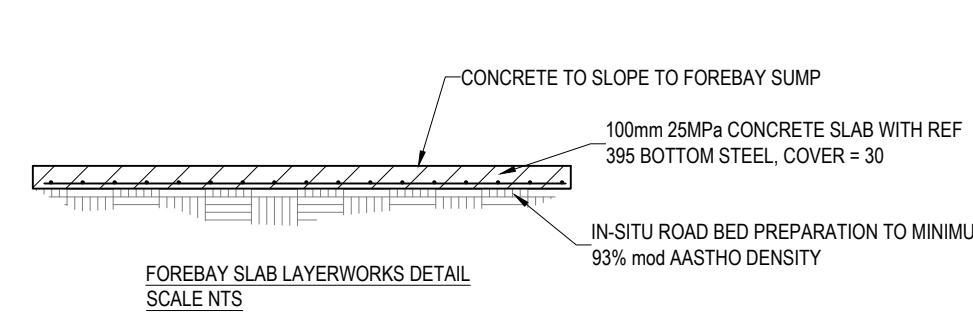
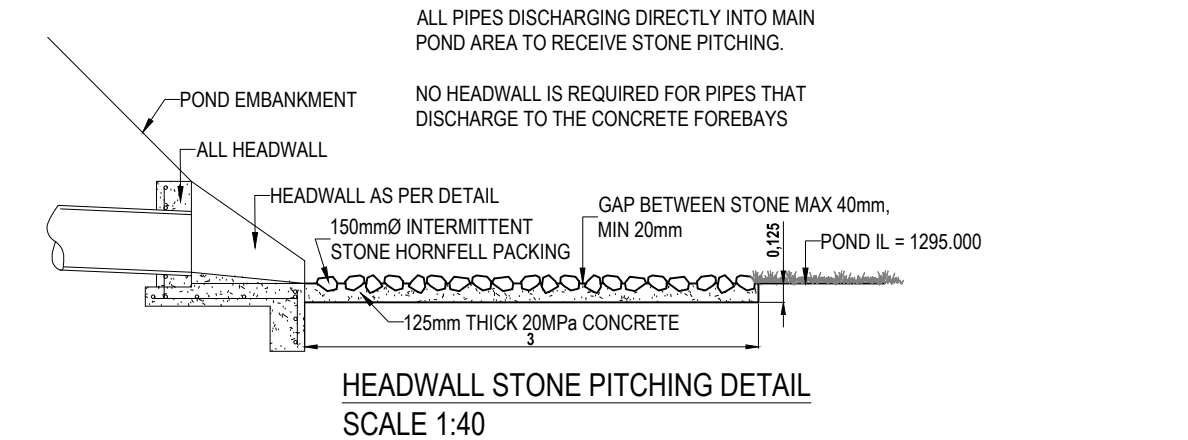
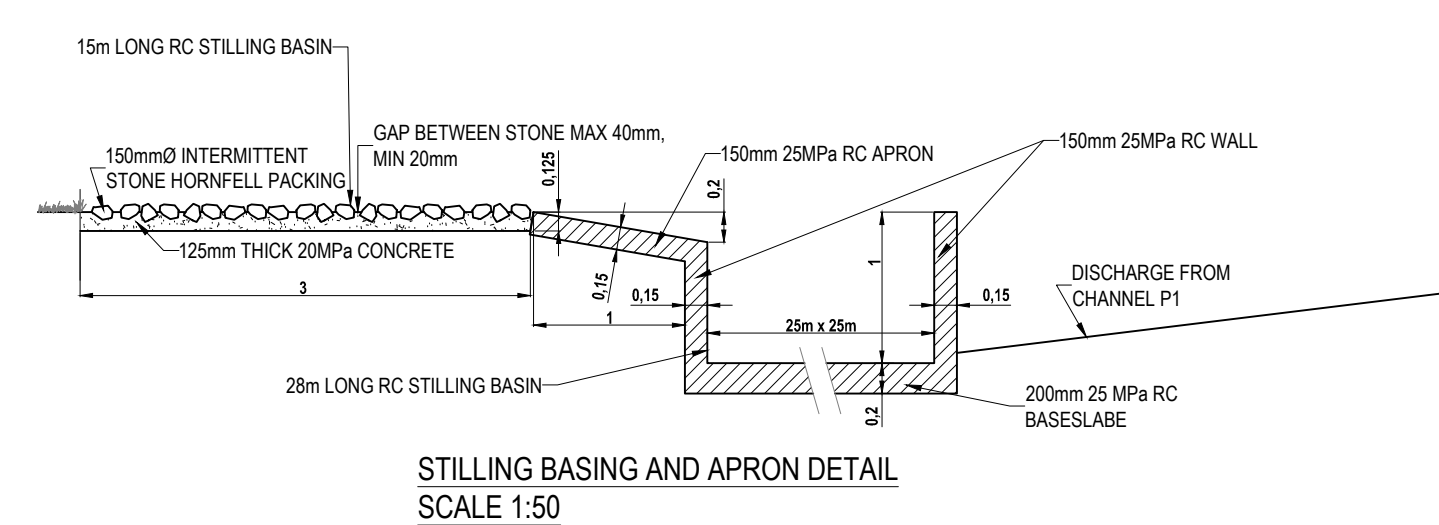
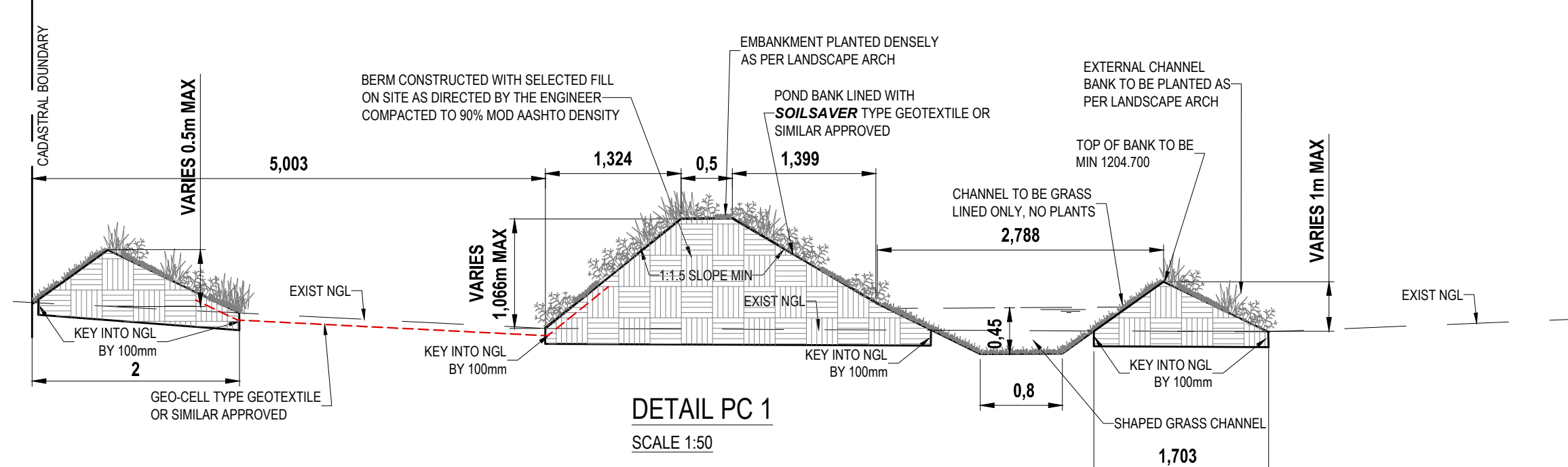
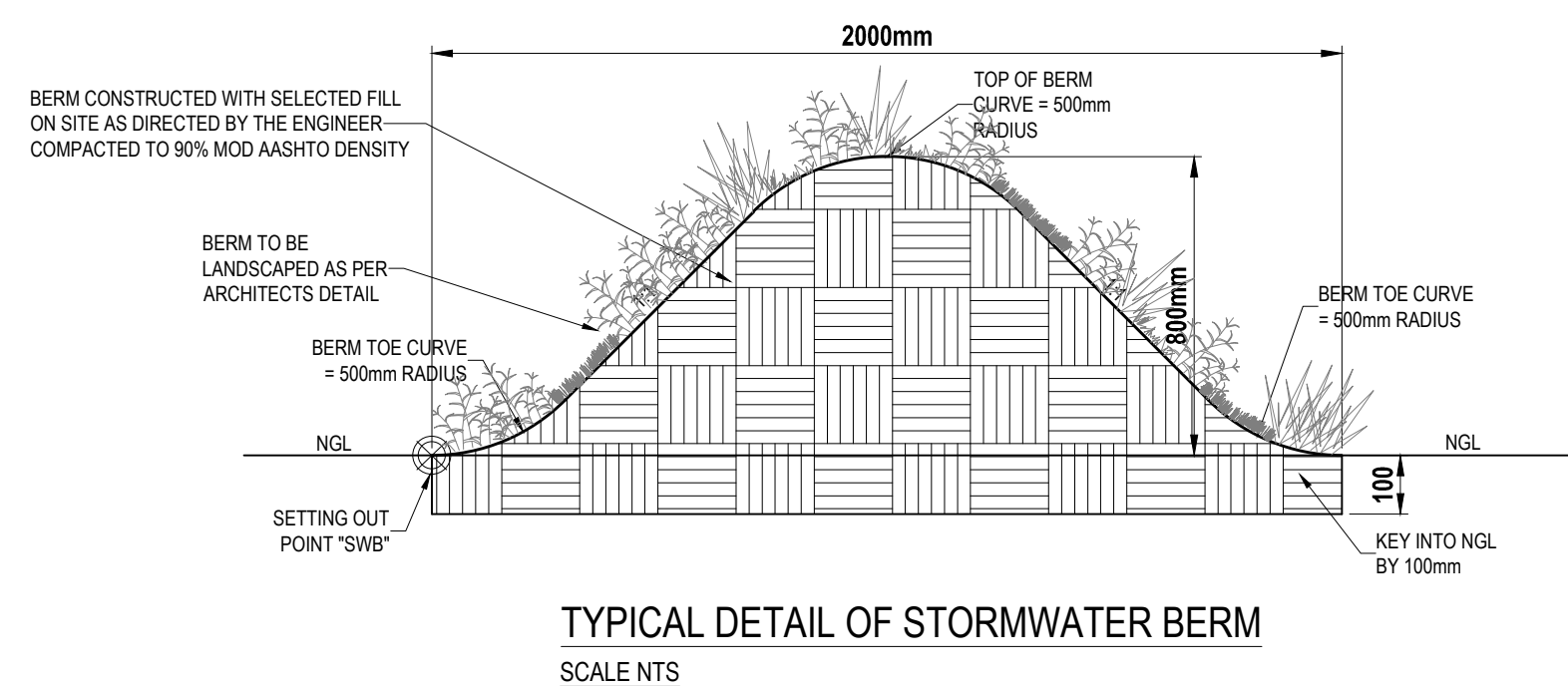
1100 PERFORATED PIPE
THROUGH GABION @3m C/C;
WRAPPED IN M4 TYPE GEOTEXTILE

FLOW

FILTER SAND AREA

FOREBAY

TYPICAL FORBAY GABION DETAIL
SCALE 1:20



POND 1 OUTLET STRUCTURE PLAN
SCALE 1:50

D	19-11-2021	FOR INFORMATION
C	30-12-2021	FOR INFORMATION
B	21-09-2021	FOR INFORMATION
A	31-08-2021	FOR INFORMATION
REV.	DATE	COMMENT



EKCON

ENGINEERS & PROJECT MANAGERS

T. +27 (0) 21 893 9360
www.ekcon.co.za

PROJEC

DRAWING TITLE

AS SHOWN SCALE	2021 DATE	MW MULDER DESIGNED	MW CASPER APPROVED
INFORMATION			YES
COSTING			NO
TENDER			NO
FOR CONSTRUCTION			NO

D	P3086 - 004 - 100
REVISION	DRAWING NUMBER

COPYRIGHT RESERVED