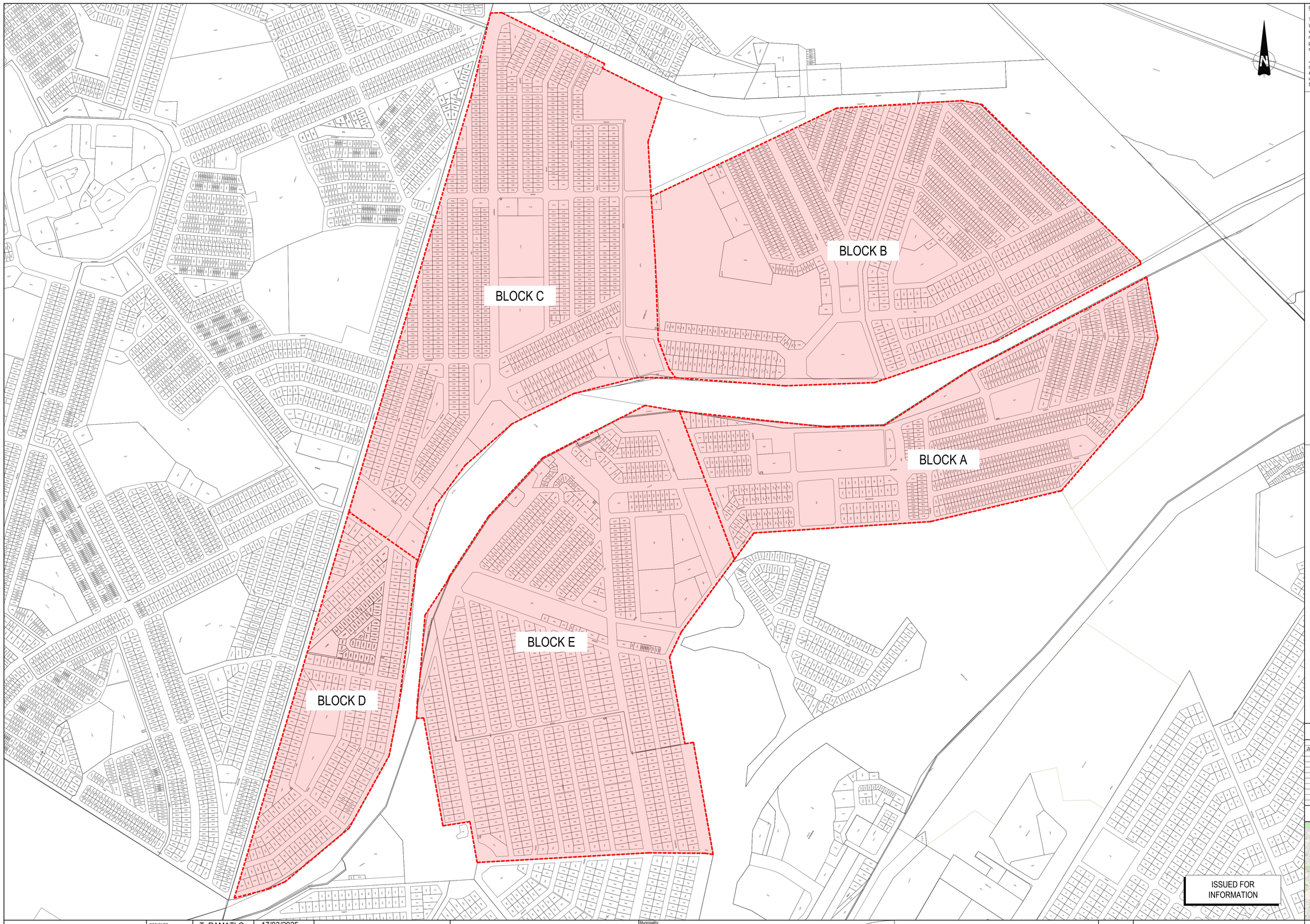

COPYRIGHT:

This document and all the information thereon remains the property of Johannesburg Water SOC Ltd and may not be copied, reproduced or transmitted in part or in full without the written consent of Johannesburg Water SOC Ltd. This document should not be relied on nor used in circumstances other than those for which it was originally prepared and for which Johannesburg Water SOC Ltd was commissioned, as defined on this drawing. Refer to the contract for full terms and conditions.

Johannesburg Water SOC Ltd shall not be liable for the consequences of using this document other than for the purpose for which it was commissioned. Any user and any other person using or relying on the document for such other purpose will by such use or reliance be taken to confirm his agreement to indemnify Johannesburg Water SOC Ltd for all loss or damage results there from.

REFER TO DRAWING No:

JW14431-ORE-LAY-STS01:	LAYOUT PLAN

LOCALITY PLAN:

CONSULTING ENGINEERS
CAPEX - ENGINEERING SERVICE UNIT
TURBINE HALL - 3RD FLOOR
65 NTEMI PILISO STREET
NEWTOWN
JOHANNESBURG
2113

DESIGNED	T. RAMATLO	17/03/2025
	SIGNATURE:	
DRAWN	M.I BALLIM	17/03/2025
	SIGNATURE:	
CHECKED	T. RAMATLO	17/03/2025
	SIGNATURE:	
APPROVED BY:	T Mpandaguta	
	SIGNATURE:	201170150 ECSA REG. No:

Johannesburg Water

JOHANNESBURG WATER SOC Ltd
TURBINE HALL
65 NTEMI PILISO STREET
NEWTOWN
JOHANNESBURG
2113
TEL: +27 (0)11 688 1400
FAX: +27(0)11 688-1528

Municipality:

Joburg
a world class African city

Project description:

SOWETO (ORLANDO WEST)
STS PREPAYMENT WATER METER AND RETROFITTING INSTALLATIONS
LAYOUT PLAN
BLOCK BOUNDARY

SCALE: NTS

AMENDMENTS

REV	DESCRIPTION	DATE	BY	APV
A	ISSUED FOR INFORMATION	2025/03/11	MIB	TM

DRAWING No: JW12002-OR-LAY-BLK01

JW12002	WATER	–	A
PROJECT No.	DISCIPLINARY		REV.

A0 ORIGINAL PAGE SIZE — SHEET 1 OF 1

FILE No.

COPYRIGHT:

This document and all the information thereon remains the property of Johannesburg Water SOC Ltd and may not be copied, reproduced or transmitted in part or in full without the written consent of Johannesburg Water SOC Ltd. This document should not be relied on nor used in circumstances other than those for which it was originally prepared and for which Johannesburg Water SOC Ltd was commissioned, as defined on this drawing. Refer to the contract for full terms and conditions.

Johannesburg Water SOC Ltd shall not be liable for the consequences of using this document other than for the purpose for which it was commissioned. Any user and any other person using or relying on the document for such other purpose will by such use or reliance be taken to confirm his agreement to indemnify Johannesburg Water SOC Ltd for all loss or damage results there from.

WATER:

ALL PIPES TO BE LAID IN ACCORDANCE WITH SANS 1200, LATEST REVISION AND THE REQUIREMENTS OF JOHANNESBURG WATER SOC LTD.

1. ALL PIPES TO LAID UNDER TRENCH CONDITIONS UNLESS OTHERWISE SHOWN.
2. ALL NEW FIRE HYDRANTS ARE ABOVE GROUND
3. CONTRACTOR TO CONFIRM LEVELS OF EXISTING PIPES WITH ENGINEER BEFORE COMMENCING CONSTRUCTION.
4. POSITIONS OF ALL EXISTING SERVICES ARE APPROXIMATED AND MUST BE VERIFIED ON SITE.
5. ALL CONSTRUCTION WORK TO BE CARRYOUT IN STRICT ACCORDANCE WITH REQUIREMENTS OF JOHANNESBURG WATER.
6. THRUST BLOCKS TO BE PLACED AT ALL BENDS AND CHANGE IN DIRECTION.
7. mPVC PIPES TO BE CLASS 16 AND HDPE PIPES TO BE PE100 SDR11, UNLESS INSTRUCTED OTHERWISE.

PLEASE NOTE:
- STREET NAMES WERE EXTRACTED FROM IMQS (SOFTWARE).

LEGEND

- NEW mPVC WATER PIPE
- NEW HYDRANT
- NEW VALVE
- INSTALLED mPVC WATER PIPE (PHASE 1)
- INSTALLED HYDRANT (PHASE 1)
- INSTALLED VALVE (PHASE 1)
- NEW AIR VALVE
- NEW END CAP
- EXISTING WATER PIPE
- EXISTING VALVE
- EXISTING HYDRANT
- PIPE TO BE DECOMMISSIONED
- CONTOURS
- EXTENSION BOUNDARY

REFER TO DRAWING No:

JW12002/WL/202:	LAYOUT PLAN
JW100-DET02-W01:	BEDDING DETAIL
JW100-DET03-W01:	TYPICAL VALVE BOX
JW100-DET05-W01:	TYPICAL TRUST BLOCK DETAILS
JW100-DET06-W01:	FIRE HYDRANT DETAIL
JW100-DET12-W01:	DETAILS OF SERVICE MARKERS

LOCALITY PLAN:

CONSULTING ENGINEERS
CAPEX - ENGINEERING SERVICE UNIT
TURBINE HALL - 3RD FLOOR
65 NTEMI PILISO STREET
NEWTOWN
JOHANNESBURG
2113

DESIGNED	T. RAMATLO	17/03/2025
	SIGNATURE:	
DRAWN	M.I BALLIM	17/03/2025
	SIGNATURE:	
CHECKED	T. RAMATLO	17/03/2025
	SIGNATURE:	
APPROVED BY:	T Mpandaguta	
	SIGNATURE:	201170150 ECSA REG. No:

Johannesburg Water

JOHANNESBURG WATER SOC Ltd
TURBINE HALL
65 NTEMI PILISO STREET
NEWTOWN
JOHANNESBURG
2113
TEL: +27 (0)11 688 1400
FAX: +27(0)11 688-1528

Municipality:

Joburg
a world class African city

Project description:

SOWETO (ORLANDO WEST)
STS PREPAYMENT WATER METER AND RETROFITTING INSTALLATIONS
LAYOUT PLAN

SCALE: 1:1000

AMENDMENTS

REV	DESCRIPTION	DATE	BY	APV
A	ISSUED FOR INFORMATION	2025/03/11	MIB	TM

DRAWING No: JW12002/WL/202

UFW904	WATER	-	A
PROJECT No.	DISCIPLINARY		REV.

A0 ORIGINAL PAGE SIZE — SHEET 1 OF 1

FILE No.

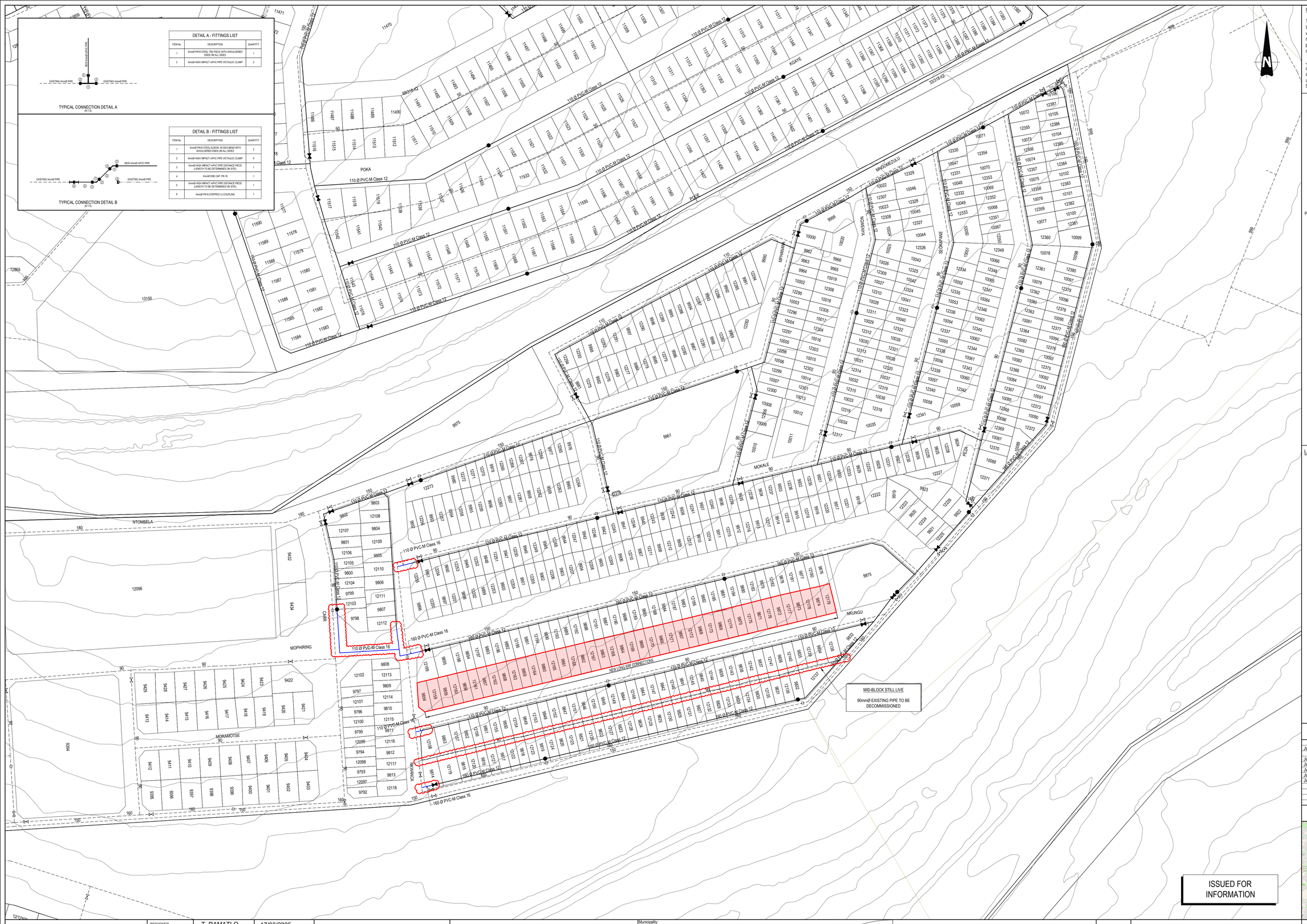

DETAIL A - FITTINGS LIST

ITEM No.	DESCRIPTION	QUANTITY
1	Xxmø PN16 STEEL TEE PIECE WITH SHOULDERED ENDS ON ALL SIDES	1
2	Xxmø HIGH IMPACT mPVC PIPE VICTAULIC CLAMP	2

TYPICAL CONNECTION DETAIL A
(N.T.S)

DETAIL B - FITTINGS LIST

ITEM No.	DESCRIPTION	QUANTITY
1	Xxmø PN16 STEEL ELBOW, 45 DEG BEND WITH SHOULDERED ENDS ON ALL SIDES	2
2	Xxmø HIGH IMPACT mPVC PIPE VICTAULIC CLAMP	4
3	Xxmø HIGH IMPACT mPVC PIPE DISTANCE PIECE (LENGTH TO BE DETERMINED ON SITE)	1
4	Xxmø END CAP, PN 16	1
5	Xxmø HIGH IMPACT mPVC PIPE DISTANCE PIECE (LENGTH TO BE DETERMINED ON SITE)	1
6	Xxmø PN16 STEPPED V-COUPLING	1

TYPICAL CONNECTION DETAIL B
(N.T.S)

COPYRIGHT:

This document and all the information thereon remains the property of Johannesburg Water SOC Ltd and may not be copied, reproduced or transmitted in part or in full without the written consent of Johannesburg Water SOC Ltd. This document should not be relied on nor used in circumstances other than those for which it was originally prepared and for which Johannesburg Water SOC Ltd was commissioned, as defined on this drawing. Refer to the contract for full terms and conditions.

Johannesburg Water SOC Ltd shall not be liable for the consequences of using this document other than for the purpose for which it was commissioned. Any user and any other person using or relying on the document for such other purpose will by such use or reliance be taken to confirm his agreement to indemnify Johannesburg Water SOC Ltd for all loss or damage results there from.

WATER:

ALL PIPES TO BE LAID IN ACCORDANCE WITH SANS 1200, LATEST REVISION AND THE REQUIREMENTS OF JOHANNESBURG WATER SOC LTD.

1. ALL PIPES TO LAID UNDER TRENCH CONDITIONS UNLESS OTHERWISE SHOWN.
2. ALL NEW FIRE HYDRANTS ARE ABOVE GROUND
3. CONTRACTOR TO CONFIRM LEVELS OF EXISTING PIPES WITH ENGINEER BEFORE COMMENCING CONSTRUCTION.
4. POSITIONS OF ALL EXISTING SERVICES ARE APPROXIMATED AND MUST BE VERIFIED ON SITE.
5. ALL CONSTRUCTION WORK TO BE CARRYOUT IN STRICT ACCORDANCE WITH REQUIREMENTS OF JOHANNESBURG WATER.
6. THRUST BLOCKS TO BE PLACED AT ALL BENDS AND CHANGE IN DIRECTION.
7. mPVC PIPES TO BE CLASS 16 AND HDPE PIPES TO BE PE100 SDR11, UNLESS INSTRUCTED OTHERWISE.

PLEASE NOTE:
- STREET NAMES WERE EXTRACTED FROM IMQS (SOFTWARE).

LEGEND

- NEW mPVC WATER PIPE
- NEW HYDRANT
- NEW VALVE
- INSTALLED mPVC WATER PIPE (PHASE 1)
- INSTALLED HYDRANT (PHASE 1)
- INSTALLED VALVE (PHASE 1)
- NEW AIR VALVE
- NEW END CAP
- EXISTING WATER PIPE
- EXISTING VALVE
- EXISTING HYDRANT
- PIPE TO BE DECOMMISSIONED
- CONTOURS
- EXTENSION BOUNDARY

REFER TO DRAWING No:

JW12002/WL/203/2:	LAYOUT PLAN
JW100-DET02-W01:	BEDDING DETAIL
JW100-DET03-W01:	TYPICAL VALVE BOX
JW100-DET05-W01:	TYPICAL TRUST BLOCK DETAILS
JW100-DET06-W01:	FIRE HYDRANT DETAIL
JW100-DET12-W01:	DETAILS OF SERVICE MARKERS

LOCALITY PLAN:

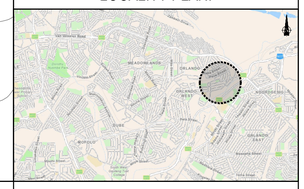

CONSULTING ENGINEERS
CAPEX - ENGINEERING SERVICE UNIT
TURBINE HALL - 3RD FLOOR
65 NTEMI PILISO STREET
NEWTOWN
JOHANNESBURG
2113

DESIGNED	T. RAMATLO	17/03/2025
DRAWN	M.I BALLIM	17/03/2025
CHECKED	T. RAMATLO	17/03/2025
APPROVED BY:	T Mpandaguta	201170150 (ECSA REG. No:)

Johannesburg Water

JOHANNESBURG WATER SOC Ltd
TURBINE HALL
65 NTEMI PILISO STREET
NEWTOWN
JOHANNESBURG
2113
TEL: +27 (0)11 688 1400
FAX: +27(0)11 688-1528

Municipality: Joburg — a world class African city

Project description:

SOWETO (ORLANDO WEST)
STS PREPAYMENT WATER METER AND RETROFITTING INSTALLATIONS
LAYOUT PLAN

SCALE: 1:1000

AMENDMENTS

REV	DESCRIPTION	DATE	BY	APV
A	ISSUED FOR INFORMATION	2025/03/11	MIB	TM

DRAWING No: JW12002/WL/203/2

UFW904 (PROJECT No.)	WATER (DISCIPLINARY)	A (REV.)	
A0 (ORIGINAL PAGE SIZE)	SHEET 1	OF 1	

FILE No.

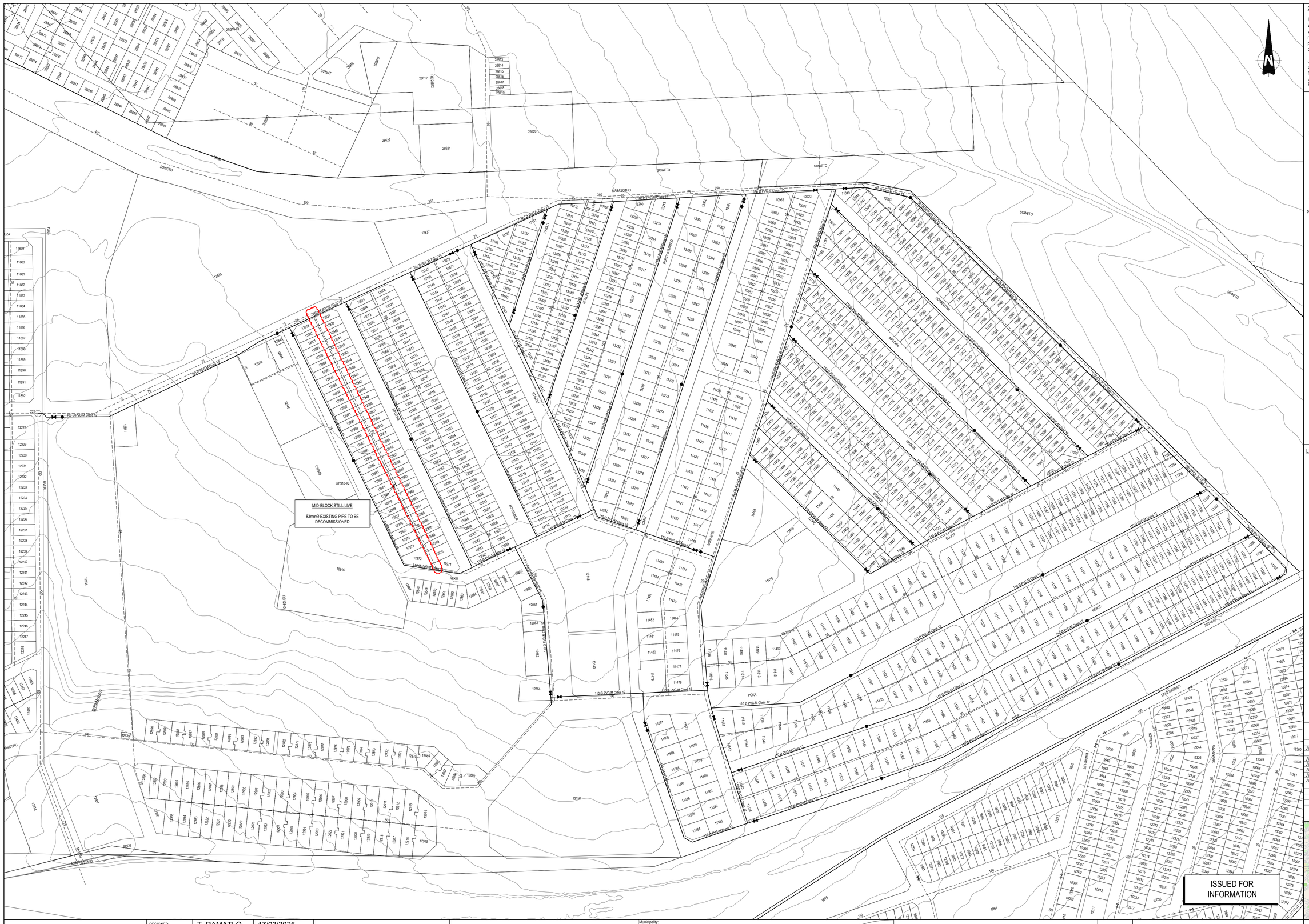

COPYRIGHT:

This document and all the information thereon remains the property of Johannesburg Water SOC Ltd and may not be copied, reproduced or transmitted in part or in full without the written consent of Johannesburg Water SOC Ltd. This document should not be relied on nor used in circumstances other than those for which it was originally prepared and for which Johannesburg Water SOC Ltd was commissioned, as defined on this drawing. Refer to the contract for full terms and conditions.

Johannesburg Water SOC Ltd shall not be liable for the consequences of using this document other than for the purpose for which it was commissioned. Any user and any other person using or relying on the document for such other purpose will by such use or reliance be taken to confirm his agreement to indemnify Johannesburg Water SOC Ltd for all loss or damage results there from.

WATER:

ALL PIPES TO BE LAID IN ACCORDANCE WITH SANS 1200, LATEST REVISION AND THE REQUIREMENTS OF JOHANNESBURG WATER SOC LTD.

1. ALL PIPES TO LAID UNDER TRENCH CONDITIONS UNLESS OTHERWISE SHOWN.
2. ALL NEW FIRE HYDRANTS ARE ABOVE GROUND
3. CONTRACTOR TO CONFIRM LEVELS OF EXISTING PIPES WITH ENGINEER BEFORE COMMENCING CONSTRUCTION.
4. POSITIONS OF ALL EXISTING SERVICES ARE APPROXIMATED AND MUST BE VERIFIED ON SITE.
5. ALL CONSTRUCTION WORK TO BE CARRYOUT IN STRICT ACCORDANCE WITH REQUIREMENTS OF JOHANNESBURG WATER.
6. THRUST BLOCKS TO BE PLACED AT ALL BENDS AND CHANGE IN DIRECTION.
7. mPVC PIPES TO BE CLASS 16 AND HDPE PIPES TO BE PE100 SDR11, UNLESS INSTRUCTED OTHERWISE.

PLEASE NOTE:
- STREET NAMES WERE EXTRACTED FROM IMQS (SOFTWARE).

LEGEND

- NEW mPVC WATER PIPE
- NEW HYDRANT
- NEW VALVE
- INSTALLED mPVC WATER PIPE (PHASE 1)
- INSTALLED HYDRANT (PHASE 1)
- INSTALLED VALVE (PHASE 1)
- NEW AIR VALVE
- NEW END CAP
- EXISTING WATER PIPE
- EXISTING VALVE
- EXISTING HYDRANT
- PIPE TO BE DECOMMISSIONED
- CONTOURS
- EXTENSION BOUNDARY

REFER TO DRAWING No:

JW12002/WL/204:	LAYOUT PLAN
JW100-DET02-W01:	BEDDING DETAIL
JW100-DET03-W01:	TYPICAL VALVE BOX
JW100-DET05-W01:	TYPICAL TRUST BLOCK DETAILS
JW100-DET06-W01:	FIRE HYDRANT DETAIL
JW100-DET12-W01:	DETAILS OF SERVICE MARKERS

LOCALITY PLAN:

CONSULTING ENGINEERS
CAPEX - ENGINEERING SERVICE UNIT
TURBINE HALL - 3RD FLOOR
65 NTEMI PILISO STREET
NEWTOWN
JOHANNESBURG
2113

DESIGNED	T. RAMATLO	17/03/2025
	SIGNATURE:	
DRAWN	M.I BALLIM	17/03/2025
	SIGNATURE:	
CHECKED	T. RAMATLO	17/03/2025
	SIGNATURE:	
APPROVED BY:	T Mpandaguta	
	SIGNATURE:	201170150 ECSA REG. No:

Johannesburg Water

JOHANNESBURG WATER SOC Ltd
TURBINE HALL
65 NTEMI PILISO STREET
NEWTOWN
JOHANNESBURG
2113
TEL: +27 (0)11 688 1400
FAX: +27(0)11 688-1528

Municipality:

Joburg
a world class African city

Project description:

SOWETO (ORLANDO WEST)
STS PREPAYMENT WATER METER AND RETROFITTING INSTALLATIONS
LAYOUT PLAN

SCALE: 1:1000

AMENDMENTS

REV	DESCRIPTION	DATE	BY	APV
A	ISSUED FOR INFORMATION	2025/03/11	MIB	TM

DRAWING No: JW12002/WL/204

UFW904	WATER	-	A
PROJECT No.	DISCIPLINARY		REV.

A0 — ORIGINAL PAGE SIZE
SHEET 1 OF 1
FILE No.

COPYRIGHT:

This document and all the information thereon remains the property of Johannesburg Water SOC Ltd and may not be copied, reproduced or transmitted in part or in full without the written consent of Johannesburg Water SOC Ltd. This document should not be relied on nor used in circumstances other than those for which it was originally prepared and for which Johannesburg Water SOC Ltd was commissioned, as defined on this drawing. Refer to the contract for full terms and conditions.

Johannesburg Water SOC Ltd shall not be liable for the consequences of using this document other than for the purpose for which it was commissioned. Any user and any other person using or relying on the document for such other purpose will by such use or reliance be taken to confirm his agreement to indemnify Johannesburg Water SOC Ltd for all loss or damage results there from.

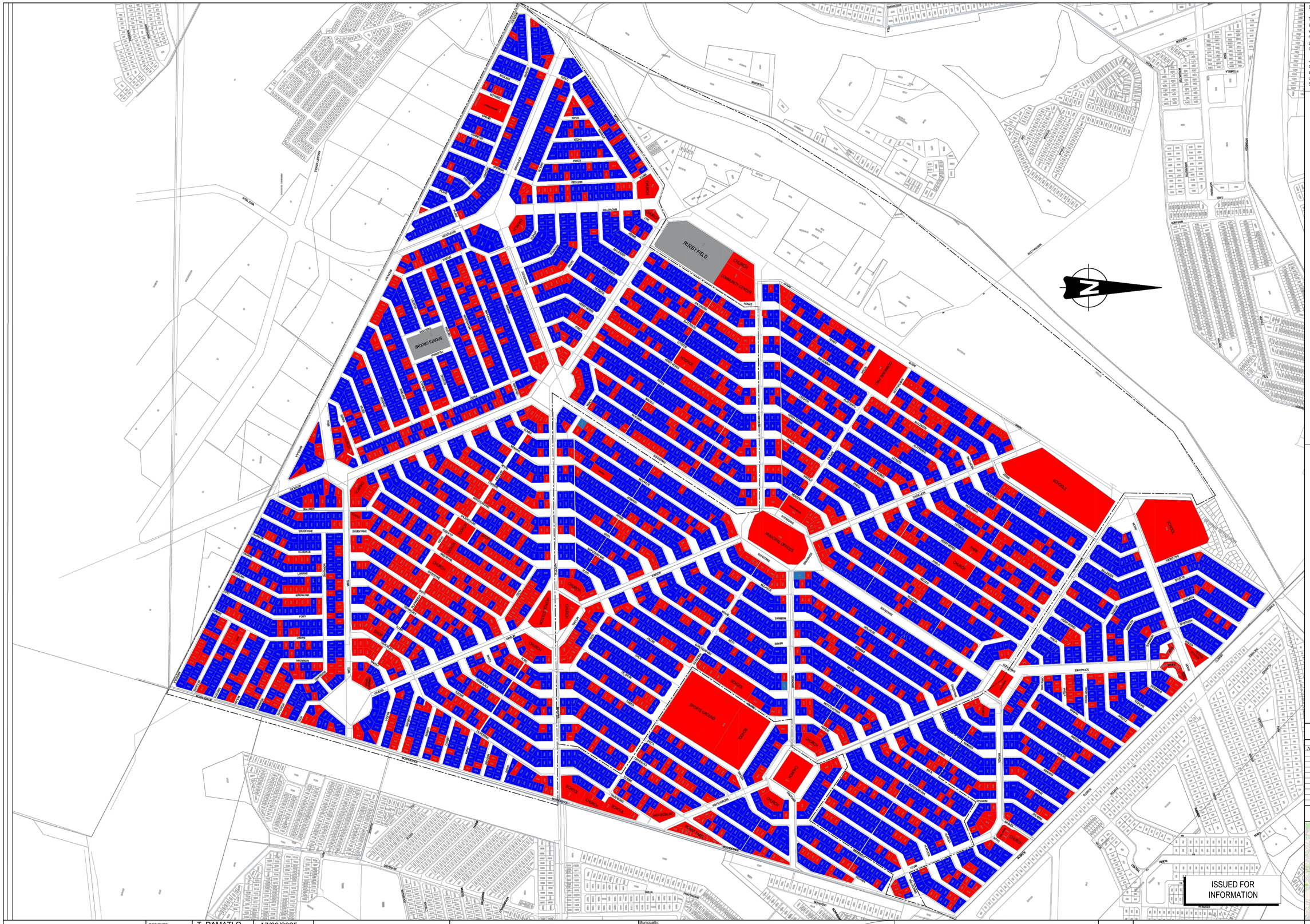

LEGEND

- Municipal Ward Boundaries
- Water Pipelines
- Installed STS Water Meters
- No STS Water Meters Installed

REFER TO DRAWING No:

JW14431-ORE-LAY-STS01:	LAYOUT PLAN

LOCALITY PLAN:

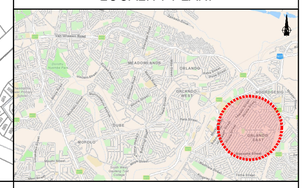

CONSULTING ENGINEERS
CAPEX - ENGINEERING SERVICE UNIT
TURBINE HALL - 3RD FLOOR
65 NTEMI PILISO STREET
NEWTOWN
JOHANNESBURG
2113

DESIGNED	T. RAMATLO	17/03/2025
	SIGNATURE:	
DRAWN	M.I BALLIM	17/03/2025
	SIGNATURE:	
CHECKED	T. RAMATLO	17/03/2025
	SIGNATURE:	
APPROVED BY:	T Mpandaguta	
	SIGNATURE:	201170150 ECSA REG. No:

Johannesburg Water

JOHANNESBURG WATER SOC Ltd
TURBINE HALL
65 NTEMI PILISO STREET
NEWTOWN
JOHANNESBURG
2113
TEL: +27 (0)11 688 1400
FAX: +27(0)11 688-1528

Municipality:

Joburg
a world class African city

Project description:

SOWETO (ORLANDO EAST)
STS PREPAYMENT WATER METERS AND RETROFFITING INSTALLATIONS
METER INSTALLATION LAYOUT

SCALE: NTS

AMENDMENTS

REV	DESCRIPTION	DATE	BY	APV
A	ISSUED FOR INFORMATION	2025/03/11	MIB	TM

DRAWING No: JW14431-ORE-LAY-STS01

JW14431	WATER	–	A
PROJECT No.	DISCIPLINARY		REV.

A0 — ORIGINAL PAGE SIZE

SHEET 1 OF 1

FILE No.

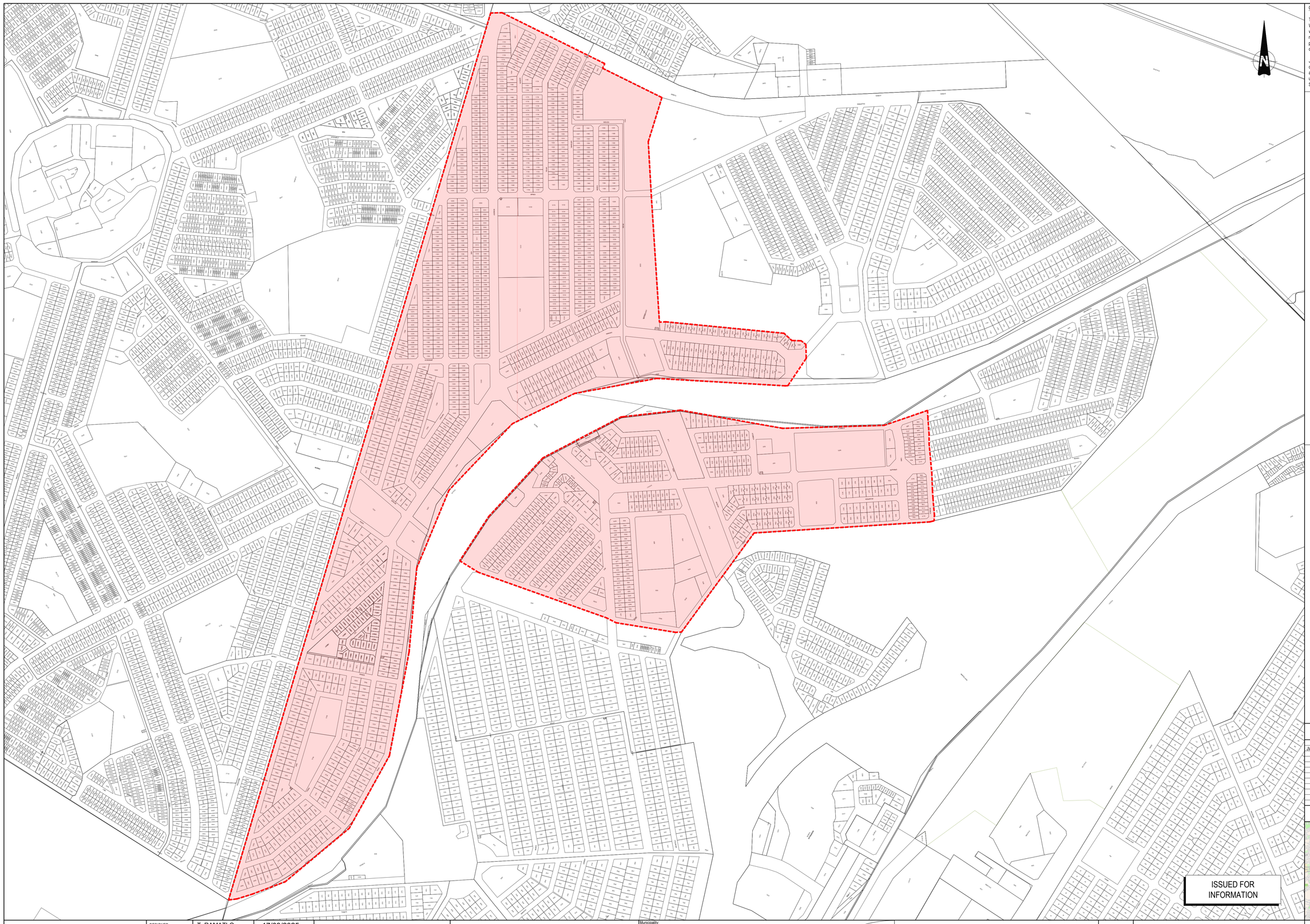

COPYRIGHT:

This document and all the information thereon remains the property of Johannesburg Water SOC Ltd and may not be copied, reproduced or transmitted in part or in full without the written consent of Johannesburg Water SOC Ltd. This document should not be relied on nor used in circumstances other than those for which it was originally prepared and for which Johannesburg Water SOC Ltd was commissioned, as defined on this drawing. Refer to the contract for full terms and conditions.

Johannesburg Water SOC Ltd shall not be liable for the consequences of using this document other than for the purpose for which it was commissioned. Any user and any other person using or relying on the document for such other purpose will by such use or reliance be taken to confirm his agreement to indemnify Johannesburg Water SOC Ltd for all loss or damage results there from.

SCOPE OF WORKS:

- COMMISSIONING (LOCATING, DISINFECTING AND COMMISSIONING OF EXISTING ROAD RESERVE WATER PIPE OF ALL MATERIALS WITH DIAMETERS RANGING FROM (110mm TO 250mm).

REFER TO DRAWING No:

JW14431-ORE-LAY-STS01:	LAYOUT PLAN

LOCALITY PLAN:

CONSULTING ENGINEERS
CAPEX - ENGINEERING SERVICE UNIT
TURBINE HALL - 3RD FLOOR
65 NTEMI PILISO STREET
NEWTOWN
JOHANNESBURG
2113

DESIGNED	T. RAMATLO	17/03/2025
	SIGNATURE:	
DRAWN	M.I BALLIM	17/03/2025
	SIGNATURE:	
CHECKED	T. RAMATLO	17/03/2025
	SIGNATURE:	
APPROVED BY:	T Mpandaguta	
	SIGNATURE:	201170150 ECSA REG. No:

Johannesburg Water

JOHANNESBURG WATER SOC Ltd
TURBINE HALL
65 NTEMI PILISO STREET
NEWTOWN
JOHANNESBURG
2113
TEL: +27 (0)11 688 1400
FAX: +27(0)11 688-1528

Municipality:

Joburg
a world class African city

Project description:

SOWETO (ORLANDO WEST)
STS PREPAYMENT WATER METER AND RETROFITTING INSTALLATIONS
LAYOUT PLAN
PIPE TESTING

SCALE: NTS

AMENDMENTS

REV	DESCRIPTION	DATE	BY	APV
A	ISSUED FOR INFORMATION	2025/03/11	MIB	TM

DRAWING No: JW12002-OR-LAY-PT01

JW12002	WATER	–	A
PROJECT No.	DISCIPLINARY		REV.

A0 ORIGINAL PAGE SIZE — SHEET 1 OF 1

FILE No.

DETAIL A - FITTINGS LIST		
ITEM No.	DESCRIPTION	QUANTITY
1	160mmØ PN16 STEEL TEE PIECE WITH SHOULDERED ENDS ON ALL SIDES	1
2	160mmØ HIGH IMPACT mPVC PIPE VICTAULIC CLAMP	2
3	160mmØ PN16 V COUPLING	2
4	160mmØ HIGH IMPACT mPVC PIPE DISTANCE PIECE (LENGTH TO BE DETERMINED ON SITE)	2

COPYRIGHT:

This document and all the information thereon remains the property of Johannesburg Water SOC Ltd and may not be copied, reproduced or transmitted in part or in full without the written consent of Johannesburg Water SOC Ltd. This document should not be relied on nor used in circumstances other than those for which it was originally prepared and for which Johannesburg Water SOC Ltd was commissioned, as defined on this drawing. Refer to the contract for full terms and conditions.

Johannesburg Water SOC Ltd shall not be liable for the consequences of using this document other than for the purpose for which it was commissioned. Any user and any other person using or relying on the document for such other purpose will by such use or reliance be taken to confirm his agreement to indemnify Johannesburg Water SOC Ltd for all loss or damage results there from.

WATER:

ALL PIPES TO BE LAID IN ACCORDANCE WITH SANS 1200, LATEST REVISION AND THE REQUIREMENTS OF JOHANNESBURG WATER SOC LTD.

1. ALL PIPES TO LAID UNDER TRENCH CONDITIONS UNLESS OTHERWISE SHOWN.
2. ALL NEW FIRE HYDRANTS ARE ABOVE GROUND
3. CONTRACTOR TO CONFIRM LEVELS OF EXISTING PIPES WITH ENGINEER BEFORE COMMENCING CONSTRUCTION.
4. POSITIONS OF ALL EXISTING SERVICES ARE APPROXIMATED AND MUST BE VERIFIED ON SITE.
5. ALL CONSTRUCTION WORK TO BE CARRYOUT IN STRICT ACCORDANCE WITH REQUIREMENTS OF JOHANNESBURG WATER.
6. THRUST BLOCKS TO BE PLACED AT ALL BENDS AND CHANGE IN DIRECTION.
7. mPVC PIPES TO BE CLASS 16 AND HDPE PIPES TO BE PE100 SDR11. UNLESS INSTRUCTED OTHERWISE.

PLEASE NOTE:
- STREET NAMES WERE EXTRACTED FROM IMQS (SOFTWARE).

LEGEND

- INSTALLED mPVC WATER PIPE
- INSTALLED HYDRANT
- INSTALLED VALVE
- NEW AIR VALVE
- NEW END CAP
- EXISTING WATER PIPE
- EXISTING VALVE
- EXISTING HYDRANT
- PIPE TO BE DECOMMISSIONED
- CONTOURS
- EXTENSION BOUNDARY

REFER TO DRAWING No:

JW12002-ORW-LAY-W01:	LAYOUT PLAN
JW100-DET02-W01:	BEDDING DETAIL
JW100-DET03-W01:	TYPICAL VALVE BOX
JW100-DET05-W01:	TYPICAL TRUST BLOCK DETAILS
JW100-DET06-W01:	FIRE HYDRANT DETAIL
JW100-DET12-W01:	DETAILS OF SERVICE MARKERS

LOCALITY PLAN:

CONSULTING ENGINEERS
CAPEX - ENGINEERING SERVICE UNIT
TURBINE HALL - 3RD FLOOR
65 NTEMI PILISO STREET
NEWTOWN
JOHANNESBURG
2113

DESIGNED	T.RAMATLO	17/03/2025
	SIGNATURE:	
DRAWN	M.I.BALLIM	17/03/2025
	SIGNATURE:	
CHECKED	T.RAMATLO	17/03/2025
	SIGNATURE:	
APPROVED BY:	T.MPANDAGUTA	
	SIGNATURE:	ECSA REG. No: 201170150

Johannesburg Water

JOHANNESBURG WATER SOC Ltd
TURBINE HALL
65 NTEMI PILISO STREET
NEWTOWN
JOHANNESBURG
2113
TEL: +27 (0)11 688 1400
FAX: +27(0)11 688-1528

Municipality:

Joburg
a world class African city

Project description:

SOWETO (ORLANDO WEST)
STS PREPAYMENT WATER METER AND RETROFITTING INSTALLATIONS
LAYOUT PLAN

SCALE: 1:1000

AMENDMENTS

REV	DESCRIPTION	DATE	BY	APV
A	ISSUED FOR INFORMATION	2025/03/11	MIB	TM

DRAWING No: JW12002-ORW-LAY-W01

UFW904	WATER	-	A
PROJECT No.	DISCIPLINARY		REV.
A0	SHEET 1	OF	1
ORIGINAL PAGE SIZE			

FILE No.

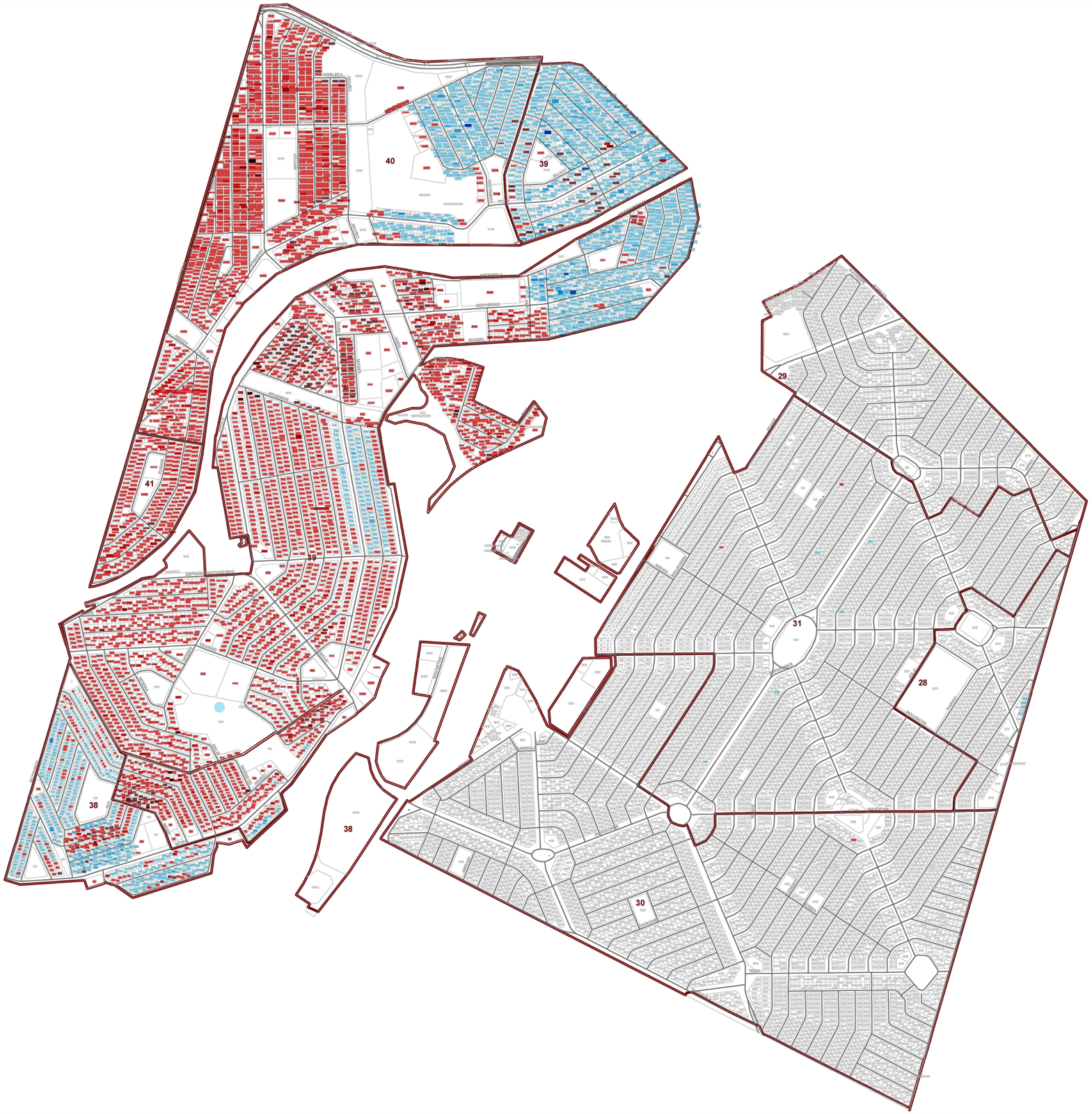

COPYRIGHT:

This document and all the information thereon remains the property of Johannesburg Water SOC Ltd and may not be copied, reproduced or transmitted in part or in full without the written consent of Johannesburg Water SOC Ltd. This document should not be relied on nor used in circumstances other than those for which it was originally prepared and for which Johannesburg Water SOC Ltd was commissioned, as defined on this drawing. Refer to the contract for full terms and conditions.

Johannesburg Water SOC Ltd shall not be liable for the consequences of using this document other than for the purpose for which it was commissioned. Any user and any other person using or relying on the document for such other purpose will by such use or reliance be taken to confirm his agreement to indemnify Johannesburg Water SOC Ltd for all loss or damage results there from.

LEGEND

- Municipal Ward Boundaries
- Water Pipelines
- Installed STS Water Meters
- No STS Water Meters Installed

ISSUED FOR INFORMATION

REFER TO DRAWING No:

JW14431-ORW-LAY-STS01:	LAYOUT PLAN

LOCALITY PLAN:

CONSULTING ENGINEERS
CAPEX - ENGINEERING SERVICE UNIT
TURBINE HALL - 3RD FLOOR
65 NTEMI PILISO STREET
NEWTOWN
JOHANNESBURG
2113

DESIGNED	T. RAMATLO	17/03/2025
	SIGNATURE:	
DRAWN	M.I BALLIM	17/03/2025
	SIGNATURE:	
CHECKED	T. RAMATLO	17/03/2025
	SIGNATURE:	
APPROVED BY:	T Mpandaguta	
	SIGNATURE:	201170150 ECSA REG. No:

Johannesburg Water

JOHANNESBURG WATER SOC Ltd
TURBINE HALL
65 NTEMI PILISO STREET
NEWTOWN
JOHANNESBURG
2113
TEL: +27 (0)11 688 1400
FAX: +27(0)11 688-1528

Municipality:

Joburg
a world class African city

Project description:

SOWETO (ORLANDO WEST)
STS PREPAYMENT WATER METERS AND RETROFFITING INSTALLATIONS
METER INSTALLATION LAYOUT

SCALE: NTS

AMENDMENTS

REV	DESCRIPTION	DATE	BY	APV
A	ISSUED FOR INFORMATION	2025/03/11	MIB	TM

DRAWING No: JW14431-ORW-LAY-STS01

JW14431	WATER	–	A	
PROJECT No.	DISCIPLINARY		REV.	
A0	SHEET 1	OF	1	
ORIGINAL PAGE SIZE				

FILE No.

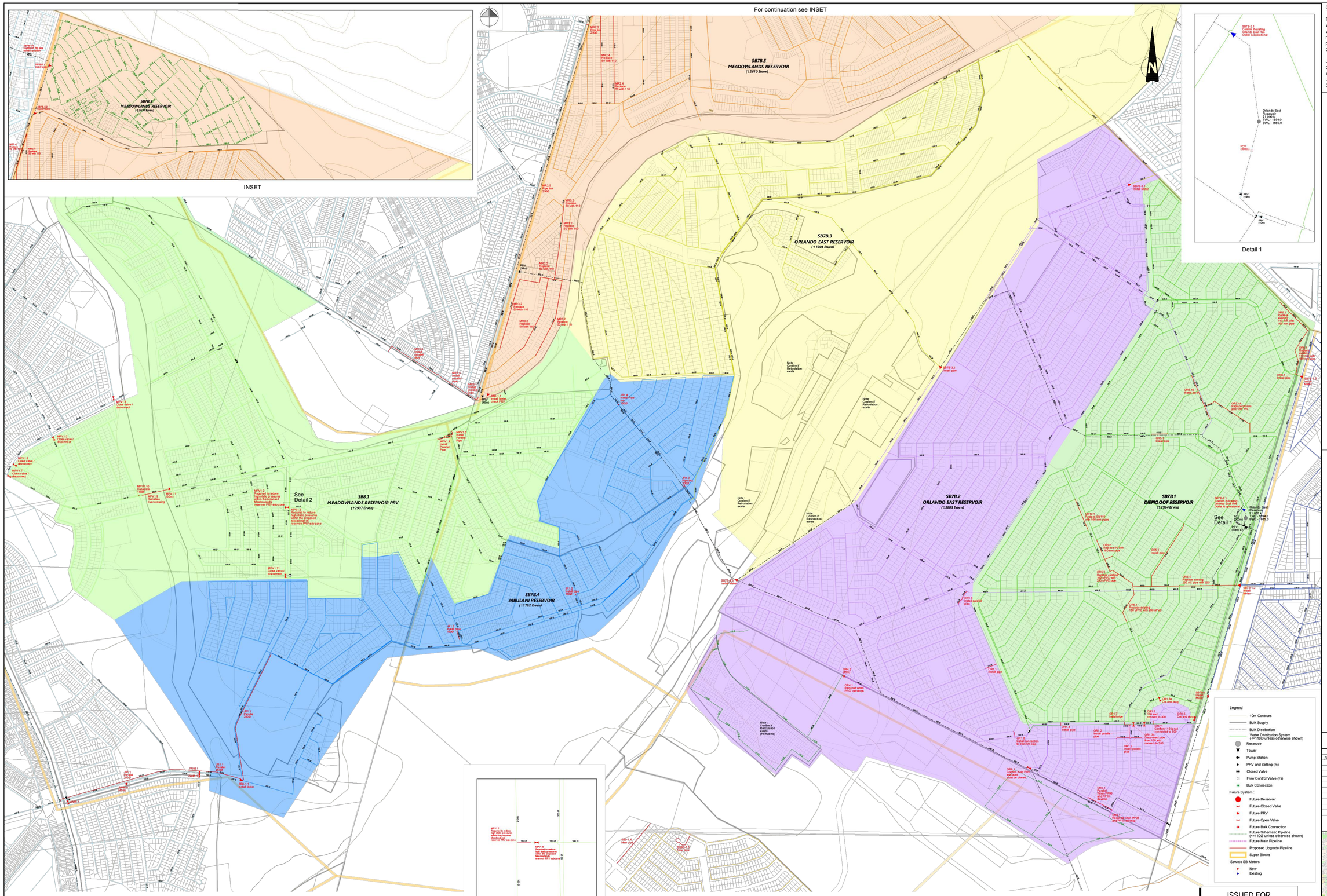

COPYRIGHT:

This document and all the information thereon remains the property of Johannesburg Water SOC Ltd and may not be copied, reproduced or transmitted in part or in full without the written consent of Johannesburg Water SOC Ltd. This document should not be relied on nor used in circumstances other than those for which it was originally prepared and for which Johannesburg Water SOC Ltd was commissioned, as defined on this drawing. Refer to the contract for full terms and conditions.

Johannesburg Water SOC Ltd shall not be liable for the consequences of using this document other than for the purpose for which it was commissioned. Any user and any other person using or relying on the document for such other purpose will by such use or reliance be taken to confirm his agreement to indemnify Johannesburg Water SOC Ltd for all loss or damage results there from.

REFER TO DRAWING No:

JW12002-OR-LAY-MP01:	LAYOUT PLAN

LOCALITY PLAN:

CONSULTING ENGINEERS
CAPEX - ENGINEERING SERVICE UNIT
TURBINE HALL - 3RD FLOOR
65 NTEMI PILISO STREET
NEWTOWN
JOHANNESBURG
2113

DESIGNED	T. RAMATLO	17/03/2025
	SIGNATURE:	
DRAWN	M.I BALLIM	17/03/2025
	SIGNATURE:	
CHECKED	T. RAMATLO	17/03/2025
	SIGNATURE:	
APPROVED BY:	T Mpandaguta	
	SIGNATURE:	ECSA REG. No: 201170150

Johannesburg Water

JOHANNESBURG WATER SOC Ltd
TURBINE HALL
65 NTEMI PILISO STREET
NEWTOWN
JOHANNESBURG
2113
TEL: +27 (0)11 688 1400
FAX: +27(0)11 688-1528

Municipality:

Joburg — a world class African city

Project description:

SOWETO (ORLANDO WEST)
STS PREPAYMENT WATER METER AND RETROFITTING INSTALLATIONS
LAYOUT PLAN
MASTER PLAN ITEMS

SCALE: NTS

AMENDMENTS

REV	DESCRIPTION	DATE	BY	APV
A	ISSUED FOR INFORMATION	2025/03/11	MIB	TM

DRAWING No: JW12002-OR-LAY-MP01

JW12002	WATER	–	A
PROJECT No.	DISCIPLINARY		REV.

A0 (ORIGINAL PAGE SIZE) SHEET 1 OF 1

FILE No.

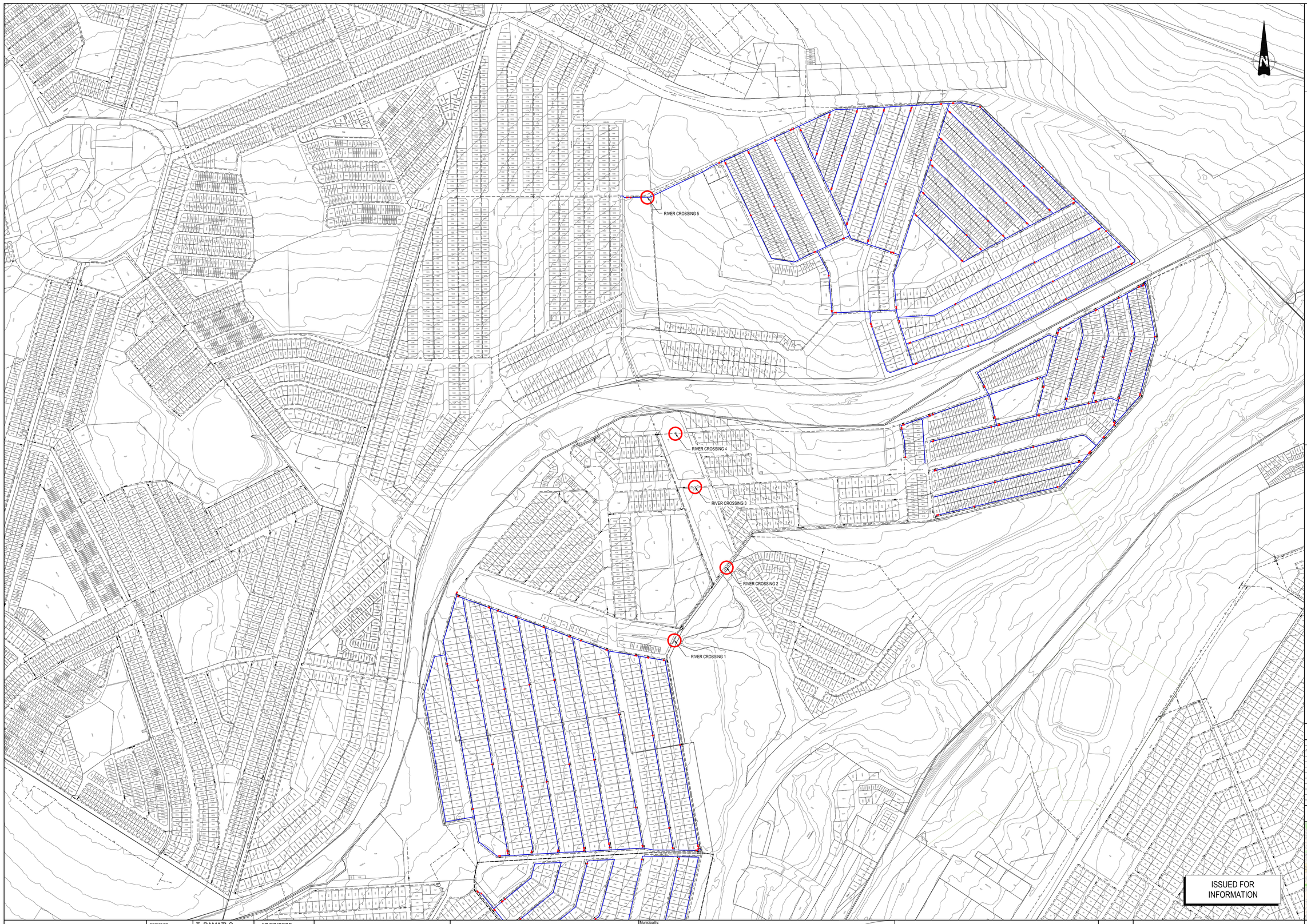

COPYRIGHT:

This document and all the information thereon remains the property of Johannesburg Water SOC Ltd and may not be copied, reproduced or transmitted in part or in full without the written consent of Johannesburg Water SOC Ltd. This document should not be relied on nor used in circumstances other than those for which it was originally prepared and for which Johannesburg Water SOC Ltd was commissioned, as defined on this drawing. Refer to the contract for full terms and conditions.

Johannesburg Water SOC Ltd shall not be liable for the consequences of using this document other than for the purpose for which it was commissioned. Any user and any other person using or relying on the document for such other purpose will by such use or reliance be taken to confirm his agreement to indemnify Johannesburg Water SOC Ltd for all loss or damage results there from.

WATER:

ALL PIPES TO BE LAID IN ACCORDANCE WITH SANS 1200, LATEST REVISION AND THE REQUIREMENTS OF JOHANNESBURG WATER SOC LTD.

1. ALL PIPES TO LAID UNDER TRENCH CONDITIONS UNLESS OTHERWISE SHOWN.
2. ALL NEW FIRE HYDRANTS ARE ABOVE GROUND
3. CONTRACTOR TO CONFIRM LEVELS OF EXISTING PIPES WITH ENGINEER BEFORE COMMENCING CONSTRUCTION.
4. POSITIONS OF ALL EXISTING SERVICES ARE APPROXIMATED AND MUST BE VERIFIED ON SITE.
5. ALL CONSTRUCTION WORK TO BE CARRYOUT IN STRICT ACCORDANCE WITH REQUIREMENTS OF JOHANNESBURG WATER.
6. THRUST BLOCKS TO BE PLACED AT ALL BENDS AND CHANGE IN DIRECTION.
7. mPVC PIPES TO BE CLASS 16 AND HDPE PIPES TO BE PE100 SDR11. UNLESS INSTRUCTED OTHERWISE.

PLEASE NOTE:
- STREET NAMES WERE EXTRACTED FROM IMQS (SOFTWARE).

LEGEND

- NEW mPVC WATER PIPE
- NEW HYDRANT
- NEW VALVE
- INSTALLED mPVC WATER PIPE (PHASE 1)
- INSTALLED HYDRANT (PHASE 1)
- INSTALLED VALVE (PHASE 1)
- NEW AIR VALVE
- NEW END CAP
- EXISTING WATER PIPE
- EXISTING VALVE
- EXISTING HYDRANT
- PIPE TO BE DECOMMISSIONED
- CONTOURS
- RIVER CROSSING

REFER TO DRAWING No:

JW12002-OR-LAY-RC01:	LAYOUT PLAN

LOCALITY PLAN:

CONSULTING ENGINEERS
CAPEX - ENGINEERING SERVICE UNIT
TURBINE HALL - 3RD FLOOR
65 NTEMI PILISO STREET
NEWTOWN
JOHANNESBURG
2113

DESIGNED	T. RAMATLO	17/03/2025
	SIGNATURE:	
DRAWN	M.I BALLIM	17/03/2025
	SIGNATURE:	
CHECKED	T. RAMATLO	17/03/2025
	SIGNATURE:	
APPROVED BY:	T Mpandaguta	
	SIGNATURE:	201170150 ECSA REG. No:

Johannesburg Water

JOHANNESBURG WATER SOC Ltd
TURBINE HALL
65 NTEMI PILISO STREET
NEWTOWN
JOHANNESBURG
2113
TEL: +27 (0)11 688 1400
FAX: +27(0)11 688-1528

Municipality:

Joburg
a world class African city

Project description:

SOWETO (ORLANDO WEST)
STS PREPAYMENT WATER METER AND RETROFITTING INSTALLATIONS
LAYOUT PLAN
RIVER CROSSING

SCALE: NTS

AMENDMENTS

REV	DESCRIPTION	DATE	BY	APV
A	ISSUED FOR INFORMATION	2025/03/11	MIB	TM

DRAWING No: JW12002-OR-LAY-RC01

JW12002	WATER	A	
PROJECT No.	DISCIPLINARY	REV.	
A0	SHEET 1	OF 1	
ORIGINAL PAGE SIZE			

FILE No.