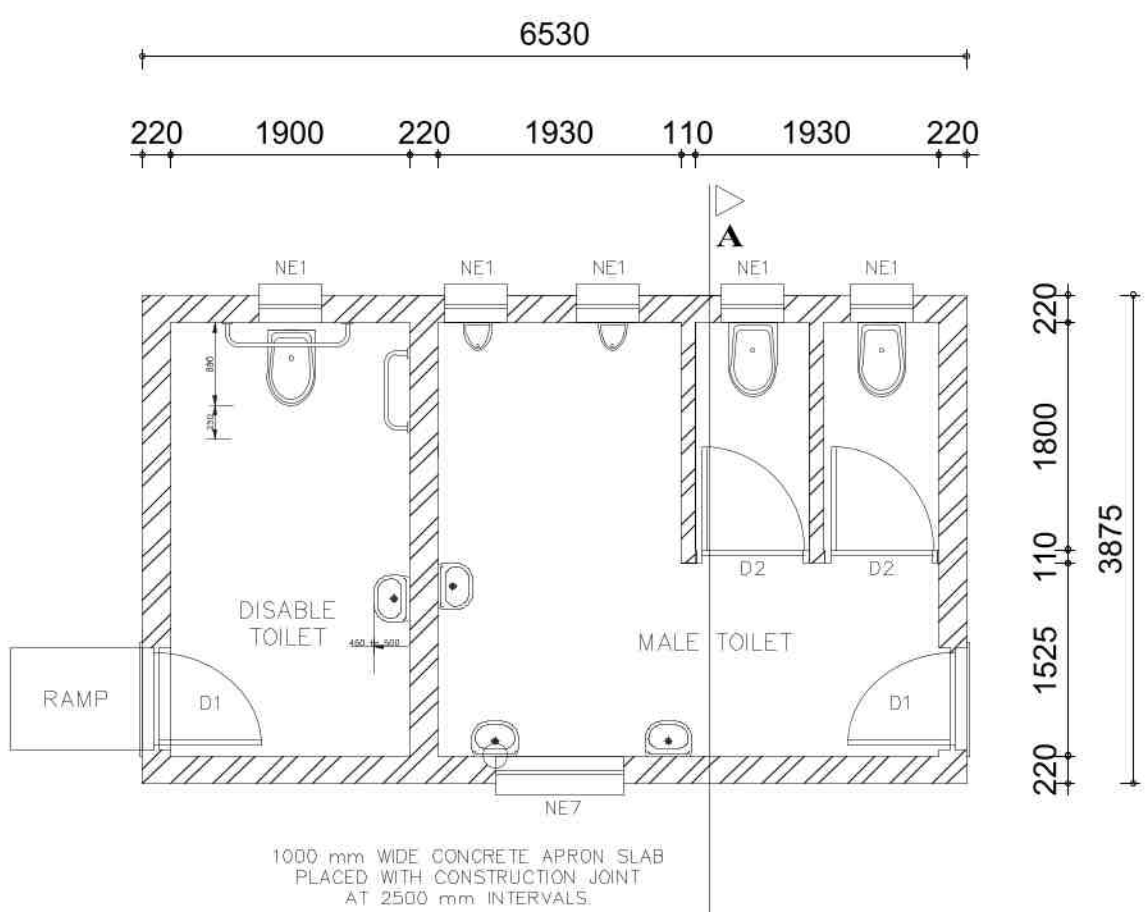
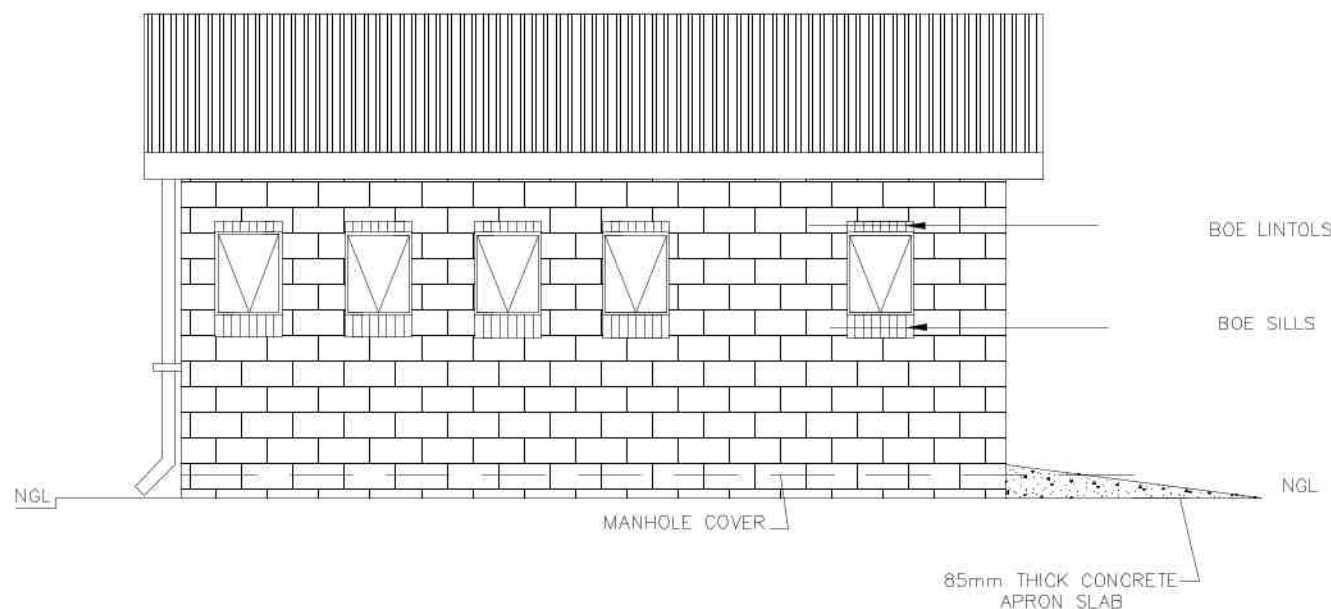


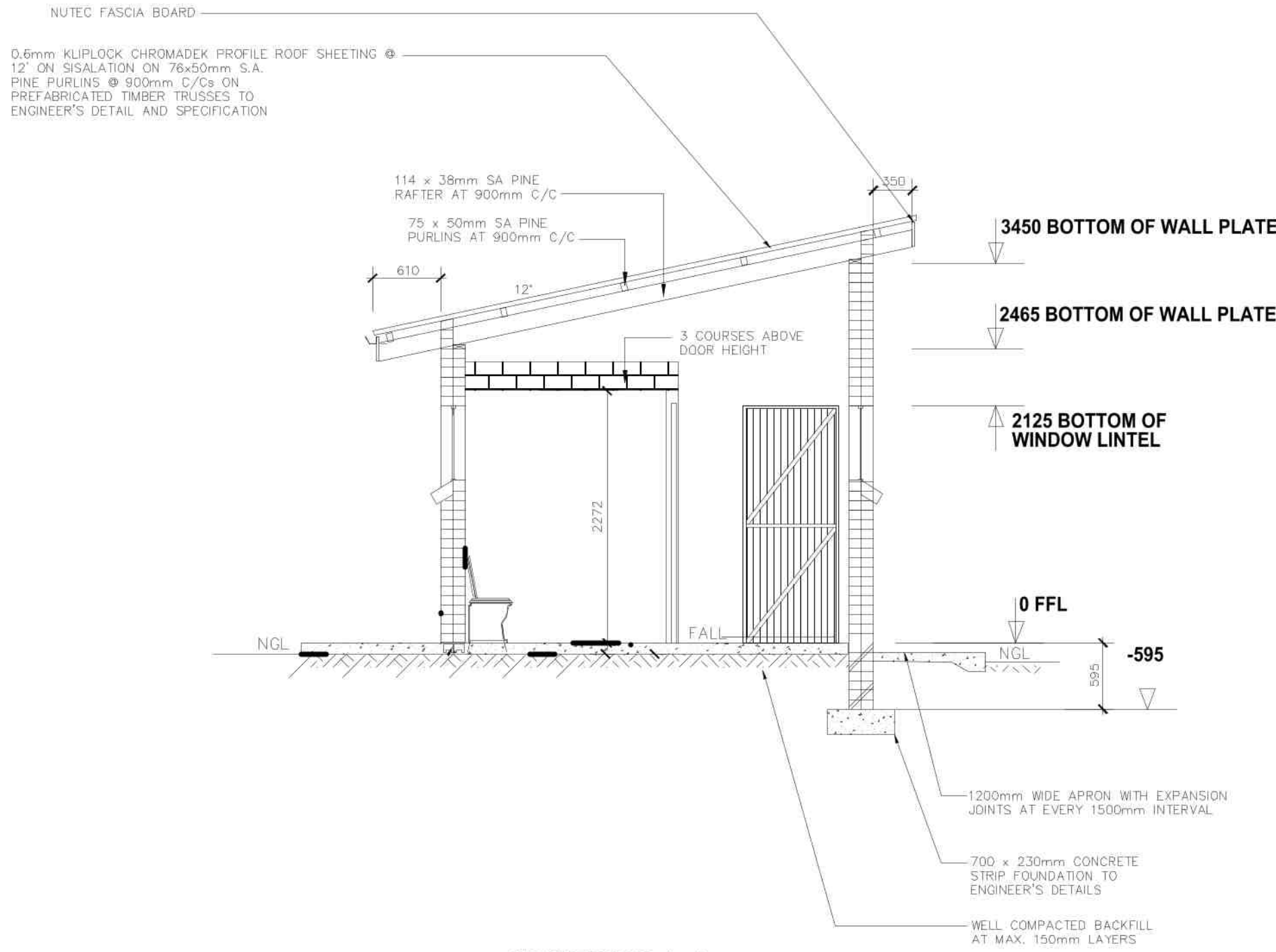
FRONT
SCALE 1:50



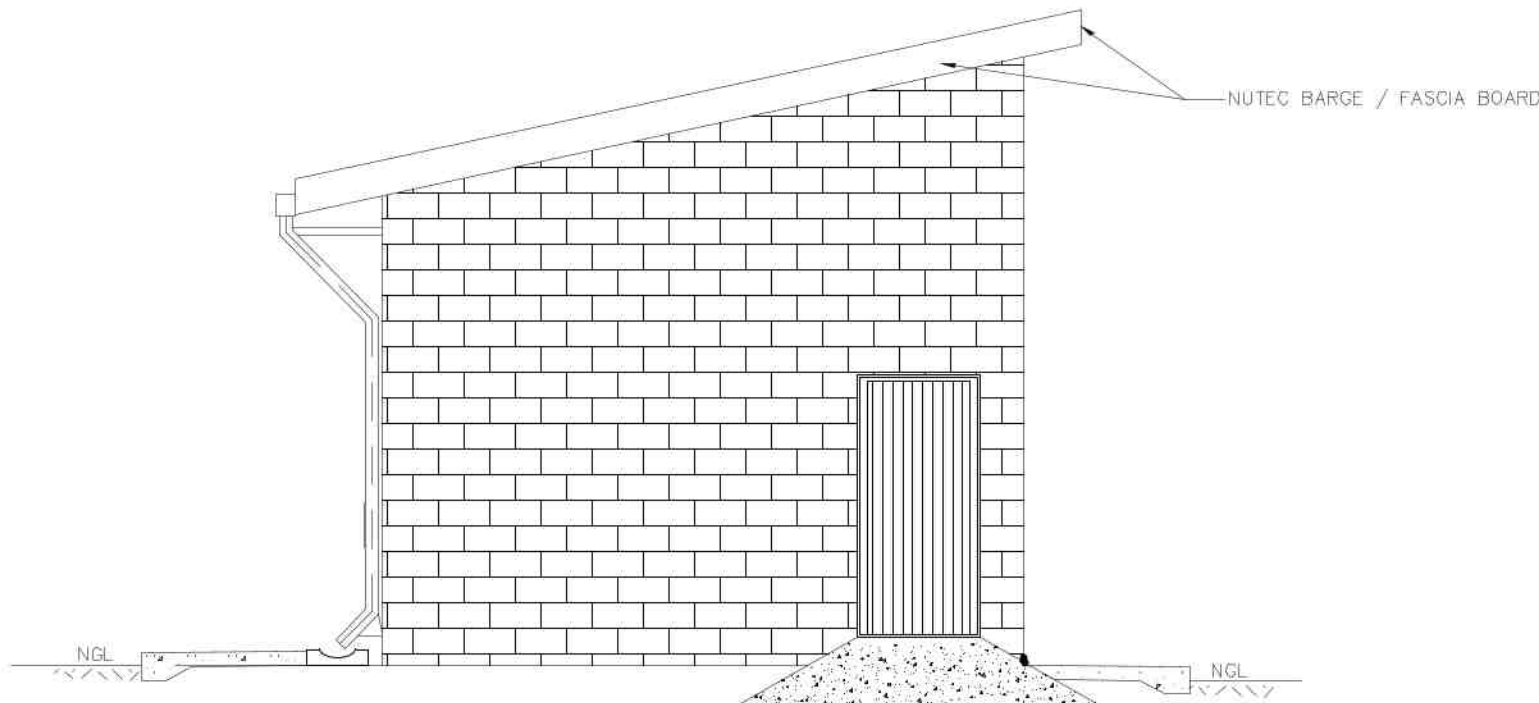
FLOOR LAYOUT
SCALE 1:50



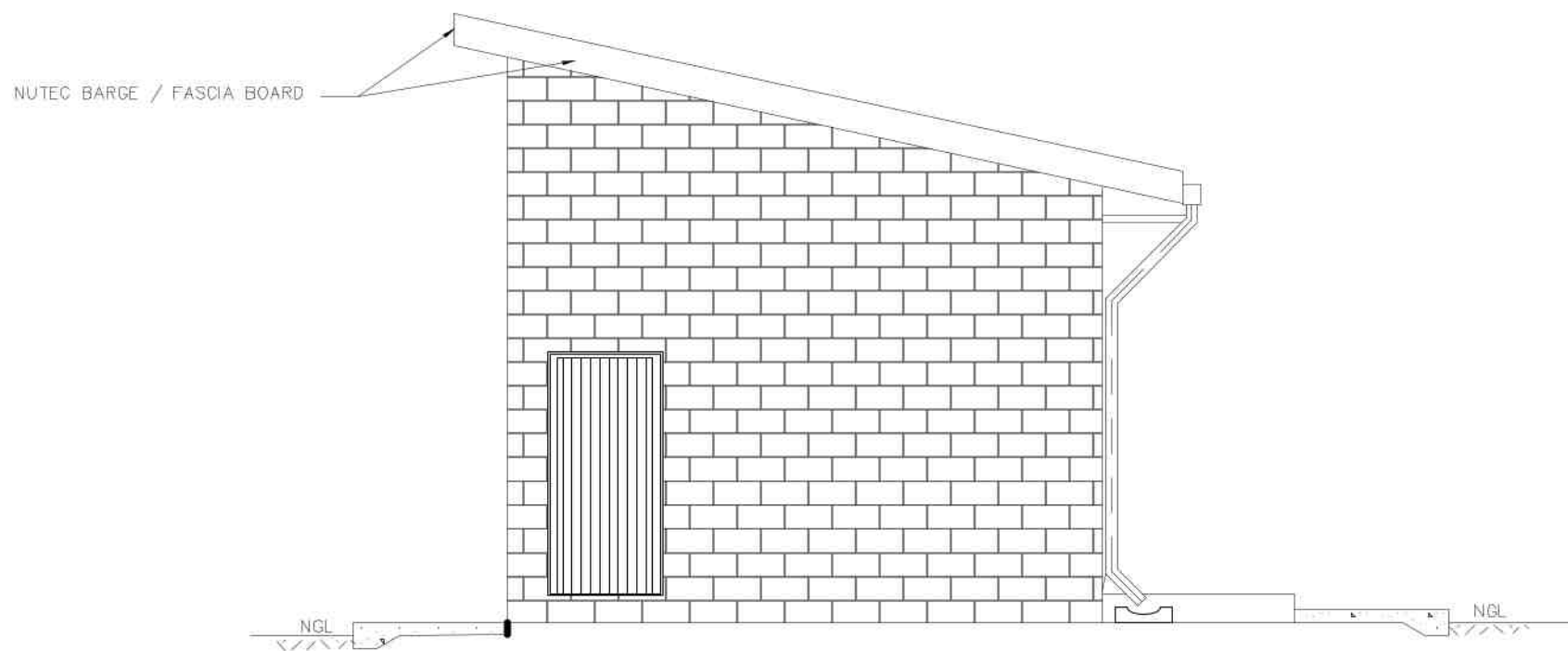
BACK
SCALE 1:50



SECTION A-A
SCALE 1:50



SIDE
SCALE 1:50



SIDE
SCALE 1:50

GENERAL NOTES:

- ALL WORK TO BE CARRIED OUT IN ACCORDANCE WITH THE NATIONAL BUILDING REGULATION AND SABS 0400 OF 1990.
- CONTRACTOR TO READ ONLY FIGURED DIMENSION
- CONTRACTOR TO VERIFY ALL DIMENSION ON SITE BEFORE COMMENCING WITH ANY WORK.

WINDOW SCHEDULE	
WINDOW NO.	N2
CATALOGUE	NE7
FRAME	1022 x 654mm HIGH STANDARD STEEL WINDOW FRAME
FRAME FINISH	SPOT PRIME DEFECTS IN PRE-PRIME SURFACE WITH ZINC CHROMATE PRIMER & APPLY ONE UNIVERSAL UNDER COAT & TWO COATS EPRP GOLDEN BROWN GLOSS ENAMEL PAINT ON STEEL
GLAZING	6.28mm OBSCURE SAFETY GLASS
NO. REQUIRED	3

WINDOW SCHEDULE	
WINDOW NO.	N1
CATALOGUE	NE1
FRAME	533 x 654mm HIGH STANDARD STEEL WINDOW FRAME
FRAME FINISH	SPOT PRIME DEFECTS IN PRE-PRIME SURFACE WITH ZINC CHROMATE PRIMER & APPLY ONE UNIVERSAL UNDER COAT & TWO COATS EPRP GOLDEN BROWN GLOSS ENAMEL PAINT ON STEEL
GLAZING	6.28mm OBSCURE SAFETY GLASS
NO. REQUIRED	6

ENTRANCE DOOR	
FRAME TYPE	SINGLE REBATE STEEL FRAME TO FIT 220mm WALL (D1)
FRAME FINISH	PRIME AND PAINT UNDERCOAT AND 2nc FINISHING COATS IN GLOSS ENAMEL COLOUR TBC
DOOR LEAF	44mm FRAMED LEDGED AND BRACED DOOR SIZE 813x2032mm INCLUDING EXTERNAL WEATHER BAR
LEAF FINISH	UNDER COAT AND MINIMUM 2 COATS GLOSS ENAMEL - COLOUR TBC
LOCK	3 LEVER MORTICE LOCK SET
IRONMONGERY	100mm BRACE CABIN HOOK

CUBICLE DOOR	
FRAME TYPE	SINGLE REBATE STEEL DOOR FRAME - SIZE 813x53mm (FRAME UNDERCUT TO 150mm)
FRAME FINISH	PRIME AND PAINT UNDERCOAT AND 2 COATS GLOSS ENAMEL - COLOUR TBC
DOOR LEAF	44mm FRAMED LEDGED EMBRACED DOOR SIZE 813x2032mm (DOOR RAISE BY 150mm TO TOP OF FRAME)
LEAF FINISH	UNDER COAT AND MINIMUM 2 COATS GLOSS ENAMEL - COLOUR TBC
LOCK	TOILET INDICATOR LOCK
IRONMONGERY	100mm CHROME PLATED "D" TYPE HANDLE, 3 BY SOLID BRACE HINGES

BUGLAR DOOR	
TYPE D1	2 OFF
POSITION	EXTERNAL TOILET BLOCK
DOOR TYPE	PURPOSE MADE SQUARE HOLLOW SECTION MILD STEEL SECURITY GATE
DOOR FINISH	1COAT ZINC CHROMATE PRIMER MINIMUM 2 x COATS GLOSS ENAMEL (EXTERNAL QUALITY)
FRAME	50x38x1.6mm M.S. RECTANGULAR HOLLOW SECTION FRAME
FRAME FINISH	1COAT ZINC CHROMATE PRIMER MINIMUM 2 x COATS GLOSS ENAMEL (EXTERIOR QUALITY)
DOOR	38x28x1.6mm RECTANGULAR HOLLOW SECTION FRAME WITH 25x25x1.6 INTERMEDIATES AT 100mm CENTERS AT A 45° ANGLE COLOUR TBC
IRONMONGERY	SECURITY DOUBLE THROW DEAD LOCK (NO LATCH)

COPYRIGHT HELD BY :
NEMORANGO CONSULTING ENGINEERS cc
"Copyright subsists in this work. Any unauthorised reproduction in any manner or form, publication, making an adaptation of the work and doing in in relation to an adaptation of the work, any of the work, any of the acts above, are acts of copyright infringement and make the DOER liable for civil law copyright infringement and may make the DOER liable to criminal prosecution."

DRAWING REFERENCE

Drawing No.	Drawing Title

NOTES

DRAWING AMENDMENTS

No.	Amendment	Date	Appr.
1	ISSUED FOR : CONSTRUCTION	NOV 2021	TM

Designed E MUDAU	Date NOV 2021
Checked T RAPHALALANI	Date NOV 2021
Drawn E MUDAU	Date NOV 2021
Client appr.	Date

Consultant

CONSULTING ENGINEERS
e-mail : takalani@nemorango.co.za

(015) 295 2023 (015) 295 2024

10A HANS VAN RENSBURG POLOKWANE 9801 10A HANS VAN RENSBURG POLOKWANE 9801

Impl. Agent

THE MVULA TRUST
A leading developmental NGO

LIMPOPO PROVINCE
REPUBLIC OF SOUTH AFRICA

Proj Name

CONSTRUCTION OF WATER & SANITATION INFRASTRUCTURE AT MODIPE SECONDARY SCHOOL IN LIMPOPO

Drawing Title

**MD2
WATER BORNE TOILET**

Proj Number TMT-LPDE-2019/20-LPCL5-04	Drawing No. TMT-LPDE-2019/20-LPCL5-03-001
------------------------------------------	----------------------------------------------

Scale N.T.S.	Rev No. 0
------------------------	---------------------